

Please note: These minutes are yet to be confirmed as a true record of proceedings

CITY OF BUSSELTON

MINUTES FOR THE COUNCIL MEETING HELD ON 26 MAY 2021

TABLE OF CONTENTS

ITEM NO.	SUBJECT	PAGE NO.
1.	DECLARATION OF OPENING / ACKNOWLEDGEMENT OF COUNTRY / ACKNOWLEDGEMENT OF VISITORS / DISCLAIMER / NOTICE OF RECORDING OF PROCEEDINGS.....	2
2.	ATTENDANCE	2
3.	PRAYER	3
4.	APPLICATION FOR LEAVE OF ABSENCE.....	3
5.	DISCLOSURE OF INTERESTS	3
6.	ANNOUNCEMENTS WITHOUT DISCUSSION.....	3
7.	QUESTION TIME FOR PUBLIC.....	4
8.	CONFIRMATION AND RECEIPT OF MINUTES	6
	Previous Council Meetings	6
8.1	Minutes of the Council Meeting held 12 May 2021	6
	Committee Meetings.....	6
8.2	Minutes of the Finance Committee Meeting held 12 May 2021	6
9.	RECEIVING OF PETITIONS, PRESENTATIONS AND DEPUTATIONS	7
10.	QUESTIONS BY MEMBERS OF WHICH DUE NOTICE HAS BEEN GIVEN (WITHOUT DISCUSSION)	7
11.	ITEMS BROUGHT FORWARD	7
12.1	Finance Committee - 12/5/2021 - LIST OF PAYMENTS MADE - MARCH 2021	8
12.2	Finance Committee - 12/5/2021 - FINANCIAL ACTIVITY STATEMENTS - YEAR TO DATE AS AT 31 MARCH 2021	21
17.1	COUNCILLORS' INFORMATION BULLETIN	63
	ITEMS TO BE DEALT WITH BY SEPARATE RESOLUTION (WITHOUT DEBATE).....	68
12.3	Finance Committee - 12/5/2021 - APPLICATION FOR RATE EXEMPTION - WARATAH SUPPORT CENTRE (SOUTH WEST) INC.....	68
12.4	Finance Committee - 12/5/2021 - BUDGET AMENDMENT REQUEST - LEGAL SERVICES	77
15.1	MARKETING AND EVENTS REFERENCE GROUP OUTCOMES	81
18.	MOTIONS OF WHICH PREVIOUS NOTICE HAS BEEN GIVEN	91
19.	URGENT BUSINESS.....	92
19.1	RFT 01-21 MITCHELL PARK CIVIL AND LANDSCAPING WORKS.....	92
20.	CONFIDENTIAL REPORTS.....	100
21.	CLOSURE	100

MINUTES

MINUTES OF A MEETING OF THE BUSSELTON CITY COUNCIL HELD IN THE COUNCIL CHAMBERS, ADMINISTRATION BUILDING, SOUTHERN DRIVE, BUSSELTON, ON 26 MAY 2021 AT 5.30PM.

1. DECLARATION OF OPENING / ACKNOWLEDGEMENT OF COUNTRY / ACKNOWLEDGEMENT OF VISITORS / DISCLAIMER / NOTICE OF RECORDING OF PROCEEDINGS

The Presiding Member opened the meeting at 5.32pm.

The Presiding Member noted this meeting is held on the lands of the Wadandi people and acknowledged them as Traditional Owners, paying respect to their Elders, past and present, and Aboriginal Elders of other communities who may be present.

2. ATTENDANCE

Presiding Member:

Cr Grant Henley Mayor

Members:

Cr Kelly Hick Deputy Mayor
Cr Sue Riccelli
Cr Ross Paine
Cr Kate Cox
Cr Paul Carter
Cr Phill Cronin
Cr Jo Barrett-Lennard
Cr Lyndon Miles

Officers:

Mr Mike Archer, Chief Executive Officer
Mr Oliver Darby, Director, Engineering and Works Services
Mr Paul Needham, Director, Planning and Development Services
Mrs Naomi Searle, Director, Community and Commercial Services
Mr Tony Nottle, Director, Finance and Corporate Services
Mrs Emma Heys, Governance Coordinator
Ms Melissa Egan, Governance Officer

Apologies:

Nil

Approved Leave of Absence:

Nil

Media:

0

Public:

3

3. PRAYER

The prayer was delivered by Pastor Simon Holmes of the Busselton Baptist Church.

4. APPLICATION FOR LEAVE OF ABSENCE

Nil

5. DISCLOSURE OF INTERESTS

The Mayor noted that declarations of impartiality interests had been received from:

- Cr Sue Riccelli in relation to Item No. 12.3 'Finance Committee – 25/05/2021 – Application for Rate Exemption – Waratah Support Centre (South West) Inc.'
- Cr Ross Paine in relation to Agenda Item 15.1 'Marketing and Reference Group Outcomes'.

The Mayor noted that a declaration of financial interest had been received from:

- Cr Lyndon Miles in relation to Agenda Item 15.1 'Marketing and Reference Group Outcomes'.

The Mayor advised that, in accordance with regulation 22(2)(a) of the *Local Government (Model Code of Conduct) Regulations 2021*, these declarations would be read out immediately before the items were discussed.

6. ANNOUNCEMENTS WITHOUT DISCUSSION

Announcements by the Presiding Member

Nil

7. QUESTION TIME FOR PUBLIC

Response to Previous Questions Taken on Notice

The following questions were taken on notice by the Council at the 12 May 2021 Ordinary Council meeting:

7.1 Mr Keith Sims

Question

At the Council meeting in June 2020, when Councillor Riccelli put forward her motion to go back to \$21 million for BPACC, two Councillors said, if we went backwards or took elements out of the project, it would become a white elephant and not be supported by those Councillors. If we do not have the funding, and now that the creative industries hub has been taken out, would the project become a white elephant and not be supported by those Councillors?

Response

The resolution of Council on 24 June 2020 clearly stated that the creative industries hub would only be included should additional funding be secured. This was in reference to the business case prepared and submitted to the State Government.

7.2 Mr Keith Sims

Question

Why has the critical assumption which required \$9.5 million State Government funding been removed from the new business case for January 2021 and the financial burden put onto the ratepayers?

Response

The State Government funding contribution of \$9.5m was referred to in the business case that was submitted to the State Government that was tied to the inclusion of a creative industries hub. As with any business case, when circumstances change, such as State funding, it is updated. The current business case clearly states that the City had approached the State Government for funding which was earmarked for the creative industries hub. As State Government funding has not been secured, the creative industries hub has been removed and subsequently the business case was updated to exclude it. As Council is yet to award a tender, it is uncertain what amount will be contributed by the City of Busselton towards the project.

Question Time for Public

7.3 Mr Keith Sims

Question

Who are the companies tendering for the Busselton Performing Arts and Convention Centre project (BPACC)?

Response

(Mr Mike Archer, Chief Executive Officer)

At the close of tenders, we had three submissions – one from Broad Construction, one from Perkins Group and one from Pindan, who have subsequently gone into liquidation and they have withdrawn.

Question

Approximately how far over the budget of \$28.5 million are the tenders?

Response

(Mr Archer)

We are not at liberty to discuss that. We are still in a confidential evaluation process.

Question

If Council is considering borrowing further funds over the \$17 million that has already been voted on, will the ratepayers be formally asked prior to that decision being made?

Response

(Mr Archer)

That will be what Council will consider as part of a report on the 23rd of June, if that is the case.

Question

In the January 2021 business case, it says if funding is not obtained, elements will be removed from the building. Is that still a possibility?

Response

(Mr Archer)

Everything is on the table at the moment. As I said to you in my email to you on 20 April, when you asked similar types of questions, there are a range of options to consider if the pricing came over. We can reduce the scope, park the project up until sometime in the future, we could borrow more money or allocate additional funding from reserves or municipal fund areas, or as we are endeavouring to do, seek additional grant funding.

Question

When will there be a decision regarding the City's application for \$1.5 million from the Building Better Regions Fund?

Response

(Mr Archer)

We have not received notification as to whether it is available or not. They have not determined that grant – they might have by the 23rd of June, we do not know.

Question

If they have not determined it by the 23rd of June, will you proceed with the project and hope to get that money later?

Response

(Mr Archer)

Potentially, yes. The reality is that funding may or may not happen. We are looking to get additional funding.

Response

(Mayor)

I do not believe Council will be proceeding presuming that we may get funding. We would only take into account funding that had already been successfully obtained.

Question

What steps will the City take to ensure there is not another situation like Pindan, to award the tender [for the BPACC]?

Question

(Mayor)

The City is doing due diligence on all of their contractual undertakings at the moment. We are well aware of the situations within the building industry, but we will be undertaking due diligence before we award a tender.

Question

On page 71 of the Agenda, item 12.4 – “external legal advice about Busselton Performing Arts and Convention Centre - competition law, construction contract and other items”, cost of \$20,000. “External specialist advice sought in response to potential competition law concerns raised. Advice on construction contract terms.” What was the legal advice?

Response

(Mayor)

The advice itself is privileged, but the information that was sought was in regard to development of a contract for the construction of the BPACC. As you are aware, with the current circumstances, we want to make sure we have the best possible contracts. We have a good history of good contracts that have avoided costly overruns to the ratepayers. There was an amount paid to make sure we had the best possible external specialist advice. There was a reference to an enquiry about competition law from your organisation [Bay2Bay Action Group], that we made sure we were comfortable in our position in regard to that.

8. CONFIRMATION AND RECEIPT OF MINUTES**Previous Council Meetings****8.1 Minutes of the Council Meeting held 12 May 2021****COUNCIL DECISION**

C2105/099

Moved Councillor J Barrett-Lennard, seconded Councillor P Carter

That the Minutes of the Council Meeting held 12 May 2021 be confirmed as a true and correct record.

CARRIED 9/0

Committee Meetings**8.2 Minutes of the Finance Committee Meeting held 12 May 2021****COUNCIL DECISION**

C2105/100

Moved Councillor P Cronin, seconded Councillor J Barrett-Lennard

That the Minutes of the Finance Committee Meeting held 12 May 2021 be noted.

CARRIED 9/0

9. RECEIVING OF PETITIONS, PRESENTATIONS AND DEPUTATIONS**Petitions**

Nil

Presentations

Nil

Deputations

Nil

10. QUESTIONS BY MEMBERS OF WHICH DUE NOTICE HAS BEEN GIVEN (WITHOUT DISCUSSION)

Nil

11. ITEMS BROUGHT FORWARD**ADOPTION BY EXCEPTION RESOLUTION**

At this juncture, the Mayor advised the meeting that, with the exception of the items identified to be withdrawn for discussion, the remaining reports, including the Committee and Officer Recommendations, will be adopted en bloc, i.e. all together.

COUNCIL DECISION

C2105/101

Moved Councillor K Hick, seconded Councillor S Riccelli

That the Committee and Officer Recommendations in relation to the following agenda items be carried en bloc:

12.1 Finance Committee - 12/5/2021 - LIST OF PAYMENTS MADE - MARCH 2021


12.2 Finance Committee - 12/5/2021 - FINANCIAL ACTIVITY STATEMENTS - YEAR TO DATE AS AT 31 MARCH 2021

17.1 COUNCILLORS' INFORMATION BULLETIN

CARRIED 9/0

EN BLOC

12.1 Finance Committee - 12/5/2021 - LIST OF PAYMENTS MADE - MARCH 2021

STRATEGIC GOAL	6. LEADERSHIP Visionary, collaborative, accountable
STRATEGIC OBJECTIVE	6.1 Governance systems, process and practices are responsible, ethical and transparent.
SUBJECT INDEX	Financial Operations
BUSINESS UNIT	Financial Services
REPORTING OFFICER	Manager Financial Services - Paul Sheridan
AUTHORISING OFFICER	Director Finance and Corporate Services - Tony Nottle
NATURE OF DECISION	Noting: The item is simply for information purposes and noting
VOTING REQUIREMENT	Simple Majority
ATTACHMENTS	Attachment A List of Payments - March 2021 

This item was considered by the Finance Committee at its meeting on 12/5/2021, the recommendations from which have been included in this report.

COUNCIL DECISION AND COMMITTEE RECOMMENDATION AND OFFICER RECOMMENDATION

C2105/102 Moved Councillor K Hick, seconded Councillor S Riccelli

That the Council notes payment of voucher numbers M118689 – M118737, EF077862 – EF078629, T7548 – T7550, DD004413 – DD004446, together totalling \$8,843,082.68.

CARRIED 9/0

EN BLOC

EXECUTIVE SUMMARY

This report provides details of payments made from the City's bank accounts for the month of March 2021, for noting by the Council and recording in the Council Minutes.

BACKGROUND

The *Local Government (Financial Management) Regulations 1996* (the Regulations) requires that, when the Council has delegated authority to the Chief Executive Officer to make payments from the City's bank accounts, a list of payments made is prepared each month for presentation to, and noting by, the Council.

OFFICER COMMENT

In accordance with regular custom, the list of payments made for the month of March 2021 is presented for information.

Statutory Environment

Section 6.10 of the *Local Government Act 1995* and more specifically Regulation 13 of the Regulations refer to the requirement for a listing of payments made each month to be presented to the Council.

Relevant Plans and Policies

There are no relevant plans or policies to consider in relation to this matter.

Financial Implications

There are no financial implications associated with the officer recommendation.

Stakeholder Consultation

No external stakeholder consultation was required or undertaken in relation to this matter.

Risk Assessment

An assessment of the potential implications of implementing the officer recommendation has been undertaken using the City's risk management framework, with risks assessed taking into account any controls already in place. No risks of a medium or greater level have been identified.

Options

Not applicable.

CONCLUSION

The list of payments made for the month of March 2021 is presented for information.

TIMELINE FOR IMPLEMENTATION OF OFFICER RECOMMENDATION

Not applicable.



LISTING OF PAYMENTS MADE
UNDER DELEGATED AUTHORITY
FOR THE MONTH OF MARCH 2021

CHEQUE PAYMENTS	CHEQUE # 118689 - 118737	98,197.53
ELECTRONIC TRANSFER PAYMENTS	EF077862 - EF078629	6,964,478.62
TRUST ACCOUNT	TRUST ACCOUNT # 7548 - 7550	70,697.26
INTERNAL PAYMENT VOUCHERS	DD4414 - DD4446	102,779.69
PAYROLL PAYMENTS	01.03.2021 - 31.03.2021	1,606,929.58
		8,843,082.68

CHEQUE PAYMENTS MARCH 2021					
DATE	TYPE	REF #	NAME	DESCRIPTION	AMOUNT \$
9/03/2021	CHEQUE	118686	BIO-DIVERSITY RATE REBATE	REBATE (payment reversed/voided)	(959.06)
9/03/2021	CHEQUE	118720	BULLYS EVENTS	DONATION	200.00
24/03/2021	CHEQUE	118731	CALLOWS CORNER NEWS	NEWSAGENCY / STATIONERY SUPPLIES	685.20
24/03/2021	CHEQUE	118733	CALLOWS CORNER NEWSAGENCY	STAFF SOCIAL CLUB - LOTTO	734.85
5/03/2021	CHEQUE	118690	CANCELLED PAYMENT	CANCELLED PAYMENT	0.00
5/03/2021	CHEQUE	118691	CANCELLED PAYMENT	CANCELLED PAYMENT	0.00
5/03/2021	CHEQUE	118692	CANCELLED PAYMENT	CANCELLED PAYMENT	0.00
5/03/2021	CHEQUE	118693	CANCELLED PAYMENT	CANCELLED PAYMENT	0.00
5/03/2021	CHEQUE	118694	CANCELLED PAYMENT	CANCELLED PAYMENT	0.00
5/03/2021	CHEQUE	118695	CANCELLED PAYMENT	CANCELLED PAYMENT	0.00
5/03/2021	CHEQUE	118696	CANCELLED PAYMENT	CANCELLED PAYMENT	0.00
5/03/2021	CHEQUE	118697	CANCELLED PAYMENT	CANCELLED PAYMENT	0.00
5/03/2021	CHEQUE	118698	CANCELLED PAYMENT	CANCELLED PAYMENT	0.00
5/03/2021	CHEQUE	118699	CANCELLED PAYMENT	CANCELLED PAYMENT	0.00
9/03/2021	CHEQUE	118703	CANCELLED PAYMENT	CANCELLED PAYMENT	0.00
9/03/2021	CHEQUE	118704	CANCELLED PAYMENT	CANCELLED PAYMENT	0.00
24/03/2021	CHEQUE	118728	CANCELLED PAYMENT	CANCELLED PAYMENT	0.00
9/03/2021	CHEQUE	118721	CORE OF WELLBEING	DONATION	500.00
24/03/2021	CHEQUE	118725	CROWN PERTH	ACCOMMODATION	806.00
9/03/2021	CHEQUE	118707	DAVID & JAN COOK	REFUND OF RATE OVERPAYMENT	100.00
9/03/2021	CHEQUE	118710	DAVID STANLEY & BARBARA PEARL NOBLE	REFUND OF RATE OVERPAYMENT	750.00
9/03/2021	CHEQUE	118716	DENISE & JAMES BARRY MURKIN	REFUND OF RATE OVERPAYMENT	750.00
8/03/2021	CHEQUE	118434	DEPARTMENT OF TRANSPORT	PLANT REGISTRATION (payment reversed/voided)	(129.30)
9/03/2021	CHEQUE	118705	DEPARTMENT OF TRANSPORT	PLANT REGISTRATION	327.00
30/03/2021	CHEQUE	118736	DIABETES WA	REFUND FACILITY HIRE FEES	56.10
9/03/2021	CHEQUE	118718	DIABETES WA	REFUND OF RATE OVERPAYMENT	33.60
24/03/2021	CHEQUE	118730	DUNSBOROUGH POST OFFICE	POSTAL SERVICE	496.00
30/03/2021	CHEQUE	118737	ELAINE BARTLETT	REFUND ANIMAL TRAP BOND	100.00
9/03/2021	CHEQUE	118709	EUSABETH REGINA ADELHEID DREWITZ	REFUND OF RATE OVERPAYMENT	729.81
17/03/2021	CHEQUE	118723	EMMA CLARE PINNELL	BIO-DIVERSITY RATE REBATE	536.02
24/03/2021	CHEQUE	118732	FRED ROSE EXCAVATOR HIRE	EARTHMOVING - WASTE FACILITY & ROADWORKS	20,630.50
9/03/2021	CHEQUE	118715	GREGORY & DIANE THOMAS	REFUND OF RATE OVERPAYMENT	750.00
16/03/2021	CHEQUE	115765	HALL & KEY DEPOSITS	REFUND OF HALL & KEY DEPOSITS (payment reversed/voided)	(185.00)
9/03/2021	CHEQUE	118706	HALL & KEY DEPOSITS	REFUND OF HALL & KEY DEPOSITS	100.00
9/03/2021	CHEQUE	118700	HOOLEE DOOLEEZ VARIETY & VALUE	VACATION CARE SUPPLIES	25.00
9/03/2021	CHEQUE	118713	JENNIFER SUZANNE & PETER WRIGHTSON	REFUND OF RATE OVERPAYMENT	750.00
9/03/2021	CHEQUE	118708	JILL MAREE BRIGHTON	REFUND OF RATE OVERPAYMENT	100.00
5/03/2021	CHEQUE	118689	LANDGATE CUSTOMER ACCOUNT	LAND INFORMATION AND TITLE SEARCHES	534.60
30/03/2021	CHEQUE	118735	M & M STEPHENS	REFUND PAYMENTS - BJTP	62.00
29/03/2021	CHEQUE	118734	OLD TIME DANCE INC.	DONATION	250.00
9/03/2021	CHEQUE	118717	RHONDA MAE & GRAEME JOHN BAESJOU	REFUND OF RATE OVERPAYMENT	100.00
9/03/2021	CHEQUE	118714	ROBERT RAYNER & SAMANTHA FRANKE	REFUND OF RATE OVERPAYMENT	750.00
9/03/2021	CHEQUE	118711	ROSS MAXWELL & ROSLYN PATRICIA WOODLEY	REFUND OF RATE OVERPAYMENT	810.09
9/03/2021	CHEQUE	118712	SALLYANN & JOHN KING	REFUND OF RATE OVERPAYMENT	750.00
24/03/2021	CHEQUE	118727	SHIRE OF AUGUSTA MARGARET RIVER	COMMUNITY HALL HIRE	175.50
9/03/2021	CHEQUE	118722	T & C ATKINSON	REFUND OF RATE OVERPAYMENT	100.00
24/03/2021	CHEQUE	118724	TERRY WHITE CHEMIST	FIRST AID SUPPLIES	89.82
9/03/2021	CHEQUE	118719	THE BUSSELTON REPAIR CO-OP	DONATION	967.90
9/03/2021	CHEQUE	118701	WA STRATA MANAGEMENT	STRATA LEVY FEES & WATER CONSUMPTION	772.00
24/03/2021	CHEQUE	118726	WA STRATA MANAGEMENT	STRATA LEVY FEES & WATER CONSUMPTION	386.00
9/03/2021	CHEQUE	118702	WATER CORPORATION	WATER SERVICES	61,562.78
24/03/2021	CHEQUE	118729	WATER CORPORATION	WATER SERVICES	3,000.12
					98,197.53

EFT PAYMENTS MARCH 2021					
DATE	TYPE	REF #	NAME	DESCRIPTION	AMOUNT \$
11/03/2021	EFT	77913	3E CONSULTING ENGINEERS PTY LTD	CONSULTANCY SERVICES	440.00
26/03/2021	EFT	78412	A1 BOBCATS BUSSELTON	EARTHWORK SERVICES	22,394.88
11/03/2021	EFT	78051	AAA WELDING AND FABRICATION SERVICES	WELDING AND FABRICATION SERVICES	693.00
19/03/2021	EFT	78241	ABEC ENVIRONMENTAL CONSULTING PTY LTD	ENVIRONMENTAL CONSULTING	5,412.00
26/03/2021	EFT	78415	ABEL CONCEPTS (AUST)PTY LTD	FLAG POLES	541.75
19/03/2021	EFT	78327	ABILITY CENTRE	BOND REFUND	185.00
11/03/2021	EFT	78106	AC FORSTER & SON	PLUMBING SERVICES	1,827.50
11/03/2021	EFT	77972	ACCENDO AUSTRALIA PTY LTD	ENVIRONMENTAL SERVICES	734.25
26/03/2021	EFT	78433	ACROMAT	SPORT EQUIPMENT SUPPLIER	660.62
11/03/2021	EFT	78132	ACTIV FOUNDATION INC	MAINTENANCE SERVICES	48,181.65
19/03/2021	EFT	78350	ACTIV FOUNDATION INC	MAINTENANCE SERVICES	15,012.25
31/03/2021	EFT	78590	ACTIV FOUNDATION INC	MAINTENANCE SERVICES	693.00

31/03/2021	EFT	78536	ACTIVTEC SOLUTIONS	SERVICES & REPAIRS TO MEDICAL EQUIPMENT	943.80
11/03/2021	EFT	77923	ACURIX NETWORKS	INTERNET WIFI ACCESS	3,330.80
11/03/2021	EFT	78009	ADAM DAVEY CONSULTING	TURF CONSULTANT	1,304.19
11/03/2021	EFT	78013	ADVAM PTY LTD	AIRPORT CARPARK CREDIT CARD TRANSACTIONS	321.20
5/03/2021	EFT	77869	ADVANCED SEALING TRUST	MAINTENANCE SERVICES	940.50
11/03/2021	EFT	77985	ADVANCED SEALING TRUST	MAINTENANCE SERVICES	1,314.50
19/03/2021	EFT	78258	ADVANCED SEALING TRUST	MAINTENANCE SERVICES	2,092.75
31/03/2021	EFT	78493	ADVANCED SEALING TRUST	MAINTENANCE SERVICES	275.00
19/03/2021	EFT	78323	AECOA PTY LTD	SOLAR PANELS	335.86
11/03/2021	EFT	78031	AFGR EQUIPMENT	MACHINERY EQUIPMENT PARTS AND SERVICE	393.71
19/03/2021	EFT	78237	ALASTAIR TAYLOR	ART SALES	33.60
19/03/2021	EFT	78239	ALINTA ENERGY	ELECTRICITY	48.80
11/03/2021	EFT	77928	ALL ALIVE GARDEN AND PROPERTY MAINTENANCE PTY LTD	FIRE REDUCTION SERVICE	157.00
11/03/2021	EFT	77995	ALLEN R COOPER	CONSULTANCY SERVICES	720.00
19/03/2021	EFT	78266	ALLEN R COOPER	CONSULTANCY SERVICES	480.00
11/03/2021	EFT	77993	ALPINE LAUNDRY PTY LTD	COMMERCIAL LAUNDRY	106.89
19/03/2021	EFT	78265	ALPINE LAUNDRY PTY LTD	COMMERCIAL LAUNDRY	169.52
11/03/2021	EFT	78054	ALTUS GROUP CONSULTING PTY LTD	COST MANAGEMENT SERVICES	1,320.00
11/03/2021	EFT	78084	AMANDA COLES	BJTP REFUND	246.00
11/03/2021	EFT	78005	AMD AUDIT & ASSURANCE PTY LTD	ACCOUNTANCY SERVICES	825.00
12/03/2021	EFT	78119	AMD CHARTERED ACCOUNTANTS	ACCOUNTANCY SERVICES	-9,504.00
11/03/2021	EFT	78119	AMD CHARTERED ACCOUNTANTS	ACCOUNTANCY SERVICES	9,504.00
31/03/2021	EFT	78546	AMGROW AUSTRALIA PTY LTD	NURSERY SERVICES	5,932.30
11/03/2021	EFT	78139	AMITY SIGNS	SIGNAGE SERVICES	58.30
19/03/2021	EFT	78384	ANDREW HUNT	STAFF REIMBURSEMENT	331.88
26/03/2021	EFT	78409	ANGELA GRIFFIN	STAFF REIMBURSEMENT	90.00
19/03/2021	EFT	78194	ANGELINE DEWSON	STAFF REIMBURSEMENT	60.00
11/03/2021	EFT	77998	AQUATIC SERVICES WA PTY LTD	POOL SERVICE AND MAINTENANCE	28,545.00
19/03/2021	EFT	78269	AQUATIC SERVICES WA PTY LTD	POOL SERVICE AND MAINTENANCE	6,875.00
11/03/2021	EFT	77910	ARBOR GUY	TREE MAINTENANCE SERVICES	19,779.27
19/03/2021	EFT	78197	ARBOR GUY	TREE MAINTENANCE SERVICES	22,604.74
31/03/2021	EFT	78446	ARBOR GUY	TREE MAINTENANCE SERVICES	35,276.11
31/03/2021	EFT	78486	ARM SECURITY SYSTEMS	SECURITY SYSTEMS SUPPLY AND MONITORING	1,415.70
31/03/2021	EFT	78455	ARTISAN PAVING	PAVING SERVICES	121,959.20
11/03/2021	EFT	78053	ATLAS LINEN SERVICES	RENTAL LINEN	76.45
19/03/2021	EFT	78306	ATLAS LINEN SERVICES	RENTAL LINEN	694.10
31/03/2021	EFT	78540	ATLAS LINEN SERVICES	RENTAL LINEN	60.06
5/03/2021	EFT	77873	AUSSIE BROADBAND PTY LTD	NBN BROADBAND	2,345.30
31/03/2021	EFT	78526	AUSSIE BROADBAND PTY LTD	NBN BROADBAND	2,345.30
11/03/2021	EFT	78124	AUSTRALIA POST	POSTAL SERVICE	3,466.55
11/03/2021	EFT	77890	AUSTRALIAN SERVICES UNION	UNION FEES	25.90
25/03/2021	EFT	78396	AUSTRALIAN SERVICES UNION	UNION FEES	25.90
11/03/2021	EFT	77889	AUSTRALIAN TAXATION OFFICE	PAYG TAXATION	231,560.00
25/03/2021	EFT	78395	AUSTRALIAN TAXATION OFFICE	PAYG TAXATION	227,227.00
26/03/2021	EFT	78434	AUTO ONE	PLANT PURCHASES / SERVICES / PARTS	2,280.37
31/03/2021	EFT	78613	AUTO ONE	PLANT PURCHASES / SERVICES / PARTS	1,338.51
31/03/2021	EFT	78485	AUTO TOUCH	VEHICLE DETAILING	250.00
19/03/2021	EFT	78300	AV TRUCK SERVICES PTY LTD	VEHICLE PARTS & MAINTENANCE	5,654.70
19/03/2021	EFT	78322	AVALON BOBCAT	EARTHWORK SERVICES	1,321.10
19/03/2021	EFT	78370	AVIS SOUTHWEST RENTALS	VEHICLE RENTAL SERVICES	3,996.14
31/03/2021	EFT	78525	AXIS CONTRACTING PTY LTD	CONCRETE FOOTPATH AND ASSOCIATED WORKS	14,243.38
11/03/2021	EFT	78137	B & B STREET SWEEPING	STREET SWEEPING SERVICE	6,234.05
19/03/2021	EFT	78315	BARBARA WEEKS	ART SALES	52.00
19/03/2021	EFT	78236	BARRY ALLEN ELECTRICAL SERVICES PTY LTD	ELECTRICAL SERVICES	2,931.50
31/03/2021	EFT	78480	BARRY ALLEN ELECTRICAL SERVICES PTY LTD	ELECTRICAL SERVICES	32,545.70
19/03/2021	EFT	78240	BARRY HESLEWOOD	STAFF REIMBURSEMENT	270.60
19/03/2021	EFT	78238	BATTERY WORLD BUNBURY	BATTERIES	695.20
11/03/2021	EFT	78131	BAY SIGNS	SIGNAGE SERVICES	7,266.74
31/03/2021	EFT	78589	BAY SIGNS	SIGNAGE SERVICES	1,146.20
11/03/2021	EFT	77944	BCP CIVIL & PLANT	EXCAVATOR & PLANT HIRE	2,339.57
31/03/2021	EFT	78465	BCP CIVIL & PLANT	EXCAVATOR & PLANT HIRE	330.00
11/03/2021	EFT	77950	BCP CONTRACTORS PTY LTD	EARTHWORKS	170,997.63
11/03/2021	EFT	77945	BCP LIQUID WASTE	LIQUID WASTE SERVICES	254.00
31/03/2021	EFT	78466	BCP LIQUID WASTE	LIQUID WASTE SERVICES	254.00
11/03/2021	EFT	78060	BEACHBOROUGH PTY LTD	ROAD BUILDING AGGREGATE	390.45
19/03/2021	EFT	78387	BEACHSIDE BUILDING & MAINTENANCE	MAINTENANCE SERVICES	545.00
5/03/2021	EFT	77870	BELLROCK CLEANING SERVICES PTY LTD	CLEANING SERVICES	543.40
11/03/2021	EFT	77992	BELLROCK CLEANING SERVICES PTY LTD	CLEANING SERVICES	1,131.90
19/03/2021	EFT	78262	BELLROCK CLEANING SERVICES PTY LTD	CLEANING SERVICES	2,693.63
31/03/2021	EFT	78497	BELLROCK CLEANING SERVICES PTY LTD	CLEANING SERVICES	511.50
26/03/2021	EFT	78419	BEN ROBINSON	STAFF REIMBURSEMENT	66.35
19/03/2021	EFT	78377	BG & E PTY LTD	CONSULTANCY SERVICES	6,876.00
11/03/2021	EFT	78129	BLACKWOODS	FLEET CONSUMABLES & MAINTENANCE PARTS	1,271.23
19/03/2021	EFT	78348	BLACKWOODS	FLEET CONSUMABLES & MAINTENANCE PARTS	643.69
31/03/2021	EFT	78588	BLACKWOODS	FLEET CONSUMABLES & MAINTENANCE PARTS	87.66
11/03/2021	EFT	78103	BOC GASES AUSTRALIA LTD	GAS SERVICES	1,315.24
19/03/2021	EFT	78331	BOC GASES AUSTRALIA LTD	GAS SERVICES	580.25
31/03/2021	EFT	78571	BOC GASES AUSTRALIA LTD	GAS SERVICES	801.33
11/03/2021	EFT	78077	BOLINDA DIGITAL PTY LTD	LIBRARY RESOURCES	1,199.33
31/03/2021	EFT	78561	BOND REFUNDS SUNDRY EFT	BOND REFUND	313.10
31/03/2021	EFT	78562	BOND REFUNDS SUNDRY EFT	BOND REFUND	1,000.00
11/03/2021	EFT	77924	BOWMAN & ASSOCIATES PTY LTD	WASTE CONSULTANCY	370.00
19/03/2021	EFT	78312	BRETT TITTERTON ELECTRICAL AND AIR CONDITIONING	ELECTRICAL SERVICES	1,180.00
31/03/2021	EFT	78544	BRETT TITTERTON ELECTRICAL AND AIR CONDITIONING	ELECTRICAL SERVICES	4,644.50
11/03/2021	EFT	78040	BRIAN EDWARD INGRAM	CARPENTRY SERVICES	1,500.00
19/03/2021	EFT	78301	BRIAN EDWARD INGRAM	CARPENTRY SERVICES	1,600.00
31/03/2021	EFT	78533	BRIAN EDWARD INGRAM	CARPENTRY SERVICES	1,125.00
11/03/2021	EFT	78006	BRIAN YORKE	WATER CHARGES REIMBURSEMENT	1,003.15
19/03/2021	EFT	78204	BRIDGESTONE	TYRE SERVICES	245.38
31/03/2021	EFT	78452	BRIDGESTONE	TYRE SERVICES	27.50
19/03/2021	EFT	78385	BROADWATER BRICK PAVING	PAVING SERVICES	2,300.00

31/03/2021	EFT	78624	BROADWATER BRICK PAVING	PAVING SERVICES	4,260.00
31/03/2021	EFT	78464	BROADWATER MEDICAL CENTRE	MEDICAL SERVICES	159.50
11/03/2021	EFT	78073	BROADWATER RESORT - COMO	SHORT TERM ACCOMMODATION	2,126.50
11/03/2021	EFT	77921	BRUCE THOMAS	STAFF REIMBURSEMENT	62.70
31/03/2021	EFT	78453	BRUCE THOMAS	STAFF REIMBURSEMENT	69.75
11/03/2021	EFT	78163	BSA ADVANCED PROPERTY SOLUTIONS	AIR CONDITIONING SERVICES	1,199.66
5/03/2021	EFT	77880	BSEWA	ELECTRICAL SERVICES	36,351.46
11/03/2021	EFT	78142	BSEWA	ELECTRICAL SERVICES	18,035.16
31/03/2021	EFT	78597	BSEWA	ELECTRICAL SERVICES	1,006.27
11/03/2021	EFT	78112	BUCHER MUNICIPAL PTY LTD	ENGINEERING - PLANT SPARES & SERVICING	5,390.17
19/03/2021	EFT	78339	BUCHER MUNICIPAL PTY LTD	ENGINEERING - PLANT SPARES & SERVICING	141.82
31/03/2021	EFT	78547	BUNBURY TRUCKS	PLANT PURCHASES / SERVICES / PARTS	4,332.11
11/03/2021	EFT	78144	BUNNINGS BUILDING SUPPLIES	HARDWARE SUPPLIES	2,739.75
19/03/2021	EFT	78358	BUNNINGS BUILDING SUPPLIES	HARDWARE SUPPLIES	1,406.27
31/03/2021	EFT	78598	BUNNINGS BUILDING SUPPLIES	HARDWARE SUPPLIES	1,388.85
11/03/2021	EFT	78094	BUSINESS STATION	BOND REFUND	200.00
31/03/2021	EFT	78484	BUSSELTON AGRICULTURAL SERVICES (WA) PTY LTD	RURAL SUPPLIES	11,806.05
19/03/2021	EFT	78199	BUSSELTON ALLSPORTS INC T/A BUSSELTON JETTY SWIM	JETTY SWIM 2021	19,250.00
11/03/2021	EFT	77964	BUSSELTON AUTO ELECTRICS	AUTO ELECTRICAL SERVICES	1,373.77
11/03/2021	EFT	77925	BUSSELTON BEARING SERVICES	BEARING SUPPLIES	853.21
31/03/2021	EFT	78454	BUSSELTON BEARING SERVICES	BEARING SUPPLIES	551.25
19/03/2021	EFT	78332	BUSSELTON BRASS INC.	ENTERTAINMENT SERVICES	200.00
11/03/2021	EFT	78136	BUSSELTON BUILDING PRODUCTS	BUILDING PRODUCT SUPPLIER	247.70
19/03/2021	EFT	78353	BUSSELTON BUILDING PRODUCTS	BUILDING PRODUCT SUPPLIER	711.15
11/03/2021	EFT	77912	BUSSELTON CABINET MAKERS	WOODWORK SERVICES	7,260.00
19/03/2021	EFT	78365	BUSSELTON CHAMBER OF COMMERCE AND INDUSTRY	MEMBERSHIP	1,000.00
11/03/2021	EFT	78017	BUSSELTON COLLECTORS CLUB INC	BOND REFUND	200.00
11/03/2021	EFT	77906	BUSSELTON CONTRACTING	FIRE CONTROL SERVICES	484.00
5/03/2021	EFT	77874	BUSSELTON DUNSBOROUGH MAIL	ADVERTISING SERVICES	1,309.00
11/03/2021	EFT	78028	BUSSELTON DUNSBOROUGH MAIL	ADVERTISING SERVICES	1,890.75
26/03/2021	EFT	78421	BUSSELTON DUNSBOROUGH MAIL	ADVERTISING SERVICES	375.01
31/03/2021	EFT	78528	BUSSELTON DUNSBOROUGH MAIL	ADVERTISING SERVICES	1,423.51
11/03/2021	EFT	78021	BUSSELTON FRESH IGA	VARIOUS SUPPLIES	1,048.71
11/03/2021	EFT	77903	BUSSELTON HYDRAULIC SERVICES INC	HYDRAULIC SERVICES	60.48
31/03/2021	EFT	78441	BUSSELTON HYDRAULIC SERVICES INC	HYDRAULIC SERVICES	4,088.28
31/03/2021	EFT	78556	BUSSELTON JETTY TOURIST PARK SUNDRY EFT	BJTP REFUND	180.50
31/03/2021	EFT	78557	BUSSELTON JETTY TOURIST PARK SUNDRY EFT	BJTP REFUND	62.00
31/03/2021	EFT	78558	BUSSELTON JETTY TOURIST PARK SUNDRY EFT	BJTP REFUND	45.00
31/03/2021	EFT	78559	BUSSELTON JETTY TOURIST PARK SUNDRY EFT	BJTP REFUND	205.00
31/03/2021	EFT	78560	BUSSELTON JETTY TOURIST PARK SUNDRY EFT	BJTP REFUND	62.00
11/03/2021	EFT	77917	BUSSELTON LOCKSMITH	SECURITY SUPPLIES	517.00
31/03/2021	EFT	78499	BUSSELTON MEDICAL PRACTICE	MEDICAL SERVICES	275.00
19/03/2021	EFT	78243	BUSSELTON MOTORCYCLES	VEHICLE PARTS	210.70
11/03/2021	EFT	78133	BUSSELTON PEST & WEED CONTROL	PEST CONTROL SERVICES	660.00
19/03/2021	EFT	78351	BUSSELTON PEST & WEED CONTROL	PEST CONTROL SERVICES	17,319.50
26/03/2021	EFT	78429	BUSSELTON PEST & WEED CONTROL	PEST CONTROL SERVICES	5,298.97
31/03/2021	EFT	78591	BUSSELTON PEST & WEED CONTROL	PEST CONTROL SERVICES	5,158.45
31/03/2021	EFT	78601	BUSSELTON REFRIGERATION & AIRCONDITIONING	REFRIGERATION/AIR CONDITIONING SERVICES	803.00
31/03/2021	EFT	78602	BUSSELTON STATE EMERGENCY SERVICE	PETTY CASH REIMBURSEMENT	130.05
26/03/2021	EFT	78430	BUSSELTON TENNIS CLUB	TENNIS CLUB RELOCATION	2,200.00
11/03/2021	EFT	78102	BUSSELTON WATER	WATER SERVICES	134,673.71
19/03/2021	EFT	78330	BUSSELTON WATER	WATER SERVICES	4,008.74
31/03/2021	EFT	78570	BUSSELTON WATER	WATER SERVICES	482.77
11/03/2021	EFT	78155	BUSSELTON WELDING SERVICES	WELDING SERVICES	4,532.00
19/03/2021	EFT	78369	BUSSELTON WELDING SERVICES	WELDING SERVICES	66.00
11/03/2021	EFT	78014	C & G NORRIS	INSTALLATION OF SCHEME WATER FOR IRRIGATION	497.70
11/03/2021	EFT	78008	CAMPBELLS	GLC KIOSK PURCHASES	310.24
19/03/2021	EFT	78273	CAMPBELLS	GLC KIOSK PURCHASES	532.81
17/03/2021	EFT	78036	CANCELLED PAYMENT	CANCELLED PAYMENT	0.00
12/03/2021	EFT	78080	CANCELLED PAYMENT	CANCELLED PAYMENT	0.00
12/03/2021	EFT	78089	CANCELLED PAYMENT	CANCELLED PAYMENT	0.00
18/03/2021	EFT	78242	CANCELLED PAYMENT	CANCELLED PAYMENT	0.00
18/03/2021	EFT	78252	CANCELLED PAYMENT	CANCELLED PAYMENT	0.00
18/03/2021	EFT	78252	CANCELLED PAYMENT	CANCELLED PAYMENT	0.00
18/03/2021	EFT	78316	CANCELLED PAYMENT	CANCELLED PAYMENT	0.00
18/03/2021	EFT	78335	CANCELLED PAYMENT	CANCELLED PAYMENT	0.00
18/03/2021	EFT	78366	CANCELLED PAYMENT	CANCELLED PAYMENT	0.00
11/03/2021	EFT	78032	CAPE CELLARS BUSSELTON	REFRESHMENTS	1,824.38
31/03/2021	EFT	78529	CAPE CELLARS BUSSELTON	REFRESHMENTS	465.98
31/03/2021	EFT	78628	CAPE DRYCLEANERS	LINEN CLEANING SERVICES	4.90
11/03/2021	EFT	78176	CAPE RURAL CONTRACTING	FIRE CONTROL SERVICES	770.00
31/03/2021	EFT	78620	CAPE RURAL CONTRACTING	FIRE CONTROL SERVICES	1,100.00
31/03/2021	EFT	78623	CAPITAL FINANCE AUSTRALIA LTD	LEASING PAYMENTS	26,811.98
11/03/2021	EFT	78151	CARDNO (WA) PTY LTD	CONSULTANCY SERVICES	10,889.12
11/03/2021	EFT	78067	CARIE ALTINTAS	BOND REFUND	100.00
26/03/2021	EFT	78428	CARLY BIDDY	STAFF REIMBURSEMENT	87.00
11/03/2021	EFT	78023	CB TRAFFIC SOLUTIONS PTY LTD	TRAFFIC MANAGEMENT SERVICES	8,325.91
19/03/2021	EFT	78284	CB TRAFFIC SOLUTIONS PTY LTD	TRAFFIC MANAGEMENT SERVICES	11,053.69
31/03/2021	EFT	78517	CB TRAFFIC SOLUTIONS PTY LTD	TRAFFIC MANAGEMENT SERVICES	2,605.13
31/03/2021	EFT	78599	CEMETERIES & CREMATORIA ASSOCIATION OF WA INC.	MEMBERSHIP	325.00
5/03/2021	EFT	77877	CETEC PTY LTD	ENVIRONMENTAL CONSULTANCY	9,361.00
31/03/2021	EFT	78548	CHEKRITE ASIA PACIFIC PTY LTD	SOFTWARE SYSTEM AND PROFESSIONAL SERVICES	1,538.90
19/03/2021	EFT	78293	CHLOE ABLA STUDIOS	ART SALES	28.00
11/03/2021	EFT	78018	CHOICECHEM	BITUMEN REMOVER	6,812.85
19/03/2021	EFT	78295	CHRISSEA DESIGNS	ART SALES	199.50
19/03/2021	EFT	78311	CHRISTINE CRESSWELL	ART SALES	4.20
19/03/2021	EFT	78244	CHRISTINE SEATORY	ART SALES	16.10
11/03/2021	EFT	78146	CHUBB FIRE & SECURITY PTY LTD	FIRE EQUIPMENT SERVICES	9,644.12
26/03/2021	EFT	78431	CHUBB FIRE & SECURITY PTY LTD	FIRE EQUIPMENT SERVICES	53,670.00
31/03/2021	EFT	78605	CHUBB FIRE & SECURITY PTY LTD	FIRE EQUIPMENT SERVICES	6,148.12
11/03/2021	EFT	78169	CITY AND REGIONAL FUELS	FUEL SERVICES	2,714.71

11/03/2021	EFT	77887	CITY OF BUSSELTON CHRISTMAS CLUB	PAYROLL DEDUCTIONS	3,357.18
25/03/2021	EFT	78393	CITY OF BUSSELTON CHRISTMAS CLUB	PAYROLL DEDUCTIONS	3,357.18
11/03/2021	EFT	77892	CITY OF BUSSELTON PAYROLL	PAYROLL DEDUCTIONS REALLOCATION	5,059.34
25/03/2021	EFT	78398	CITY OF BUSSELTON PAYROLL	PAYROLL DEDUCTIONS REALLOCATION	5,059.34
11/03/2021	EFT	77888	CITY OF BUSSELTON STAFF LOTTO	STAFF LOTTO	254.00
25/03/2021	EFT	78394	CITY OF BUSSELTON STAFF LOTTO	STAFF LOTTO	274.40
11/03/2021	EFT	77894	CITY OF BUSSELTON-SOCIAL CLUB	SOCIAL CLUB REIMBURSEMENT	236.00
25/03/2021	EFT	78400	CITY OF BUSSELTON-SOCIAL CLUB	SOCIAL CLUB REIMBURSEMENT	249.60
5/03/2021	EFT	77882	CLEANAWAY	WASTE MANAGEMENT SERVICES	77,712.62
11/03/2021	EFT	78156	CLEANAWAY	WASTE MANAGEMENT SERVICES	23,261.24
11/03/2021	EFT	77970	CLEANAWAY CO PTY LTD	CHEMICAL DISPOSAL SERVICES	7,471.91
11/03/2021	EFT	78118	CLEANAWAY EQUIPMENT SERVICES	MAINTENANCE PARTS WASHER	2,026.76
31/03/2021	EFT	78580	CLEANAWAY EQUIPMENT SERVICES	MAINTENANCE PARTS WASHER	2.76
11/03/2021	EFT	77974	CLEANAWAY SOLID WASTE PTY LTD	WASTE DISPOSAL SERVICES	16,276.78
11/03/2021	EFT	77902	CLEVERPATCH	VACATION CARE SUPPLIES	590.64
31/03/2021	EFT	78470	CLOUTZ EVENT HIRE	ENTERTAINMENT	447.01
11/03/2021	EFT	78164	COCA COLA - AMATIL PTY LTD	GLC KIOSK PURCHASES	1,751.27
31/03/2021	EFT	78614	COCA COLA - AMATIL PTY LTD	GLC KIOSK PURCHASES	1,151.99
5/03/2021	EFT	77881	COLES	COUNCIL & STAFF REFRESHMENTS	325.76
11/03/2021	EFT	78149	COLES	COUNCIL & STAFF REFRESHMENTS	525.50
19/03/2021	EFT	78363	COLES	COUNCIL & STAFF REFRESHMENTS	567.02
26/03/2021	EFT	78432	COLES	COUNCIL & STAFF REFRESHMENTS	501.29
31/03/2021	EFT	78607	COLES	COUNCIL & STAFF REFRESHMENTS	214.05
11/03/2021	EFT	77948	COLES.COM.AU	COUNCIL & STAFF REFRESHMENTS	799.71
26/03/2021	EFT	78410	COLES.COM.AU	COUNCIL & STAFF REFRESHMENTS	753.00
11/03/2021	EFT	77897	COLIN CAMPBELL	ENGINEERING SERVICES	1,820.00
31/03/2021	EFT	78445	COMBINED TEAM SERVICES	TRAINING SERVICES	522.50
11/03/2021	EFT	78104	COMMERCIAL CLEANING EQUIPMENT	CLEANING EQUIPMENT SUPPLIER	1,711.93
26/03/2021	EFT	78407	COMPLETE PORTABLES	PORTABLE TOILET HIRE	137.50
19/03/2021	EFT	78334	COMPUTER WEST	INFORMATION TECHNOLOGY SUPPLIER	1,453.90
31/03/2021	EFT	78501	COMPUTER WEST	INFORMATION TECHNOLOGY SUPPLIER	385.00
31/03/2021	EFT	78469	CONSILIUM WASTE CONSULTING	AUDIT OF COMPLIANCE REPORT	3,432.00
31/03/2021	EFT	78553	CONSTRUCTION SCIENCES PRY LTD	MATERIALS TESTING	456.50
11/03/2021	EFT	78063	CONSULT DIRECT	CLEANING EQUIPMENT AND SERVICES	456.72
11/03/2021	EFT	77971	CORSIGN WA PTY LTD	SIGNAGE AND TRAFFIC ACCESSORIES	862.40
11/03/2021	EFT	77904	CR. G HENLEY	COUNCILLOR PAYMENT	9,621.02
26/03/2021	EFT	78402	CR. G HENLEY	COUNCILLOR PAYMENT	1,219.49
11/03/2021	EFT	78038	CR. J BARRETT-LENNARD	COUNCILLOR PAYMENT	2,562.96
11/03/2021	EFT	77989	CR. K HICK	COUNCILLOR PAYMENT	4,284.05
11/03/2021	EFT	78041	CR. KATHERINE COX	COUNCILLOR PAYMENT	2,562.96
11/03/2021	EFT	77988	CR. L MILES	COUNCILLOR PAYMENT	5,150.55
11/03/2021	EFT	77963	CR. P CARTER	COUNCILLOR PAYMENT	2,562.96
11/03/2021	EFT	78045	CR. P CRONIN	COUNCILLOR PAYMENT	2,562.96
11/03/2021	EFT	77961	CR. R PAINE	COUNCILLOR PAYMENT	2,562.96
11/03/2021	EFT	78037	CR. SUSAN RICCELLI	COUNCILLOR PAYMENT	2,562.96
19/03/2021	EFT	78279	CRAIG & LISA BASELL	WATER CHARGES REIMBURSEMENT	1,704.80
11/03/2021	EFT	77932	CRANEFORD PLUMBING PTY LTD	PLUMBING SERVICES	20,001.51
19/03/2021	EFT	78213	CRANEFORD PLUMBING PTY LTD	PLUMBING SERVICES	55,087.09
31/03/2021	EFT	78456	CRANEFORD PLUMBING PTY LTD	PLUMBING SERVICES	2,351.53
11/03/2021	EFT	78162	CROSS SECURITY SERVICES	SECURITY SERVICES	6,211.42
19/03/2021	EFT	78287	CS LEGAL - CLOISTERS SQUARE	LEGAL RECOVERY ON RATING DEBTS	431.80
31/03/2021	EFT	78519	CS LEGAL - CLOISTERS SQUARE	LEGAL RECOVERY ON RATING DEBTS	1,467.82
11/03/2021	EFT	77999	CURLY'S REMOVALS	FURNITURE TRANSPORT	210.00
19/03/2021	EFT	78227	CYNTHIA DIX	ART SALES	110.25
11/03/2021	EFT	77946	D MCKENZIE T/A LITORIA ECOSERVICES	CONSULTANCY SERVICES	2,134.00
19/03/2021	EFT	78318	DANIEL FRITCHLEY	DRAFTING SERVICES	3,696.00
26/03/2021	EFT	78425	DANIEL FRITCHLEY	DRAFTING SERVICES	3,696.00
11/03/2021	EFT	77898	DANIEL ABRAHAMSE	STAFF REIMBURSEMENT	1,000.00
11/03/2021	EFT	77901	DANTERR AGENCIES	MAINTENANCE SERVICES	1,408.00
11/03/2021	EFT	77940	DARA LYNNE HADDOW	ANIMAL LICENCE REFUND	419.92
19/03/2021	EFT	78278	DARRYL AND LEONIE STEAD	WATER CHARGES REIMBURSEMENT	4,624.70
11/03/2021	EFT	78083	DAVID ALLEN	BITP REFUND	100.00
11/03/2021	EFT	78105	DAVID GRAY & CO	GARBAGE BINS & PARTS SUPPLIER	1,403.60
19/03/2021	EFT	78333	DAVID GRAY & CO	GARBAGE BINS & PARTS SUPPLIER	1,399.20
19/03/2021	EFT	78361	DAVID MIDWATERS ELECTRICAL	MAINTENANCE SERVICES	3,493.55
31/03/2021	EFT	78604	DAVID MIDWATERS ELECTRICAL	MAINTENANCE SERVICES	1,702.25
11/03/2021	EFT	77919	DEB HOLDEN	STAFF REIMBURSEMENT	30.00
26/03/2021	EFT	78406	DEB HOLDEN	STAFF REIMBURSEMENT	141.30
26/03/2021	EFT	78435	DELL AUSTRALIA PTY LTD	COMPUTER EQUIPMENT SUPPLIER	14,427.98
19/03/2021	EFT	78189	DENNIS HADDON	ART SALES	35.00
11/03/2021	EFT	78019	DEON HOMER	BOND REFUND	100.00
11/03/2021	EFT	78140	DEPARTMENT OF FIRE AND EMERGENCY SERVICES	FIRE AND EMERGENCY SERVICES	763,008.61
19/03/2021	EFT	78223	DEPARTMENT OF HUMAN SERVICES	CHARGES FOR CENTREPAY FACILITY	126.72
19/03/2021	EFT	78193	DEPARTMENT OF PLANNING	DEVELOPMENT ASSESSMENT PANEL PAYMENT	5,603.00
11/03/2021	EFT	77915	DEPARTMENT OF TRANSPORT	VEHICLE OWNERSHIP SEARCHES	319.60
19/03/2021	EFT	78201	DEPARTMENT OF TRANSPORT	VEHICLE OWNERSHIP SEARCHES	115.60
11/03/2021	EFT	77893	DEPUTY CHILD SUPPORT REGISTRAR	SALARY DEDUCTIONS	1,164.36
25/03/2021	EFT	78399	DEPUTY CHILD SUPPORT REGISTRAR	SALARY DEDUCTIONS	1,164.36
11/03/2021	EFT	78020	DHI WATER AND ENVIRONMENT PTY LTD	SOFTWARE PACKAGE	8,541.50
11/03/2021	EFT	78173	DIRECT LIGHTING	LIGHTING SUPPLIER	1,969.50
31/03/2021	EFT	78554	DOG REGISTRATION REFUNDS	REFUND DOG REGISTRATION	150.00
11/03/2021	EFT	78069	DOOR HARDWARE SOLUTIONS	HARDWARE SUPPLIES	679.92
19/03/2021	EFT	78317	DOOR HARDWARE SOLUTIONS	HARDWARE SUPPLIES	977.20
31/03/2021	EFT	78552	DOOR HARDWARE SOLUTIONS	HARDWARE SUPPLIES	303.04
11/03/2021	EFT	77920	DOROTHY SADDLETON	ART SALES	31.50
19/03/2021	EFT	78205	DOROTHY SADDLETON	ART SALES	18.90
11/03/2021	EFT	77990	DORSOGNA LIMITED	ICE CREAM AND SMALL GOODS	3,029.38
31/03/2021	EFT	78496	DORSOGNA LIMITED	ICE CREAM AND SMALL GOODS	1,758.85
11/03/2021	EFT	77967	DOUTH CONTRACTING	PROPERTY & GARDEN MAINTENANCE	9,080.49
31/03/2021	EFT	78482	DOUTH CONTRACTING	PROPERTY & GARDEN MAINTENANCE	1,862.30
31/03/2021	EFT	78574	DUCHESS MEDICAL PRACTICE	MEDICAL SERVICES	67.30

31/03/2021	EFT	78611	DUNSBOROUGH & DISTRICTS PROGRESS ASSOC INC.	EVENT SPONSORSHIP	5,500.00
31/03/2021	EFT	78625	DUNSBOROUGH BAY YACHT CLUB	DONATION	500.00
26/03/2021	EFT	78416	DUNSBOROUGH CONCRETE	CONCRETE SUPPLIES	4,733.30
11/03/2021	EFT	77938	DUNSBOROUGH HARDWARE & HOME CENTRE	HARDWARE SERVICES	344.67
19/03/2021	EFT	78221	DUNSBOROUGH HARDWARE & HOME CENTRE	HARDWARE SERVICES	128.90
31/03/2021	EFT	78460	DUNSBOROUGH HARDWARE & HOME CENTRE	HARDWARE SERVICES	25.00
31/03/2021	EFT	78610	DUNSBOROUGH RURAL SUPPLIES	RURAL SUPPLIES	120.00
11/03/2021	EFT	77941	DYMOCKS - BUSSELTION	LIBRARY RESOURCES	300.00
31/03/2021	EFT	78463	DYMOCKS - BUSSELTION	LIBRARY RESOURCES	1,599.05
19/03/2021	EFT	78292	EARTH AND STONE WA	FOOTPATHS MAINTENANCE	6,257.25
19/03/2021	EFT	78364	EBSCO INFORMATION SERVICES AUSTRALIA	MAGAZINE SUPPLIER	108.08
31/03/2021	EFT	78523	ECOEDEGE ENVIRONMENTAL SERVICES	FLORA AND VEGETATION ASSESSMENT	7,480.00
11/03/2021	EFT	78001	EIS CONTROL PTY LTD	ELECTRICAL SERVICES	2,237.40
19/03/2021	EFT	78270	EIS CONTROL PTY LTD	ELECTRICAL SERVICES	187.00
31/03/2021	EFT	78505	EIS CONTROL PTY LTD	ELECTRICAL SERVICES	140.25
19/03/2021	EFT	78249	ELAMOORE NATURAL SOAPS & COSMETICS PTY LTD	ART SALES	31.85
31/03/2021	EFT	78609	ELITE CARPET DRY-CLEANING	CARPET CLEANING SERVICES	770.00
19/03/2021	EFT	78272	ELIZABETH BINT	ART SALES	24.50
19/03/2021	EFT	78200	ELIZABETH ROYCE	ART SALES	8.40
19/03/2021	EFT	78320	ELMARI STEYN	ART SALES	1,320.00
31/03/2021	EFT	78495	EMERG SOLUTIONS PTY LTD	BROADCAST ALERT APP	8,550.00
31/03/2021	EFT	78447	EMERGE ASSOCIATES	LANDSCAPE ARCHITECTURAL SERVICES	1,314.50
19/03/2021	EFT	78208	ENVIRONEX INTERNATIONAL PTY LTD	POOL CHEMICALS FOR GLC	1,306.56
31/03/2021	EFT	78600	EQUINOX CAFE	CATERING	607.00
31/03/2021	EFT	78508	ESPLANADE HOTEL - BUSSELTION	ACCOMMODATION	160.00
31/03/2021	EFT	78587	ESPLANADE HOTEL - FREMANTLE	ACCOMMODATION	1,329.00
31/03/2021	EFT	78458	ESPLANADE HOTEL FREMANTLE BY RYDGES	ACCOMMODATION	322.00
31/03/2021	EFT	78487	ESPRESSO ESSENTIAL (WA) PTY LTD	LIBRARY RESOURCES	177.45
19/03/2021	EFT	78207	EVENTS WEST PTY LTD	EVENT PRODUCTION & LOGISTICS	1,000.00
11/03/2021	EFT	77953	EVERETT'S HOME AND YARD MAINTENANCE	MAINTENANCE SERVICES	3,920.00
19/03/2021	EFT	78231	EVERETT'S HOME AND YARD MAINTENANCE	MAINTENANCE SERVICES	3,010.00
31/03/2021	EFT	78475	EVERETT'S HOME AND YARD MAINTENANCE	MAINTENANCE SERVICES	1,600.00
11/03/2021	EFT	78062	FAIRTEL PTY LTD	TELECOMMUNICATION SERVICES	159.33
11/03/2021	EFT	78107	FENNESSY'S	VEHICLE PURCHASES / SERVICES / PARTS	936.71
31/03/2021	EFT	78582	FESTIVAL OF BUSSELTION (INC)	SPONSORSHIP - FESTIVAL QUEEN	22,000.00
11/03/2021	EFT	78085	FIONA JUBB	BJTP REFUND	155.00
11/03/2021	EFT	78044	FITNESS SOLUTIONS WA	FITNESS EQUIPMENT SERVICE AND REPAIR	895.00
19/03/2021	EFT	78218	FLAVER PRODUCTIONS	AUDIO & LIGHTING EQUIPMENT SERVICES	581.00
31/03/2021	EFT	78459	FLAVER PRODUCTIONS	AUDIO & LIGHTING EQUIPMENT SERVICES	148.50
31/03/2021	EFT	78539	FOODLOSPHY	CATERING AND COOKING CLASSES	729.00
11/03/2021	EFT	78108	FORPARK AUSTRALIA	PARK FURNITURE SUPPLIER	1,290.30
19/03/2021	EFT	78276	FRANK SUTTON	WATER CHARGES REIMBURSEMENT	150.20
11/03/2021	EFT	77996	FRASER SUITES PERTH	ACCOMMODATION	1,404.00
11/03/2021	EFT	78065	FREDERICK WILLIAM MATTHEW RILEY	VIDEO EDITING AND CREATIONS	850.00
11/03/2021	EFT	77984	FRESH AS	REFRESHMENTS	192.55
19/03/2021	EFT	78257	FRESH AS	REFRESHMENTS	122.65
31/03/2021	EFT	78492	FRESH AS	REFRESHMENTS	69.90
11/03/2021	EFT	77960	FRONTLINE FIRE & RESCUE EQUIPMENT	EMERGENCY RESPONSE EQUIPMENT	309.36
19/03/2021	EFT	78234	FRONTLINE FIRE & RESCUE EQUIPMENT	EMERGENCY RESPONSE EQUIPMENT	11,986.46
11/03/2021	EFT	78109	FTE ENGINEERING	MAINTENANCE SERVICES	33.33
19/03/2021	EFT	78267	FULLY PROMOTED PERTH CBD	DECORATED UNIFORMS AND PROMOTIONAL ITEMS	1,590.60
11/03/2021	EFT	77899	FUTURE PLASTICS	CREMATION URNS SUPPLIER	434.03
11/03/2021	EFT	77976	FYFE PTY LTD	CONTAMINATED LAND AUDITOR SERVICES	1,512.50
31/03/2021	EFT	78615	GANNAWAYS CHARTER AND TOURS	BUS HIRE SERVICE	680.00
31/03/2021	EFT	78512	GARRY HUTTON	WATER CHARGES REIMBURSEMENT	1,572.25
31/03/2021	EFT	78443	GASTECH AUSTRALIA PTY LTD	SERVICE DETECTOR SUPPLIES	1,171.50
11/03/2021	EFT	78075	GEO SCOOT	BOND REFUND	1,325.00
19/03/2021	EFT	78255	GEORBOX PTY LTD	VEHICLE CAMERAS	2,336.40
31/03/2021	EFT	78489	GEORBOX PTY LTD	VEHICLE CAMERAS	264.00
11/03/2021	EFT	78090	GEOFFREY MATTHEWS	ANIMAL REGISTRATION REFUND	75.00
11/03/2021	EFT	78158	GEOGRAPHE CATCHMENT COUNCIL INC.	BOND REFUND	200.00
11/03/2021	EFT	77973	GEOGRAPHE COMMUNITY LANDCARE NURSERY	NURSERY SUPPLIES	8,300.00
19/03/2021	EFT	78246	GEOGRAPHE ELECTRICAL & COMMUNICATIONS GEC	ELECTRICAL SERVICES	6,394.74
11/03/2021	EFT	77934	GEOGRAPHE INDUSTRIAL SUPPLIES	INDUSTRIAL SUPPLIES	103.40
19/03/2021	EFT	78216	GEOGRAPHE INDUSTRIAL SUPPLIES	INDUSTRIAL SUPPLIES	93.50
11/03/2021	EFT	78116	GEOGRAPHE PETROLEUM	FUEL SERVICES	17,321.98
11/03/2021	EFT	78168	GEOGRAPHE SAWS AND MOWERS	PLANT PURCHASES / SERVICES / PARTS	300.00
19/03/2021	EFT	78379	GEOGRAPHE SAWS AND MOWERS	PLANT PURCHASES / SERVICES / PARTS	330.40
31/03/2021	EFT	78617	GEOGRAPHE SAWS AND MOWERS	PLANT PURCHASES / SERVICES / PARTS	2,362.10
11/03/2021	EFT	78110	GEOGRAPHE TIMBER & HARDWARE	HARDWARE SUPPLIES	325.20
19/03/2021	EFT	78336	GEOGRAPHE TIMBER & HARDWARE	HARDWARE SUPPLIES	118.73
31/03/2021	EFT	78530	GEOSPREAD	GREEN WASTE MULCHING	52,154.30
11/03/2021	EFT	77966	GRAHAM BAILEY	WATER CHARGES REIMBURSEMENT	611.75
31/03/2021	EFT	78567	GREAT EXPECTATION SPEAKERS AND TRAINERS	SPEAKER PROVIDED FOR COUNCIL	3,300.00
31/03/2021	EFT	78572	GROCKOCK GLASS	GLASS WORK SERVICES	385.50
5/03/2021	EFT	77868	GUARDIAN FIRST AID & FIRE	SAFETY SUPPLIES	1,610.00
19/03/2021	EFT	78341	HANSON CONST. MATERIALS PTY LTD	CONCRETE SERVICES	2,887.61
31/03/2021	EFT	78577	HANSON CONST. MATERIALS PTY LTD	CONCRETE SERVICES	441.05
5/03/2021	EFT	77884	HARBECKS TRANSPORT	SAND AND GRAVEL SUPPLIES	107,420.67
31/03/2021	EFT	78513	HARBECKS TRANSPORT	SAND AND GRAVEL SUPPLIES	195,588.83
11/03/2021	EFT	78050	HARE & FORBES	WORKSHOP MACHINERY	3,465.00
31/03/2021	EFT	78550	HARVEY NORMAN BUSSELTION AV/IT	ELECTRICAL APPLIANCE SERVICES	176.00
11/03/2021	EFT	78007	HEATH AND GAIL PERRY	WATER CHARGES REIMBURSEMENT	1,732.95
19/03/2021	EFT	78263	HELEN READING	ART SALES	8.40
11/03/2021	EFT	78182	HIP POCKET WORK WEAR AND SAFETY	UNIFORMS & PROTECTIVE CLOTHING	1,113.10
19/03/2021	EFT	78388	HIP POCKET WORK WEAR AND SAFETY	UNIFORMS & PROTECTIVE CLOTHING	372.84
19/03/2021	EFT	78343	HOLCIM (AUSTRALIA) PTY LTD	CONCRETE SERVICES	611.60
31/03/2021	EFT	78449	HOLCIM (AUSTRALIA) PTY LTD	CONCRETE SERVICES	3,536.10
31/03/2021	EFT	78500	HOTEL IBIS PERTH	ACCOMMODATION	143.10
5/03/2021	EFT	77876	HOWSON MANAGEMENT	ENGINEERING PROJECT MANAGEMENT	8,098.75
26/03/2021	EFT	78424	HOWSON MANAGEMENT	ENGINEERING PROJECT MANAGEMENT	2,142.25

31/03/2021	EFT	78551	HOWSON MANAGEMENT	ENGINEERING PROJECT MANAGEMENT	888.25
11/03/2021	EFT	78057	HUMANE SOLUTIONS	MONITORING AND TRAPPING OF PEST SPECIES	2,788.50
19/03/2021	EFT	78308	HUMANE SOLUTIONS	MONITORING AND TRAPPING OF PEST SPECIES	2,788.50
31/03/2021	EFT	78510	IAN & FRIDA ROBERTSON	WATER CHARGES REIMBURSEMENT	482.75
11/03/2021	EFT	78016	ILLION AUSTRALIA PTY LTD	TENDER ADVERTISING AND MANAGEMENT	221.06
11/03/2021	EFT	78056	INSTANT PRODUCTS HIRE	PUBLIC ABLUTIONS HIRE AND SALES	4,925.46
26/03/2021	EFT	78418	INTERCULTURAL ACTION GROUP INC	INTERCULTURAL EVENTS	2,000.00
11/03/2021	EFT	77994	INTERFIRE AGENCIES PTY LTD	FIRE, SAFETY, EMERGENCY EQUIPMENT	2,675.51
11/03/2021	EFT	78074	J & P PEAKE	BJTP REFUND	100.00
11/03/2021	EFT	78100	J D'AGOSTINO & S LUFF ARCHITECTS	ARCHITECTURAL SERVICES	10,890.00
11/03/2021	EFT	77943	JACKSON MCDONALD	LEGAL SERVICES	10,835.00
11/03/2021	EFT	78030	JAMES BENNETT	SPECIALIST LIBRARY RESOURCES	669.90
19/03/2021	EFT	78297	JAMES BENNETT	SPECIALIST LIBRARY RESOURCES	446.36
11/03/2021	EFT	78087	JAMES DOHERTY	BJTP REFUND	130.00
5/03/2021	EFT	77875	JANE BENNETT	ARTIST WORKSHOP	1,605.00
31/03/2021	EFT	78568	JASON EY	REIMBURSEMENT OF WATER EXPENSES	3,527.40
19/03/2021	EFT	78337	JASON SIGMAKERS	SIGNAGE SUPPLIES	562.45
31/03/2021	EFT	78573	JASON SIGMAKERS	SIGNAGE SUPPLIES	1,715.96
11/03/2021	EFT	77947	JAZZ ATTACK DANCE STUDIO	HALL HIRE	400.00
11/03/2021	EFT	78027	JENMA MANN	STAFF REIMBURSEMENT	36.90
19/03/2021	EFT	78248	JENNIFER BROWN	ART SALES	43.20
11/03/2021	EFT	78187	JESSICA SEMARK	STAFF REIMBURSEMENT	1,849.00
11/03/2021	EFT	77908	JIGSAW SIGNS & PRINT	SIGNAGE SERVICES	2,628.00
31/03/2021	EFT	78444	JIGSAW SIGNS & PRINT	SIGNAGE SERVICES	75.00
11/03/2021	EFT	78096	JILLIAN ALICE-CONROY-WELBY	RATE REFUND	303.67
11/03/2021	EFT	77942	JIMS FIRST	HARDWARE SUPPLIES	591.60
19/03/2021	EFT	78212	JOHN STRICKLAND	LIGHTING AND SOUND SERVICES	770.00
11/03/2021	EFT	77959	JONES MARINE SERVICES SOUTHWEST	DIVING MAINTENANCE	1,320.00
19/03/2021	EFT	78277	JUDITH TOOKE	WATER CHARGES REIMBURSEMENT	198.95
19/03/2021	EFT	78383	JUICE PRINT	PRINTING SERVICES	220.00
11/03/2021	EFT	78091	JULIE & MAL YEATES	BOND REFUND	1,000.00
19/03/2021	EFT	78294	JULIE GUTHRIDGE	ART SALES	31.85
11/03/2021	EFT	78055	KANE BLUEGUM	SCULPTURE PRIZE WINNER	1,650.00
19/03/2021	EFT	78307	KAREN TAYLOR-VIVIAN	WATER CHARGES REIMBURSEMENT	2,099.95
19/03/2021	EFT	78313	KAY MANOLAS	ART SALES	32.00
19/03/2021	EFT	78290	KELLY MCGORLICK	WATER CHARGES REIMBURSEMENT	2,543.85
11/03/2021	EFT	78098	KELSEY SWEENEY	ANIMAL REGISTRATION REFUND	150.00
5/03/2021	EFT	77878	KELVIN BACK	GLC MEMBERSHIP	327.00
26/03/2021	EFT	78403	KERRY HILL ARCHITECTS	ARCHITECTURAL SERVICES	68,226.30
19/03/2021	EFT	78198	KEVAN COLLETT	ART SALES	14.00
11/03/2021	EFT	78011	KEVIN NEWELL	WATER CHARGES REIMBURSEMENT	2,094.05
19/03/2021	EFT	78325	KFIVE PTY LTD (K5)	FURNITURE	2,310.00
11/03/2021	EFT	78078	KIMBERLEY CAMERON	NCC MEMBERSHIP REFUND	741.00
11/03/2021	EFT	77982	KITCHEN TAKEOVERS	CATERING	1,088.00
19/03/2021	EFT	78256	KITCHEN TAKEOVERS	CATERING	1,018.00
31/03/2021	EFT	78491	KITCHEN TAKEOVERS	CATERING	1,446.00
11/03/2021	EFT	78143	KLEENHEAT GAS	GAS SERVICES	1,398.11
19/03/2021	EFT	78357	KLEENHEAT GAS	GAS SERVICES	210.23
11/03/2021	EFT	78002	KMART BUSSELTON	RETAIL HOME WARES	271.25
31/03/2021	EFT	78507	KMART BUSSELTON	RETAIL HOME WARES	320.00
11/03/2021	EFT	78024	KOMATSU AUSTRALIA	VEHICLE PURCHASE AND PARTS	171.05
31/03/2021	EFT	78518	KOMATSU AUSTRALIA	VEHICLE PURCHASE AND PARTS	1,100.29
11/03/2021	EFT	77968	KRISTOPHER DAVIS	STAFF REIMBURSEMENT	95.00
31/03/2021	EFT	78483	KRISTOPHER DAVIS	STAFF REIMBURSEMENT	190.00
19/03/2021	EFT	78375	LAMANNA COMMERCIAL PLUMBING & DRAINAGE	PLUMBING SERVICES	4,232.25
11/03/2021	EFT	78120	LANDGATE (VALUER GENERAL'S OFFICE)	LAND VALUATIONS	3,259.61
19/03/2021	EFT	78344	LANDGATE (VALUER GENERAL'S OFFICE)	LAND VALUATIONS	2,786.14
11/03/2021	EFT	78114	LANDGATE CUSTOMER ACCOUNT	LAND INFORMATION AND TITLE SEARCHES	26.70
11/03/2021	EFT	77916	LANDSAVE ORGANICS	LANDSCAPING SERVICE	1,650.00
19/03/2021	EFT	78202	LANDSAVE ORGANICS	LANDSCAPING SERVICE	7,111.50
31/03/2021	EFT	78448	LANDSAVE ORGANICS	LANDSCAPING SERVICE	7,920.00
11/03/2021	EFT	77926	LARRY PRICE	MECHANICAL SERVICES	216.63
19/03/2021	EFT	78354	LAWRENCE & HANSON	ELECTRICAL/PROTECTIVE CLOTHING SUPPLIES	3,615.77
31/03/2021	EFT	78593	LAWRENCE & HANSON	ELECTRICAL/PROTECTIVE CLOTHING SUPPLIES	1,740.68
11/03/2021	EFT	78171	LD TOTAL	LANDSCAPING SERVICES	18,196.99
19/03/2021	EFT	78380	LD TOTAL	LANDSCAPING SERVICES	446.77
31/03/2021	EFT	78618	LD TOTAL	LANDSCAPING SERVICES	9,704.99
11/03/2021	EFT	77905	LEEWIN CIVIL PTY LTD	HIRE EQUIPMENT SERVICES	621.06
19/03/2021	EFT	78192	LEEWIN CIVIL PTY LTD	HIRE EQUIPMENT SERVICES	179,860.70
31/03/2021	EFT	78442	LEEWIN CIVIL PTY LTD	HIRE EQUIPMENT SERVICES	7,376.94
19/03/2021	EFT	78298	LES MILLS ASIA PACIFIC INDUSTRIES	GYM PROGRAMME UPDATES	12,181.99
19/03/2021	EFT	78224	LG CONNECT PTY LTD	TECHNICAL CONSULTING	3,805.32
31/03/2021	EFT	78461	LG CONNECT PTY LTD	TECHNICAL CONSULTING	3,898.13
11/03/2021	EFT	78086	LISA SIMPSON	BJTP REFUND	170.00
11/03/2021	EFT	78185	LOCAL GOVERNMENT PROFESSIONALS AUSTRALIA (WA DIVISION)	TRAINING SERVICES	5,510.00
19/03/2021	EFT	78390	LOCAL GOVERNMENT PROFESSIONALS AUSTRALIA (WA DIVISION)	TRAINING SERVICES	480.00
26/03/2021	EFT	78436	LOCAL GOVERNMENT PROFESSIONALS AUSTRALIA (WA DIVISION)	TRAINING SERVICES	760.00
11/03/2021	EFT	77891	LOCAL GOV'T RACE COURSE & CEMETERY EMPLOYEES	UNION FEES	338.26
25/03/2021	EFT	78397	LOCAL GOV'T RACE COURSE & CEMETERY EMPLOYEES	UNION FEES	338.26
11/03/2021	EFT	78046	LOCK AROUND THE CLOCK	SECURITY SERVICES	685.00
19/03/2021	EFT	78304	LOCK AROUND THE CLOCK	SECURITY SERVICES	832.00
19/03/2021	EFT	78214	LOMAX MEDIA	ADVERTISING	610.50
11/03/2021	EFT	77955	LOTIX FILTER CLEANING SERVICE	PLANT FILTER CLEANING SERVICE	402.81
31/03/2021	EFT	78477	LOTIX FILTER CLEANING SERVICE	PLANT FILTER CLEANING SERVICE	528.03
5/03/2021	EFT	77883	MAIA FINANCIAL	LEASING PAYMENTS	515.85
31/03/2021	EFT	78622	MAIA FINANCIAL	LEASING PAYMENTS	94,543.65
11/03/2021	EFT	78076	MAJOR MOTORS PTY LTD	MECHANICAL SERVICES	633.58
11/03/2021	EFT	78111	MALATESTA ROAD PAVING & HOTMIX	ROAD HOTMIX / PAVING SERVICES	2,106.00
19/03/2021	EFT	78338	MALATESTA ROAD PAVING & HOTMIX	ROAD HOTMIX / PAVING SERVICES	27,981.40
31/03/2021	EFT	78575	MALATESTA ROAD PAVING & HOTMIX	ROAD HOTMIX / PAVING SERVICES	2,340.00
11/03/2021	EFT	78095	MARCELE JOY WOODS	RATE REFUND	324.50

19/03/2021	EFT	78211	MARGARET PARKE	ART SALES	176.00
11/03/2021	EFT	77949	MARGARET RIVER BUSSELTON TOURISM ASSOCIATION	ADVERTISING	44,990.00
31/03/2021	EFT	78457	MARGARET RIVER FENCING	MAINTENANCE SERVICES	1,188.00
19/03/2021	EFT	78285	MARGARET RIVER RURAL CONTRACTORS PTY LTD	PLANT & EQUIPMENT HIRE	24,684.00
19/03/2021	EFT	78328	MARISSA COUNCILLOR	BOND REFUND	1,243.00
11/03/2021	EFT	77954	MARKETFORCE PTY LTD	ADVERTISING SERVICES	2,733.88
19/03/2021	EFT	78232	MARKETFORCE PTY LTD	ADVERTISING SERVICES	247.50
31/03/2021	EFT	78476	MARKETFORCE PTY LTD	ADVERTISING SERVICES	341.62
11/03/2021	EFT	78081	MARNIE BARTLEY	ANIMAL REGISTRATION REFUND	150.00
19/03/2021	EFT	78209	MARY EVERUSS	STAFF REIMBURSEMENT	67.00
26/03/2021	EFT	78408	MARY EVERUSS	STAFF REIMBURSEMENT	88.25
5/03/2021	EFT	77866	MATTHEW RIORDAN	STAFF REIMBURSEMENT	70.55
19/03/2021	EFT	78319	MAYA IXCHELL	ENTERTAINER	200.00
11/03/2021	EFT	78177	MCGREGOR WJ & J	MANAGEMENT BUSSELTON JETTY TOURIST PARK	43,908.01
31/03/2021	EFT	78621	MCGREGOR WJ & J	MANAGEMENT BUSSELTON JETTY TOURIST PARK	43,908.01
19/03/2021	EFT	78190	MC MULLEN NOLAN GROUP PTY LTD	LAND SURVEYING SERVICES	4,488.00
11/03/2021	EFT	78033	MDM ENTERTAINMENT PTY LTD	DVD AND CD SUPPLY TO LIBRARY	242.25
31/03/2021	EFT	78527	MECHANICAL PROJECT SERVICES	AIRCONDITIONING & REFRIGERATION SERVICES	5,680.40
5/03/2021	EFT	77862	MEREDITH DIXON	STAFF REIMBURSEMENT	95.30
11/03/2021	EFT	78015	MICHAEL & KATE WILSON	WATER CHARGES REIMBURSEMENT	1,506.70
31/03/2021	EFT	78549	MICHAEL DE GRUSSA	PERFORMER	1,600.00
26/03/2021	EFT	78427	MICHELLE REIGER	STAFF REIMBURSEMENT	138.96
19/03/2021	EFT	78274	MIKE MORGAN	WATER CHARGES REIMBURSEMENT	624.20
11/03/2021	EFT	78148	MINTER ELLISON LAWYERS	LEGAL SERVICES	1,684.32
31/03/2021	EFT	78606	MINTER ELLISON LAWYERS	LEGAL SERVICES	5,030.08
11/03/2021	EFT	78179	MJB INDUSTRIES PTY LTD	DRAINAGE SUPPLIES	2,751.10
19/03/2021	EFT	78386	MJB INDUSTRIES PTY LTD	DRAINAGE SUPPLIES	1,161.60
31/03/2021	EFT	78626	MJB INDUSTRIES PTY LTD	DRAINAGE SUPPLIES	11,984.01
11/03/2021	EFT	78061	MUIR FORD BUSSELTON	VEHICLE MAINTENANCE	550.10
19/03/2021	EFT	78309	MUIR FORD BUSSELTON	VEHICLE MAINTENANCE	843.79
26/03/2021	EFT	78423	MUIR FORD BUSSELTON	VEHICLE MAINTENANCE	1,366.76
19/03/2021	EFT	78217	NALDA HOSKINS	ART SALES	182.70
26/03/2021	EFT	78404	NAOMI SEARLE	STAFF REIMBURSEMENT	90.00
19/03/2021	EFT	78264	NATALIE WHITLEY	STAFF REIMBURSEMENT	87.00
19/03/2021	EFT	78305	NATURAL EDGE FRAMING & PHOTOGRAPHY	ART SALES	42.00
19/03/2021	EFT	78228	NATURALISTE GLASS PTY LTD	GLASS REPAIRS AND MANUFACTURE	982.97
11/03/2021	EFT	77957	NATURALISTE HYGIENE SERVICES	HYGIENE SERVICES	967.58
11/03/2021	EFT	78003	NATURALISTE TURF	TURF MAINTENANCE SERVICES	9,585.14
31/03/2021	EFT	78521	NETSTAR AUSTRALIA PTY LTD	GPS TELEMATICS	316.58
11/03/2021	EFT	78183	NEVERFAIL SPRINGWATER LTD	WATER REFILL SERVICE - DUNS WASTE FACILITY	344.15
19/03/2021	EFT	78280	NEW IMAGE LANDSCAPING AND MAINTENANCE	LANDSCAPE MAINTENANCE	1,628.00
11/03/2021	EFT	78113	NICHOLLS MACHINERY	PLANT PURCHASES / SERVICES / PARTS	1,412.54
19/03/2021	EFT	78340	NICHOLLS MACHINERY	PLANT PURCHASES / SERVICES / PARTS	2,700.01
31/03/2021	EFT	78576	NICHOLLS MACHINERY	PLANT PURCHASES / SERVICES / PARTS	335.28
5/03/2021	EFT	77871	NIGHTLIFE MUSIC PTY LTD	MUSIC AND VIDEO SUBSCRIPTION SERVICES	413.92
31/03/2021	EFT	78509	NIGHTLIFE MUSIC PTY LTD	MUSIC AND VIDEO SUBSCRIPTION SERVICES	413.92
19/03/2021	EFT	78222	NSCO CONSULTING	CONSULTANCY AND TRAINING	1,049.95
11/03/2021	EFT	78141	NUTRIEN WATER	RETICULATION SUPPLIES	16,997.63
19/03/2021	EFT	78356	NUTRIEN WATER	RETICULATION SUPPLIES	15,456.22
31/03/2021	EFT	78596	NUTRIEN WATER	RETICULATION SUPPLIES	3,085.50
11/03/2021	EFT	77958	OCEAN AIR CARPET CARE	CLEANING SERVICES	1,215.50
19/03/2021	EFT	78233	OCEAN AIR CARPET CARE	CLEANING SERVICES	61,978.13
26/03/2021	EFT	78411	OCEAN AIR CARPET CARE	CLEANING SERVICES	59,574.90
31/03/2021	EFT	78535	OFFICE OF THE AUDITOR GENERAL	AUDITING SERVICES	1,100.00
11/03/2021	EFT	77987	OFFICEWORKS	OFFICE EQUIPMENT SERVICES	405.91
19/03/2021	EFT	78261	OFFICEWORKS	OFFICE EQUIPMENT SERVICES	25.44
31/03/2021	EFT	78494	OFFICEWORKS	OFFICE EQUIPMENT SERVICES	690.51
11/03/2021	EFT	78048	ONE 20 PRODUCTIONS & PHASE 1 AUDIO	EVENT TECHNICAL AND STAGING SYSTEMS	385.00
11/03/2021	EFT	78186	ONSITE RENTAL GROUP PTY LTD	DRY HIRE	10,235.32
19/03/2021	EFT	78271	ONSITE RENTAL GROUP PTY LTD	DRY HIRE	27,172.33
26/03/2021	EFT	78417	ONSITE RENTAL GROUP PTY LTD	DRY HIRE	20,386.10
31/03/2021	EFT	78506	ONSITE RENTAL GROUP PTY LTD	DRY HIRE	6,017.88
11/03/2021	EFT	77991	OPRA AUSTRALIA PTY LTD	PSYCHOMETRIC ASSESSMENT SERVICES	726.00
5/03/2021	EFT	77865	OPTUS BILLING SERVICES PTY LTD	FIXED INTERNET ACCESS	2,500.00
19/03/2021	EFT	78220	OPTUS BILLING SERVICES PTY LTD	FIXED INTERNET ACCESS	567.20
19/03/2021	EFT	78382	OWEN G ISBEL	ART SALES	12.00
19/03/2021	EFT	78196	OZCAD PTY LTD	SOFTWARE SUPPLIES	297.00
11/03/2021	EFT	78167	P & M AUTOMOTIVE EQUIPMENT	MAINTENANCE SERVICES	338.25
19/03/2021	EFT	78215	PANCAKE DESIGNS RESIN	ART SALES	108.50
26/03/2021	EFT	78422	PAUL SHERIDAN	STAFF REIMBURSEMENT	175.00
19/03/2021	EFT	78260	PC AUSTRALASIA PTY LTD	FIRE FIGHTING FOAM	3,690.94
11/03/2021	EFT	78052	PCI ELECTRICAL SERVICES PTY LTD	ELECTRICAL INSTALLATION AND MAINTENANCE	4,180.00
11/03/2021	EFT	78121	PENDREY AGENCIES P/L	CHEMICAL/RURAL SUPPLIES	1,845.66
5/03/2021	EFT	77863	PERTH ENERGY PTY LTD	ELECTRICITY SUPPLIER	45,680.92
19/03/2021	EFT	78191	PHIL HOLLETT PHOTOGRAPHY	ART SALES	9.10
11/03/2021	EFT	77909	PHOENIX FOUNDRY PTY LTD	MEMORIAL PLAQUES SUPPLIER	953.70
31/03/2021	EFT	78532	PITNEY BOWES AUSTRALIA PTY LTD	POSTAGE MACHINES	528.00
19/03/2021	EFT	78329	PK COURIERS	COURIER SERVICES	517.00
11/03/2021	EFT	78035	POOL ROBOTIC PERTH	POOL CLEANER SALES AND REPAIR	2,960.75
31/03/2021	EFT	78514	POWER MEDICAL CENTRE	PRE EMPLOYMENT MEDICAL	159.50
11/03/2021	EFT	78127	PRESTIGE PRODUCTS	HOSPITALITY EQUIPMENT SUPPLIER	679.32
31/03/2021	EFT	78586	PRESTIGE PRODUCTS	HOSPITALITY EQUIPMENT SUPPLIER	3,714.77
11/03/2021	EFT	78150	PRICE CONSULTING GROUP PTY LTD	CONSULTANCY SERVICES	4,345.60
31/03/2021	EFT	78473	PRIMARY LOGISTICS	PUBLIC ART & CONSULTING SERVICES	2,199.12
31/03/2021	EFT	78450	PRIME SUPPLIES	SAFETY EQUIPMENT	291.50
11/03/2021	EFT	77951	PRIME URBAN WA PTY LTD	LANDSCAPE IMPLEMENTATION BOND	227,948.00
11/03/2021	EFT	78047	PROFESSIONAL CABLING SERVICES	CABLING SERVICES	198.00
19/03/2021	EFT	78346	PRO-LINE KERBING	KERBING SERVICES	6,693.28
31/03/2021	EFT	78583	PRO-LINE KERBING	KERBING SERVICES	21,431.19
11/03/2021	EFT	78012	QCLICK & KANGA HOSTING AUSTRALIA	WEBSITE HOSTING SERVICES	71.50
26/03/2021	EFT	78426	R & R SHEDS	CARPORT SHELTERS	12,520.00

11/03/2021	EFT	78174	REFACE INDUSTRIES PTY LTD	LIBRARY RESOURCES	998.11
11/03/2021	EFT	77914	REGIONAL DEVELOPMENT AUSTRALIA SOUTH WEST	REMPAN COMMUNITY PROFILING	962.50
26/03/2021	EFT	78405	RENATA FOURIE	STAFF REIMBURSEMENT	59.26
11/03/2021	EFT	78130	REPCO AUTO PARTS	PLANT PURCHASES / SERVICES / PARTS	85.80
19/03/2021	EFT	78349	REPCO AUTO PARTS	PLANT PURCHASES / SERVICES / PARTS	375.65
11/03/2021	EFT	78180	REPEAT PLASTICS (WA)	PLASTIC PRODUCT SUPPLIER	4,189.35
19/03/2021	EFT	78226	RETRACTABLE TARPS PTY LTD	TARPAULINS	1,897.94
11/03/2021	EFT	77986	RICHARD JAY PTY LTD	COMMERCIAL WASHING MACHINES	8,712.00
11/03/2021	EFT	78159	RICOH BUSINESS CENTRE	OFFICE EQUIPMENT SERVICES - PHOTOCOPYING	984.00
11/03/2021	EFT	78175	RMS (AUST) PTY LTD	SOFTWARE SERVICES	66.72
11/03/2021	EFT	78039	ROAMING TECHNOLOGIES PTY LTD	RUGGED COMPUTERS & MOUNTING HARDWARE	11,220.00
11/03/2021	EFT	78088	ROBERT & MAUREEN SKEET	BITP REFUND	59.00
31/03/2021	EFT	78534	ROCKY RIDGE BREWING CO	BEVERAGES	708.33
11/03/2021	EFT	78125	ROD'S AUTO ELECTRICS	AUTO ELECTRICAL SERVICES	441.26
31/03/2021	EFT	78584	ROD'S AUTO ELECTRICS	AUTO ELECTRICAL SERVICES	166.25
19/03/2021	EFT	78250	RONCO GROUP PTY LTD	CRANE PARTS	465.84
11/03/2021	EFT	77981	ROPS ENGINEERING AUSTRALIA P/L	ROLLOVER PROTECTION	3,135.00
19/03/2021	EFT	78275	RYAN AND KELLY FERGUSON	WATER CHARGES REIMBURSEMENT	3,959.60
11/03/2021	EFT	78049	SAI GLOBAL LTD	AUST STANDARDS PUBLICATIONS	2,731.30
31/03/2021	EFT	78537	SAI GLOBAL LTD	AUST STANDARDS PUBLICATIONS	750.99
19/03/2021	EFT	78314	SANDRA WALKER	ART SALES	17.60
31/03/2021	EFT	78502	SARAH'S PLACE	HOMEWARE RETAILER	200.00
11/03/2021	EFT	77931	SCOPE BUSINESS IMAGING	ELECTRONIC EQUIPMENT	289.42
11/03/2021	EFT	78004	SEA CHANGE NEWS	STATIONERY AND OFFICE SUPPLIES	124.69
19/03/2021	EFT	78229	SECURITY ID	ASIC CARD	300.00
31/03/2021	EFT	78440	SHARON WOODFORD-JONES	STAFF REIMBURSEMENT	205.44
11/03/2021	EFT	78181	SHORE COASTAL PTY LTD	COASTAL CONSULTANCY SERVICES	4,378.00
31/03/2021	EFT	78627	SHORE COASTAL PTY LTD	COASTAL CONSULTANCY SERVICES	7,546.00
11/03/2021	EFT	77911	SHOREWATER MARINE PTY LTD	MARINE ASSET MAINTENANCE	36,442.42
11/03/2021	EFT	78147	SIGMA COMPANIES GROUP PTY LTD	CHEMICAL SUPPLIER	284.90
19/03/2021	EFT	78362	SIGMA COMPANIES GROUP PTY LTD	CHEMICAL SUPPLIER	108.90
31/03/2021	EFT	78608	SIGNSMITHS	SIGNAGE SERVICES	484.00
11/03/2021	EFT	78010	SIMONE NEWMAN	WATER CHARGES REIMBURSEMENT	3,900.50
11/03/2021	EFT	77886	SMARTSALARY PTY LTD	SALARY PACKAGING SERVICE	17,097.58
25/03/2021	EFT	78392	SMARTSALARY PTY LTD	SALARY PACKAGING SERVICE	16,140.08
11/03/2021	EFT	77933	SONIC HEALTH PLUS PTY LTD	OCCUPATIONAL HEALTH SERVICES	220.00
19/03/2021	EFT	78310	SOS OFFICE EQUIPMENT	OFFICE EQUIPMENT SERVICES	275.00
31/03/2021	EFT	78543	SOS OFFICE EQUIPMENT	OFFICE EQUIPMENT SERVICES	1,961.30
11/03/2021	EFT	78093	SOUTH WEST ABORIGINAL LAND AND SEA COUNCIL	BOND REFUND	200.00
11/03/2021	EFT	77977	SOUTH WEST BOUNCY CASTLES	BOUNCY CASTLES	1,160.00
11/03/2021	EFT	78178	SOUTH WEST COUNSELLING	COUNSELLING SERVICES	2,015.00
11/03/2021	EFT	78059	SOUTH WEST IRRIGATION MANAGEMENT SOLUTIONS	IRRIGATION AND PROJECT MANAGEMENT	88.00
31/03/2021	EFT	78541	SOUTH WEST IRRIGATION MANAGEMENT SOLUTIONS	IRRIGATION AND PROJECT MANAGEMENT	631.40
11/03/2021	EFT	78128	SOUTH WEST ISUZU	PLANT PURCHASES / SERVICES / PARTS	1,263.33
11/03/2021	EFT	78115	SOUTH WEST MACHINING CENTRE	PLANT MAINTENANCE SERVICES	511.50
11/03/2021	EFT	78022	SOUTH WEST OFFICE NATIONAL	STATIONERY	814.61
19/03/2021	EFT	78283	SOUTH WEST OFFICE NATIONAL	STATIONERY	565.06
31/03/2021	EFT	78516	SOUTH WEST OFFICE NATIONAL	STATIONERY	2,681.25
5/03/2021	EFT	77864	SOUTH WEST PRINTING & PUBLISHING	ADVERTISING SERVICES	3,526.05
31/03/2021	EFT	78524	SOUTH WEST SAND CLEANING	SAND CLEANING OF SAND PITS	3,484.25
5/03/2021	EFT	77879	SOUTH WEST STEEL PRODUCTS	STEEL PRODUCTS SUPPLIER	28.70
19/03/2021	EFT	78342	SOUTH WEST STEEL PRODUCTS	STEEL PRODUCTS SUPPLIER	45.81
11/03/2021	EFT	77935	SOUTH WEST WINDSCREEN & GLASS	PLANT WINDSCREEN REPAIRS	1,180.00
11/03/2021	EFT	77978	SOUTHERN ATU SERVICES PTY LTD	WASTE MANAGEMENT SERVICES	173.00
11/03/2021	EFT	78153	SOUTHERN MACHINING & MAINTENANCE	PLANT MAINTENANCE SERVICES	419.85
19/03/2021	EFT	78367	SOUTHERN MACHINING & MAINTENANCE	PLANT MAINTENANCE SERVICES	71.50
19/03/2021	EFT	78326	SOUTHWEST ABORIGINAL MEDICAL SERVICE	BOND REFUND	200.00
11/03/2021	EFT	78068	SOUTHWEST CROP PROTECTION	BIRD NETTING	32,642.00
5/03/2021	EFT	77867	SOUTHWEST OUTDOOR POWER	PLANT PURCHASES / SERVICES / PARTS	98.60
11/03/2021	EFT	77962	SOUTHWEST OUTDOOR POWER	PLANT PURCHASES / SERVICES / PARTS	613.90
11/03/2021	EFT	78145	SOUTHWEST TYRE SERVICE	PLANT TYRE SUPPLIER / REPAIRER	24,989.60
19/03/2021	EFT	78360	SOUTHWEST TYRE SERVICE	PLANT TYRE SUPPLIER / REPAIRER	568.00
31/03/2021	EFT	78603	SOUTHWEST TYRE SERVICE	PLANT TYRE SUPPLIER / REPAIRER	7,052.60
11/03/2021	EFT	77983	SPICE ODYSSEY	CATERING	384.00
11/03/2021	EFT	77956	SPORTFIRST BUSSELTON	SPORTING PRODUCTS	1,369.76
31/03/2021	EFT	78478	SPORTFIRST BUSSELTON	SPORTING PRODUCTS	1,194.47
11/03/2021	EFT	78154	SPORTS TURF TECHNOLOGY	SPORT EQUIPMENT SUPPLIER	550.00
19/03/2021	EFT	78368	SPORTS TURF TECHNOLOGY	SPORT EQUIPMENT SUPPLIER	4,345.00
11/03/2021	EFT	78161	SPORTSWORLD OF WA	SPORT EQUIPMENT SUPPLIER	838.20
19/03/2021	EFT	78373	SPORTSWORLD OF WA	SPORT EQUIPMENT SUPPLIER	777.98
31/03/2021	EFT	78468	SPYKER TECHNOLOGIES PTY LTD	CCTV PRODUCTS AND SERVICES	1,987.83
11/03/2021	EFT	77918	ST JOHN AMBULANCE	TRAINING SERVICES	320.00
19/03/2021	EFT	78203	ST JOHN AMBULANCE	TRAINING SERVICES	79.50
31/03/2021	EFT	78451	ST JOHN AMBULANCE	TRAINING SERVICES	2,518.19
31/03/2021	EFT	78542	STANTEC AUSTRALIA PTY LTD	ENGINEERING SERVICES	3,850.00
11/03/2021	EFT	77930	STARR SPECIAL EVENTS AUSTRALIA	EVENT PERFORMERS	5,500.00
31/03/2021	EFT	78511	STEPHANIE JANSEN	MUSICAL ENTERTAINMENT	400.00
31/03/2021	EFT	78522	STEPHEN AND TRACY PARNHAM	WATER CHARGE REIMBURSEMENT	621.95
11/03/2021	EFT	78101	STEWART & HEATON CLOTHING CO PTY LTD	PROTECTIVE CLOTHING SUPPLIER	856.38
31/03/2021	EFT	78569	STEWART & HEATON CLOTHING CO PTY LTD	PROTECTIVE CLOTHING SUPPLIER	1,202.48
11/03/2021	EFT	78070	STOCKBRANDS CO PTY LTD	CYCLE LANE DELINEATORS	7,517.94
11/03/2021	EFT	77885	STOCKER PRESTON	8256 - RENT - A NOTTLE	880.00
25/03/2021	EFT	78391	STOCKER PRESTON	8256 - RENT - A NOTTLE	900.00
11/03/2021	EFT	78170	STRATAGREEN	NURSERY SUPPLIES	6,259.00
31/03/2021	EFT	78563	SUNDRY EFT REFUNDS	SUNDRY REFUNDS	600.00
31/03/2021	EFT	78564	SUNDRY EFT REFUNDS	SUNDRY REFUNDS	840.00
31/03/2021	EFT	78565	SUNDRY EFT REFUNDS	SUNDRY REFUNDS	250.00
31/03/2021	EFT	78438	SUNNY SIGN COMPANY PTY LTD	SIGNAGE SERVICES	140.80
11/03/2021	EFT	77895	SUPERCHOICE	SUPERCHOICE	162,388.95
25/03/2021	EFT	78401	SUPERCHOICE	SUPERCHOICE	166,844.53
11/03/2021	EFT	77979	SUPPER ROAD	CATERING	4,455.00

11/03/2021	EFT	78165	SURVCON PTY LTD	SURVEY SERVICES	1,353.00
19/03/2021	EFT	78378	SURVCON PTY LTD	SURVEY SERVICES	5,280.00
11/03/2021	EFT	78029	SURVEYING SOUTH	SURVEYING SERVICES	3,300.00
19/03/2021	EFT	78296	SURVEYING SOUTH	SURVEYING SERVICES	1,089.00
31/03/2021	EFT	78538	SURVEYTECH TRAFFIC SURVEYS PTY LTD	TRAFFIC SURVEYS	2,310.00
19/03/2021	EFT	78324	SUSAN TEMPLEMAN	POLICE CLEARANCE	55.80
19/03/2021	EFT	78245	SW ENVIRONMENTAL	ENVIRONMENTAL SERVICES	2,970.00
26/03/2021	EFT	78414	SW ENVIRONMENTAL	ENVIRONMENTAL SERVICES	489.50
11/03/2021	EFT	78126	SW PRECISION PRINT	PRINTING SERVICES	1,067.00
19/03/2021	EFT	78347	SW PRECISION PRINT	PRINTING SERVICES	3,429.00
31/03/2021	EFT	78585	SW PRECISION PRINT	PRINTING SERVICES	88.00
31/03/2021	EFT	78504	SWEET & UNIQUE (WA) PTY LTD T/AS LUV A LOLLY	CONFECTIONERY	188.38
5/03/2021	EFT	77872	SYNERGY	ELECTRICITY SUPPLIES	19,717.77
19/03/2021	EFT	78288	SYNERGY	ELECTRICITY SUPPLIES	90,652.66
31/03/2021	EFT	78520	SYNERGY	ELECTRICITY SUPPLIES	14,368.36
31/03/2021	EFT	78467	TAUJI HOUSE	WELLNESS PROGRAM	150.00
11/03/2021	EFT	77907	TARVIA PTY LTD	ENGINEERING SERVICES	11,066.00
11/03/2021	EFT	77936	TEAM DIGITAL	DIGITAL IMAGING	1,750.00
31/03/2021	EFT	78471	TECHNOGYM AUSTRALIA PTY LTD	FITNESS EQUIPMENT	561.09
11/03/2021	EFT	78117	TELSTRA CORPORATION	COMMUNICATION SERVICES	22,028.18
31/03/2021	EFT	78579	TELSTRA CORPORATION	COMMUNICATION SERVICES	10,201.91
11/03/2021	EFT	77980	TENDERLINK.COM	TENDER ADVERTISING	330.00
31/03/2021	EFT	78490	TENDERLINK.COM	TENDER ADVERTISING	220.00
11/03/2021	EFT	78064	THE DRUG DETECTION AGENCY	DRUG AND ALCOHOL MANAGEMENT SERVICES	1,285.90
11/03/2021	EFT	77997	THE GOOD EGG CAFE	VENUE HIRE AND CATERING	400.00
19/03/2021	EFT	78268	THE GOOD EGG CAFE	VENUE HIRE AND CATERING	587.00
11/03/2021	EFT	77900	THE GOOD GUYS BUSSELTON	ELECTRICAL SUPPLIES	66.00
19/03/2021	EFT	78259	THE SEBEL BUSSELTON	ACCOMMODATION	240.35
19/03/2021	EFT	78321	THE SUGAR CHIEF PATISSERIE	CATERING	1,254.00
11/03/2021	EFT	77952	THE URBAN COFFEE HOUSE	CATERING	130.00
19/03/2021	EFT	78230	THE URBAN COFFEE HOUSE	CATERING	195.00
31/03/2021	EFT	78474	THE URBAN COFFEE HOUSE	CATERING	1,445.90
11/03/2021	EFT	78034	THINK WATER DUNSBOROUGH	RETICULATION SERVICES	6,281.11
19/03/2021	EFT	78299	THINK WATER DUNSBOROUGH	RETICULATION SERVICES	1,912.62
31/03/2021	EFT	78531	THINK WATER DUNSBOROUGH	RETICULATION SERVICES	720.00
11/03/2021	EFT	77939	THOMSON REUTERS (PROFESSIONAL) AUSTRALIA LTD	RECRUITMENT SERVICES	1,430.00
26/03/2021	EFT	78413	THREE CONSULTING PTY LTD	AIRLINE ENGAGEMENT CONSULTANT	45,760.00
19/03/2021	EFT	78381	TILT FORCE TRANSPORT	TILT TRAY SERVICES	214.50
11/03/2021	EFT	78058	TIM ALLINGHAM	STAFF REIMBURSEMENT	117.55
19/03/2021	EFT	78374	TIMCARE DISTRIBUTORS	CHEMICAL CLEANING SUPPLIER	154.00
11/03/2021	EFT	78071	TJ & GM LAWLER	RATE REFUND	464.00
11/03/2021	EFT	78025	TOLL TRANSPORT PTY LTD	COURIER SERVICES	699.70
19/03/2021	EFT	78291	TOLL TRANSPORT PTY LTD	COURIER SERVICES	231.67
11/03/2021	EFT	78082	TONY PANKIW	ARTWORKS	5,500.00
11/03/2021	EFT	78172	TOTAL HORTICULTURAL SERVICES	LANDSCAPING SERVICES	43,420.97
31/03/2021	EFT	78619	TOTAL HORTICULTURAL SERVICES	LANDSCAPING SERVICES	30,025.00
19/03/2021	EFT	78281	TOTAL TOOLS	TOOL PURCHASES	3,998.50
31/03/2021	EFT	78515	TOTAL TOOLS	TOOL PURCHASES	198.00
31/03/2021	EFT	78594	TOURISM COUNCIL WESTERN AUSTRALIA	MEMBERSHIP	1,880.00
11/03/2021	EFT	78072	TOURISM RESEARCH SERVICES	ECONOMIC DATA	4,800.00
11/03/2021	EFT	78184	T-QUIP	MOWER PARTS & SERVICE	892.30
19/03/2021	EFT	78389	T-QUIP	MOWER PARTS & SERVICE	2,959.70
31/03/2021	EFT	78629	T-QUIP	MOWER PARTS & SERVICE	1,037.40
19/03/2021	EFT	78195	TRACIE ANDERSON	ART SALES	317.70
19/03/2021	EFT	78188	TRAFFIC FORCE	TRAFFIC MANAGEMENT SERVICES	1,445.51
31/03/2021	EFT	78439	TRAFFIC FORCE	TRAFFIC MANAGEMENT SERVICES	665.25
11/03/2021	EFT	78097	TREVOR & KATHY CREDARO	RATE REFUND	1,589.74
11/03/2021	EFT	78166	TRINITY COLLEGE AND CONFERENCE CENTRE	TRAINING SERVICES	330.00
31/03/2021	EFT	78616	TRINITY COLLEGE AND CONFERENCE CENTRE	TRAINING SERVICES	341.00
11/03/2021	EFT	77975	TRUCK CENTRE (WA) PTY LTD	NEW VEHICLE PARTS & SERVICE	205.00
19/03/2021	EFT	78251	TRUCK CENTRE (WA) PTY LTD	NEW VEHICLE PARTS & SERVICE	207.82
11/03/2021	EFT	78157	TYREPOWER BUSSELTON	PLANT TYRE SUPPLIER / REPAIRER	2,625.00
19/03/2021	EFT	78371	TYREPOWER BUSSELTON	PLANT TYRE SUPPLIER / REPAIRER	170.00
31/03/2021	EFT	78612	TYREPOWER BUSSELTON	PLANT TYRE SUPPLIER / REPAIRER	1,245.00
11/03/2021	EFT	78000	TYRES & MORE DUNSBOROUGH	TYRE SALES AND SERVICE	1,910.00
31/03/2021	EFT	78479	UNDERCOVER SW	LASER TAG	370.00
31/03/2021	EFT	78555	UNIVERSITY AUSTRALIA	TRAINING WORKSHOPS	3,562.00
11/03/2021	EFT	77927	URBAN ART PROJECTS	STREET FURNITURE	21,334.83
31/03/2021	EFT	78488	URBAQUA	ENVIRONMENTAL CONSULTING SERVICES	4,730.00
11/03/2021	EFT	78043	URBIS PTY LTD	PROPERTY ECONOMIC & RESEARCH CONSULTING	26,350.33
19/03/2021	EFT	78303	URBIS PTY LTD	PROPERTY ECONOMIC & RESEARCH CONSULTING	3,080.00
19/03/2021	EFT	78210	URSULA FAHRER	ART SALES	24.00
19/03/2021	EFT	78254	VACUUM WORLD SALES AND SERVICE	PLANT PURCHASES / SERVICES / PARTS	24.00
11/03/2021	EFT	77965	VALSPAR PAINT	PAINTING SUPPLIES	229.68
31/03/2021	EFT	78566	VELRADA CAPITAL PTY LTD	IT CONSULTANCY	5,500.00
11/03/2021	EFT	78026	VERAISON	LEADERSHIP COACHING	7,590.00
11/03/2021	EFT	78092	VERDURE COACHING	BOND REFUND	200.00
11/03/2021	EFT	78099	VICTORIA MERRICK	ANIMAL REGISTRATION REFUND	30.00
31/03/2021	EFT	78503	VOICE PROJECT PTY LTD	STAFF ENGAGEMENT SURVEY	10,318.00
11/03/2021	EFT	77929	VORGE PTY LTD	GYM GOODS	1,310.10
11/03/2021	EFT	77922	WA EXTERNAL SOLUTIONS	GUTTER MAINTENANCE	330.00
19/03/2021	EFT	78206	WA EXTERNAL SOLUTIONS	GUTTER MAINTENANCE	10,923.00
19/03/2021	EFT	78359	WA TREASURY CORPORATION	LOAN REPAYMENTS	735,863.13
11/03/2021	EFT	77896	WALGA	WALGA TRAINING SERVICES	1,440.00
11/03/2021	EFT	78079	WARREN BENNETT	ANIMAL REGISTRATION REFUND	150.00
19/03/2021	EFT	78282	WATERCHEM AUSTRALIA PTY LTD	ODOUR TREATMENT	2,601.50
19/03/2021	EFT	78225	WELARM PTY LTD	BUSSELTON GROUNDWATER INVESTIGATION	801.90
31/03/2021	EFT	78462	WELARM PTY LTD	BUSSELTON GROUNDWATER INVESTIGATION	28,331.95
19/03/2021	EFT	78247	WELL DONE INTERNATIONAL PTY LTD	AFTERHOURS CALL CENTRE SERVICE	2,588.52
11/03/2021	EFT	78066	WELLDRILL PTY LTD	DRILLING OF A WATERWELL	528,632.63
26/03/2021	EFT	78420	WENDY CLUTTERBUCK	STAFF REIMBURSEMENT	330.98

11/03/2021	EFT	78134	WEST OZ LINEMARKING	LINE MARKING SERVICES	1,298.00
19/03/2021	EFT	78289	WESTBOOKS	LIBRARY RESOURCES	756.42
31/03/2021	EFT	78498	WESTERN AUSTRALIAN ALTERNATIVE ENERGY	SOLAR PANEL INSTALLATION	825.00
31/03/2021	EFT	78545	WESTERN GROWERS FRESH	CATERING	225.00
19/03/2021	EFT	78235	WESTERN IRRIGATION PTY LTD	BORE AND IRRIGATION SERVICES	1,485.00
31/03/2021	EFT	78578	WESTERN POWER CORPORATION	ELECTRICAL SERVICES	495.00
11/03/2021	EFT	78135	WESTRAC EQUIPMENT P/L	PLANT PURCHASES / SERVICES / PARTS	2,436.73
19/03/2021	EFT	78352	WESTRAC EQUIPMENT P/L	PLANT PURCHASES / SERVICES / PARTS	232.14
31/03/2021	EFT	78592	WESTRAC EQUIPMENT P/L	PLANT PURCHASES / SERVICES / PARTS	2,095.53
11/03/2021	EFT	77937	WESTSIDE TILT TRAY SERVICE	ABANDONED CAR REMOVAL	330.00
19/03/2021	EFT	78219	WESTSIDE TILT TRAY SERVICE	ABANDONED CAR REMOVAL	165.00
11/03/2021	EFT	77969	WHITCOMBE DRAFTING SERVICES	CIVIL DESIGN AND DRAFTING	3,022.50
26/03/2021	EFT	78437	WHITCOMBE DRAFTING SERVICES	CIVIL DESIGN AND DRAFTING	10,367.50
19/03/2021	EFT	78286	WHO'S ON LOCATION LIMITED	ELECTRONIC VISITOR MANAGEMENT SYSTEM	70.00
11/03/2021	EFT	78122	WINC AUSTRALIA PTY LTD	STATIONERY SUPPLIER	397.95
19/03/2021	EFT	78345	WINC AUSTRALIA PTY LTD	STATIONERY SUPPLIER	464.88
31/03/2021	EFT	78581	WINC AUSTRALIA PTY LTD	STATIONERY SUPPLIER	324.99
19/03/2021	EFT	78376	WML CONSULTANTS PTY LTD	CONSULTANCY SERVICES	902.00
11/03/2021	EFT	78138	WORK CLOBBER	PROTECTIVE CLOTHING SUPPLIER	177.00
19/03/2021	EFT	78355	WORK CLOBBER	PROTECTIVE CLOTHING SUPPLIER	423.00
31/03/2021	EFT	78595	WORK CLOBBER	PROTECTIVE CLOTHING SUPPLIER	691.00
31/03/2021	EFT	78472	WORK METRICS	HEALTH AND SAFETY SOFTWARE	110.00
11/03/2021	EFT	78160	WREN OIL	WASTE OIL SERVICES	188.00
19/03/2021	EFT	78372	WREN OIL	WASTE OIL SERVICES	16.50
31/03/2021	EFT	78481	YAHAVA KOFFEE WORKS WHOLESALE	CATERING	395.00
11/03/2021	EFT	78042	YELVERTON LIQUID WASTE	LIQUID WASTE REMOVAL	678.70
19/03/2021	EFT	78302	YELVERTON LIQUID WASTE	LIQUID WASTE REMOVAL	1,357.40
11/03/2021	EFT	78152	ZACOR DESIGN PTY LTD	CONSULTANCY SERVICES	1,386.00
11/03/2021	EFT	78123	ZIPFORM	PRINTING SERVICES	119.90
					6,964,478.62



TRUST PAYMENTS MARCH 2021					
DATE	TYPE	REF #	NAME	DESCRIPTION	AMOUNT \$
9/03/2021	TRUST	7549	CITY OF BUSSELTON	BUILDING SERVICES LEVY	1,102.00
9/03/2021	TRUST	7550	CONSTRUCTION TRAINING FUND	BCITF LEVY	8,994.38
9/03/2021	TRUST	7548	DEPARTMENT OF MINES, INDUSTRY REGULATION & SAFETY	BUILDING SERVICES LEVY	60,600.88
					70,697.26

DIRECT DEBIT PAYMENTS MARCH 2021					
DATE	TYPE	REF #	NAME	DESCRIPTION	AMOUNT \$
5/03/2021	DDO	4425	AMPOL AUSTRALIA PETROLEUM PTY LTD	FUEL CHARGES	62,279.93
10/03/2021	DDO	4436	ANESBURY	REFUND ANIMAL TRAP BONDS	100.00
1/03/2021	DDO	4414	ANZ BANK	BANK FEES	15.00
5/03/2021	DDO	4426	ANZ BANK	BANK FEES	3,026.05
5/03/2021	DDO	4428	ANZ BANK	BANK FEES	3,163.28
10/03/2021	DDO	4439	ANZ BANK	BANK FEES	287.62
10/03/2021	DDO	4440	ANZ BANK	BANK FEES	589.36
12/03/2021	DDO	4441	ANZ BANK	BANK FEES	219.23
12/03/2021	DDO	4443	A.N.Z. BANK - VISA CARD - SEE BELOW	CREDIT CARD PAYMENT (SEE BELOW)	10,461.20
			25.02.21 AMAZON PRIME CREDIT (JANUARY)	CREDIT FOR INCORRECT CHARGE - KRIS DAVIS	(16.29)
			25.02.21 AMAZON PRIME CREDIT (FEBRUARY)	CREDIT FOR INCORRECT CHARGE - KRIS DAVIS	(16.29)
			AMAZON PRIME - KRIS DAVIS	INCORRECT CHARGE WHICH HAS BEEN CREDITED	17.35
			APPLE - MONTHLY I CLOUD STORAGE	OLIVER DARBY	4.49
			APPLE ICLOUD	MEDIA SERVICES & STORAGE	4.49
			AUSSIE BROADBAND - MIKE ARCHER	MONTHLY NBN - MIKE ARCHER'S HOME	65.00
			AUST INST.COMPANY DIRECTORS MEMBERSHIP	RENEWAL TO 31 MARCH 2021 - MIKE ARCHER	605.00
			COLES - EMERGENCY CATERING	INCIDENT #512753	104.70
			COMFORT STYLE - ITEMS FOR BJTP CABINS	ITEMS FOR BUSSELTON JETTY TOURIST PARK C	278.00
			DOMINOS - CATERING 13.02.21	YOUTH SATURDAY NIGHT PROGRAM	100.00
			DOMINOS - CATERING 20.02.21	YOUTH SATURDAY NIGHT PROGRAM	100.00
			DOMINOS - EMERGENCY CATERING	INCIDENT # 513150	675.00
			DUXTON HOTEL - ACCOMMODATION MIKE ARCHER	RCWA MEETING- PERTH 18/02/21	238.00
			DIVER - AMENDMENT CPS 6808/1	AMENDMENT TO TERM OF CLEARING PERMIT CPS	200.00
			EVENTBRITE - RECONCILIATION AUSTRALIA	NATIONAL RAP CONFERENCE - 9-25 FEB 21 -	520.84
			FACEBOOK YOUTH SERVICES	SOCIAL MEDIA SERVICES	22.00
			FACEBOOK YOUTH SERVICES	SOCIAL MEDIA SERVICES	0.66
			FUELS OIL AND GREASE 1 AD HOC (TONY NOTTLE)	DIRECTOR FINANCE AND CORPORATE SERVICES	91.02
			KTM MOTORCYCLES BUNBURY - VOUCHER	GIFT VOUCHER- BRUCE WOOD- LEAVING GIFT -	300.00
			MESSAGE MEDIA	GLC - CUSTOMER RETENTION AND CONTACT SYS	527.30
			MONTHLY MAILCHIMP	ELECTRONIC MAIL OUT	272.06
			MOORE STEPHENS - 2021 FBT WORKSHOP	VIA ZOOM ONLINE - CLAIRE TRIGG	825.00
			MOORE STEPHENS - 2021 BUDGET WORKSHOP	PERTH - 12 MARCH 21 - CLAIRE TRIGG	990.00
			PAY PAL - SANTA TROPHIES	CHRISTMAS DECORATING COMPETITION PRIZES	31.00
			PEARLE OF CABLE BEACH - ACCOMMODATION	GRANT HENLEY 17-19 JUNE 21- RCWA MEETING	628.00
			PEARLE OF CABLE BEACH - ACCOMMODATION	GRANT HENLEY 17-19 JUNE 21- RCWA MEETING	6.59
			PEARLE OF CABLE BEACH - ACCOMMODATION	MIKE ARCHER 17-20 JUNE 21- RCWA MEETING	8.21
			PEARLE OF CABLE BEACH - ACCOMMODATION	MIKE ARCHER 17-20 JUNE 21- RCWA MEETING	782.00
			REAL ESTATE INST	REFUND OF CANCELLED TRAINING A.STRANG	(329.00)
			SAFE FIRST TRAINING- RSA ONLINE COURSE	YOUTH SERVICES - 4 PARTICIPANTS -9 FEB	196.00
			SAFE FIRST TRAINING- RSA ONLINE COURSE	YOUTH SERVICES - 3 PARTICIPANTS - 12 FEB	147.00
			SAI GLOBAL LTD - AUSTRALIAN STANDARDS	QUALITY MANAGEMENT SYSTEMS & RISK MANAGE	526.07
			SENDGRID	GLC - PHOENIX SOFTWARE MONTHLY SUBSCRIPT	20.26
			SPOTIFY - YOUTH SERVICES	MUSIC FOR YOUTH EVENTS	18.99
			SPOTLIGHT BUSSELTON	FAREWELL GIFT - NARELLE DAVIS	150.00
			THAI LEMONGRASS - COUNCIL DINNER	COUNCIL MEETING 10/02/21	400.00
			THE FLOWER PLACE - FLOWERS FOR P.R DEPT.	FOR EXCELLENT PRESENTATION OF 150 YEARS	100.00
			UPS- DELIVERY OF TRAIL COUNTER - MEELUP	UPS- SHIPMENT & CUSTOMS CHARGES	308.52
			UPS- DELIVERY OF TRAIL COUNTER - MEELUP	UPS- SHIPMENT & CUSTOMS CHARGES	13.36
			VIRGIN AUSTRALIA - FLIGHTS TO BROOME	RCWA MEETING 17 JUNE 2021 - MAYOR GRANT	314.00
			VIRGIN AUSTRALIA - FLIGHTS TO BROOME	RCWA MEETING 17 JUNE 2021 - MAYOR GRANT	3.22
			W CHURCHILL - FOOD AND BEVERAGE	RCWA MEETING 18/02/21 - MIKE ARCHER	52.00

			WESTERN GROWERS - CATERING	ELECTORS MEETING 8/02/21	495.00
			WESTERN POWER SWIS LOAD PERMIT # 242033	OVERSIZE LOAD MOVEMENT AUTHORISATION- KR	120.00
			ZOOM VIDEO CONFERENCING 31.01.21	ZOOM VIDEO CONFERENCING	83.45
			ZOOM VIDEO CONFERENCING 31.01.21	ZOOM VIDEO CONFERENCING	2.50
			ZOOM VIDEO CONFERENCING 16.02.21	ZOOM VIDEO CONFERENCING	461.84
			ZOOM VIDEO CONFERENCING 16.02.21	ZOOM VIDEO CONFERENCING	13.86
5/03/2021	DD0	4423	COMMONWEALTH BANK	BANK FEES	190.73
5/03/2021	DD0	4427	COMMONWEALTH BANK	BANK FEES	1,857.67
10/03/2021	DD0	4437	DK NICOS	REFUND OF OVERPAID RATES	682.65
10/03/2021	DD0	4429	HOBSON/YUEN	REFUND ANIMAL TRAP BONDS	200.00
10/03/2021	DD0	4430	KENNEDY	REFUND ANIMAL TRAP BONDS	100.00
1/03/2021	DD0	4415	LES MILLS ASIA PACIFIC	CONTRACT FEES	582.89
4/03/2021	DD0	4422	LES MILLS ASIA PACIFIC	CONTRACT FEES	485.74
1/03/2021	DD0	4445	MARAI/TICKEL	REFUND ANIMAL TRAP BONDS	200.00
4/03/2021	DD0	4417	MULTIPLE CREDITORS	REFUND OF OVERPAID RATES	1,065.07
4/03/2021	DD0	4419	MULTIPLE CREDITORS	REFUND OF OVERPAID RATES	310.00
4/03/2021	DD0	4420	MULTIPLE CREDITORS	REFUND OF OVERPAID RATES	1,282.30
4/03/2021	DD0	4421	MULTIPLE CREDITORS	REFUND OF OVERPAID RATES	212.00
5/03/2021	DD0	4424	MULTIPLE CREDITORS	REFUND OF OVERPAID RATES	1,882.00
10/03/2021	DD0	4431	MULTIPLE CREDITORS	REFUND OF OVERPAID RATES	1,016.00
10/03/2021	DD0	4432	MULTIPLE CREDITORS	REFUND OF OVERPAID RATES	2,507.15
10/03/2021	DD0	4433	MULTIPLE CREDITORS	REFUND OF OVERPAID RATES	273.00
12/03/2021	DD0	4442	MULTIPLE CREDITORS	REFUND OF OVERPAID RATES	2,840.73
12/03/2021	DD0	4444	MULTIPLE CREDITORS	REFUND OF OVERPAID RATES	5,197.44
1/03/2021	DD0	4446	MULTIPLE CREDITORS	REFUND OF OVERPAID RATES	615.00
4/03/2021	DD0	4418	SHEDS DOWN SOUTH	REFUND CANCELLED DA FEES	147.00
10/03/2021	DD0	4434	SOPHRON PROPERTY PTY LTD	REFUND OVERPAID DA FEES	393.00
4/03/2021	DD0	4416	SUNDRY - CHQ CREDITOR	REFUND OF FEES INGLUS/SKIPWORTH	250.65
10/03/2021	DD0	4438	WATTS/SCADDON	REFUND ANIMAL TRAP BONDS	200.00
10/03/2021	DD0	4435	WEST COAST JETTIES	REFUND WITHDRAWN DA FEES	147.00
					102,779.69

PAYROLL PAYMENTS MARCH 2021					
DATE	TYPE	REF #	NAME	DESCRIPTION	AMOUNT \$
9/03/2021	PAY JNL	PAY 9.3.21	PAY 9.3.21	CITY OF BUSSELTON	807,363.53
23/03/2021	PAY JNL	PAY 23.3.21	PAY 23.3.21	CITY OF BUSSELTON	799,566.05
					1,606,929.58

12.2 Finance Committee - 12/5/2021 - FINANCIAL ACTIVITY STATEMENTS - YEAR TO DATE AS AT 31 MARCH 2021

STRATEGIC GOAL	6. LEADERSHIP Visionary, collaborative, accountable
STRATEGIC OBJECTIVE	6.1 Governance systems, process and practices are responsible, ethical and transparent.
SUBJECT INDEX	Financial Services
BUSINESS UNIT	Financial Services
REPORTING OFFICER	Manager Financial Services - Paul Sheridan
AUTHORISING OFFICER	Director Finance and Corporate Services - Tony Nottle
NATURE OF DECISION	Executive: substantial direction setting, including adopting budgets, strategies, plans and policies (excluding local planning policies); funding, donations and sponsorships; reviewing committee recommendations
VOTING REQUIREMENT	Simple Majority
ATTACHMENTS	Attachment A Financial Activity Statement - March 2021 ↓  Attachment B Investment Report - March 2021 ↓ 

This item was considered by the Finance Committee at its meeting on 12/5/2021, the recommendations from which have been included in this report.

COUNCIL DECISION AND COMMITTEE RECOMMENDATION AND OFFICER RECOMMENDATION

C2105/103 Moved Councillor K Hick, seconded Councillor S Riccelli

That the Council receives the statutory financial activity statement reports for the period ending 31 March 2021, pursuant to Regulation 34(4) of the *Local Government (Financial Management) Regulations*.

CARRIED 9/0

EN BLOC

EXECUTIVE SUMMARY

Pursuant to Section 6.4 of the *Local Government Act 1995* (the Act) and Regulation 34(4) of the *Local Government (Financial Management) Regulations 1996* (the Regulations), a local government is to prepare, on a monthly basis, a statement of financial activity that reports on the City's financial performance in relation to its adopted / amended budget.

This report has been compiled to fulfil the statutory reporting requirements of the Act and associated Regulations, whilst also providing the Council with an overview of the City's financial performance on a year to date basis for the period ending 31 March 2021.

BACKGROUND

The Regulations detail the form and manner in which financial activity statements are to be presented to the Council on a monthly basis, and are to include the following:

- Annual budget estimates
- Budget estimates to the end of the month in which the statement relates
- Actual amounts of revenue and expenditure to the end of the month in which the statement relates
- Material variances between budget estimates and actual revenue/expenditure (including an explanation of any material variances)
- The net current assets at the end of the month to which the statement relates (including an explanation of the composition of the net current position)

Additionally, and pursuant to Regulation 34(5) of the Regulations, a local government is required to adopt a material variance reporting threshold in each financial year. At its meeting on 27 July 2020, the Council adopted (C2007/071) the following material variance reporting threshold for the 2020/21 financial year:

That pursuant to Regulation 34(5) of the Local Government (Financial Management) Regulations, the Council adopts a material variance reporting threshold with respect to financial activity statement reporting for the 2020/21 financial year as follows:

- *Variances equal to or greater than 10% of the year to date budget amount as detailed in the Income Statement by Nature and Type/Statement of Financial Activity report, however variances due to timing differences and/or seasonal adjustments are to be reported only if not to do so would present an incomplete picture of the financial performance for a particular period; and*
- *Reporting of variances only applies for amounts greater than \$25,000.*

OFFICER COMMENT

In order to fulfil statutory reporting requirements and to provide the Council with a synopsis of the City's overall financial performance on a year to date basis, the following financial reports are attached hereto:

Statement of Financial Activity

This report provides details of the City's operating revenues and expenditures on a year to date basis, by nature and type (i.e. description). The report has been further extrapolated to include details of non-cash adjustments and capital revenues and expenditures, to identify the City's net current position; which reconciles with that reflected in the associated Net Current Position report.

Net Current Position

This report provides details of the composition of the net current asset position on a full year basis, and reconciles with the net current position as per the Statement of Financial Activity.

Capital Acquisition Report

This report provides full year budget performance (by line item) in respect of the following capital expenditure activities:

- Land and Buildings
- Plant and Equipment
- Furniture and Equipment
- Infrastructure

Reserve Movements Report

This report provides summary details of transfers to and from reserve funds, and associated interest earnings on reserve funds, on a full year basis.

Additional reports and/or charts are also provided as required to further supplement the information comprised within the statutory financial reports.

Comments on Financial Activity to 31 March 2021

The Statement of Financial Activity (FAS) for the year to date (YTD) as at 31 March 2021 shows an overall Net Current Position of \$13.3M as opposed to the amended budget of \$1.3M. This represents a positive variance of \$12M YTD. This variance increased by \$4.3M from \$7.7M at the end of February.

The following table summarises the major YTD variances that appear on the face of the FAS, which, in accordance with Council's adopted material variance reporting threshold, collectively make up the above difference. Each numbered item in this lead table is explained further in the report.

Description	2020/21 Actual YTD \$	2020/21 Amended Budget YTD \$	2020/21 Amended Budget \$	2020/21 YTD Bud Variance %	2020/21 YTD Bud Variance \$	Change in Variance Current Month \$
Revenue from Ordinary Activities				2.92%	2,064,268	1,170,630
1. Operating Grants, Subsidies and Contributions	4,324,325	3,188,070	4,782,445	35.64%	1,136,255	830,730
2. Other Revenue	412,105	303,379	424,730	35.84%	108,726	(22,197)
Expenses from Ordinary Activities				6.95%	4,146,411	135,068
3. Materials & Contracts	(10,152,445)	(13,224,908)	(18,067,582)	23.23%	3,072,463	69,046
4. Other Expenditure	(1,755,413)	(2,969,736)	(5,236,779)	40.89%	1,214,323	105,797
5. Non-Operating Grants, Subsidies and Contributions	5,017,021	9,417,856	34,437,199	(46.73%)	(4,400,835)	(20,476)
Capital Revenue & (Expenditure)				16.23%	5,946,024	1,662,481
6. Land & Buildings	(3,037,740)	(5,648,417)	(17,454,059)	46.22%	2,610,677	1,833,118
Plant & Equipment	(878,385)	(2,401,258)	(2,510,340)	63.42%	1,522,873	46,954
Furniture & Equipment	(257,637)	(451,088)	(461,088)	42.89%	193,451	(28,217)
Infrastructure	(12,535,858)	(25,115,765)	(40,057,700)	50.09%	12,579,907	1,419,456
7. Proceeds from Sale of Assets	285,040	581,500	581,500	(50.98%)	(296,460)	66,646
8. Proceeds from New Loans	0	7,700,000	7,700,000	(100.00%)	(7,700,000)	0
9. Repayment of Capital Lease	(459,675)	(391,424)	(521,900)	(17.44%)	(68,251)	(123,029)
10. Advances to Community Groups	0	(200,000)	(200,000)	100.00%	200,000	0
11. Transfer to Restricted Assets	(5,155,488)	(41,256)	(62,750)	(12396.34%)	(5,114,232)	(1,948,610)
12. Transfer from Restricted Assets	2,295,526	200,000	2,807,074	1047.76%	2,095,526	625,305

10530	Community Services Administration – Parenting Leave Reimbursements	14,655	-	14,655	100.00%	13,570
Parenting leave reimbursement was not planned at the time of the development of the 20/21 budget.						
10630	Economic and Business Development Administration – Parenting Leave Reimbursements	9,059	-	9,059	100.00%	-
Parenting leave reimbursement was not planned at the time of the development of the 20/21 budget.						
Planning and Development Services		842,146	928,192	(86,046)	(10.22%)	(46,894)
10820	Strategic Planning – State Government Grants	-	37,500	(37,500)	(100.00%)	-
The variation from Strategic Planning budget (Grant \$37,500) is due to the <u>total</u> grant (\$75,000) being acquitted in two instalments: a 50% payment was received some time ago on achievement of certain project milestones to that stage in the preparation of the 'Coastal Adaptation Strategy' or CHRMAP, 'Coastal Hazard Risk Management and Adaptation Plan'. The final 50% is due to be paid to the City upon Government endorsement of the <i>final</i> CHRMAP. Preparation of this complicated and comprehensive document has been set back several times over the past 2 years due to project requirements concerning financial modelling and Government Working Group reviews et al. As such, the City has received approval to extend the anticipated completion date for the project (this has occurred several times) until September 2021 (and it may require even longer). At the moment, it is expected to report on the draft CHRMAP to OCM 24 February, then, if approved, put out for public information/comment for 2-3 months. Then will need to be finalised etc. The \$37,500 final grant payment will therefore not be paid until FY 21/22.						
10830	Environmental Management Administration – State Government Grants	18,780	-	18,780	100.00%	-
Grant received in two lots in September and December, however it was budgeted to be received in June.						
10925	Preventative Services – CLAG – State Government Grants	32,038	44,370	(12,332)	(38.49%)	-
The Department of Health contribution to the mosquito program was less than expected.						
10940	Fire Prevention DFES – Contributions	21,203	59,916	(38,713)	(182.58%)	-
The \$21K received relates to the last quarter of the 19/20 year. The half yearly reconciliation (for quarters 1 & 2 of the 20/21 year), of the CESM role with DFES remains outstanding and is in progress.						
Engineering and Works Services		1,873,891	705,444	1,168,447	62.35%	823,770
11160	Busselton Jetty – Insurance Recovered	13,770	-	13,770	100.00%	-
Payout on a claim for storm damage to Railway House.						
11162	Busselton Jetty - Underwater Observatory – Reimbursement of Utilities Charges	10,472	-	10,472	100.00%	3,600
The City recoups both electricity and sewer service charges from Busselton Jetty Inc. Due to an administrative oversight this item has not been budgeted, however there is a nil impact on the municipal net current position due to this income being put into the Jetty reserve. This offsets the costs which are also put into the reserve.						

<u>Engineering and Works Services</u>		134,207	182,134	47,927	26.3%	(29,265)
B1223	Micro Brewery – Public Ablution	60,000	120,000	60,000	50.0%	-
The City's fund contribution to the construction of these ablutions is due to be paid upon receipt of invoice from the company. Final inspection of the toilet facilities was expected late March, after which the invoice should be forthcoming.						
G0042	BTS External Restoration Works	51,153	37,503	(13,650)	(36.4%)	(29,290)
There was an unforeseen cost increase in groundwater monitoring due to a laboratory error by our third party contractor. The round of testing conducted in November included the sampling of over 50 groundwater bores, many of which reported "anomalous results". The contractor concluded that the lab had made errors in mis-labelling samples, which required re-sampling. Although the lab did not charge us for additional testing due to their error, the City incurred extra costs when it had to re-engage the contractor to re-test several dozen bores in January. The City's legal department is investigating whether compensation from the contractor can be pursued.						

5. Non-Operating Grants, Subsidies & Contributions

The negative variance of \$4.4M is mainly due to the items in the table below. It should be noted that apart from the first two items in the table (the Locke Estate Contributions variance is due to COVID hardship deferral relief), any negative variance in this area will approximately correlate to an offsetting variance in a capital project tied to these funding sources. This can be seen in the section below that outlines the capital expenditure variances. The positive variances generally relate to budget timing, i.e. the funds are usually brought to account during the end of financial year reconciliation process, so hence are budgeted in June.

Revenue Code	Revenue Code Description	Actual YTD \$	Amended Budget YTD \$	Variance YTD \$	Variance YTD %	Change in Variance Current Month \$
<u>Finance and Corporate Services</u>		46,678	56,000	(9,322)	(16.6%)	-
R0288	Locke Estate – Leaseholder Contributions	46,678	56,000	(9,322)	(16.6%)	-
<u>Community and Commercial Services</u>		-	38,851	(38,851)	(100.0%)	-
C6025	Installation of Bird Netting – State Capital Grant	-	38,851	(38,851)	(100.0%)	-
<u>Planning and Development Services</u>		10,592	-	10,592	100.0%	-
10980	Other Law, Order & Public Safety – Donated Assets	8,231	-	8,231	100.0%	8,231
B1025	Yallingup Coastal Bushfire Brigade – Donated Assets	10,592	-	10,592	100.0%	-
C3223	Dunsborough Non-Potable Water Network – Federal Capital Grant	483,655	-	483,655	100.0%	483,655
<u>Engineering and Works Services</u>		4,467,864	9,323,005	(4,855,141)	(52.1%)	(512,362)
A0025	Tuart Drive Bridge 0238 – Federal Capital Grant	-	170,330	(170,330)	(100.0%)	-
B9407	Busseton Senior Citizens – Developer Cont. Utilised	595,306	162,479	432,827	266.4%	-

B9591	Performing Arts Convention Centre – Developer Cont. Utilised	-	3,000,000	(3,000,000)	(100.0%)	-
B9999	Donated Buildings (Micro-Brewery Public Toilets)	110,000	-	110,000	100.0%	110,000
C0059	Dunsborough Yacht Club Carpark – Developer Cont.	60,000	-	60,000	100.0%	-
C1026	Townscape Works Dunsborough – State Capital Grant	10,000	-	10,000	100.0%	-
C3116	Dawson Park (McIntyre St POS) – Developer Cont.	-	77,467	(77,467)	(100.0%)	-
F1002	Dual Use Path - Dunsborough to Busselton – State Capital Grant	64,000	-	64,000	100.0%	-
F1022	Buayanyup Drain Shared Path – State Capital Grant	-	240,003	(240,003)	(100.0%)	(26,667)
S0005	Ludlow Hithergreen Road - Second Coat Seal – Main Roads Capital Grant	180,000	337,500	(157,500)	(46.7%)	(37,500)
S0048	Bussell Highway – Developer Cont. Utilised	200,000	375,003	(175,003)	(46.7%)	(41,667)
S0070	Peel & Queen Street Roundabout Service Relocation – Developer Cont. Utilised	120,000	800,000	(680,000)	(85.0%)	(250,000)
S0073	Gale Road Rural Reconstruction – Federal Capital Grant	515,811	1,029,366	(513,555)	(49.9%)	(114,374)
S0074	Causeway Road Duplication – Developer Cont. Utilised	800,000	300,000	500,000	166.7%	-
S0075	Local Road and Community Infrastructure Program – Federal Capital Grant	688,143	765,951	(77,808)	(10.2%)	(33,260)
S0076	Kaloorup Road (Stage 1) – Main Roads Direct Grant	106,800	-	106,800	100.0%	-
T0020	Capel Tutunup Road – RTR Capital Grant	-	1,070,046	(1,070,046)	(100.0%)	(118,894)
W0067	Ford Road Reconstruct and Asphalt Overlay – Main Roads Direct Grant	10,875	-	10,875	100.0%	-
W0121	Geographe Bay Road Quindalup – Developer Cont. Utilised	12,000	-	12,000	100.0%	-

6. Capital Expenditure

As at 31 March 2021, there is an underspend variance of 50.3%, or \$16.9M, in total capital expenditure, with YTD actual at \$16.7M against the YTD amended budget of \$33.6M. A portion of this positive underspend variance is offset by the negative variance in Non-Operating Grants, Contributions & Subsidies discussed above, with the remainder offset by the negative variances in Transfers From Reserves related to funds held aside for these projects. The attachments to this report include detailed listings of all capital expenditure (project) items, however the main areas of YTD variance are summarised as follows:

Cost Code	Cost Code Description	Actual YTD \$	Amended Budget YTD \$	Variance YTD \$	Variance YTD %	Change in Variance Current Month \$
<u>Land</u>		-	75,000	75,000	100.0%	25,000
10610	Property Services Administration	-	75,000	75,000	100.0%	25,000
The budget represents funds allocated for costs associated with potential strategic land purchases in the City of Busselton. To date, there have been no expenses incurred, as potential transactions have not progressed beyond informal discussions.						
<u>Buildings</u>		3,037,740	5,573,417	2,535,677	45.5%	1,808,118
B9516	Busselton Library Upgrade	588,304	603,000	14,696	2.4%	(3,729)
Library works completed. Balance of funds to be directed to fit-out items.						
B9300/1/2	Aged Housing Capital Improvements	51,489	156,400	104,911	67.1%	11,600
Budgeted works were proposed to separate power and drainage servicing Winderlup Court and Winderlup Villas. Whilst the power requirements are not triggered until the new conditional land title lots are created, the intention was to progress with this anyway. The procurement process has elicited one quotation only which, even if acceptable is unlikely to generate an invoice payable in the current financial year. As such the budgeted funds will be carried over in reserve to be utilised once appropriate contractual arrangements can be made.						
B9407	Busselton Senior Citizens	625,483	738,128	112,645	15.3%	-
Works were completed in September. The savings against budget are being reviewed for potential use on roof replacement and carpark works. Works have been re-scoped based on preliminary estimates to reduce costs of roof replacement. The tender to perform these works has now been awarded and are expected to be completed by the end of the financial year.						
B9558	Churchill Park - Change Room Refurbishment	-	21,000	21,000	100.0%	-
Works are scheduled to be completed before the end of the financial year. Procurement for roof sheeting is currently underway.						
B9591	Performing Arts Convention Centre	1,344,284	3,276,087	1,931,803	59.0%	1,805,431
Regional Growth Fund milestones are under review pending funding extension confirmation. Design contract program extension pending. Budgeted cash flow has been reviewed, with works now scheduled for commencement in June 2021.						
B9596	GLC Building Improvements	110,167	368,739	258,572	70.1%	(8,612)
Carried over works from the prior year. Works have now been completed with reconciliation of the final progress claims expected to be completed in May. Payment should follow shortly thereafter and is expected to fully utilise this budget.						

Various	Regional Airport & Industrial Park Infrastructure	194,559	725,865	531,306	73.2%	(15,071)
Bird netting has now been completed and invoices approved for payment and the car park works have been completed but not paid at the time of this report. The most significant part of the underspend relates to noise amelioration works which is funded from grant funds held in reserve. This will be partially invoiced by the end of the financial year, but depending on construction timelines, the rest will need to remain on the Airport development budget for future noise amelioration. Unspent funds will therefore remain in the reserve.						

7. Proceeds From Sale of Assets

YTD proceeds from sale of assets is \$296K behind budget due to delays in delivery of acquisitions, and the associated transfer to auction of the vehicles being replaced.

Also, aside from a significantly reduced capital replacement program in both light vehicles and heavy plant items, many existing items of plant that were due to be replaced have been retained in service to maintain operational requirements.

8. Proceeds From New Loans

\$7.5M of the budgeted proceeds of \$7.7M are related to the planned drawdown on the construction loan for the BPACC. This project has been deferred in consultation with the Federal Government. Construction is now planned to commence in July 2021. Grant funding will start to be acquitted in the second half of 2021, as will the drawdown on the borrowing facility.

The remaining \$200K of the variance is offset by advances to community groups which have not occurred at this point in time.

9. Repayment of Capital Lease

The budget was being finalised during the first COVID lockdown. As such, the timing was not set as accurately as it could have. The timing difference YTD will rectify by the end of June.

10. Advances to Community Groups

No applications have been approved to date. The \$200K positive variance is offset by the non-receipt of the associated loans funds that the City would receive for these on-lending purposes.

11. Transfer to Restricted Assets

There is a YTD variance in transfers to restricted assets of \$5.1M more than amended budget.

At the time of budgeting it is not possible to predict what grants will be received in what timeframe, nor when they will be spent and hence potentially transferred to restricted assets beforehand. The following grants, totaling \$2.3M, have been received and transferred to restricted assets for which there is no budgeted transfer and full acquittal completed:

1. Grant funding received from Federal Government for "Drought Communities Program" of \$500K (attributable to CC C3223 Dunsborough Non-Potable Water Network), was received in September and another \$200K received in March. Budget projected allocation was in June as was the anticipated expenditure, hence no necessity to budget for a transfer to restricted assets;
2. \$841K of the \$1.6M grant for the Dunsborough Lakes Sporting Fields Development was received in March;
3. \$855K 3rd instalment of the annual Roads to Recovery Grant allocation that has not been fully acquitted by YTD March.

Developer contributions, deposits and bonds are inherently hard to predict and budget for. An annual amount of \$63K spread evenly over 12 months was budgeted, however over \$2.8M has been received YTD, the bulk of which are for road works bonds (\$2.3M).

12. Transfer from Restricted Assets

YTD there has been \$2.3M transferred from restricted assets into the Municipal Account. This was mainly attributable to refunds of road work bonds of \$1.4M, refund of hall deposits of \$26K, Busselton Jetty Tourist Park deposit refunds of \$344K, \$484K spent from the first \$500K tranche of the Dunsborough Non-Potable Water Network grant, and other sundry refunds of \$46K.

The variance to YTD budget for these items is due to majority of the transfers being forecast to occur in June.

Investment Report

As at 31 March 2021, the value of the City's invested funds totalled \$82.29M up from \$81.29M as at 28 February 2021.

The balance of the 11am account (an intermediary account which offers immediate access to the funds compared to the term deposits and a higher rate of return compared to the cheque account) increased by \$1.0M to \$7.0M.

During the month of March, six term deposits totalling the amount of \$20.0M matured. Existing deposits were renewed for a further 121 days at 0.36% on average.

The official cash rate remains steady for the month of March at 0.10%. This will have a strong impact on the City's interest earnings for the foreseeable future.

Chief Executive Officer – Corporate Credit Card

Details of transactions made on the Chief Executive Officer's corporate credit card during March 2021 are provided below to ensure there is appropriate oversight and awareness.

Date	Payee	Description	\$ Amount
4/03/2021	SHELTER BREWING CO - HOSPITALITY	SOD TURNING – HILTON HOTEL DEVELOPMENT	247.50
6/03/2021	QANTAS AIRFARES PERTH - GERALDTON	ATTENDANCE AT TOURISM COUNCIL WA REGIONAL TOURISM CONFERENCE 3-5 MAY 2021 -GRANT HENLEY	414.44
16/03/2021	AUST INSTITUTE OF COMPANY DIRECTORS	*COMPANY DIRECTOR COURSE – 31 MAY 2021 - NAOMI SEARLE	7,823.00
17/03/2021	VIRGIN AIRFARES – BROOME - PERTH	BME - PER - 21 JUNE 2021 – MIKE ARCHER & KYM SULLIVAN	844.56
18/03/2021	VIRGIN AIRFARE PERTH - BROOME	ATTENDANCE AT RCAWA MEETING 19 JUNE 2021 - GRANT HENLEY	422.28
19/03/2021	HERTZ CAR HIRE BROOME	CAR HIRE - 17-20 JUNE 2021 - RCAWA MEETING – MIKE ARCHER & GRANT HENLEY	499.28
		TOTAL	\$9,751.78

*Funding from CEO's professional development allowance.

Statutory Environment

Section 6.4 of the Act and Regulation 34 of the Regulations detail the form and manner in which a local government is to prepare financial activity statements.

Relevant Plans and Policies

There are no relevant plans or policies to consider in relation to this matter.

Financial Implications

Any financial implications are detailed within the context of this report.

Stakeholder Consultation

No external stakeholder consultation was required or undertaken in relation to this matter.

Risk Assessment

An assessment of the potential implications of implementing the officer recommendation has been undertaken using the City's risk management framework, with risks assessed taking into account any controls already in place. No risks of a medium or greater level have been identified.

Options

The Statements of Financial Activity are presented in accordance with Section 6.4 of the Act and Regulation 34 of the Regulations and are to be received by Council. Council may wish to make additional resolutions as a result of having received these reports.

CONCLUSION

Budget timings remain affected by the impacts of COVID-19 and are gradually being re-aligned. As at 31 March 2021, the City's net current position stands at \$13.3M. The City's financial performance is considered satisfactory, and cash reserves remain strong.

TIMELINE FOR IMPLEMENTATION OF OFFICER RECOMMENDATION

Not applicable.

City of Busselton

Statement of Financial Activity

Year to Date As At 31 March 2021

	2020/2021 Actual YTD	2020/2021 Amended Budget YTD	2020/2021 Original Budget YTD	2020/2021 Amended Budget	2020/2021 Original Budget	2020/21 YTD Bud (A) Variance %
	\$	\$	\$	\$	\$	%
Revenue from Ordinary Activities						
Rates	52,600,950	52,586,888	52,586,888	52,759,360	52,759,360	0.03%
Operating Grants, Subsidies and Contributions	4,324,325	3,188,070	3,048,800	4,782,445	4,454,801	35.64%
Fees & Charges	14,579,755	13,696,768	14,143,218	16,398,638	16,398,638	6.45%
Other Revenue	412,105	303,379	303,379	424,730	424,730	35.84%
Interest Earnings	785,777	863,538	863,538	1,046,684	1,046,684	-9.00%
	72,702,911	70,638,643	70,945,823	75,411,857	75,084,213	2.92%
Expenses from Ordinary Activities						
Employee Costs	(23,479,781)	(24,727,554)	(24,727,554)	(33,604,206)	(33,604,206)	5.05%
Materials & Contracts	(10,152,445)	(13,224,908)	(13,963,149)	(18,067,582)	(18,710,746)	23.23%
Utilities (Gas, Electricity, Water etc)	(1,969,338)	(2,080,779)	(2,080,779)	(2,770,956)	(2,770,956)	5.36%
Depreciation on non current assets	(18,641,711)	(17,709,291)	(17,709,291)	(24,050,074)	(24,050,074)	-5.27%
Insurance Expenses	(748,617)	(760,743)	(760,743)	(770,664)	(770,664)	1.59%
Other Expenditure	(1,755,413)	(2,969,736)	(3,823,495)	(5,236,779)	(5,236,779)	40.89%
Allocations	1,244,790	1,824,085	1,824,085	2,425,700	2,425,700	31.76%
	(55,502,515)	(59,648,926)	(61,240,926)	(82,074,561)	(82,717,725)	6.95%
Borrowings Cost Expense						
Interest Expenses	(866,196)	(921,377)	(921,377)	(1,301,926)	(1,301,926)	5.99%
	(866,196)	(921,377)	(921,377)	(1,301,926)	(1,301,926)	5.99%
Non-Operating Grants, Subsidies and Contributions	5,017,021	9,417,856	8,025,132	34,437,199	29,090,854	-46.73%
Profit on Asset Disposals	(28,351)	19,193	19,193	19,193	19,193	-247.71%
Loss on Asset Disposals	(3,346)	(90,673)	(90,673)	(90,673)	(90,673)	96.31%
	4,985,324	9,346,376	7,953,652	34,365,719	29,019,374	-46.66%
Net Result	21,319,524	19,414,717	16,737,172	26,401,089	20,083,936	9.81%
Adjustments for Non-cash Revenue & Expenditure						
Depreciation	18,641,711	17,709,291	17,709,291	24,050,074	24,050,074	
Donated Assets	(128,823)	0	0	(6,873,200)	(6,597,200)	
(Profit)/Loss on Sale of Assets	31,697	71,480	71,480	71,480	71,480	
Allocations & Other Adjustments	224,384	0	0	0	0	
Deferred Pensioner Movements (Non-current)	22,403	0	0	0	0	
Recording of Employee Benefit Provisions (NC)	0	0	0	0	0	
Deposit & Bonds Movements (cash backed NC)	920,487	0	0	0	0	
Future Obligations Net Movements (NC)	2,482,969	298,915	498,915	(4,969,897)	(4,909,897)	
Capital Revenue & (Expenditure)						
Land & Buildings	(3,037,740)	(5,648,417)	(12,912,231)	(17,454,059)	(17,454,059)	46.22%
Plant & Equipment	(878,385)	(2,401,258)	(2,401,258)	(2,510,340)	(2,510,340)	63.42%
Furniture & Equipment	(257,637)	(451,088)	(353,091)	(461,088)	(461,088)	42.89%
Infrastructure	(12,535,858)	(25,115,765)	(23,667,768)	(40,057,700)	(33,943,507)	50.09%
Right of Use Assets						
Proceeds from Sale of Assets	285,040	581,500	581,500	581,500	581,500	-50.98%
Proceeds from New Loans	0	7,700,000	7,700,000	7,700,000	7,700,000	-100.00%
Self Supporting Loans - Repayment of Principal	48,922	52,717	52,717	76,082	76,082	-7.20%
Total Loan Repayments - Principal	(2,114,404)	(2,193,888)	(2,193,888)	(3,202,662)	(3,202,662)	3.62%
Repayment Capital Lease	(459,675)	(391,424)	(391,424)	(521,900)	(521,900)	-17.44%
Advances to Community Groups	0	(200,000)	(200,000)	(200,000)	(200,000)	100.00%
Transfer to Restricted Assets	(5,155,488)	(41,256)	(41,256)	(62,750)	(62,750)	-12396.34%
Transfer from Restricted Assets	2,295,526	200,000	0	2,807,074	2,747,074	1047.76%
Transfer to Reserves	(14,095,368)	(14,248,121)	(14,248,121)	(20,025,834)	(20,025,834)	1.07%
Transfer from Reserves	5,203,898	5,509,805	5,136,805	34,821,501	34,105,297	-5.55%
Opening Funds Surplus/ (Deficit)	473,794	473,793	473,793	473,794	473,794	
Net Current Position - Surplus / (Deficit)	13,286,975	1,321,001	(7,447,364)	643,164	0	

City of Busselton

Net Current Position

Year to Date As At 31 March 2021

	2020/21 Actual	2020/21 Amended Budget	2020/21 Original Budget	2019/20 Actual
	\$	\$	\$	\$
<u>NET CURRENT ASSETS</u>				
<u>CURRENT ASSETS</u>				
Cash - Unrestricted	9,002,142	1,121,325	1,121,325	1,595,119
Cash - Restricted	80,657,618	51,366,193	52,142,397	68,906,185
Sundry Debtors	1,437,600	2,000,001	2,000,000	2,122,414
Rates Outstanding - General	2,856,543	1,499,999	1,500,000	1,506,931
Stock on Hand	659,707	668,966	25,802	25,802
	<u>94,613,610</u>	<u>56,656,484</u>	<u>56,789,524</u>	<u>74,156,451</u>
<u>LESS: CURRENT LIABILITIES</u>				
Bank Overdraft	0	0	0	0
Sundry Creditors	669,017	4,647,128	4,647,127	4,776,472
Performance Bonds	3,385,963	2,465,477	2,465,476	2,465,476
	<u>4,054,980</u>	<u>7,112,605</u>	<u>7,112,603</u>	<u>7,241,948</u>
Current Position (inclusive of Restricted Funds)	90,558,630	49,543,879	49,676,921	66,914,504
Add: Cash Backed Liabilities (Deposits & Bonds)	3,385,963	2,465,477	2,465,476	2,465,476
Less: Cash - Restricted Funds	(80,657,618)	(51,366,193)	(52,142,397)	(68,906,185)
NET CURRENT ASSET POSITION	<u>13,286,975</u>	<u>643,163</u>	<u>0</u>	<u>473,794</u>

City of Busseton
Capital Acquisition Report
Property, Plant & Equipment, Infrastructure
Year to Date As At 31 March 2021

Description	2020/21 Actual YTD	2020/21 Amended Budget YTD	2020/21 Original Budget YTD	2020/21 Amended Budget	2020/21 Original Budget	2020/21 Budget YTD Variance
	\$	\$	\$	\$	\$	%
>> Property, Plant & Equipment						
Land						
10610 Property Services Administration	0	75,000	75,000	150,000	150,000	-100.00%
	0	75,000	75,000	150,000	150,000	-100.00%
Buildings						
Major Projects						
Major Project - Library Expansion						
B9516 Busseton Library Upgrade	588,304	603,000	603,000	608,000	608,000	-2.44%
	588,304	603,000	603,000	608,000	608,000	-2.44%
Major Project - Administration Building						
B9010 Civic and Administration Centre Minor Upgrades	6,355	5,436	5,436	7,248	7,248	16.91%
	6,355	5,436	5,436	7,248	7,248	16.91%
Buildings (Other)						
B9300 Aged Housing Capital Improvements - Winderup	0	59,400	59,400	80,000	80,000	-100.00%
B9301 Aged Housing Capital Improvements - Harris Road	51,489	45,000	45,000	60,000	60,000	14.42%
B9302 Aged Housing Capital Improvements - Winderup Court (City)	0	52,000	52,000	52,000	52,000	-100.00%
B9407 Busseton Senior Citizens	625,483	738,128	594,218	738,128	738,128	-15.26%
B9534 Community Resource Centre	5,750	0	0	50,000	50,000	0.00%
B9556 NCC Upgrade	187	0	0	130,000	130,000	0.00%
B9558 Churchill Park - Change Room Refurbishment	0	21,000	21,000	21,000	21,000	-100.00%
B9591 Performing Arts Convention Centre	1,344,284	3,276,087	10,683,811	14,246,200	14,246,200	-58.97%
B9596 GLC Building Improvements	110,167	368,739	368,739	491,657	491,657	-70.12%
B9605 Energy Efficiency Initiatives (Various Buildings)	750	0	0	103,000	103,000	0.00%
B9606 King Street Toilets	47,781	34,524	34,524	46,026	46,026	38.40%
B9607 General Buildings Asset Renewal Allocation (Various Building)	100,598	112,500	112,500	150,000	150,000	-10.58%
B9608 Demolition Allocation (Various Buildings)	2,011	12,500	12,500	25,000	25,000	-83.91%
B9610 Old Butter Factory	131,549	0	0	0	0	0.00%
B9611 Smiths Beach New Public Toilet	2,456	0	0	200,000	200,000	0.00%
B9612 Churchill Park Renew Sports Lights	81	140,000	140,000	140,000	140,000	-99.94%
B9613 GLC CCTV Installation	16,895	18,000	18,000	18,000	18,000	-6.14%
B9711 Busseton Airport - Building	0	15,000	15,000	15,000	15,000	-100.00%
B9717 Airport Construction, Existing Terminal Upgrade	0	32,103	32,103	42,800	42,800	-100.00%
B9809 Busseton Jetty Tourist Park Compliance Works	3,600	40,000	40,000	80,000	80,000	-91.00%
	2,443,080	4,964,981	12,228,795	16,688,811	16,688,811	-50.79%
Total Buildings	3,037,740	5,573,417	12,837,231	17,304,059	17,304,059	-45.50%
Plant & Equipment						
10100 Finance & Corporate Services Support	50,965	50,000	50,000	50,000	50,000	1.93%
10372 Dunsborough Cemetery	0	20,000	20,000	20,000	20,000	-100.00%
10810 Statutory Planning	33,390	35,000	35,000	35,000	35,000	-4.60%
10920 Environmental Health Services Administration	33,820	35,000	35,000	35,000	35,000	-3.37%
10950 Animal Control	52,228	50,000	50,000	50,000	50,000	4.46%
10980 Other Law, Order & Public Safety	52,228	50,000	50,000	50,000	50,000	4.46%
11106 Street Lighting Installations	17,300	0	0	0	0	0.00%
11151 Airport Operations	38,845	40,000	40,000	40,000	40,000	-2.89%
11156 Airport Development Operations	172,865	212,328	212,328	283,100	283,100	-18.59%
11160 Busseton Jetty	12,455	15,000	15,000	15,000	15,000	-16.97%
11162 Busseton Jetty - Underwater Observatory	17,523	0	0	0	0	0.00%
11401 Transport - Workshop	10,410	30,000	30,000	30,000	30,000	-65.30%
11402 Plant Purchases (P10)	321,201	1,420,000	1,420,000	1,420,000	1,420,000	-77.38%

City of Busseton
Capital Acquisition Report
Property, Plant & Equipment, Infrastructure
Year to Date As At 31 March 2021

Description	2020/21 Actual YTD	2020/21 Amended Budget YTD	2020/21 Original Budget YTD	2020/21 Amended Budget	2020/21 Original Budget	2020/21 Budget YTD Variance
	\$	\$	\$	\$	\$	%
11403 Plant Purchases (P11)	46,995	197,500	197,500	205,000	205,000	-76.21%
11404 Plant Purchases (P12)	0	114,000	114,000	114,000	114,000	-100.00%
11406 Plant Purchases (P14)	18,160	17,433	17,433	23,240	23,240	4.17%
11407 P&E - P&G Smart Technologies	0	74,997	74,997	100,000	100,000	-100.00%
11500 Operations Services Administration	0	40,000	40,000	40,000	40,000	-100.00%
B1025 Yallingup Coastal Bushfire Brigade	0	0	0	0	0	0.00%
	878,385	2,401,258	2,401,258	2,510,340	2,510,340	-63.42%
Furniture & Office Equipment						
10250 Information & Communication Technology Services	211,802	407,088	309,091	407,088	407,088	-47.97%
10590 Naturaliste Community Centre	11,075	9,000	9,000	12,000	12,000	23.05%
10591 Geographe Leisure Centre	19,760	20,000	20,000	20,000	20,000	-1.20%
10625 Art Geo Administration	10,000	10,000	10,000	10,000	10,000	0.00%
10900 Cultural Planning	5,000	5,000	5,000	12,000	12,000	0.00%
10980 Other Law, Order & Public Safety	0	0	0	0	0	0.00%
	257,637	451,088	353,091	461,088	461,088	-42.89%
Sub-Total Property, Plant & Equipment	4,173,762	8,500,763	15,666,580	20,425,487	20,425,487	-50.90%
>> Infrastructure						
Roads						
S0005 Ludlow Hithergreen Road - Second Coat Seal	538,756	506,259	506,259	675,000	675,000	6.42%
S0048 Bussell Highway	82,093	562,482	562,482	750,000	750,000	-85.41%
S0070 Peel & Queen Street Roundabout Service Relocation	81,866	1,087,500	337,500	1,200,000	450,000	-92.47%
S0072 Kaloorup Road - Reconstruct and Seal Shoulders	184,563	307,503	307,503	410,000	410,000	-39.98%
S0073 Gale Road Rural Reconstruction	13,125	1,077,750	1,077,750	1,437,000	1,437,000	-98.78%
S0074 Causeway Road Duplication	2,465,864	2,161,003	2,161,003	2,286,000	2,286,000	14.11%
S0075 Local Road and Community Infrastructure Program	655,951	765,951	721,404	1,006,417	961,870	-14.36%
S0076 Kaloorup Road (Stage 1)	33,057	267,000	0	400,500	0	-87.62%
S0321 Yoongarillup Road - Second Coat Seal	581	104,256	104,256	139,000	139,000	-99.44%
S0323 Piggot Road - Second Coat Seal	0	9,747	9,747	13,000	13,000	-100.00%
S0328 Wonnerup South Road Second Coat Seal	446	54,000	54,000	72,000	72,000	-99.17%
S0329 Georgetown Street Reconstruction	109	105,021	105,021	140,000	140,000	-99.90%
S0330 Hakea Way Asphalt Overlay	16,089	63,675	63,675	85,000	85,000	-74.73%
T0019 Wonnerup South Road - Reconstruct and Widening (narrow seal)	348,029	448,000	0	448,000	0	-22.31%
T0020 Capel Tutunup Road	143,956	1,136,259	1,136,259	1,515,000	1,515,000	-87.33%
T0021 Forrest Beach Road	497	0	0	0	0	0.00%
T0086 Yoongarillup Road - Reconstruct & Widen (Western Section)	339,939	319,428	319,428	425,917	425,917	6.42%
V0002 Eastern Link - Busseton Traffic Study	412,622	541,750	541,750	541,750	541,750	-23.84%
V0006 Eastern Link - Causeway Road Service Relocations	247,011	200,000	200,000	200,000	200,000	23.51%
W0015 Gale Road - Reconstruction (50% Council)	35,995	22,500	22,500	30,000	30,000	59.98%
W0032 Chamber Road	17,528	18,036	18,036	24,000	24,000	-2.82%
W0044 Brash Road Yallingup	52,495	41,256	41,256	55,000	55,000	27.24%
W0067 Ford Road Reconstruct and Asphalt Overlay	246	70,000	70,000	75,600	75,600	-99.65%
W0108 Yelverton Road	143	87,039	87,039	116,000	116,000	-99.84%
W0114 Wonnerup South Road - Reconstruct and Widening (narrow seal)	751	0	0	0	0	0.00%
W0121 Geographe Bay Road Quindalup	936,991	612,515	547,515	990,000	730,000	52.97%
W0176 Signage (Alternate CBD Entry)	18,883	16,000	16,000	16,000	16,000	18.02%
W0201 McDonald Rd Gravel Resheet Silk 1.40 - 2.49	55,350	43,506	43,506	58,000	58,000	27.22%
W0231 Carey Street - Asphalt Overlay & Kerb	187,164	141,885	141,885	189,179	189,179	31.91%
W0232 Stanley Street - Asphalt Overlay, Kerbing & Parking	0	110,295	110,295	147,000	147,000	-100.00%
W0240 Metricup Yelverton Road - Gravel Resheet	58,908	37,467	37,467	50,000	50,000	57.23%
W0243 Alfred Road - Gravel Resheet	45,785	37,467	37,467	50,000	50,000	22.20%
W0244 Koorabin Drive - Reconstruction & Intersection	2,660	108,000	108,000	144,000	144,000	-97.54%
W0246 Barnard Park East Foreshore Stage 2 Capital Works	0	203,000	203,000	203,000	203,000	-100.00%
W0247 Harvest Road Asphalt Overlay Kerb & Footpath	178,589	240,003	240,003	320,000	320,000	-25.59%
W0248 Boyle Street Asphalt Overlay	100,702	90,000	90,000	120,000	120,000	11.89%
W0249 Chloe Court Asphalt Overlay	97,602	90,000	90,000	120,000	120,000	8.45%
W0253 Egret Close Asphalt Overlay	46,855	48,753	48,753	65,000	65,000	-3.89%
W0254 Bird Crescent Asphalt Overlay	98	10,494	10,494	14,000	14,000	-99.07%
W0255 Donnelly Court Reseal	1,411	22,473	22,473	30,000	30,000	-93.72%
W0258 Jingarie Place Reconstruction	647	52,497	52,497	70,000	70,000	-98.77%

City of Bussetton
Capital Acquisition Report
Property, Plant & Equipment, Infrastructure
Year to Date As At 31 March 2021

Description	2020/21 Actual YTD	2020/21 Amended Budget YTD	2020/21 Original Budget YTD	2020/21 Amended Budget	2020/21 Original Budget	2020/21 Budget YTD Variance
	\$	\$	\$	\$	\$	%
W0259 Clinker Drive Roundabout Reconstruction	90	11,295	11,295	15,000	15,000	-99.20%
W0260 Sanson Road Resheet	6,984	9,036	9,036	12,000	12,000	-22.71%
W0261 Treemartin Road Resheet	30,982	21,006	21,006	28,000	28,000	47.49%
W0262 Yallingup Siding Road Resheet	49,612	39,744	39,744	53,000	53,000	24.83%
W0263 Marybrook Road Resheet	17,798	18,036	18,036	24,000	24,000	-1.32%
W0264 Caves Road - Median Crossing	780	18,378	18,378	24,500	24,500	-95.76%
W0265 Seascope Rise - Road Safety Upgrade	6,688	176,247	176,247	235,000	235,000	-96.21%
W0266 Layman Road Pull Over Bay	0	22,500	22,500	30,000	30,000	-100.00%
W0267 Road Safety Signage Infrastructure	21,079	117,985	0	117,985	0	-82.13%
	7,537,368	12,254,997	10,562,465	15,170,848	13,149,816	-38.50%
Bridges						
A0014 Bussett Highway - 0241	0	558,000	558,000	744,000	744,000	-100.00%
A0022 Yallingup Beach Road Bridge - 3347	0	524,997	524,997	700,000	700,000	-100.00%
A0023 Kaloorup Road Bridge - 3381	0	0	103,500	936,000	138,000	0.00%
A0024 Boallia Road Bridge - 4854	0	0	103,500	1,009,000	138,000	0.00%
A0025 Tuart Drive Bridge 0238	0	0	0	3,010,989	567,000	0.00%
	0	1,082,997	1,289,997	6,399,989	2,287,000	-100.00%
Car Parks						
C0043 Administration Building Carpark	0	75,000	75,000	100,000	100,000	-100.00%
C0044 Meelup Coastal Nodes - Carpark upgrade	21,648	15,444	15,444	20,595	20,595	40.17%
C0050 Forth Street Groyne Carpark - Formalise and Seal	2,080	40,950	40,950	54,600	54,600	-94.92%
C0051 Vasse Oval Gravel Car Parking - Dawson (Eastern Side)	2,205	150,003	150,003	200,000	200,000	-98.53%
C0052 Vasse Kaloorup Oval Carpark Development	51,625	40,707	40,707	54,270	54,270	26.82%
C0053 Car Parking - Rear of Hotel Site 1	459,671	391,860	391,860	522,480	522,480	17.30%
C0054 Barnard East Car Parking	0	59,049	59,049	78,730	78,730	-100.00%
C0055 Barnard Park East Foreshore Car Parking	14,805	180,000	180,000	310,000	310,000	-91.78%
C0057 Baudin Memorial Carpark	0	63,027	63,027	84,000	84,000	-100.00%
C0058 Eagle Bay Carpark	118,503	63,027	63,027	84,000	84,000	88.02%
C0059 Dunsborough Yacht Club Carpark	91,322	160,000	160,000	160,000	160,000	-42.92%
C0060 King Street Carpark Reconstruction	192,686	186,860	140,000	186,860	140,000	3.12%
	954,545	1,425,927	1,379,067	1,855,535	1,808,675	-33.06%
Footpath and Cycleways						
F0002 Bussett Highway - Novacare link to Broadwater Shops	16,153	15,000	15,000	15,000	15,000	7.69%
F0066 Bussett Highway Footpath Sections	1,177	143,000	143,000	143,000	143,000	-99.18%
F0067 Beach Road Dunsborough Footpath	3,817	154,503	154,503	206,000	206,000	-97.53%
F0084 Thompson Way - New Path	1,079	5,886	5,886	7,848	7,848	-81.67%
F0089 Barnard East Footpaths	2,178	68,427	68,427	91,240	91,240	-96.82%
F0090 DAIP - Disability Access	0	18,495	18,495	24,657	24,657	-100.00%
F0092 Acorn Place	17,046	30,006	30,006	40,000	40,000	-43.19%
F0093 Webb Street	50,704	34,155	34,155	45,500	45,500	48.45%
F0094 Georgette Street	0	23,634	23,634	31,500	31,500	-100.00%
F0095 Fern Road	7,446	33,759	33,759	45,000	45,000	-77.94%
F0096 Stanley Place	218	7,506	7,506	10,000	10,000	-97.10%
F0098 Dunsborough Centennial Park Project	0	74,997	74,997	100,000	100,000	-100.00%
F0100 Micro Brewery - Footpath and Landscaping	129,140	0	0	170,000	170,000	0.00%
F0101 Yalyalup Pump Track & Temporary Toilet	0	0	0	150,000	150,000	0.00%
F1005 End of Trip Facilities for Cyclists	7,201	20,000	20,000	20,000	20,000	-64.00%
F1022 Buayanup Drain Shared Path	4,668	479,997	479,997	640,000	640,000	-99.03%
	240,827	1,109,365	1,109,365	1,739,745	1,739,745	-78.29%
Parks, Gardens and Reserves						
C1012 Townscape Street Furniture Replacement - Bussettton	6,138	7,497	7,497	10,000	10,000	-18.13%
C1026 Townscape Works Dunsborough	4,495	112,500	112,500	150,000	150,000	-96.00%
C1511 RBFS Various Grant Applications	26,270	37,500	37,500	50,000	50,000	-29.95%
C1604 Pioneer Cemetery Infrastructure Upgrades	0	41,125	41,125	41,125	41,125	-100.00%
C1605 Bussettton Cemetery Infrastructure Upgrades	6,486	69,997	69,997	80,000	80,000	-90.73%
C1609 Pioneer Cemetery - Implement Conservation Plan	4,127	15,003	15,003	20,000	20,000	-72.50%
C1753 Eagle Bay Viewing Platform	0	27,500	27,500	95,458	95,458	-100.00%
C1760 King Street Reserve - Park Upgrade (Coastal Node)	53,980	35,685	35,685	47,582	47,582	51.27%
C2006 Depot Washdown Facility Upgrades	0	61,875	61,875	82,500	82,500	-100.00%
C2504 Groyne Construction	44,270	38,628	38,628	51,500	51,500	14.61%
C2512 Sand Re-Nourishment	60,128	93,375	93,375	124,500	124,500	-35.61%
C2520 Coastal Protection Works	21,607	33,750	33,750	45,000	45,000	-35.98%

City of Busselton
Capital Acquisition Report
Property, Plant & Equipment, Infrastructure
Year to Date As At 31 March 2021

Description	2020/21 Actual YTD	2020/21 Amended Budget YTD	2020/21 Original Budget YTD	2020/21 Amended Budget	2020/21 Original Budget	2020/21 Budget YTD Variance
	\$	\$	\$	\$	\$	%
C2526 Baudin/ Wonnerup Groynes	28,558	0	0	25,000	25,000	0.00%
C2527 Storm Damage Renewal of Infrastructure	0	27,819	27,819	37,090	37,090	-100.00%
C2528 Craig Street Groyne and Sea Wall	77,005	660,000	660,000	660,000	660,000	-88.33%
C3006 Playgrounds General - Replacement of playground equipment	7,727	18,747	18,747	25,000	25,000	-58.78%
C3007 Park Furniture Replacement - Replace aged & unsafe Equip	0	18,756	18,756	25,000	25,000	-100.00%
C3048 BBQ Placement and Replacement	15,115	15,000	15,000	15,000	15,000	0.77%
C3055 Cape Rise Development	136	0	0	0	0	0.00%
C3094 Busselton Foreshore - Stage 3	2,681	54,077	54,077	55,436	55,436	-95.04%
C3103 Youth Skate Park	4,768	11,250	11,250	15,000	15,000	-57.62%
C3112 Busselton Foreshore - Exercise Equipment	217,650	217,650	217,650	217,650	217,650	0.00%
C3113 Busselton Tennis Club - Infrastructure	33,802	35,802	35,802	47,739	47,739	-5.59%
C3116 Dawson Park (Mcintyre St Pos)	1,780	187,467	110,000	187,467	110,000	-99.05%
C3122 Rails to Trails - Continuation of Implementation Plan	27,766	74,997	74,997	100,000	100,000	-62.98%
C3136 Vasse Oval Kaloorup - Grassing of Existing Oval	15,938	22,500	22,500	30,000	30,000	-29.17%
C3145 Churchill Park	102,439	164,997	164,997	220,000	220,000	-37.91%
C3166 Vasse River Foreshore - Bridge to Bridge	10,343	20,997	20,997	28,000	28,000	-50.74%
C3186 Lou Weston Oval - Courts	511,193	380,736	380,736	507,650	507,650	34.26%
C3187 Port Geographe Reticulation Upgrades	55	47,297	47,297	47,297	47,297	-99.88%
C3189 Possum Park Barnard East Upgrade	976	30,000	30,000	30,000	30,000	-96.75%
C3194 Meelup Regional Park - Capital Projects	47,125	64,134	64,134	85,509	85,509	-26.52%
C3198 Vasse SAR Area General Improvements to the Area	34,555	37,503	37,503	50,000	50,000	-7.86%
C3200 Provenance SAR Area General Improvements to the Area	96,225	112,503	112,503	125,000	125,000	-14.47%
C3202 Port Geographe Street Light Replacement	6,490	62,253	62,253	82,994	82,994	-89.57%
C3203 Port Geographe General Improvements/ Foreshore	2,355	26,253	26,253	35,000	35,000	-91.03%
C3206 Landscaping - Old Busselton Tennis Club Site	368,420	277,137	277,137	369,520	369,520	32.94%
C3207 Barnard East Underground Power	6,996	123,975	123,975	165,297	165,297	-94.36%
C3208 Barnard East Landscaping	195,056	180,000	180,000	240,000	240,000	8.36%
C3210 McBride Park - POS Upgrade	4,444	32,538	32,538	32,538	32,538	-86.34%
C3211 Tullloh St (Geographe Bay Road) - POS Upgrade	1,531	90,332	90,332	90,332	90,332	-98.31%
C3212 Siesta Park -Beach Access - POS Upgrade	724	13,379	13,379	13,379	13,379	-94.59%
C3213 Cabarita Road - POS Upgrade	72	28,141	100,000	28,141	100,000	-99.74%
C3214 Kingsford Road - POS Upgrade	1,829	154,375	154,375	154,375	154,375	-98.82%
C3215 Monash Way - POS Upgrade	1,701	167,174	167,174	167,174	167,174	-98.98%
C3216 Wagon Road - POS Upgrade	1,701	167,174	167,174	167,174	167,174	-98.98%
C3217 Limestone Quarry - POS Upgrade	1,701	167,174	167,174	167,174	167,174	-98.98%
C3218 Dolphin Road - POS Upgrade	1,761	91,000	91,000	91,000	91,000	-98.06%
C3219 Kingfish/ Costello - POS Upgrade	1,752	91,000	91,000	91,000	91,000	-98.07%
C3220 Quindalup Old Tennis Courts Site - POS Upgrade	1,654	53,283	53,283	53,283	53,283	-96.90%
C3222 King St Reserve Park - POS Upgrade	147,167	110,511	110,511	147,348	147,348	33.17%
C3223 Dunsborough Non-Potable Water Network	483,655	0	0	2,000,000	2,000,000	0.00%
C3224 Dunsborough Nature Based Playground	0	0	0	40,000	40,000	0.00%
C3225 Dunsborough Lakes Sporting Precinct (Stage 1)	22,152	1,503,999	1,503,999	2,288,000	2,288,000	-98.53%
C3226 Mitchell Park Upgrade	38,950	525,000	525,000	872,704	820,000	-92.58%
C3227 Barnard Park East Foreshore Landscaping	123,958	280,000	280,000	280,000	280,000	-55.73%
C3228 General Works - Replacement of Capital Items	0	30,000	30,000	30,000	30,000	-100.00%
C3232 Irrigation Renewal	0	29,997	29,997	40,000	40,000	-100.00%
C3235 Eastern Link Landscaping	82,765	150,003	150,003	200,000	200,000	-44.82%
C3236 Dunsborough Foreshore Lighting	735	37,503	37,503	50,000	50,000	-98.04%
C3237 King Street Landscaping Stage 2	49,019	62,997	47,997	79,000	64,000	-22.19%
C3238 Vasse River - General Upgrade	0	100,000	100,000	100,000	100,000	-100.00%
C3451 Aged Housing Infrastructure (Upgrade)	3,773	9,180	9,180	12,250	12,250	-58.91%
C3479 Vidler Road Waste Site Capital Improvements	11,376	0	0	50,000	50,000	0.00%
C3481 Transfer Station Development	18,206	112,500	112,500	150,000	150,000	-83.82%
C3485 Site Rehabilitation - Busselton	191,946	749,997	749,997	1,000,000	1,000,000	-74.41%
C3489 Liquid Waste Pond Renewal Works	0	37,503	37,503	50,000	50,000	-100.00%
C3497 Busselton Jetty - Capital Expenditure	365,110	200,000	200,000	870,000	870,000	82.56%
	3,600,339	8,441,045	8,420,437	13,539,186	13,465,874	-57.35%
Drainage						
D0009 Busselton LIA - Geocatch Drain Partnership WSUD Improvements	324	22,500	22,500	30,000	30,000	-98.56%
D0020 Glenmeer Ramble Drainage Upgrade	7,896	38,025	38,025	50,700	50,700	-79.23%
D0021 Chugg Road Drainage Upgrade	0	15,044	15,044	15,044	15,044	-100.00%
	8,220	75,569	75,569	95,744	95,744	-89.12%
Airport Industrial Parks						
C6025 Installation of Bird Netting	29,675	58,275	58,275	77,703	77,703	-49.08%

City of Busseton
Capital Acquisition Report
Property, Plant & Equipment, Infrastructure
Year to Date As At 31 March 2021

Description	2020/21 Actual YTD	2020/21 Amended Budget YTD	2020/21 Original Budget YTD	2020/21 Amended Budget	2020/21 Original Budget	2020/21 Budget YTD Variance
	\$	\$	\$	\$	\$	%
C6026 Airport Car Park Reseal	75,127	57,537	57,537	76,700	76,700	30.57%
C6087 Airport Construction Stage 2, Landside Civils & Services Inf	11,382	74,997	74,997	100,000	100,000	-84.82%
C6091 Airport Construction Stage 2, Noise Management Plan	0	433,230	433,230	866,500	866,500	-100.00%
C6092 Airport Construction Stage 2, Airfield	19,422	14,940	14,940	19,900	19,900	30.00%
C6099 Airport Development - Project Expenses	58,954	86,886	191,889	115,850	255,850	-32.15%
	194,559	725,865	830,868	1,256,653	1,396,653	-73.20%
Sub-Total Infrastructure	12,535,858	25,115,765	23,667,768	40,057,700	33,943,507	-50.09%
Grand Total - Capital Acquisitions	16,709,621	33,616,528	39,334,348	60,483,187	54,368,994	
Infrastructure by class						
Infrastructure (WIP)	0	0	0	0	0	0.00%
Roads	7,537,368	12,254,997	10,562,465	18,170,848	16,149,816	-38.50%
Bridges	0	1,082,997	1,289,997	6,675,989	2,287,000	-100.00%
Car Parks	954,545	1,425,927	1,379,067	1,855,535	1,808,675	-33.06%
Footpaths & Cycleways	240,827	1,109,365	1,109,365	2,239,745	2,239,745	-78.29%
Parks, Gardens & Reserves	3,600,339	8,441,045	8,420,437	15,039,186	14,965,874	-57.35%
Drainage	8,220	75,569	75,569	1,595,745	1,595,745	-89.12%
Regional Airport & Industrial Park Infrastructure	194,559	725,865	830,868	1,256,653	1,396,653	-73.20%
Less : Donated Assets				0	0	0.00%
Total Infrastructure Actual by class	12,535,858	25,115,765	23,667,768	46,833,701	40,443,508	-50.09%

City of Busselton
Reserves Movement Report
For The Period Ending 28 February 2021

	2020/2021 Actual YTD	2020/2021 Amended Budget YTD	2020/2021 Original Budget YTD	2020/2021 Amended Budget	2020/2021 Original Budget	2019/2020 Actual
	\$	\$	\$	\$	\$	\$
100 Airport Infrastructure Renewal and Replacement Reserve						
Accumulated Reserves at Start of Year	1,712,272.40	1,712,272.40	1,712,272.40	1,712,272.40	1,712,272.40	1,821,552.89
Interest transfer to Reserves	8,945.08	13,995.00	13,995.00	18,660.00	18,660.00	28,582.65
Transfer from Muni	1,377.68	1,576.71	1,576.71	1,576.71	1,576.71	0.00
Transfer to Muni	0.00	(64,000.00)	(26,000.00)	(288,364.00)	(288,364.00)	(137,863.14)
	<u>1,722,595.16</u>	<u>1,663,844.11</u>	<u>1,701,844.11</u>	<u>1,444,145.11</u>	<u>1,444,145.11</u>	<u>1,712,272.40</u>
136 Airport Marketing and Incentive Reserve						
Accumulated Reserves at Start of Year	4,073,790.64	4,073,790.64	4,073,790.64	4,073,790.64	4,073,790.64	3,396,150.77
Interest transfer to Reserves	22,546.83	33,300.00	33,300.00	44,401.00	44,401.00	58,291.83
Transfer from Muni	156,357.00	156,357.00	156,357.00	328,471.00	328,471.00	619,348.04
Transfer to Muni	0.00	0.00	0.00	(1,180,572.00)	(1,180,572.00)	0.00
	<u>4,252,694.47</u>	<u>4,263,447.64</u>	<u>4,263,447.64</u>	<u>3,266,090.64</u>	<u>3,266,090.64</u>	<u>4,073,790.64</u>
143 Airport Noise Mitigation Reserve						
Accumulated Reserves at Start of Year	904,896.43	904,896.43	904,896.43	904,896.43	904,896.43	890,709.89
Interest transfer to Reserves	4,788.96	7,398.00	7,398.00	9,864.00	9,864.00	14,186.54
Transfer to Muni	0.00	0.00	0.00	(866,500.00)	(866,500.00)	0.00
	<u>909,685.39</u>	<u>912,294.43</u>	<u>912,294.43</u>	<u>48,260.43</u>	<u>48,260.43</u>	<u>904,896.43</u>
147 Airport Development Reserve						
Accumulated Reserves at Start of Year	1,576.71	1,576.71	1,576.71	1,576.71	1,576.71	0.00
Interest transfer to Reserves	(199.03)	0.00	0.00	0.00	0.00	1,576.63
Transfer from Muni	0.00	0.00	0.00	0.00	0.00	165,882.00
Transfer to Muni	(1,377.68)	(1,576.71)	(1,576.71)	(1,576.71)	(1,576.71)	(165,881.92)
	<u>0.00</u>	<u>0.00</u>	<u>0.00</u>	<u>0.00</u>	<u>0.00</u>	<u>1,576.71</u>
148 Airport Existing Terminal Building Reserve						
Accumulated Reserves at Start of Year	122,795.41	122,795.41	122,795.41	122,795.41	122,795.41	39,882.21
Interest transfer to Reserves	989.16	1,008.00	1,008.00	1,344.00	1,344.00	635.20
Transfer from Muni	61,713.00	61,713.00	61,713.00	82,278.00	82,278.00	82,278.00
	<u>185,497.57</u>	<u>185,516.41</u>	<u>185,516.41</u>	<u>206,417.41</u>	<u>206,417.41</u>	<u>122,795.41</u>
106 Building Asset Renewal Reserve - General Buildings						
Accumulated Reserves at Start of Year	1,483,242.45	1,483,242.45	1,483,242.45	1,483,242.45	1,483,242.45	1,725,055.66
Interest transfer to Reserves	7,947.58	12,123.00	12,123.00	16,164.00	16,164.00	32,703.18
Transfer from Muni	545,364.00	545,364.00	545,364.00	1,037,148.00	1,037,148.00	727,148.00
Transfer to Muni	(260,000.00)	0.00	0.00	(1,071,026.00)	(1,071,026.00)	(1,001,664.39)
	<u>1,776,554.03</u>	<u>2,040,729.45</u>	<u>2,040,729.45</u>	<u>1,465,528.45</u>	<u>1,465,528.45</u>	<u>1,483,242.45</u>
404 Barnard Park Sports Pavilion Building Reserve						
Accumulated Reserves at Start of Year	41,352.43	41,352.43	41,352.43	41,352.43	41,352.43	10,666.20
Interest transfer to Reserves	306.79	342.00	342.00	456.00	456.00	460.23
Transfer from Muni	22,671.00	22,671.00	22,671.00	30,226.00	30,226.00	30,226.00
	<u>64,330.22</u>	<u>64,365.43</u>	<u>64,365.43</u>	<u>72,034.43</u>	<u>72,034.43</u>	<u>41,352.43</u>
405 Railway House Building Reserve						
Accumulated Reserves at Start of Year	36,854.54	36,854.54	36,854.54	36,854.54	36,854.54	16,761.18
Interest transfer to Reserves	252.16	297.00	297.00	396.00	396.00	458.36
Transfer from Muni	14,724.00	14,724.00	14,724.00	19,635.00	19,635.00	19,635.00
	<u>51,830.70</u>	<u>51,875.54</u>	<u>51,875.54</u>	<u>56,885.54</u>	<u>56,885.54</u>	<u>36,854.54</u>

City of Busselton
Reserves Movement Report
For The Period Ending 28 February 2021

	2020/2021 Actual YTD	2020/2021 Amended Budget YTD	2020/2021 Original Budget YTD	2020/2021 Amended Budget	2020/2021 Original Budget	2019/2020 Actual
	\$	\$	\$	\$	\$	\$
406 Youth and Community Activities Building Reserve						
Accumulated Reserves at Start of Year	80,356.10	80,356.10	80,356.10	80,356.10	80,356.10	45,712.30
Interest transfer to Reserves	536.27	657.00	657.00	876.00	876.00	1,148.35
Transfer from Muni	32,130.00	32,130.00	32,130.00	42,840.00	42,840.00	42,840.00
Transfer to Muni	0.00	0.00	0.00	0.00	0.00	(9,344.55)
	<u>113,022.37</u>	<u>113,143.10</u>	<u>113,143.10</u>	<u>124,072.10</u>	<u>124,072.10</u>	<u>80,356.10</u>
407 Busselton Library Building Reserve						
Accumulated Reserves at Start of Year	111,021.85	111,021.85	111,021.85	111,021.85	111,021.85	85,071.29
Interest transfer to Reserves	291.57	909.00	909.00	1,212.00	1,212.00	1,716.82
Transfer from Muni	34,272.00	34,272.00	34,272.00	45,696.00	45,696.00	45,696.00
Transfer to Muni	(100,000.00)	(100,000.00)	(100,000.00)	(105,000.00)	(105,000.00)	(21,462.26)
	<u>45,585.42</u>	<u>46,202.85</u>	<u>46,202.85</u>	<u>52,929.85</u>	<u>52,929.85</u>	<u>111,021.85</u>
131 Busselton Community Resource Centre Reserve						
Accumulated Reserves at Start of Year	272,693.17	272,693.17	272,693.17	272,693.17	272,693.17	190,875.82
Interest transfer to Reserves	1,692.77	2,232.00	2,232.00	2,976.00	2,976.00	3,791.98
Transfer from Muni	64,800.00	64,800.00	64,800.00	86,394.00	86,394.00	81,752.64
Transfer to Muni	0.00	0.00	0.00	(50,000.00)	(50,000.00)	(3,727.27)
	<u>339,185.94</u>	<u>339,725.17</u>	<u>339,725.17</u>	<u>312,063.17</u>	<u>312,063.17</u>	<u>272,693.17</u>
408 Busselton Jetty Tourist Park Reserve						
Accumulated Reserves at Start of Year	222,752.80	222,752.80	222,752.80	222,752.80	222,752.80	159,725.80
Interest transfer to Reserves	1,426.08	1,818.00	1,818.00	2,424.00	2,424.00	4,342.04
Transfer from Muni	189,621.00	189,621.00	189,621.00	252,833.00	252,833.00	168,021.20
Transfer to Muni	(81,800.00)	(122,700.00)	(122,700.00)	(243,600.00)	(243,600.00)	(109,336.24)
	<u>331,999.88</u>	<u>291,491.80</u>	<u>291,491.80</u>	<u>234,409.80</u>	<u>234,409.80</u>	<u>222,752.80</u>
409 Geopraphe Leisure Centre Building (GLC) Reserve						
Accumulated Reserves at Start of Year	615,084.29	615,084.29	615,084.29	615,084.29	615,084.29	381,186.42
Interest transfer to Reserves	4,152.72	5,031.00	5,031.00	6,708.00	6,708.00	7,619.95
Transfer from Muni	195,390.00	195,390.00	195,390.00	260,521.00	260,521.00	570,521.00
Transfer to Muni	0.00	0.00	0.00	(819,657.00)	(819,657.00)	(344,243.08)
	<u>814,627.01</u>	<u>815,505.29</u>	<u>815,505.29</u>	<u>62,656.29</u>	<u>62,656.29</u>	<u>615,084.29</u>
331 Joint Venture Aged Housing Reserve (Harris/ Winderlup)						
Accumulated Reserves at Start of Year	1,237,306.78	1,237,306.78	1,237,306.78	1,237,306.78	1,237,306.78	1,085,870.41
Interest transfer to Reserves	6,995.88	10,116.00	10,116.00	13,488.00	13,488.00	17,937.89
Transfer from Muni	98,856.00	98,856.00	98,856.00	131,806.00	131,806.00	185,261.37
Transfer to Muni	0.00	0.00	0.00	(152,250.00)	(152,250.00)	(51,762.89)
	<u>1,343,158.66</u>	<u>1,346,278.78</u>	<u>1,346,278.78</u>	<u>1,230,350.78</u>	<u>1,230,350.78</u>	<u>1,237,306.78</u>
403 Winderlup Aged Housing Reserve (City Controlled)						
Accumulated Reserves at Start of Year	212,935.38	212,935.38	212,935.38	212,935.38	212,935.38	212,501.16
Interest transfer to Reserves	1,251.96	1,737.00	1,737.00	2,316.00	2,316.00	3,457.97
Transfer from Muni	36,414.00	36,414.00	36,414.00	48,550.00	48,550.00	2,046.25
Transfer to Muni	0.00	0.00	0.00	(52,000.00)	(52,000.00)	(5,070.00)
	<u>250,601.34</u>	<u>251,086.38</u>	<u>251,086.38</u>	<u>211,801.38</u>	<u>211,801.38</u>	<u>212,935.38</u>

City of Busselton
Reserves Movement Report
For The Period Ending 28 February 2021

	2020/2021 Actual YTD	2020/2021 Amended Budget YTD	2020/2021 Original Budget YTD	2020/2021 Amended Budget	2020/2021 Original Budget	2019/2020 Actual
	\$	\$	\$	\$	\$	\$
410 Naturaliste Community Centre Building (NCC) Reserve						
Accumulated Reserves at Start of Year	125,076.60	125,076.60	125,076.60	125,076.60	125,076.60	63,745.73
Interest transfer to Reserves	835.65	1,026.00	1,026.00	1,368.00	1,368.00	1,622.87
Transfer from Muni	44,784.00	44,784.00	44,784.00	59,708.00	59,708.00	59,708.00
Transfer to Muni	0.00	0.00	0.00	(142,000.00)	(142,000.00)	0.00
	<u>170,696.25</u>	<u>170,886.60</u>	<u>170,886.60</u>	<u>44,152.60</u>	<u>44,152.60</u>	<u>125,076.60</u>
411 Civic and Administration Building Reserve						
Accumulated Reserves at Start of Year	429,689.17	429,689.17	429,689.17	429,689.17	429,689.17	187,928.40
Interest transfer to Reserves	3,082.89	3,510.00	3,510.00	4,680.00	4,680.00	5,512.65
Transfer from Muni	211,500.00	211,500.00	211,500.00	282,000.00	282,000.00	282,000.00
Transfer to Muni	0.00	0.00	0.00	(48,983.00)	(48,983.00)	(45,751.88)
	<u>644,272.06</u>	<u>644,699.17</u>	<u>644,699.17</u>	<u>667,386.17</u>	<u>667,386.17</u>	<u>429,689.17</u>
412 Vasse Sports Pavilion Building Reserve						
Accumulated Reserves at Start of Year	541.14	541.14	541.14	541.14	541.14	0.00
Interest transfer to Reserves	4.41	0.00	0.00	0.00	0.00	5.14
Transfer from Muni	405.00	405.00	405.00	536.00	536.00	536.00
	<u>950.55</u>	<u>946.14</u>	<u>946.14</u>	<u>1,077.14</u>	<u>1,077.14</u>	<u>541.14</u>
110 Jetty Maintenance Reserve						
Accumulated Reserves at Start of Year	5,239,342.58	5,239,342.58	5,239,342.58	5,239,342.58	5,239,342.58	4,806,278.94
Interest transfer to Reserves	29,863.59	42,831.00	42,831.00	57,108.00	57,108.00	82,679.79
Transfer from Muni	572,226.00	580,540.00	580,540.00	1,325,111.00	1,325,111.00	1,286,516.00
Transfer to Muni	0.00	(15,000.00)	(15,000.00)	(1,255,708.00)	(1,255,708.00)	(936,132.15)
	<u>5,841,432.17</u>	<u>5,847,713.58</u>	<u>5,847,713.58</u>	<u>5,365,853.58</u>	<u>5,365,853.58</u>	<u>5,239,342.58</u>
150 Jetty Self Insurance Reserve						
Accumulated Reserves at Start of Year	432,198.16	432,198.16	432,198.16	432,198.16	432,198.16	365,698.37
Interest transfer to Reserves	2,461.84	3,537.00	3,537.00	4,716.00	4,716.00	6,499.79
Transfer from Muni	45,000.00	45,000.00	45,000.00	60,000.00	60,000.00	60,000.00
	<u>479,660.00</u>	<u>480,735.16</u>	<u>480,735.16</u>	<u>496,914.16</u>	<u>496,914.16</u>	<u>432,198.16</u>
223 Road Asset Renewal Reserve						
Accumulated Reserves at Start of Year	1,597,128.65	1,597,128.65	1,597,128.65	1,597,128.65	1,597,128.65	1,119,116.75
Interest transfer to Reserves	11,205.58	13,059.00	13,059.00	17,412.00	17,412.00	39,808.24
Transfer from Muni	2,626,344.00	2,626,344.00	2,626,344.00	3,501,790.00	3,501,790.00	3,458,128.00
Transfer to Muni	(1,470,000.00)	(958,000.00)	(643,000.00)	(4,638,999.00)	(3,995,499.00)	(3,019,924.34)
	<u>2,764,678.23</u>	<u>3,278,531.65</u>	<u>3,593,531.65</u>	<u>477,331.65</u>	<u>1,120,831.65</u>	<u>1,597,128.65</u>
224 Footpath/ Cycle Ways Reserve						
Accumulated Reserves at Start of Year	408,437.28	408,437.28	408,437.28	408,437.28	408,437.28	3,670.90
Interest transfer to Reserves	5,002.00	3,339.00	3,339.00	4,452.00	4,452.00	8,786.80
Transfer from Muni	912,033.00	912,033.00	912,033.00	1,216,038.00	1,216,038.00	1,184,602.00
Transfer to Muni	0.00	0.00	0.00	(1,382,583.00)	(1,382,583.00)	(788,622.42)
	<u>1,325,472.28</u>	<u>1,323,809.28</u>	<u>1,323,809.28</u>	<u>246,344.28</u>	<u>246,344.28</u>	<u>408,437.28</u>

City of Busselton
Reserves Movement Report
For The Period Ending 28 February 2021

	2020/2021 Actual YTD	2020/2021 Amended Budget YTD	2020/2021 Original Budget YTD	2020/2021 Amended Budget	2020/2021 Original Budget	2019/2020 Actual
	\$	\$	\$	\$	\$	\$
226 Other Infrastructure Reserve						
Accumulated Reserves at Start of Year	264,388.99	264,388.99	264,388.99	264,388.99	264,388.99	0.00
Interest transfer to Reserves	2,310.11	2,160.00	2,160.00	2,880.00	2,880.00	3,298.02
Transfer from Muni	267,750.00	267,750.00	267,750.00	357,000.00	357,000.00	347,000.00
Transfer to Muni	0.00	0.00	0.00	(297,041.00)	(297,041.00)	(85,909.03)
	<u>534,449.10</u>	<u>534,298.99</u>	<u>534,298.99</u>	<u>327,227.99</u>	<u>327,227.99</u>	<u>264,388.99</u>
225 Parks, Gardens and Reserves Reserve						
Accumulated Reserves at Start of Year	833,946.23	833,946.23	833,946.23	833,946.23	833,946.23	0.00
Interest transfer to Reserves	7,748.15	6,822.00	6,822.00	9,096.00	9,096.00	10,825.77
Transfer from Muni	963,873.00	963,873.00	963,873.00	1,285,166.00	1,285,166.00	1,214,001.00
Transfer to Muni	0.00	(190,000.00)	(190,000.00)	(2,036,349.46)	(1,983,645.00)	(390,880.54)
	<u>1,805,567.38</u>	<u>1,614,641.23</u>	<u>1,614,641.23</u>	<u>91,858.77</u>	<u>144,563.23</u>	<u>833,946.23</u>
151 Furniture and Equipment Reserve						
Accumulated Reserves at Start of Year	257,784.19	257,784.19	257,784.19	257,784.19	257,784.19	0.00
Interest transfer to Reserves	2,897.08	2,106.00	2,106.00	2,808.00	2,808.00	0.00
Transfer from Muni	325,503.00	325,503.00	325,503.00	434,000.00	434,000.00	364,900.00
Transfer to Muni	0.00	(30,000.00)	(30,000.00)	(434,000.00)	(434,000.00)	(107,115.81)
	<u>586,184.27</u>	<u>555,393.19</u>	<u>555,393.19</u>	<u>260,592.19</u>	<u>260,592.19</u>	<u>257,784.19</u>
115 Plant Replacement Reserve						
Accumulated Reserves at Start of Year	1,098,441.92	1,098,441.92	1,098,441.92	1,098,441.92	1,098,441.92	1,205,526.70
Interest transfer to Reserves	7,356.34	8,982.00	8,982.00	11,976.00	11,976.00	23,720.77
Transfer from Muni	771,176.44	811,251.00	811,251.00	1,027,662.00	1,027,662.00	900,737.00
Transfer to Muni	0.00	(419,000.00)	(419,000.00)	(492,240.00)	(492,240.00)	(1,031,542.55)
	<u>1,876,974.70</u>	<u>1,499,674.92</u>	<u>1,499,674.92</u>	<u>1,645,839.92</u>	<u>1,645,839.92</u>	<u>1,098,441.92</u>
137 Major Traffic Improvements Reserve						
Accumulated Reserves at Start of Year	638,845.53	638,845.53	638,845.53	638,845.53	638,845.53	1,495,577.97
Interest transfer to Reserves	737.33	5,220.00	5,220.00	6,960.00	6,960.00	25,423.53
Transfer from Muni	816,741.00	816,741.00	816,741.00	1,088,988.00	1,088,988.00	1,128,705.00
Transfer to Muni	(1,246,000.00)	(950,000.00)	(950,000.00)	(1,641,750.00)	(1,641,750.00)	(2,010,860.97)
	<u>210,323.86</u>	<u>510,806.53</u>	<u>510,806.53</u>	<u>93,043.53</u>	<u>93,043.53</u>	<u>638,845.53</u>
132 CBD Enhancement Reserve						
Accumulated Reserves at Start of Year	613,762.47	613,762.47	613,762.47	613,762.47	613,762.47	171,316.34
Interest transfer to Reserves	4,775.50	5,022.00	5,022.00	6,696.00	6,696.00	7,539.43
Transfer from Muni	405,306.00	405,306.00	405,306.00	540,415.00	540,415.00	524,713.00
Transfer to Muni	0.00	0.00	0.00	(590,000.00)	(590,000.00)	(89,806.30)
	<u>1,023,843.97</u>	<u>1,024,090.47</u>	<u>1,024,090.47</u>	<u>570,873.47</u>	<u>570,873.47</u>	<u>613,762.47</u>
127 New Infrastructure Development Reserve						
Accumulated Reserves at Start of Year	1,506,175.05	1,506,175.05	1,506,175.05	1,506,175.05	1,506,175.05	1,803,171.42
Interest transfer to Reserves	5,620.89	12,312.00	12,312.00	16,416.00	16,416.00	26,494.60
Transfer from Muni	146,068.80	139,671.00	139,671.00	186,231.00	186,231.00	201,157.40
Transfer to Muni	(223,000.00)	(70,000.00)	(50,000.00)	(1,420,645.00)	(1,400,645.00)	(524,648.37)
	<u>1,434,864.74</u>	<u>1,588,158.05</u>	<u>1,608,158.05</u>	<u>288,177.05</u>	<u>308,177.05</u>	<u>1,506,175.05</u>

City of Busselton
Reserves Movement Report
For The Period Ending 28 February 2021

	2020/2021 Actual YTD	2020/2021 Amended Budget YTD	2020/2021 Original Budget YTD	2020/2021 Amended Budget	2020/2021 Original Budget	2019/2020 Actual
	\$	\$	\$	\$	\$	\$
141 Commonage Precinct Infrastructure Road Reserve						
Accumulated Reserves at Start of Year	234,906.64	234,906.64	234,906.64	234,906.64	234,906.64	231,223.87
Interest transfer to Reserves	(340.58)	1,917.00	1,917.00	2,556.00	2,556.00	3,682.77
Transfer from Muni	1,583.78	0.00	0.00	0.00	0.00	0.00
Transfer to Muni	0.00	0.00	0.00	(235,000.00)	(235,000.00)	0.00
	<u>236,149.84</u>	<u>236,823.64</u>	<u>236,823.64</u>	<u>2,462.64</u>	<u>2,462.64</u>	<u>234,906.64</u>
114 City Car Parking and Access Reserve						
Accumulated Reserves at Start of Year	1,555,124.38	1,555,124.38	1,555,124.38	1,555,124.38	1,555,124.38	1,281,336.70
Interest transfer to Reserves	6,797.84	12,717.00	12,717.00	16,956.00	16,956.00	24,799.27
Transfer from Muni	9,342.00	9,342.00	9,342.00	52,465.00	52,465.00	505,188.00
Transfer to Muni	(360,000.00)	(80,000.00)	(80,000.00)	(1,375,579.00)	(1,375,579.00)	(256,199.59)
	<u>1,211,264.22</u>	<u>1,497,183.38</u>	<u>1,497,183.38</u>	<u>248,966.38</u>	<u>248,966.38</u>	<u>1,555,124.38</u>
154 Debt Default Reserve						
Interest transfer to Reserves	1,332.88	0.00	0.00	0.00	0.00	0.00
Transfer from Muni	375,003.00	375,003.00	375,003.00	500,000.00	500,000.00	0.00
	<u>0.00</u>	<u>0.00</u>	<u>0.00</u>	<u>0.00</u>	<u>0.00</u>	<u>0.00</u>
107 Corporate IT Systems Reserve						
Accumulated Reserves at Start of Year	226,750.02	226,750.02	226,750.02	226,750.02	226,750.02	80,398.99
Interest transfer to Reserves	1,678.11	1,854.00	1,854.00	2,472.00	2,472.00	1,280.52
Transfer from Muni	74,997.00	74,997.00	74,997.00	100,000.00	100,000.00	145,070.51
Transfer to Muni	0.00	0.00	0.00	(207,900.00)	(207,900.00)	0.00
	<u>303,425.13</u>	<u>303,601.02</u>	<u>303,601.02</u>	<u>121,322.02</u>	<u>121,322.02</u>	<u>226,750.02</u>
133 Election, Valuation and Other Corporate Expenses Reserve						
Accumulated Reserves at Start of Year	560,994.18	560,994.18	560,994.18	560,994.18	560,994.18	499,905.97
Interest transfer to Reserves	3,405.29	4,590.00	4,590.00	6,120.00	6,120.00	8,664.58
Transfer from Muni	112,500.00	112,500.00	112,500.00	150,000.00	150,000.00	150,000.00
Transfer to Muni	0.00	0.00	0.00	(140,900.00)	(140,900.00)	(97,576.37)
	<u>676,899.47</u>	<u>678,084.18</u>	<u>678,084.18</u>	<u>576,214.18</u>	<u>576,214.18</u>	<u>560,994.18</u>
111 Legal Expenses Reserve						
Accumulated Reserves at Start of Year	636,940.12	636,940.12	636,940.12	636,940.12	636,940.12	577,255.71
Interest transfer to Reserves	3,444.76	5,211.00	5,211.00	6,948.00	6,948.00	8,995.41
Transfer from Muni	0.00	0.00	0.00	0.00	0.00	50,689.00
	<u>640,384.88</u>	<u>642,151.12</u>	<u>642,151.12</u>	<u>643,888.12</u>	<u>643,888.12</u>	<u>636,940.12</u>
152 Marketing & Area Promotion Reserve						
Accumulated Reserves at Start of Year	166,392.00	166,392.00	166,392.00	166,392.00	166,392.00	0.00
Interest transfer to Reserves	4,566.34	1,359.00	1,359.00	1,812.00	1,812.00	0.00
Transfer from Muni	968,724.00	968,724.00	968,724.00	1,291,627.00	1,291,627.00	166,392.00
Transfer to Muni	0.00	0.00	0.00	(1,347,817.00)	(1,347,817.00)	0.00
	<u>1,139,682.34</u>	<u>1,136,475.00</u>	<u>1,136,475.00</u>	<u>112,014.00</u>	<u>112,014.00</u>	<u>166,392.00</u>
135 Performing Arts and Convention Centre Reserve						
Accumulated Reserves at Start of Year	2,625,599.20	2,625,599.20	2,625,599.20	2,625,599.20	2,625,599.20	0.00
Interest transfer to Reserves	13,910.04	21,465.00	21,465.00	28,620.00	28,620.00	14,751.12
Transfer from Muni	0.00	0.00	0.00	50,000.00	50,000.00	2,610,848.08
Transfer to Muni	0.00	0.00	0.00	(1,446,200.00)	(1,446,200.00)	0.00
	<u>2,639,509.24</u>	<u>2,647,064.20</u>	<u>2,647,064.20</u>	<u>1,258,019.20</u>	<u>1,258,019.20</u>	<u>2,625,599.20</u>

City of Busselton
Reserves Movement Report
For The Period Ending 28 February 2021

	2020/2021 Actual YTD	2020/2021 Amended Budget YTD	2020/2021 Original Budget YTD	2020/2021 Amended Budget	2020/2021 Original Budget	2019/2020 Actual
	\$	\$	\$	\$	\$	\$
202 Long Service Leave Reserve						
Accumulated Reserves at Start of Year	3,482,110.00	3,482,110.00	3,482,110.00	3,482,110.00	3,482,110.00	3,096,583.00
Interest transfer to Reserves	19,130.55	28,467.00	28,467.00	37,956.00	37,956.00	50,518.40
Transfer from Muni	187,497.00	187,497.00	187,497.00	250,000.00	250,000.00	687,986.09
Transfer to Muni	(34,895.96)	(46,650.00)	(46,650.00)	(438,250.00)	(438,250.00)	(352,977.49)
	<u>3,653,841.59</u>	<u>3,651,424.00</u>	<u>3,651,424.00</u>	<u>3,331,816.00</u>	<u>3,331,816.00</u>	<u>3,482,110.00</u>
203 Professional Development Reserve						
Accumulated Reserves at Start of Year	145,028.93	145,028.93	145,028.93	145,028.93	145,028.93	122,771.88
Interest transfer to Reserves	898.03	1,188.00	1,188.00	1,584.00	1,584.00	2,418.13
Transfer from Muni	52,497.00	52,497.00	52,497.00	93,500.00	93,500.00	70,000.00
Transfer to Muni	0.00	0.00	0.00	(88,500.00)	(88,500.00)	(50,161.08)
	<u>198,423.96</u>	<u>198,713.93</u>	<u>198,713.93</u>	<u>151,612.93</u>	<u>151,612.93</u>	<u>145,028.93</u>
204 Sick Pay Incentive Reserve						
Accumulated Reserves at Start of Year	144,632.39	144,632.39	144,632.39	144,632.39	144,632.39	150,403.55
Interest transfer to Reserves	745.05	1,179.00	1,179.00	1,572.00	1,572.00	2,374.88
Transfer from Muni	0.00	0.00	0.00	0.00	0.00	327.14
Transfer to Muni	0.00	0.00	0.00	(73,550.00)	(73,550.00)	(8,473.18)
	<u>145,377.44</u>	<u>145,811.39</u>	<u>145,811.39</u>	<u>72,654.39</u>	<u>72,654.39</u>	<u>144,632.39</u>
124 Workers Compensation, Extended SL & AL Contingency Reserve						
Accumulated Reserves at Start of Year	309,751.42	309,751.42	309,751.42	309,751.42	309,751.42	305,100.95
Interest transfer to Reserves	1,639.29	2,529.00	2,529.00	3,372.00	3,372.00	4,650.47
Transfer to Muni	0.00	0.00	0.00	(147,607.00)	(147,607.00)	0.00
	<u>311,390.71</u>	<u>312,280.42</u>	<u>312,280.42</u>	<u>165,516.42</u>	<u>165,516.42</u>	<u>309,751.42</u>
302 Community Facilities - City District						
Accumulated Reserves at Start of Year	1,120,869.85	1,120,869.85	1,120,869.85	1,120,869.85	1,120,869.85	2,552,707.62
Interest transfer to Reserves	(3,294.20)	9,162.00	9,162.00	12,216.00	12,216.00	39,319.39
Transfer from Muni	382,973.95	290,286.00	290,286.00	387,050.00	387,050.00	216,051.38
Transfer to Muni	0.00	0.00	0.00	(1,031,448.00)	(1,031,448.00)	(1,687,208.54)
	<u>1,500,549.60</u>	<u>1,420,317.85</u>	<u>1,420,317.85</u>	<u>488,687.85</u>	<u>488,687.85</u>	<u>1,120,869.85</u>
304 Community Facilities - Broadwater						
Accumulated Reserves at Start of Year	166,413.55	166,413.55	166,413.55	166,413.55	166,413.55	158,523.04
Interest transfer to Reserves	(240.76)	1,359.00	1,359.00	1,812.00	1,812.00	2,585.73
Transfer from Muni	18,712.75	7,497.00	7,497.00	10,000.00	10,000.00	5,304.78
	<u>184,885.54</u>	<u>175,269.55</u>	<u>175,269.55</u>	<u>178,225.55</u>	<u>178,225.55</u>	<u>166,413.55</u>
303 Community Facilities - Busselton						
Accumulated Reserves at Start of Year	9,177.47	9,177.47	9,177.47	9,177.47	9,177.47	44,011.77
Interest transfer to Reserves	(11.03)	72.00	72.00	96.00	96.00	526.95
Transfer from Muni	29,711.95	16,875.00	16,875.00	22,500.00	22,500.00	8,638.75
Transfer to Muni	0.00	0.00	0.00	0.00	0.00	(44,000.00)
	<u>38,878.39</u>	<u>26,124.47</u>	<u>26,124.47</u>	<u>31,773.47</u>	<u>31,773.47</u>	<u>9,177.47</u>

City of Busselton
Reserves Movement Report
For The Period Ending 28 February 2021

	2020/2021 Actual YTD	2020/2021 Amended Budget YTD	2020/2021 Original Budget YTD	2020/2021 Amended Budget	2020/2021 Original Budget	2019/2020 Actual
	\$	\$	\$	\$	\$	\$
305 Community Facilities - Dunsborough						
Accumulated Reserves at Start of Year	255,152.46	255,152.46	255,152.46	255,152.46	255,152.46	188,062.67
Interest transfer to Reserves	(311.90)	2,088.00	2,088.00	2,784.00	2,784.00	3,283.35
Transfer from Muni	77,552.01	20,628.00	20,628.00	27,500.00	27,500.00	63,806.44
	<u>332,392.57</u>	<u>277,868.46</u>	<u>277,868.46</u>	<u>285,436.46</u>	<u>285,436.46</u>	<u>255,152.46</u>
311 Community Facilities - Dunsborough Lakes Estate						
Accumulated Reserves at Start of Year	937,470.05	937,470.05	937,470.05	937,470.05	937,470.05	922,772.84
Interest transfer to Reserves	(1,359.20)	7,668.00	7,668.00	10,224.00	10,224.00	14,697.21
Transfer from Muni	6,320.52	0.00	0.00	0.00	0.00	0.00
Transfer to Muni	0.00	0.00	0.00	(938,000.00)	(938,000.00)	0.00
	<u>942,431.37</u>	<u>945,138.05</u>	<u>945,138.05</u>	<u>9,694.05</u>	<u>9,694.05</u>	<u>937,470.05</u>
306 Community Facilities - Geographe						
Accumulated Reserves at Start of Year	101,978.74	101,978.74	101,978.74	101,978.74	101,978.74	99,175.93
Interest transfer to Reserves	(147.60)	837.00	837.00	1,116.00	1,116.00	1,594.87
Transfer from Muni	3,673.22	5,625.00	5,625.00	7,500.00	7,500.00	1,207.94
	<u>105,504.36</u>	<u>108,440.74</u>	<u>108,440.74</u>	<u>110,594.74</u>	<u>110,594.74</u>	<u>101,978.74</u>
310 Community Facilities - Port Geographe						
Accumulated Reserves at Start of Year	348,980.41	348,980.41	348,980.41	348,980.41	348,980.41	343,509.27
Interest transfer to Reserves	(505.97)	2,853.00	2,853.00	3,804.00	3,804.00	5,471.14
Transfer from Muni	2,352.86	0.00	0.00	0.00	0.00	0.00
	<u>350,827.30</u>	<u>351,833.41</u>	<u>351,833.41</u>	<u>352,784.41</u>	<u>352,784.41</u>	<u>348,980.41</u>
309 Community Facilities - Vasse						
Accumulated Reserves at Start of Year	489,904.76	489,904.76	489,904.76	489,904.76	489,904.76	615,585.54
Interest transfer to Reserves	(821.04)	4,005.00	4,005.00	5,340.00	5,340.00	9,471.24
Transfer from Muni	3,302.36	0.00	0.00	0.00	0.00	0.00
Transfer to Muni	0.00	0.00	0.00	(284,270.00)	(284,270.00)	(135,152.02)
	<u>492,386.08</u>	<u>493,909.76</u>	<u>493,909.76</u>	<u>210,974.76</u>	<u>210,974.76</u>	<u>489,904.76</u>
308 Community Facilities - Airport North						
Accumulated Reserves at Start of Year	3,017,487.28	3,017,487.28	3,017,487.28	3,017,487.28	3,017,487.28	2,970,179.38
Interest transfer to Reserves	(4,374.94)	24,669.00	24,669.00	32,892.00	32,892.00	47,307.90
Transfer from Muni	20,344.25	74,997.00	74,997.00	100,000.00	100,000.00	0.00
Transfer to Muni	0.00	0.00	0.00	(150,000.00)	(150,000.00)	0.00
	<u>3,033,456.59</u>	<u>3,117,153.28</u>	<u>3,117,153.28</u>	<u>3,000,379.28</u>	<u>3,000,379.28</u>	<u>3,017,487.28</u>
130 Locke Estate Reserve						
Accumulated Reserves at Start of Year	6,269.61	6,269.61	6,269.61	6,269.61	6,269.61	1,012.99
Interest transfer to Reserves	122.46	54.00	54.00	72.00	72.00	420.15
Transfer from Muni	45,000.00	45,000.00	45,000.00	60,000.00	60,000.00	60,000.00
Transfer to Muni	0.00	0.00	0.00	0.00	0.00	(55,163.53)
	<u>51,392.07</u>	<u>51,323.61</u>	<u>51,323.61</u>	<u>66,341.61</u>	<u>66,341.61</u>	<u>6,269.61</u>

City of Busselton
Reserves Movement Report
For The Period Ending 28 February 2021

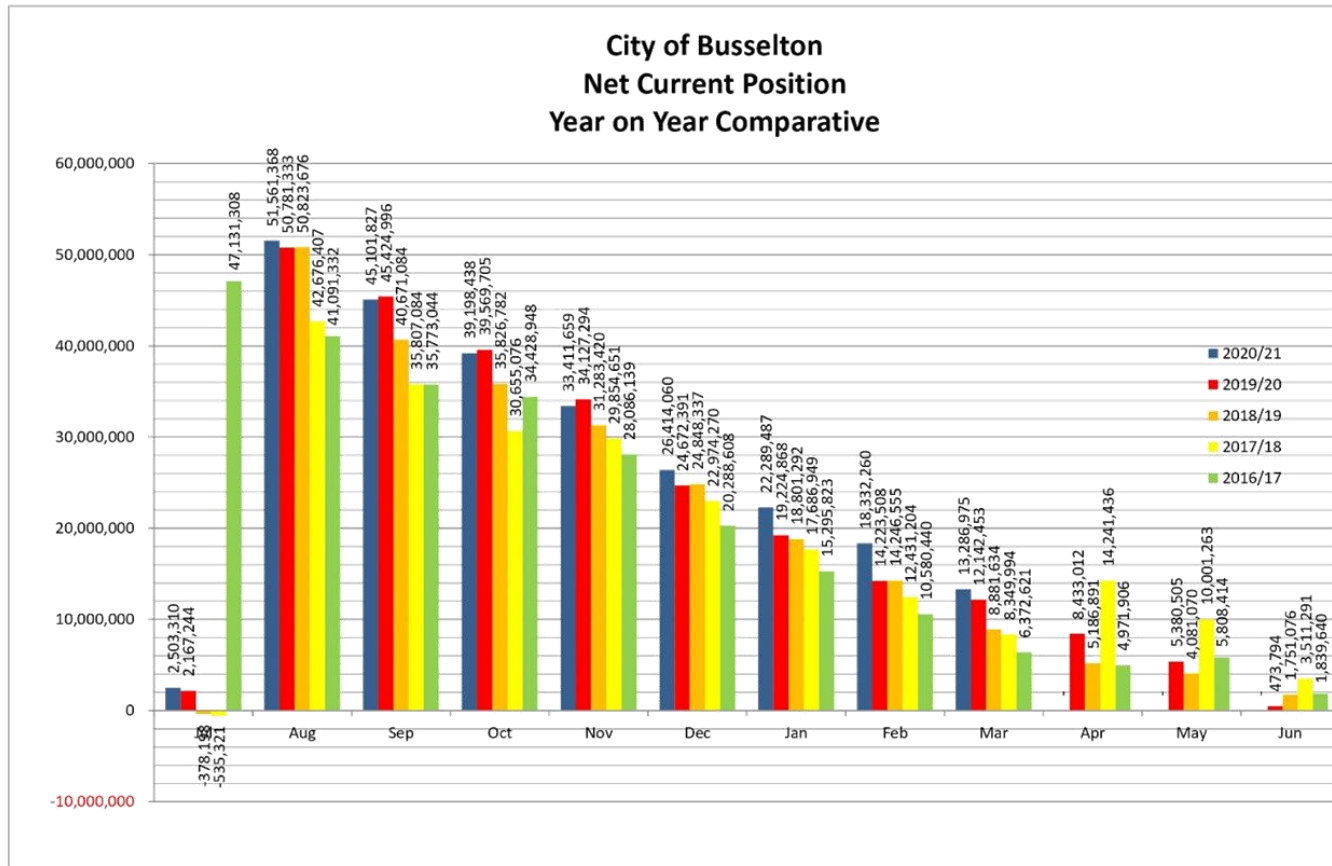
	2020/2021 Actual YTD	2020/2021 Amended Budget YTD	2020/2021 Original Budget YTD	2020/2021 Amended Budget	2020/2021 Original Budget	2019/2020 Actual
	\$	\$	\$	\$	\$	\$
122 Port Geographe Development Reserve (Council)						
Accumulated Reserves at Start of Year	224,952.38	224,952.38	224,952.38	224,952.38	224,952.38	682,470.41
Interest transfer to Reserves	1,115.34	1,836.00	1,836.00	2,448.00	2,448.00	8,839.73
Transfer from Muni	38,979.00	38,979.00	38,979.00	51,975.00	51,975.00	51,975.00
Transfer to Muni	0.00	0.00	0.00	(219,167.00)	(219,167.00)	(518,332.76)
	<u>265,046.72</u>	<u>265,767.38</u>	<u>265,767.38</u>	<u>60,208.38</u>	<u>60,208.38</u>	<u>224,952.38</u>
123 Port Geographe Waterways Management (SAR) Reserve						
Accumulated Reserves at Start of Year	3,275,191.63	3,275,191.63	3,275,191.63	3,275,191.63	3,275,191.63	3,349,716.94
Interest transfer to Reserves	17,471.06	26,775.00	26,775.00	35,700.00	35,700.00	54,429.05
Transfer from Muni	165,159.00	165,159.00	165,159.00	220,210.00	220,210.00	218,328.64
Transfer to Muni	0.00	0.00	0.00	(375,000.00)	(375,000.00)	(347,283.00)
	<u>3,457,821.69</u>	<u>3,467,125.63</u>	<u>3,467,125.63</u>	<u>3,156,101.63</u>	<u>3,156,101.63</u>	<u>3,275,191.63</u>
126 Provenge Landscape Maintenance (SAR) Reserve						
Accumulated Reserves at Start of Year	1,308,476.49	1,308,476.49	1,308,476.49	1,308,476.49	1,308,476.49	1,194,759.54
Interest transfer to Reserves	7,424.85	10,701.00	10,701.00	14,268.00	14,268.00	20,031.01
Transfer from Muni	136,368.00	136,368.00	136,368.00	181,819.00	181,819.00	179,838.99
Transfer to Muni	0.00	0.00	0.00	(252,948.00)	(252,948.00)	(86,153.05)
	<u>1,452,269.34</u>	<u>1,455,545.49</u>	<u>1,455,545.49</u>	<u>1,251,615.49</u>	<u>1,251,615.49</u>	<u>1,308,476.49</u>
128 Vasse Newtown Landscape Maintenance (SAR) Reserve						
Accumulated Reserves at Start of Year	636,364.43	636,364.43	636,364.43	636,364.43	636,364.43	575,151.53
Interest transfer to Reserves	3,854.37	5,202.00	5,202.00	6,936.00	6,936.00	9,845.01
Transfer from Muni	136,188.00	136,188.00	136,188.00	181,583.00	181,583.00	181,289.97
Transfer to Muni	0.00	0.00	0.00	(190,539.00)	(190,539.00)	(129,922.08)
	<u>776,406.80</u>	<u>777,754.43</u>	<u>777,754.43</u>	<u>634,344.43</u>	<u>634,344.43</u>	<u>636,364.43</u>
138 Commonage Precinct Bushfire Facilities Reserve						
Accumulated Reserves at Start of Year	58,172.53	58,172.53	58,172.53	58,172.53	58,172.53	57,260.53
Interest transfer to Reserves	(84.34)	477.00	477.00	636.00	636.00	912.00
Transfer from Muni	392.21	0.00	0.00	0.00	0.00	0.00
	<u>58,480.40</u>	<u>58,649.53</u>	<u>58,649.53</u>	<u>58,808.53</u>	<u>58,808.53</u>	<u>58,172.53</u>
139 Commonage Community Facilities Dunsborough Lakes South Res						
Accumulated Reserves at Start of Year	73,779.08	73,779.08	73,779.08	73,779.08	73,779.08	72,622.42
Interest transfer to Reserves	(106.97)	603.00	603.00	804.00	804.00	1,156.66
Transfer from Muni	497.43	0.00	0.00	0.00	0.00	0.00
	<u>74,169.54</u>	<u>74,382.08</u>	<u>74,382.08</u>	<u>74,583.08</u>	<u>74,583.08</u>	<u>73,779.08</u>
140 Commonage Community Facilities South Biddle Precinct Reserve						
Accumulated Reserves at Start of Year	899,694.77	899,694.77	899,694.77	899,694.77	899,694.77	886,172.58
Interest transfer to Reserves	(1,304.43)	7,353.00	7,353.00	9,804.00	9,804.00	13,522.19
Transfer from Muni	6,065.85	0.00	0.00	0.00	0.00	0.00
	<u>904,456.19</u>	<u>907,047.77</u>	<u>907,047.77</u>	<u>909,498.77</u>	<u>909,498.77</u>	<u>899,694.77</u>
321 Busselton Area Drainage and Waterways Improvement Reserve						
Accumulated Reserves at Start of Year	475,582.52	475,582.52	475,582.52	475,582.52	475,582.52	546,471.37
Interest transfer to Reserves	(754.01)	3,888.00	3,888.00	5,184.00	5,184.00	8,450.99
Transfer from Muni	3,206.07	0.00	0.00	0.00	0.00	0.00
Transfer to Muni	0.00	0.00	0.00	(188,000.00)	(188,000.00)	(79,339.84)
	<u>478,034.58</u>	<u>479,470.52</u>	<u>479,470.52</u>	<u>292,766.52</u>	<u>292,766.52</u>	<u>475,582.52</u>

City of Busselton
Reserves Movement Report
For The Period Ending 28 February 2021

	2020/2021 Actual YTD	2020/2021 Amended Budget YTD	2020/2021 Original Budget YTD	2020/2021 Amended Budget	2020/2021 Original Budget	2019/2020 Actual
	\$	\$	\$	\$	\$	\$
102 Coastal and Climate Adaptation Reserve						
Accumulated Reserves at Start of Year	2,157,591.81	2,157,591.81	2,157,591.81	2,157,591.81	2,157,591.81	2,845,578.60
Interest transfer to Reserves	11,812.72	17,640.00	17,640.00	23,520.00	23,520.00	46,381.06
Transfer from Muni	355,536.00	355,536.00	355,536.00	474,044.00	474,044.00	529,207.53
Transfer to Muni	0.00	0.00	0.00	(2,130,000.00)	(2,130,000.00)	(1,263,575.38)
	<u>2,524,940.53</u>	<u>2,530,767.81</u>	<u>2,530,767.81</u>	<u>525,155.81</u>	<u>525,155.81</u>	<u>2,157,591.81</u>
144 Emergency Disaster Recovery Reserve						
Accumulated Reserves at Start of Year	94,137.10	94,137.10	94,137.10	94,137.10	94,137.10	72,781.94
Interest transfer to Reserves	556.39	774.00	774.00	1,032.00	1,032.00	1,355.16
Transfer from Muni	15,003.00	15,003.00	15,003.00	20,000.00	20,000.00	20,000.00
	<u>109,696.49</u>	<u>109,914.10</u>	<u>109,914.10</u>	<u>115,169.10</u>	<u>115,169.10</u>	<u>94,137.10</u>
145 Energy Sustainability Reserve						
Accumulated Reserves at Start of Year	137,955.03	137,955.03	137,955.03	137,955.03	137,955.03	181,852.87
Interest transfer to Reserves	1,071.13	1,125.00	1,125.00	1,500.00	1,500.00	2,798.84
Transfer from Muni	77,067.00	77,067.00	77,067.00	102,750.00	102,750.00	130,000.00
Transfer to Muni	0.00	0.00	0.00	(103,000.00)	(103,000.00)	(176,696.68)
	<u>216,093.16</u>	<u>216,147.03</u>	<u>216,147.03</u>	<u>139,205.03</u>	<u>139,205.03</u>	<u>137,955.03</u>
146 Cemetery Reserve						
Accumulated Reserves at Start of Year	35,871.90	35,871.90	35,871.90	35,871.90	35,871.90	157,626.57
Interest transfer to Reserves	497.04	297.00	297.00	396.00	396.00	2,730.72
Transfer from Muni	109,476.00	109,476.00	109,476.00	145,950.00	145,950.00	104,314.16
Transfer to Muni	0.00	(20,000.00)	(20,000.00)	(120,000.00)	(120,000.00)	(228,799.55)
	<u>145,844.94</u>	<u>125,644.90</u>	<u>125,644.90</u>	<u>62,217.90</u>	<u>62,217.90</u>	<u>35,871.90</u>
341 Public Art Reserve						
Accumulated Reserves at Start of Year	87,051.39	87,051.39	87,051.39	87,051.39	87,051.39	86,198.07
Interest transfer to Reserves	(126.21)	711.00	711.00	948.00	948.00	853.32
Transfer from Muni	586.91	0.00	0.00	0.00	0.00	0.00
Transfer to Muni	0.00	0.00	0.00	(49,060.00)	(49,060.00)	0.00
	<u>87,512.09</u>	<u>87,762.39</u>	<u>87,762.39</u>	<u>38,939.39</u>	<u>38,939.39</u>	<u>87,051.39</u>
121 Waste Management Facility and Plant Reserve						
Accumulated Reserves at Start of Year	7,629,358.39	7,629,358.39	7,629,358.39	7,629,358.39	7,629,358.39	7,867,210.16
Interest transfer to Reserves	36,477.66	62,370.00	62,370.00	83,161.00	83,161.00	124,135.01
Transfer from Muni	765,846.00	800,846.00	800,846.00	1,056,131.00	1,056,131.00	881,561.42
Transfer to Muni	(191,946.14)	(1,208,000.00)	(1,208,000.00)	(2,540,500.00)	(2,540,500.00)	(1,243,548.20)
	<u>8,239,735.91</u>	<u>7,284,574.39</u>	<u>7,284,574.39</u>	<u>6,228,150.39</u>	<u>6,228,150.39</u>	<u>7,629,358.39</u>
120 Strategic Projects Reserve						
Accumulated Reserves at Start of Year	295,560.51	295,560.51	295,560.51	295,560.51	295,560.51	257,162.94
Interest transfer to Reserves	1,726.63	13,788.00	13,788.00	18,386.00	18,386.00	4,340.77
Transfer from Muni	40,275.00	40,275.00	40,275.00	53,700.00	53,700.00	47,852.48
Transfer to Muni	0.00	0.00	0.00	(96,000.00)	(96,000.00)	(13,795.68)
	<u>337,562.14</u>	<u>349,623.51</u>	<u>349,623.51</u>	<u>271,646.51</u>	<u>271,646.51</u>	<u>295,560.51</u>

City of Busselton
Reserves Movement Report
For The Period Ending 28 February 2021

	2020/2021 Actual YTD	2020/2021 Amended Budget YTD	2020/2021 Original Budget YTD	2020/2021 Amended Budget	2020/2021 Original Budget	2019/2020 Actual
	\$	\$	\$	\$	\$	\$
129 Prepaid Grants and Deferred Works & Services Reserve						
Accumulated Reserves at Start of Year	1,391,422.00	1,391,422.00	1,391,422.00	1,391,422.00	1,391,422.00	1,232,906.00
Interest transfer to Reserves	886.34	0.00	0.00	0.00	0.00	0.00
Transfer from Muni	0.00	0.00	0.00	0.00	0.00	1,391,422.00
Transfer to Muni	(1,234,878.00)	(1,234,878.00)	(1,234,878.00)	(1,391,422.00)	(1,391,422.00)	(1,232,906.00)
	<u>157,430.34</u>	<u>156,544.00</u>	<u>156,544.00</u>	<u>0.00</u>	<u>0.00</u>	<u>1,391,422.00</u>
153 Busselton Foreshore Reserve						
Accumulated Reserves at Start of Year	100.00	100.00	100.00	100.00	100.00	0.00
Interest transfer to Reserves	0.67	0.00	0.00	0.00	0.00	0.00
Transfer from Muni	0.00	0.00	0.00	10.00	10.00	100.00
	<u>100.67</u>	<u>100.00</u>	<u>100.00</u>	<u>110.00</u>	<u>110.00</u>	<u>100.00</u>
155 LED Street Light Replacement Program Reserve						
Interest transfer to Reserves	133.25	0.00	0.00	0.00	0.00	0.00
Transfer from Muni	37,494.00	37,494.00	37,494.00	50,000.00	50,000.00	0.00
Transfer to Muni	0.00	0.00	0.00	(50,000.00)	(50,000.00)	0.00
	<u>37,627.25</u>	<u>37,494.00</u>	<u>37,494.00</u>	<u>0.00</u>	<u>0.00</u>	<u>0.00</u>
Total Cash Back Reserves	<u>68,789,355.07</u>	<u>68,636,200.76</u>	<u>69,009,200.76</u>	<u>45,102,217.30</u>	<u>45,818,421.76</u>	<u>59,897,884.76</u>
Summary Reserves						
Accumulated Reserves at Start of Year	59,897,884.76	59,897,884.76	59,897,884.76	59,897,884.76	59,897,884.76	55,590,217.66
Interest transfer to Reserves	272,741.05	489,672.00	489,672.00	652,900.00	652,900.00	965,722.02
Transfer from Muni	13,822,627.04	13,758,448.71	13,758,448.71	19,372,933.71	19,372,933.71	22,230,759.20
Transfer to Muni	(5,203,897.78)	(5,509,804.71)	(5,136,804.71)	(34,821,501.17)	(34,105,296.71)	(18,888,814.12)
Closing Balance	<u>68,789,355.07</u>	<u>68,636,200.76</u>	<u>69,009,200.76</u>	<u>45,102,217.30</u>	<u>45,818,421.76</u>	<u>59,897,884.76</u>





CITY OF BUSSETON - INVESTMENT PERFORMANCE REPORT For the month of March 2021



11am Bank Account			As at 31 March 2021	
INSTITUTION	RATE	AMOUNT		
ANZ 11am At Call Deposit	0.00%	\$ 7,000,000		

Term Deposits - Miscellaneous Funds						As at 31 March 2021	
INSTITUTION	RATING	DAYS	MATURITY	RATE	AMOUNT		
Westpac	AA	122	06-Jul-21	0.24%	\$ 5,000,000		
NAB	AA	120	07-Jul-21	0.30%	\$ 3,000,000		
ANZ	AA	153	10-Aug-21	0.80%	\$ 2,000,000		
NAB	AA	92	22-Jun-21	0.30%	\$ 4,000,000		
Westpac	AA	122	24-Jul-21	0.23%	\$ 2,000,000		
NAB	AA	122	29-Jul-21	0.30%	\$ 4,000,000		
NAB	AA	210	08-Apr-21	0.70%	\$ 4,000,000		
ANZ	AA	212	10-Apr-21	0.81%	\$ 2,000,000		
ANZ	AA	242	14-Apr-21	0.86%	\$ 3,500,000		
Westpac	AA	90	17-Apr-21	0.31%	\$ 1,500,000		
ANZ	AA	275	26-Apr-21	0.89%	\$ 4,000,000		
Westpac	AA	212	29-Apr-21	0.60%	\$ 4,000,000		
NAB	AA	181	06-May-21	0.45%	\$ 2,000,000		
NAB	AA	120	06-May-21	0.38%	\$ 2,000,000		
ANZ	AA	242	10-May-21	0.82%	\$ 3,000,000		
Westpac	AA	212	22-May-21	0.50%	\$ 1,500,000		
ANZ	AA	181	25-May-21	0.20%	\$ 2,000,000		
NAB	AA	120	08-Jun-21	0.34%	\$ 3,000,000		
ANZ	AA	273	10-Jun-21	0.82%	\$ 3,000,000		
Westpac	AA	151	12-Jun-21	0.32%	\$ 2,000,000		
ANZ	AA	153	10-Jul-21	0.32%	\$ 2,000,000		
Westpac	AA	120	24-Jun-21	0.21%	\$ 3,000,000		
ANZ	AA	120	24-Jun-21	0.32%	\$ 3,000,000		
Westpac	AA	365	10-Sep-21	0.70%	\$ 4,000,000		
Bendigo	BBB	274	23-Sep-21	0.40%	\$ 3,000,000		

Total of Term Deposits \$ 72,500,000
Weighted Average Annual Rate of Return 0.50%

Airport Redevelopment Funds			As at 31 March 2021	
WA Treasury Corp. - Overnight Cash Deposit Facility	0.05%	\$ 1,638,775		
WA Treasury Corp. - State Bonds	02-Sep-19	Matured		

Total of Airport Redevelopment Funds - WATC \$ 1,638,775

Total of Airport Redevelopment Funds - Bank Term Deposits			Nil	
ANZ Cash Account	AA	NA	0.00%	\$ 1,158,221
Total of Airport Redevelopment Funds - Other			\$ 1,158,221	
Total of Airport Redevelopment Funds			\$ 2,796,996	
Interest Received 2015/16			\$ 609,666	
Interest Received 2016/17			\$ 1,158,623	
Interest Received 2017/18			\$ 631,835	
Interest Received 2018/19			\$ 121,836	
Interest Received 2019/20			\$ 43,093	
Interest Received 2020/21			\$ 1,993	
Interest Accrued but not yet Received			\$ 69	
Total Interest Airport Funds (Non-Reserve) at month's end			\$ 2,567,115	
Interest Transferred out and held in City Reserve Account 136			\$ 1,457,118	
Interest Transferred out to Municipal Funds			\$ 24,233	
Interest Earned (incl. Accrued) on Funds Held in City Reserve A/c 136			\$ 77,773	

(Note: Funds held with the WATC are in accordance with the Airport Redevelopment Funding Contract and the Foreshore Development Contract and are not held within the requirements of the City's Investment Policy 218)

SUMMARY OF ALL INVESTMENTS HELD	As at 1 year ago	As at 30 June 2020	As at 31 March 2021
11am Bank Account	\$ 9,500,000	\$ 13,500,000	\$ 7,000,000
Term Deposits - Misc. Funds	\$ 62,500,000	\$ 54,500,000	\$ 72,500,000
Foreshore Development Funds - WATC	\$ -	\$ -	\$ -
Airport Redevelopment - WATC Deposits	\$ 1,962,929	\$ 1,637,382	\$ 1,638,775
Airport Redevelopment - Bank Term Deposit	\$ -	\$ -	\$ -
Airport Redevelopment - ANZ Cash A/c	\$ 3,027,785	\$ 1,158,221	\$ 1,158,221
Total of all Investments Held	\$ 84,478,527	\$ 70,795,602	\$ 82,296,996

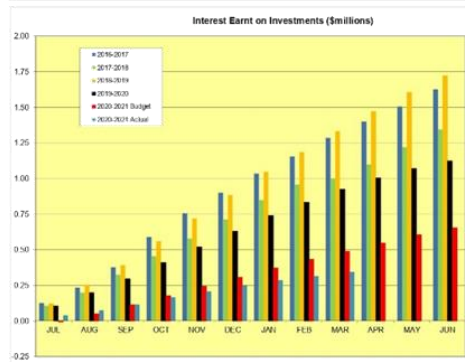
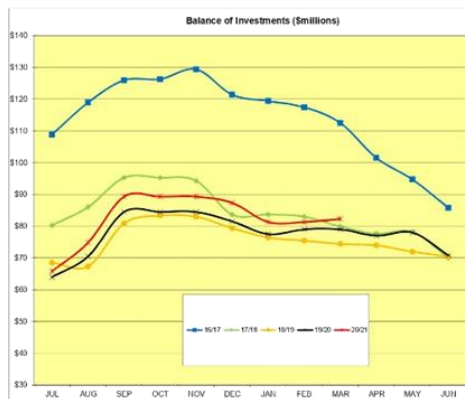
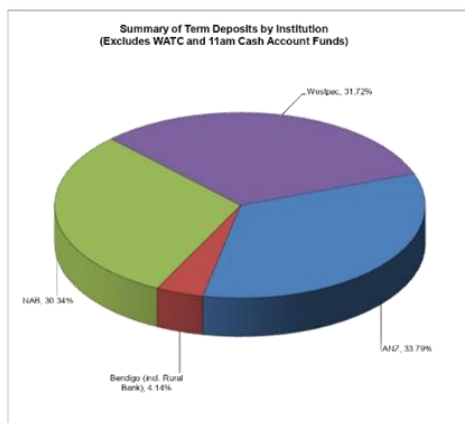
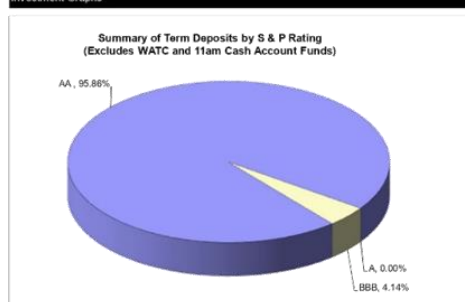
TOTAL INTEREST RECEIVED AND ACCRUED	\$ 1,001,993	\$ 1,123,760	\$ 343,676
INTEREST BUDGET	\$ 1,214,715	\$ 1,480,000	\$ 488,338

(Note: Interest figures relate to City general funds only and does not include interest allocated to specific areas such as the Airport Redevelopment)





Statement of Compliance with Council's Investment Policy 218

- All funds are to be invested within legislative limits. **Fully Compliant**
- All individual funds held within the portfolio are not to exceed a set percentage of the total portfolio value. **Fully Compliant**
- The amount invested based upon the Fund's Rating is not to exceed the set percentages of the total portfolio. **Fully Compliant**
- The amount invested based upon the Investment Horizon is not to exceed the set percentages of the total portfolio. **Fully Compliant**

Investment Graphs



17.1 COUNCILLORS' INFORMATION BULLETIN

STRATEGIC GOAL	6. LEADERSHIP Visionary, collaborative, accountable
STRATEGIC OBJECTIVE	6.1 Governance systems, process and practices are responsible, ethical and transparent.
SUBJECT INDEX	Councillors' Information Bulletin
BUSINESS UNIT	Executive Services
REPORTING OFFICER	Reporting Officers - Various
AUTHORISING OFFICER	Chief Executive Officer - Mike Archer
NATURE OF DECISION	Noting: The item is simply for information purposes and noting
VOTING REQUIREMENT	Simple Majority
ATTACHMENTS	Attachment A Acknowledgement Letter : Hon Sue Ellery MLC   Attachment B Letter of Thanks : ANZAC Day 2021  

COUNCIL DECISION AND OFFICER RECOMMENDATION

C2105/104 Moved Councillor K Hick, seconded Councillor S Riccelli

That the items from the Councillors' Information Bulletin be noted:

17.1.1 Current Active Tenders**17.1.2 Donations, Contributions and Subsidies Fund – April 2021****17.1.3 Correspondence from Hon Sue Ellery MLC Minister for Education and Training; Leader of the Legislative Council****17.1.4 Correspondence from Busselton RSL – ANZAC Day 2021**

CARRIED 9/0

EN BLOC

EXECUTIVE SUMMARY

This report provides an overview of a range of information that is considered appropriate to be formally presented to the Council for its receipt and noting. The information is provided in order to ensure that each Councillor, and the Council, is being kept fully informed, while also acknowledging that these are matters that will also be of interest to the community.

Any matter that is raised in this report as a result of incoming correspondence is to be dealt with as normal business correspondence, but is presented in this bulletin for the information of the Council and the community.

INFORMATION BULLETIN**17.1.1 Current Active Tenders**

Note: Information in *italics* has previously been provided to Council, and is again provided for completeness.

RFT 04/21 ROAD NETWORK UPGRADE – PEEL TERRACE CAUSEWAY ROAD INTERSECTION UPGRADE – STAGE 1A

- *Invitation for tenders will be advertised during June 2021.*

RFT 05/21 PROCESSING AND DISPOSAL GREEN WASTE

- *Requirement – processing and removal of green waste at the City’s waste facilities.*
- *A request for tender was advertised on 6 March 2021 and closed on 8 April 2021.*
- *3 Tenders were received, which are under evaluation.*
- *The value of the contract is expected to exceed the CEO’s delegated power for accepting tenders (DA 1 – 07 Inviting, Rejecting and Accepting Tenders).*
- *A report to Council for a decision on the tender will be included in the 9 June 2021 Council meeting agenda.*

RFT 06/21 CONSTRUCTION OF BUSSELTON PERFORMING ARTS AND CONVENTION CENTRE

- *Requirement – construction of the Busselton Performing Arts and Convention Centre.*
- *Pursuant to an Expression of Interest process the CEO, under delegation, shortlisted all seven respondents as acceptable tenderers.*
- *A request for tender was issued to all seven tenderers on 19 March 2021.*
- *The tender closed on 7 May 2021 and 3 submissions received.*
- *The value of the contract will exceed the CEO’s delegated power for accepting tenders (DA 1 – 07 Inviting, Rejecting and Accepting Tenders).*
- *It is intended that a report to Council for a decision on the tender will be included in the 23 June 2021 Council meeting agenda.*

RFT 07/21 STREET AND DRAIN CLEANING SERVICES

- *Requirement – street and drain cleaning services across the City of Busselton.*
- *Invitation for tenders was advertised on 12 May 2021, with a closing date of 1 June 2021.*
- *The value of the contract is expected to exceed the CEO’s delegated power for accepting tenders (DA 1 – 07 Inviting, Rejecting and Accepting Tenders).*
- *It is intended that a report to Council for a decision on the tender will be presented to Council in July 2021.*

RFT 08/21 DUNSBOROUGH LAKES SPORTS PRECINCT- SUPPLY AND PLANTING OF TURFGRASS

- *Requirement - supply and install of turf grass sod at Dunsborough Lakes Sports Precinct.*
- *A request for tender was advertised on 10 April 2021 and closed on 4 May 2021.*
- *One tender submission was received from LD Total with 6 different turf options (and a range of prices).*
- *The value of the contract may (or may not) exceed the CEO’s delegated power for accepting tenders (DA 1 – 07 Inviting, Rejecting and Accepting Tenders).*
- *If the value of the contract exceeds the CEO’s delegated power, a report to Council for deciding which tender to accept will be included in the 9 June 2021 Council meeting agenda.*

RFT 10/21 UPGRADE OF NINE PUBLIC OPEN SPACE AREAS

- *Revised scoping and timing of this project is being considered by City officers.*

RFT 11/21 DUNSBOROUGH NON-POTABLE WATER NETWORK

- Requirement – installation of:
 - a pump station and associated electrical works at the Dunsborough 1 Sue Coal production bore located in the road reserve in Quindalup; and
 - a pipeline from the bore to the irrigation storage tanks at the Diamante Blvd pump station.
- A request for tender was advertised on 5 May 2021 and closes on 27 May 2021.
- The value of the contract is likely to exceed the CEO's delegated power for accepting tenders (DA 1 – 07 Inviting, Rejecting and Accepting Tenders).
- If the value of the contract exceeds the CEO's delegated power a report to Council for deciding which tender to accept will be included in the 23 June 2021 Council meeting agenda.

17.1.2 Donations, Contributions and Subsidies Fund – April 2021

The Council allocates an annual budget allowance to the Donations, Contributions and Subsidies Fund. This is provided such that eligible groups and individuals can apply for and receive sponsorship to assist them in the pursuit of endeavors that bring direct benefit to the broader community.

Allocation of funds is delegated to the Chief Executive Officer, in accordance with the published guidelines and funding availability.

Two applications were approved in April 2021, totalling \$616, as outlined in the table below:

Recipient	Purpose	Amount
GeoCatch	GeoCatch hosted a free community event 'Container Planting: It's all in the soil' in the Kent St Laneway on 17 April 2021. Funds requested to cover the unexpected cost of a traffic management plan required due to the laneway being closed for the event.	\$316.00
Obie Herring	Obie qualified to represent WA as part of the U15 boys' team at the National Jnr Table Tennis Championships in Caloundra, NSW from 3-11 July 2021. Funds to assist with travel related expenses.	\$300.00

17.1.3 Correspondence from Hon Sue Ellery MLC Minister for Education and Training; Leader of the Legislative Council

Correspondence has been received from Hon. Sue Ellery MLC Minister for Education and Training; Leader of the Legislative Council, thanking the Mayor and CEO for their letter of congratulations on Minister Ellery's reappointment as a Minister in the McGowan government. A copy of the letter is provided at Attachment A.

17.1.4 Correspondence from Busselton RSL – ANZAC Day 2021

Correspondence has been received from Mr Glenn Woodward, President, Busselton RSL Sub-branch, thanking the City for its involvement in recent ANZAC Day activities. A copy of the letter is provided at Attachment B.



Hon Sue Ellery MLC
Minister for Education and Training
Leader of the Legislative Council

Our Ref: 61-28821
Your Ref: LAGR: 002

Cr Grant Henley
Mayor

Mr Mike Archer
Chief Executive Officer

City of Busselton
Email: city@busselton.wa.gov.au

Dear Cr Henley and Mr Archer

Thank you for your correspondence dated 1 April 2021, and received in my office on 12 April 2021, extending congratulations on my reappointment as Minister for Education and Training; Leader of the Government in the Legislative Council.

Education and training is critical to the McGowan Government's ongoing commitment to diversify the State's economy and create jobs for Western Australians. Our renewed WA Jobs Plan is focused on increasing employment opportunities. I am pleased there is a particular focus on areas within my portfolio of responsibilities that support apprentices and trainees, expands vocational education and training in schools and improves career guidance for young people.

We have invested heavily in training to achieve this, including freezing course fees and reducing course fee costs by up to 72 per cent for 180 high-priority courses. Our \$164 million capital works project to upgrade essential infrastructure across the five TAFE colleges and our \$25 million commitment for TAFE equipment upgrades will also ensure students are learning in world-class, industry-standard facilities.

Schools within the City of Busselton will also benefit from the Government's \$104 million investment in student support and wellbeing, \$44.6 million renewable energy program, and \$355 million school infrastructure and STEM packages.

While I do not currently have any travel plans to be in Busselton, I look forward to meeting with you when the opportunity arises.

Thank you for taking the time to write to me. I look forward to working with you to deliver positive education and training outcomes for the City of Busselton.

Yours sincerely

A handwritten signature in black ink, appearing to read 'Sue Ellery'.

SUE ELLERY MLC
MINISTER FOR EDUCATION AND TRAINING

- 3 MAY 2021

13th Floor, Dumas House, 2 Havelock Street, West Perth, Western Australia 6005
Telephone: +61 8 6552 5700 Facsimile: +61 8 6552 5701 Email: Minister.Ellery@dpc.wa.gov.au



Busselton RSL Sub Branch



CEO
City of Busselton

27 April 2021

ANZAC Day 2021

Dear Mike

The President, Committee and Members of the Busselton RSL Subbranch would like to thank you and your staff for your recent assistance in the ANZAC Day activities

Your staff assisted in providing all the paperwork required for compliancy at this event, our Secretary advised that all other requirements requested were provided by your very professional staff and is much appreciated.

The gardens and lawns were in excellent condition for the events. Please pass on our thanks for all the effort.

We look forward to your ongoing support.



Regards

A handwritten signature in cursive script, appearing to read 'Glenn Woodward'.

Glenn Woodward
President
Busselton RSL Subbranch

Postal Address PO Box 294 Busselton W.A. Ph (08) 9752 2488. Email: email@busseltonrsl.org.au

ITEMS TO BE DEALT WITH BY SEPARATE RESOLUTION (WITHOUT DEBATE)**12.3 Finance Committee - 12/5/2021 - APPLICATION FOR RATE EXEMPTION - WARATAH SUPPORT CENTRE (SOUTH WEST) INC**

STRATEGIC GOAL	6. LEADERSHIP Visionary, collaborative, accountable
STRATEGIC OBJECTIVE	6.1 Governance systems, process and practices are responsible, ethical and transparent.
SUBJECT INDEX	Exemptions & Appeals (Rates)
BUSINESS UNIT	Finance and Corporate Services
REPORTING OFFICER	Rates Coordinator - David Nicholson
AUTHORISING OFFICER	Director Finance and Corporate Services - Tony Nottle
NATURE OF DECISION	Executive: Substantial direction setting, including adopting budgets, strategies, plans and policies (excluding local planning policies); funding, donations and sponsorships; reviewing committee recommendations
VOTING REQUIREMENT	Absolute Majority
ATTACHMENTS	Attachment A Rate Exemption Application With Statutory Declaration  

This item was considered by the Finance Committee at its meeting on 12/5/2021, the recommendations from which have been included in this report.

DISCLOSURE OF INTEREST	
Date	26 May 2021
Meeting	Ordinary Council
Name/Position	Cr Sue Riccelli, Councillor
Item No./Subject	Item No. 12.3 'Finance Committee – 25/05/2021 – Application for Rate Exemption – Waratah Support Centre (South West) Inc.'
Type of Interest	Impartiality Interest
Nature of Interest	I occasionally liaise with the Waratah Support Centre South West as part of my role with Anglicare.

COUNCIL DECISION AND COMMITTEE RECOMMENDATION AND OFFICER RECOMMENDATION

C2105/105 Moved Councillor P Carter, seconded Councillor K Hick

That the Council:

1. Grant rate exemption to Waratah Support Centre (South West) Inc. on 24 Kent Street, Busselton, effective 1 July 2020, under section 6.26(2)(g) of the *Local Government Act 1995*; and
2. Agree that this rate exemption is to continue where Waratah Support Centre (South West) Inc. confirm in writing by 30 April annually that they continue to lease and use the property for the purposes stated in the application.

CARRIED 9/0

BY ABSOLUTE MAJORITY

EXECUTIVE SUMMARY

An application has been received from Waratah Support Centre (South West) Inc. (WSC) for rate exemption on a leased property at 24 Kent Street, Busselton. This property was occupied by WSC in June 2014 and is used to deliver free specialised and therapeutic intervention, counselling and support services to people who have experienced sexual assault and/or abuse and/or family domestic violence. These services are provided free to the community without the need for any user to be a WSC member. This report recommends that exemption be granted effective from 1 July 2020 and not retrospectively due to the application only having been lodged this financial year. Granting of rate exemption would be in accordance with section 6.26(2)(g) of the *Local Government Act 1995*.

BACKGROUND

The property at 24 Kent Street Busselton was occupied by WSC in June 2014 so as to provide free specialised and therapeutic intervention, counselling and support services to people who have experienced sexual assault and/or abuse and/or family domestic violence. Funding to provide these services is almost totally derived from government grants with WSC being a not-for-profit benevolent institution with a deductible gift receipt status.

Engagement with Western Australian Local Government Association (WALGA)

Following a Council resolution made in May 2019, the Mayor raised this issue with the South West Zone of WALGA (SWZ) at its meeting in May 2019. The SWZ supported the City of Busselton's view unanimously and resolved as follows:

That the SWZ:

1. *Request that WALGA continue to lobby the State Government to consider the removal of rate exemptions for charitable organisations under the Local Government Act 1994 and that an alternative position may be implementing a rebate similar to the Pensioners and Seniors Rebate Scheme.*

In response to the SWZ's resolution, WALGA advised that the SWZ's position is consistent with the following long-held sector position that:

1. *There is a need to amend the Local Government Act to clarify that Independent Living Units should only be exempt from rates where they qualify under the Commonwealth Aged Care Act 1997; and*
2. *Either:*
 - a. *amend the charitable organisations section of the Local Government Act 1995 to eliminate exemptions for commercial (non-charitable) business activities of charitable organisations; or*
 - b. *establish a compensatory fund for Local Governments, similar to the pensioner discount provisions, if the State Government believes charitable organisations remain exempt from payment of Local Government rates.*

WALGA also added to its submission to the State Government following the consultation on phase 2 of the review of the *Local Government Act*:

Request that a broad review be conducted into the justification and fairness of all rating exemption categories currently prescribed under Section 6.26 of the Local Government Act.

WALGA are continuing to advocate for this position.

OFFICER COMMENT

Section 6.26 of the Act states that all land is rateable except in certain circumstances. Section 6.26(2)(g) states that “land used exclusively for charitable purposes” is not rateable.

It is considered that the specialised and therapeutic intervention, counselling and support services provided by WSC are charitable in nature and as such the property at 24 Kent Street, Busselton would be eligible for rate exemption under section 6.26(2)(g) of the Act.

No physical inspection of the property has been carried out as the statutory declaration provided on the property’s use is considered sufficient.

WALGA’s advocacy position has not changed in relation to this issue and continues to push for meaningful legislative change in this area. Until then, however, the current approach to rate exemptions due to charitable purpose remains in place.

Statutory Environment

Section 6.26(2)(g) of the Act specifically states that land used exclusively for charitable purposes is not rateable.

Relevant Plans and Policies

There are no relevant plans or policies to consider in relation to this matter.

Financial Implications

Granting rate exemption effective 1 July 2020 would see an estimated \$3,667 reduction to Councils 2020/21 rating income.

This rating income reduction would be approximately \$3,758 for future financial years where 24 Kent Street, Busselton continues to be leased by WSC and used for providing the free services as per their rate exemption application.

Stakeholder Consultation

No external stakeholder consultation was required or undertaken in relation to this matter.

Risk Assessment

An assessment of the potential implications of implementing the officer recommendation has been undertaken using the City’s risk management framework, with risks assessed taking into account any controls already in place. No risks of a medium or greater level have been identified.

However, if Council chooses to decline the rate exemption application then staffing and/or legal costs may be incurred should WSC request the State Administrative Tribunal review the decision.

Options

As an alternative to the proposed recommendation the Council could decline the rate exemption application on the basis that it considers the property to be rateable under the Act. As stated above, this is not recommended based on the risks associated with declining the application.

CONCLUSION

It is considered that the property at 24 Kent Street, Busselton whilst leased by WSC and used by them to deliver free specialised and therapeutic intervention, counselling and support services to people who have experienced sexual assault and/or abuse and/or family domestic violence would be eligible for rate exemption under section 6.26(2)(g) of the Act.

TIMELINE FOR IMPLEMENTATION OF OFFICER RECOMMENDATION

If the rate exemption on 24 Kent Street, Busselton is granted then it would be effective from 1 July 2020 due to the application only having been lodged this financial year and will be implemented within 1 to 2 weeks of Council's decision.

APPLICATION FOR RATES EXEMPTION
Local Government Act 1995 – Section 6.26



Privacy

The personal information collected on this form will only be used by the City of Busselton for the sole purpose of providing requested and related services. Information will be stored securely by the City and will not be disclosed to any third parties without your express written consent.

Copyright

I authorise the City of Busselton to reproduce any attachments provided with this form for internal purposes only.

City of Busselton
2 Southern Drive
Busselton WA 6280

Locked bag #1
Busselton WA 6280

ABN: 87 285 608 991

Phone: (08) 99781 0444

Facsimile: (08) 9752 4958

city@busselton.wa.gov.au

www.busselton.wa.gov.au

This application form is to be used by organisations seeking exemption from rates, pursuant to the provisions of Section 6.26 of the Local Government Act 1995. The application for exemption will be checked based on the information you have provided, and you will be advised of the outcome in due course.

Please attach any additional documents requested, as failure to do so may result in the application being refused.

Please note that where exemption from rates is approved, the property will still be subject to the Emergency Services Levy and any other charges, if applicable, such as rubbish collection charges. All properties which are granted exemption from rates are subject to periodic reviews to ensure continued approval.

Instructions: Please print clearly in the spaces provided.

1. PROPERTY ADDRESS DETAILS

Street address

24 KENT STREET

Suburb

BUSSELTON

Rates Assessment Number (if known)

2. WHAT IS THE CURRENT USE OF THE PROPERTY? Please provide full details:

Waratah provides free, specialised intervention services for people who have experienced sexual assault and sexual abuse and/or family domestic violence.

3. PROPERTY OWNER DETAILS

Organisation:	Wallner Family Trust		
Property Owner: if different to above	Frank Wallner & Heather Klein		
Postal Address:	40 Professionals South West, Busselton		
Telephone:	08 9754 1522	Postcode:	6280
Mobile:		Facsimile:	
E-mail:	Trevor@profbsn.com.au		

4. APPLICANT DETAILS

Contact Person:	Glenda O'Doherty		
Position Title:	Business Officer, Navatah Support Centre		
Postal Address:	PO Box 644, BUNBURY WA 6230		
Telephone:	08 9791 2884	Postcode:	6230
Mobile:	0429 150 570	Facsimile:	
E-mail:	glenda@navatah.csn.au		

5. ORGANISATION INFORMATION

Is/does the organisation:

An incorporated body as per the Associations Incorporated Act 1987?
If yes, provide a Certificate of Incorporation

Yes ☒ No ☐

Considered "not for profit"?

Yes ☒ No ☐

Have a tax exemption from the Australian Tax Office (ATO)?
If yes, provide a certificate of tax exemption from the ATO

Yes ☒ No ☐

① Leasing the property?

If yes, provide a copy of the lease and confirm if the lessee is responsible for payment of the rates

Yes ☒ No ☐

Have planning approval for the land use of the property?

A site inspection may be required before the application is processed

Yes ☐ No ☐

① Current negotiations are in place for our lease to be extended. Now attached.

6. DOCUMENTATION REQUIREMENTS

Please provide a copy of (in addition to those specified in Section 5):

☒ Organisation's Constitution ☐

Written statement outlining the nature of the Organisation's operations.

It should include the following details:

- Use and occupancy of the property
- Type of service provided (e.g. food, accommodation etc)
- Frequency of service provision (e.g. full-time, daily, weekly etc)
- Whether payment is received for the service

☐ A plan of the property, showing all buildings and outbuildings


OR

☒ A Floor plan of the leased property area, if only part of the property is the subject of this application

☒ A Copy of the current years audited financial statements for the Organisation
(If this exemption applies to only a portion of land owned by this Organisation, provide the relevant statements for the land this application applies to.)

7. AUTHORISATION

By signing this application, I hereby certify that the information provided is true and correct to the best of my knowledge.

Name:	JULIANA HUSSAIN		
Position:	CEO		
Organisation:	WARATAH SUPPORT CENTRE		
Signature: of CEO / Trustee		Date:	16.12.20

OFFICE USE ONLY

1. CONSIDERATIONS

Approval with the City's Town Planning Scheme?	YES <input type="checkbox"/>	NO <input type="checkbox"/>
Has the property been inspected?	YES <input type="checkbox"/>	NO <input type="checkbox"/>
Recommend for non-rateable status?	YES <input type="checkbox"/>	NO <input type="checkbox"/>

Section of the Local Government Act 1995 6.26(2)_____

Classification: _____

Person/s or Classes of Persons Affected by this decision:

Reason for non-rateable status:

New Application ☐

Review of Exemption ☐

If yes, amount of rates to be exempted and dates to be applicable from (application date).
The approval will be for a period of 3 years, unless circumstances change.

Amount: _____ Date (from): _____

Rubbish bin changes to be levied and dates to be applicable from:

Amount: _____ Date (from): _____

2. DECISION

This application has been: **Approved / Not Approved**

Council resolution # _____ Council meeting date: ____/____/____

Effective Date of Approval (if applicable): ____/____/____

WESTERN AUSTRALIA

OATHS, AFFIDAVITS AND STATUTORY DECLARATIONS ACT 2005

STATUTORY DECLARATION

APPLICATION FOR RATES EXEMPTION UNDER
SECTION 6.26 OF THE LOCAL GOVERNMENT ACT 1995.

STATEMENT OF PROPERTY USE FOR THE YEAR ENDING 30 JUNE 2020

(1) Christian name or names and surname of declarant in full I JULIANA HUSSAIN
(2) Address of 30 MALLINA CRS, GOLDEN BAY
In the State of Western Australia
(3) Occupation CEO

Sincerely declare as follows:-

The property located at 24 KENT STREET, BUSSELTON
is used by WARATAH SUPPORT SERVICES
for the purpose of providing services of FREE SPECIALISED INTER-
VENTION SERVICES FOR PEOPLE WHO HAVE
EXPERIENCED SEXUAL ASSAULT AND ABUSE AND
OR FAMILY DOMESTIC VIOLENCE

The applicant agrees to advise the City of Busselton as soon as there is ANY change to the provided services as stated above.

This declaration is made under the *Oaths, Affidavits and Statutory Declarations Act 2005*

Declared at BUNBURY WA
this 16TH day of DEC 20 20
In the presence of M. Smith
(Signature of authorised witness)
MARK SMITH - PHA0001621993
(Name of authorised witness and qualification as such a witness)

(4) Signature of person making the declaration

(4)

TERRY WHITE CHEMIST
SOUTHCITY BUNBURY
182 SPENCER ST
BUNBURY WA 6230
52062D

12.4 Finance Committee - 12/5/2021 - BUDGET AMENDMENT REQUEST - LEGAL SERVICES

STRATEGIC GOAL	6. LEADERSHIP Visionary, collaborative, accountable
STRATEGIC OBJECTIVE	6.1 Governance systems, process and practices are responsible, ethical and transparent.
SUBJECT INDEX	Budget Planning and Reporting
BUSINESS UNIT	Legal and Property Services
REPORTING OFFICER	Manager Legal and Property Services - Ben Whitehill
AUTHORISING OFFICER	Director Finance and Corporate Services - Tony Nottle
NATURE OF DECISION	Executive: Substantial direction setting, including adopting budgets, strategies, plans and policies (excluding local planning policies); funding, donations and sponsorships; reviewing committee recommendations
VOTING REQUIREMENT	Absolute Majority
ATTACHMENTS	Nil

This item was considered by the Finance Committee at its meeting on 12/5/2021, the recommendations from which have been included in this report.

COUNCIL DECISION AND COMMITTEE RECOMMENDATION AND OFFICER RECOMMENDATION

C2105/106 Moved Councillor P Cronin, seconded Councillor K Hick

That the Council endorse:

1. The requested budget amendments outlined in this report, transferring \$80,000 from the Legal Expenses Reserve to the Municipal Account.
2. The net budget amendment, as outlined within this report and in accordance with section 6.8(1) of the Local Government Act 1995, results in a nil impact on the 2020/21 annual operating budget and a nil impact on the budgeted net current position.

CARRIED 9/0

BY ABSOLUTE MAJORITY

EXECUTIVE SUMMARY

This report seeks Council approval of a budget amendment as detailed in this report. Adoption of the officer recommendation will result in a nil impact to the City's budgeted operating result and nil impact on the net current position.

BACKGROUND

In accordance with section 6.8(1) of the *Local Government Act 1995*, a local government is not to incur expenditure from its Municipal fund for an additional purpose except where the expenditure:

- is incurred in a financial year before the adoption of the annual budget by the local government; and
- is authorised in advance by Council resolution - absolute majority required; or
- is authorised in advance by the Mayor in an emergency.

Approval is therefore sought for the budget adjustments detailed in the attachment for the reasons specified.

OFFICER COMMENT

Council adopted its 2020/2021 Municipal Budget on Monday 27 July 2020 with a balanced budget position. Since then, officers have identified areas within the budget that require reconsideration or adjustment. It is good management practice to revise the adopted budget when it's known that circumstances have changed. To ensure this is the case, budgets are reviewed on a monthly basis.

Amendments to the budget are categorised into the three key types as listed below:

- 1. Adjustments impacting the budget balance or net position of the City; relatively uncommon type.**
- 2. Adjustments with no impact on the budget balance; most common amendment type.**
- 3. Adjustments to transfer budget between capital and operating undertakings; relatively uncommon type.**

The adjustments that are required for this budget amendment are of the type 2 category above. The below commentary outlines the details of the required amendment.

Legal expenses this financial year have exceeded the budget allocation of \$50,000. Current expenditure as at 3 May 2020 is \$108,343 with further commitments of \$26,690 though many of these may not be realised this financial year.

The significant legal expenses already incurred this financial year are summarised below:

Summary of expense	Approximate expense incurred	Comment
External legal advice and representation for extractive industry compliance actions	\$30,000	The City has obtained a successful prosecution in one extractive industry prosecution with the other matter continuing.
External legal advice and representation defending an application for judicial review in the Supreme Court	\$30,000	The Supreme Court matter found in the City's favour and the City has a costs order which should see a not insignificant portion of the City's costs returned either later this financial year or next financial year.
External legal advice about Busselton Performing Arts and Convention Centre (BPACC) – competition law, construction contract and other items	\$20,000	External specialist advice sought in response to potential competition law concerns raised. Advice on construction contract terms.
External legal advice relating to potential contamination claims	\$12,000	Ongoing specialist legal advice about potential contamination claims.
The payment of costs inclusive excesses for professional indemnity claims	\$10,000	\$5,000 costs inclusive excess for two potential professional indemnity claims defended by LGIS.

Some of these significant items are one off project related matters (BPACC advice) or atypical (Supreme Court judicial review matter). The City also notified LGIS of an unusually high number of potential professional indemnity claims, four this financial year, two of which the excesses have been invoiced and paid.

To cover a shortfall in the Legal Expenses budget officers recommended that \$80,000 is transferred from the Legal Expenses Reserve. Any unspent funds will be returned the Legal Expenses Reserve.

Factors that will impact the level of expenditure over the final two months include whether the outstanding extractive compliance action progresses, whether further specialist legal advice is required for the BPACC construction contract and whether LGIS invoices the City for two excesses for outstanding potential professional indemnity claims.

Statutory Environment

Section 6.8 of the *Local Government Act 1995* refers to expenditure from the Municipal fund that is not included in the annual budget. Any adjustments to a budget allocation must be made by an absolute majority decision of the Council. Additionally, where no budget allocation exists, expenditure is not to be incurred until such time as it is authorised in advance, by an absolute majority decision of the Council.

Relevant Plans and Policies

There are no relevant plans or policies to consider in relation to this matter.

Financial Implications

A summary of the financial implications of these recommendations is shown in the table below. The City has a Legal Expenses Reserve which is intended to cover legal expenses over and above the budgeted amount.

Reference Item #	Description	Net Increase in Revenue	Net Additional Expenditure	Net Impact on Operational Budget	Net Impact on Cash	Net Impact on Reserves
1	Increase to Legal Expenses	-	\$80,000	-	(\$80,000)	-
2	Transfer from Legal Expenses Reserve	\$80,000	-	-	-	(\$80,000)

Stakeholder Consultation

No external stakeholder consultation was required or undertaken in relation to this matter.

Risk Assessment

An assessment of the potential implications of implementing the officer recommendation has been undertaken using the City's risk management framework, with risks assessed taking into account any controls already in place. No risks of a medium or greater level have been identified.

Options

The Council could decide not to go ahead with the proposed budget amendment request.

CONCLUSION

Council's approval is sought to amend the budget as per the details contained in this report.

TIMELINE FOR IMPLEMENTATION OF OFFICER RECOMMENDATION

If the officer recommendation is endorsed, the budget amendment will be processed within a month of being approved.

15.1 MARKETING AND EVENTS REFERENCE GROUP OUTCOMES

STRATEGIC GOAL	4. ECONOMY Diverse, resilient, prosperous
STRATEGIC OBJECTIVE	4.3 Events and unique tourism experiences that attract visitors and investment.
SUBJECT INDEX	Marketing and Events Reference Group
BUSINESS UNIT	Community Services
REPORTING OFFICER	Manager, Community Services - Maxine Palmer
AUTHORISING OFFICER	Director, Community and Commercial Services - Naomi Searle
NATURE OF DECISION	Executive: Substantial direction setting, including adopting budgets, strategies, plans and policies (excluding local planning policies); funding, donations and sponsorships; reviewing committee recommendations
VOTING REQUIREMENT	Absolute Majority
ATTACHMENTS	Nil

DISCLOSURE OF INTEREST	
Date	26 May 2021
Meeting	Ordinary Council
Name/Position	Cr Ross Paine, Councillor
Item No./Subject	Item No. 15.1 'Marketing and Events Reference Group Outcomes'
Type of Interest	Impartiality Interest
Nature of Interest	I am a committee member of the Busselton Runners Club which organises the Busselton Half Marathon and Fun Run, one of the recommended recipients as part of the Events Sponsorship Program.

DISCLOSURE OF INTEREST	
Date	26 May 2021
Meeting	Ordinary Council
Name/Position	Cr Lyndon Miles, Councillor
Item No./Subject	Item No. 15.1 'Marketing and Events Reference Group Outcomes'
Type of Interest	Financial Interest (Indirect)
Nature of Interest	I am a committee member of the committee which organises the Busselton Jetty Swim, one of the recommended recipients as part of the Events Sponsorship Program.

5:47pm: At this time, Councillor Miles left the meeting.

COUNCIL DECISION AND OFFICER RECOMMENDATION**C2105/107**

Moved Councillor P Carter, seconded Councillor K Cox

That the Council:

1. As part of the 2021/22 Events Sponsorship Program, endorses funding allocations towards the following events, to be funded from the draft 2021/22, 2022/23 and 2023/24 events budgets:

Event	Funding Allocation
Dunsborough Songfest	2021/22 \$5,000 2022/23 \$5,000 2023/24 \$5,000
World Surf League Cape Naturaliste Pro	2021/22 \$15,000 2022/23 \$15,000 2023/24 \$15,000
Taj's Small Fries	2021/22 \$10,000 2022/23 \$10,000 2023/24 \$10,000
X-Adventure Dunsborough	2021/22 \$10,000 2022/23 \$10,000 2023/24 \$10,000
Eagle Bay Epic	2021/22 \$10,000 2022/23 \$9,500 2023/24 \$9,000
Fine Vines Festival	2021/22 \$20,000
Building Bridges – Harmony Day	2021/22 \$5,000 (plus up to \$1,000 in-kind)
Down South MTB Festival	2021/22 \$3,000 2022/23 \$3,000 2023/24 \$3,000
Busselton Winter Jumping Festival	2021/22 \$3,000 2022/23 \$3,000 2023/24 \$3,000
Busselton Festival of Triathlon	2021/22 \$60,000 2022/23 \$60,000 2023/24 \$60,000 (Plus up to \$5,000 in-kind per year)
Yallingup Malibu Classic	2021/22 \$4,000 2022/23 \$4,000 2023/24 \$4,000
Busselton Jetty Swim	2021/22 \$40,000 (Plus up to \$5,000 in-kind)
Busselton Half Marathon & Fun Run	2021/22 \$9,000 2022/23 \$6,000 2023/24 \$6,000

Busselton Fringe Festival	2021/22 \$20,000 2022/23 \$20,000 2023/2024 \$20,000 (Plus up to \$2,000 in-kind per year)
Perth International Jazz Festival	2021/22 \$20,000
Cape to Cape MTB	2021/22 \$10,000 2022/23 \$10,000 2023/24 \$10,000
Five Bays Swim	2021/22 \$9,000
Busselton LOC – Ironman WA Volunteers Program	2021/22 \$20,000 2022/23 \$20,000 2023/24 \$20,000
MRBTA – Ironman WA FOC Rooms	2021/22 \$20,000 2022/23 \$20,000 2023/24 \$20,000
Carols by the Jetty	2021/22 \$3,000 2022/23 \$3,000 2023/24 \$3,000
Festival of Busselton	2021/22 \$25,000 2022/23 \$25,000 2023/24 \$25,000
Busselton Brass 150 th Celebration	2021/22 \$500 (Plus up to \$2,000 in-kind traffic management)
RAAF Centenary & BMRA Open Day	2021/22 \$20,000
Totals	2021/22 \$341,500 (Plus up to \$15,000 in-kind) 2022/23 \$223,500 (Plus up to \$7,000 in-kind) 2023/24 \$223,000 (Plus up to \$7,000 in-kind)

2. As part of the 2021/22 Events Sponsorship Program endorses funding allocations towards the following events, to be funded from the draft 2021/22 marketing budget:

Event	Funding Allocation
2021 Town Team Conference	2021/22 \$5,000
BCCI – Enhancing Community & Business Wellbeing Masterclasses	2021/22 \$8,625
Totals	2021/22 \$13,625

3. Endorses the allocation of up to \$110,000 from the draft 2021/22 events budget for a Winter activation to be held in 2022.
4. Endorses the allocation of up to \$5,000 to be funded from the 2020/21 marketing budget towards the replacement of event promotional signage (banners).
5. Endorses the transfer of the remaining balance of the 2020/21 marketing budget to the Airport Marketing Reserve.

- 6. Endorses the allocation of up to \$40,000 to be funded from the 2021/21 events budget for a full review of the City's Event Strategy.**

CARRIED 8/0

BY ABSOLUTE MAJORITY

EXECUTIVE SUMMARY

A meeting of the Marketing and Events Reference Group (MERG) was held on Tuesday 27 April 2021. This report presents the recommendations from this meeting.

BACKGROUND

At the Ordinary Meeting of Council held on 13 April 2011, Council resolved (C1104/114) to endorse the implementation of a differential rating system whereby properties rated industrial and commercial across the City would directly contribute to the City's continued support of tourism, marketing and event activities. The City also established a key stakeholders reference group, known as the 'Marketing and Events Reference Group' (MERG), to make recommendations to Council with respect to the marketing and events budget allocations.

At its meeting on 22 June 2011, Council resolved (C1106/201) to introduce a 3% differential rate on industrial and commercial rated properties which has increased over time to 10%. The proceeds from the differential rate are allocated towards funding events and marketing.

The draft 2021/22 budget for marketing and events totals \$1,196,700. The proposed breakdown of this budget is as follows:

- \$924,900 – Events
- \$231,800 – Marketing and economic development initiatives
- \$40,000 – City led events

This budget excludes allocations for Leavers Week, administration, and events staffing.

A MERG meeting was held on Tuesday 27 April 2021, with the following key matters presented:

- Update on events held since the last meeting on 23 November 2020 and upcoming major events.
- Round one of the 2021/22 Event Sponsorship Program and associated funding applications for consideration.

OFFICER COMMENT

Supporting the development and attraction of new events throughout the year, the City's Events Sponsorship Program promotes the City of Busselton as an attractive event tourism destination. At the MERG meeting held 27 April 2021 a range of requests for marketing and events funding were considered as outlined below.

Requests for Funding – 2021/22 Events Budget

Twenty seven (27) applications were received requesting funding from round one of the 2021/22 Events Sponsorship Program, totalling \$448,107. All applications were evaluated by officers and presented at the MERG meeting on 27 April 2021. The below table outlines the recommendations of MERG:

Applications for funding through the 2021/22 Events Budget:

Event	Requested	MERG Recommendation
Dunsborough Songfest	2021/22 \$10,000	2021/22 \$5,000
	2022/23 \$10,000	2022/23 \$5,000
	2023/24 \$10,000	2023/24 \$5,000
World Surf League Cape Naturaliste Pro	2021/22 \$25,000	2021/22 \$15,000
	2022/23 \$20,000	2022/23 \$15,000
	2023/24 \$20,000	2023/24 \$15,000
* Taj's Small Fries	2021/22 \$10,000	2021/22 \$10,000
	2022/23 \$10,000	2022/23 \$10,000
	2023/24 \$10,000	2023/24 \$10,000
X-Adventure Dunsborough	2021/22 \$10,000	2021/22 \$10,000
	2022/23 \$10,000	2022/23 \$10,000
	2023/24 \$10,000	2023/24 \$10,000
Eagle Bay Epic	2021/22 \$10,000	2021/22 \$10,000
	2022/23 \$11,000	2022/23 \$9,500
	2023/24 \$12,000	2023/24 \$9,000
* Fine Vines Festival	2021/22 \$20,000	2021/22 \$20,000
* Building Bridges – Harmony Day	2021/22 \$10,000	2021/22 Up to \$5,000 (plus up to \$1,000 in-kind)
Down South MTB Festival	2021/22 \$3,000	2021/22 \$3,000
	2022/23 \$3,000	2022/23 \$3,000
	2023/24 \$3,000	2023/24 \$3,000
Busselton Winter Jumping Festival	2021/22 \$6,257	2021/22 \$3,000
	2022/23 \$5,465	2022/23 \$3,000
	2023/24 \$5,465	2023/24 \$3,000
Busselton Festival of Triathlon	2021/22 \$60,000	2021/22 \$60,000
	2022/23 \$65,000	2022/23 \$60,000
	2023/24 \$70,000 (Plus up to \$5,000 in-kind per year)	2023/24 \$60,000 (Plus up to \$5,000 in-kind per year)
Yallingup Malibu Classic	2021/22 \$5,000	2021/22 \$4,000
	2022/23 \$5,000	2022/23 \$4,000
	2023/24 \$5,000	2023/24 \$4,000
Busselton Jetty Swim	2021/22 \$40,000 (Plus up to \$5,000 in-kind)	2021/22 \$40,000 (Plus up to \$5,000 in-kind)
* Busselton Half Marathon & Fun Run	2021/22 \$9,000	2021/22 \$9,000
	2022/23 \$6,000	2022/23 \$6,000
	2023/24 \$6,000	2023/24 \$6,000

Busselton Fringe Festival	2021/22 \$25,000 2022/23 \$25,000 2023/24 \$25,000 (Plus up to \$2,000 in-kind per year)	2021/22 \$20,000 2022/23 \$20,000 2023/2024 \$20,000 (Plus up to \$2,000 in-kind per year)
Perth International Jazz Festival	2021/22 \$59,400	2021/22 \$20,000
* Cape to Cape MTB	2021/22 \$20,000 2022/23 \$20,000 2023/24 \$20,000	2021/22 \$10,000 2022/23 \$10,000 2023/24 \$10,000
Five Bays Swim	2021/22 \$9,000	2021/22 \$9,000
Busselton LOC – Ironman WA Volunteers Program	2021/22 \$20,000 2022/23 \$20,000 2023/24 \$20,000	2021/22 \$20,000 2022/23 \$20,000 2023/24 \$20,000
MRBTA – Ironman WA FOC Rooms	2021/22 \$20,000 2022/23 \$20,000 2023/24 \$20,000	2021/22 \$20,000 2022/23 \$20,000 2023/24 \$20,000
* Carols by the Jetty	2021/22 \$3,300 2022/23 \$3,300 2023/24 \$3,300	2021/22 \$3,000 2022/23 \$3,000 2023/24 \$3,000
Festival of Busselton	2021/22 \$25,000 2022/23 \$25,000 2023/24 \$25,000	2021/22 \$25,000 2022/23 \$25,000 2023/24 \$25,000
* Busselton Brass 150 th Celebration	2021/22 \$500 (Plus up to \$2,000 in-kind traffic management)	2021/22 \$500 (Plus up to \$2,000 in-kind traffic management)
Busselton Rainbow Dog Walk	2021/22 \$2,000	\$0 (Refer to Donations, Contributions & Subsidies Fund)
Busselton Australia Day celebrations	2021/22 \$6,000 2022/23 \$6,000 2023/24 \$6,000	To be deferred
RAAF Centenary & BMRA Open Day	2021/22 \$20,000	2021/22 \$20,000
Totals	2021/22 \$430,457 2022/23 \$264,765 2023/24 \$270,765	2021/22 \$341,500 (Plus up to \$15,000 in-kind) 2022/23 \$223,500 (Plus up to \$7,000 in-kind) 2023/24 \$223,000 (Plus up to \$7,000 in-kind)

The following considerations are proposed to be requested of the below events as part of the allocated funding:

- Taj's Small Fries – consider moving the event outside of the January school holidays.
- Fine Vines Festival – all reasonable efforts to be made to hold a minimum of 50% of events within the City of Busselton, including official launch/closing events.
- Building Bridges – Harmony Day – consider developing and re-branding of the event as an international food festival, hold the event on a Saturday.
- Busselton Half Marathon and Fun Run – consider change of date away from Jetty Swim weekend.
- Cape to Cape MTB – consider having 2 consecutive days, including start/finish venues, within the City of Busselton.
- Carols of the Jetty – consider review of programming to include more traditional, well known Christmas carols and content.
- Busselton Brass 150th Celebration – consider using Mitchell Park as the concert venue.

Applications for funding through the 2021/22 Marketing Budget (Economic Development initiatives)

Event	Requested	MERG Recommendation
2021 Town Team Conference	2021/22 \$5,000	2021/22 \$5,000
BCCI – Enhancing Community & Business Wellbeing Masterclasses	2021/22 \$12,650	2021/22 \$8,625
Totals	2021/22 \$17,650	2021/22 \$13,625

Winter Wonderland event

Officers have been investigating a Winter activation to drive visitation and attract families over the July school holidays. A proposal has been received from Ice Rinks Australia (IRA), a Melbourne based company that provides ice rinks in venues all over Australia including Perth City, Fremantle and Mandurah. Their proposal includes an upfront cost to the City of \$90,000, IRA to retain the first \$80,000 of ticket sales, then ticket revenue over \$80,000 to be split 50/50. This covers hire of the 20m x 10m ice rink, all skates and equipment, event staffing, ticketing system and point of sale (POS) software system, lighting and audio visual, event management, inflatable play equipment and public liability for a 23-day hire period. The City would be responsible for providing the venue, marquee to cover the ice rink, and any additional infrastructure and food and drink vendors (Winter Village) if desired. The estimated cost to provide the marquees and associated infrastructure and equipment would be approximately \$20,000.

The proposal was discussed by MERG where it was felt that this activation would be best to hold over until winter 2022, following completion of the Mitchell Park redevelopment. This would allow more time to work with local businesses to secure their involvement, and also allow staff to seek quotes from other companies to ensure a more competitive process.

It is recommended that up to \$110,000 be allocated from the draft 2021/22 events budget to fund a winter activation for 2022.

Requests for Funding – 2020/21 Marketing Budget – Events Signage (Banners)

The City has a supply of event banners including teardrop banners, cloth rectangle banners and indoor pull up banners. These are distributed to all funded events as part of the contractual obligations when receiving sponsorship. While all care is taken to ensure that banners are issued and received back in good condition, over time the condition of banners, in particular the teardrop banners, have deteriorated to the point where there are only a small amount that are in good repair and cleanliness. There has been no new event signage purchased since 2017.

Officers have sought quotes from local suppliers, which have so far ranged from \$225 to \$300 per banner. It is recommended that up to \$5,000 is allocated from the draft 2020/21 marketing budget, to allow for the purchase of new teardrop banners. Depending on the accepted quote, this will purchase up to 22 new banners.

Events Strategy

At the meeting of 9 September 2020, Council endorsed (C2009/110) the allocation of up to \$12,000 towards the update of the City's Event Strategy. A Request for Quotation was issued which closed the day after the MERG meeting on 28 April 2021. No submissions were received. Ten suppliers downloaded the document from Vendor Panel. Each were contacted for feedback to understand reasons for not submitting a proposal. Capacity with current resourcing and workloads, concerns regarding the ability to deliver the scope within the 10 weeks specified and the sufficiency of the allocated budget of \$12,000 were cited as the key issues.

The budget of \$12,000 was agreed before the full extent of funding remaining in the 2020/21 budget was known and prior to a full scope of works had been developed. The Events Strategy is a critical document that determines how over a million dollars of differential rates are allocated and administered annually to support key economic and social outcomes for our community. Since the Strategy was developed there have been significant investment decisions made to upgrade the airport, foreshores and CBDs with multi-million dollar priority projects such as the Australian Underwater Discovery Centre, Performing Arts and Convention Centre, Shelter Brewery and Hilton Hotel. These developments and their potential needs to be fully explored and capitalised upon in new strategies for events.

Based on supplier feedback, it is recommended a revised budget of up to \$40,000 be allocated towards the review to deliver the full scope of works. Suppliers will still be required to provide a cost breakdown and price each deliverable separately so that elements can be prioritised and options available not to expend the full amount. The timeframes to deliver the work will also be extended to three to four months.

Statutory Environment

The officer recommendation supports the general function of a local government under the *Local Government Act 1995* to provide for the good government of persons in its district.

Relevant Plans and Policies

The officer recommendation aligns with the City's Events Policy which provides event organisers with information on the event application and approval process and event sponsorship guidelines.

Financial Implications

At the Council meeting on 27 July 2020, Council resolved (C2007/070) to include an allocation of \$1,076,414 in the 2020/21 marketing and events budgets. At the meeting on 9 September 2020, Council endorsed (C2009/110) the following allocations from the 2020/21 events and marketing budgets:

- \$786,414 towards event sponsorship,
- \$250,000 towards Marketing and Economic Development initiatives, and
- \$40,000 towards City run events.

Funds currently committed from the 2020/21 events budget through multi-year agreements and Rounds 1 and 2 of the Event Sponsorship Program totals \$380,562. In addition, \$200,000 is allocated towards the development of an electronic events billboard. This leaves a balance of \$205,852 in the 2020/21 events budget for any further event attraction or initiatives. This balance includes funds from cancelled events.

Of the \$250,000 allocated to the 2020/21 marketing budget, \$120,000 has been allocated to the Airport Marketing Reserve, \$50,000 to the Busselton Performing Arts and Convention Centre (BPACC), up to \$12,000 had been allocated to update the City's Events Strategy and up to \$5,000 for the update of tourism signage, leaving a balance of \$63,000 for any further initiatives. It is recommended that the remaining balance after any further allocations be transferred to the Airport Marketing Reserve.

Of the \$40,000 allocated to City run events, a total of \$11,684 was spent on seven Sun-Sets on the Bay events in Busselton and Dunsborough. This leaves a balance of \$28,316. Pending any further initiatives, the remaining balance at the end of financial year will remain in the Marketing and Area Promotion Reserve.

The draft 2021/22 budget includes an allocation of \$1,196,700 in the marketing and events budget, with a proposed split of \$924,900 for events, \$231,800 for marketing and economic development initiatives, and \$40,000 for City led events.

From the marketing budget, \$120,000 is proposed to be allocated to the Airport Marketing Reserve and \$50,000 is proposed to be allocated to the BPACC, leaving a balance of \$61,800 to be applied to marketing and economic development initiatives in the 2021/22 financial year, with no current proposals earmarked.

Funds that are already committed in the draft 2021/22 Events budget through multi-year agreements totals \$385,000, which leaves a total of \$539,900 to be allocated to Rounds 1 and 2 of the 2021/22 Events Sponsorship Program. These amounts are indicative, subject to final confirmation of the 2021/22 budget.

Stakeholder Consultation

Consultation has been undertaken with MERG members with representatives comprising the Busselton and Dunsborough Yallingup Chambers of Commerce and Industry, MRBTA, Busselton Jetty Inc. and the City of Busselton.

Risk Assessment

An assessment of the potential implications of implementing the officer recommendation has been undertaken using the City's risk management framework, with risks assessed taking into account any controls already in place. No risks of a medium or greater level have been identified.

Options

As an alternative to the proposed recommendation, the Council could choose not to support the recommendations made by MERG and resolve not to endorse part or all of the recommendations.

CONCLUSION

MERG has been established by Council to make recommendations on the way in which funds raised through the industrial and commercial differential rate for the purposes of events and marketing are allocated. This report contains the recommendations made at the 27 April 2021 MERG meeting, which if endorsed by Council, will result in the continuation of high quality events being held within the region, supported by successful marketing promotions. All recommendations support Council's vision of being recognised as the 'Events Capital WA.'

TIMELINE FOR IMPLEMENTATION OF OFFICER RECOMMENDATION

Following Council's decision, the outcomes will be communicated to MERG members and relevant event/marketing bodies for their information and implemented where required.

5.48pm: At this time, Cr Miles re-entered the meeting.

18. MOTIONS OF WHICH PREVIOUS NOTICE HAS BEEN GIVEN

Nil

19. URGENT BUSINESS**19.1 RFT 01-21 MITCHELL PARK CIVIL AND LANDSCAPING WORKS**

STRATEGIC GOAL	2. PLACE AND SPACES Vibrant, attractive, affordable
STRATEGIC OBJECTIVE	2.2 Attractive parks and open spaces that create opportunities for people to come together, socialise and enjoy a range of activities.
SUBJECT INDEX	Tenders
BUSINESS UNIT	Major Projects and Facilities
REPORTING OFFICER	Major Projects - Contract Admin & Tech Officer - Natalie Walker
AUTHORISING OFFICER	Director, Engineering and Works Services - Oliver Darby
NATURE OF DECISION	Contractual: To enter into a contract e.g. a lease or the award of a tender etc.
VOTING REQUIREMENT	Simple Majority
ATTACHMENTS	Attachment A Mitchell Park Landscape Stage 1A Layout Plan  
	Attachment B Published Under Separate Cover Confidential Peer Review RFT 01-21 Mitchell Park Civil and Landscaping Works
	Attachment C Published Under Separate Cover Confidential Tender Evaluation Report - RFT 01-21 Mitchell Park Civil and Landscaping Works

COUNCIL DECISION

C2105/108 Moved Councillor P Cronin, seconded Councillor L Miles

That the Council considers the item 'RFT 01-21 Mitchell Park Civil and Landscaping Works' as urgent business under clause 5.9(1) of the City's Standing Orders Local Law 2018.

CARRIED 9/0

COUNCIL DECISION AND OFFICER RECOMMENDATION

C2105/109 Moved Councillor J Barrett-Lennard, seconded Councillor S Riccelli

That the Council:

1. Note that the contract between the City of Busselton and Pindan Projects WA Pty Ltd was terminated by virtue of Pindan Projects WA Pty Ltd having entered into liquidation on 18 May 2021.
2. Pursuant to RFT 01/21 Mitchell Park Civil & Landscaping Works, accept the tender from Busselton Civil Pty Ltd for the Stage 1A works (tendered price \$721,621.22 exclusive of GST) as the most advantageous tender, subject to minor variations to be negotiated in accordance with Regulation 20 of the Local Government (Functions and General) Regulations 1996 (FG Regs).
3. Delegate power and authority to the Chief Executive Officer to:
 - a. negotiate and agree with Busselton Civil Pty Ltd minor variations in accordance with Regulation 20 of the FG Regs, subject to such variations and final terms not exceeding the overall project budget;
 - b. enter into a contract with the Busselton Civil Pty Ltd for supply of the relevant goods and services.

CARRIED 9/0

EXECUTIVE SUMMARY

Pursuant to RFT 01-21, the City entered into a contract with Pindan Projects WA Pty Ltd for redevelopment of Mitchell Park. Within 6 weeks of entering into that contract, the City received confirmation that Pindan Projects WA Pty Ltd entered into liquidation. As a result the City terminated the contract with Pindan Projects WA Pty Ltd.

This report recommends that Council, pursuant to regulation 18(7) of the *Local Government (Functions and General) Regulations 1996*, accepts the tender from Busselton Civil Pty Ltd as most advantageous to the City and delegate power and authority to the CEO to negotiate and agree final terms and conditions with Busselton Civil Pty Ltd and enter into a contract(s) for the Stage 1A works of the Mitchell Park project.

BACKGROUND

The upgrade of Mitchell Park has been considered as part of the ongoing revitalisation and asset renewal for the town centre for a number of years and, following a public consultation process, Council resolved to proceed with this project to coincide with the redevelopment of the adjacent Busselton Central shopping centre. The City invited tenders under RFT 01-21 'Mitchell Park Civil and Landscaping Works' for the upgrade, renewal and inclusion of new civil and landscape components to Mitchell Park and, pursuant to this procurement process, Council resolved on 24 March 2021 as follows:

C2103/051

That the Council:

- 1. Pursuant to RFT 01/21 Mitchell Park Civil & Landscaping Works, accept the tender from Pindan Projects WA Pty Ltd for the Stage 1A works (tendered price \$685,265.04 exclusive of GST) as the most advantageous tender (Successful Tenderer), subject to minor variations to be negotiated in accordance with Regulation 20 of the Local Government (Functions and General) Regulations 1996 (FG Regs).**
- 2. Delegate power and authority to the Chief Executive Officer to:**
 - a. negotiate and agree with the Successful Tenderer minor variations in accordance with Regulation 20 of the FG Regs, subject to such variations and final terms not exceeding the overall project budget; and**
 - b. enter into a contract with the Successful Tenderer for supply of the relevant goods and services.**
- 3. Endorse the requested budget amendment outlined in Table 1 below resulting in no change to the budgeted cash position.**

In accordance with the above-mentioned Council resolution, the City entered into a contract with Pindan Projects WA Pty Ltd (Pindan Projects) on 7 April 2021 to undertake the works and, in accordance with the contract, possession of the site was given to Pindan Projects on 29 April 2021.

Media reports during or about 17 May 2021 indicated that companies within the Pindan group of companies experienced financial difficulties. Subsequent site inspections by City officers on 19 and 20 May 2021 indicated that Pindan Projects had suspended performance of the work under the contract. This was confirmed during telephone conversations between City officers and Pindan Projects' employees over the same period.

On 20 May 2021, the City received confirmation that of all the companies within the Pindan group of companies, three companies entered into voluntary administration while the other six companies went entered into liquidation. Pindan Projects (i.e. the entity that entered into the contract with the City) was one of the companies that entered into liquidation.

This report recommends to Council a course of action to resolve the issues arising from Pindan Projects' liquidation.

OFFICER COMMENT

Pindan Projects contract

The contract price agreed upon with Pindan Projects is \$685,265.04 excl. GST. As at the date of this report, Pindan Projects have completed a relatively small amount of the work under the contract. These works comprise site establishment, fencing and demolition works. The City has not yet received a payment claim from Pindan Projects and has not paid any money under the contract to Pindan Projects. The contract requires from Pindan Projects to provide performance security in the form of retention monies.

The contract between the City and Pindan Projects provided the City with the ability to terminate the contract based on an 'insolvency event' (which, per definition, includes appointment of a liquidator).

Given that:

- Pindan Projects entered into liquidation (rather than administration);
- The City received confirmation that on 18 May 2021 a liquidator was appointed for Pindan Projects;
- Pindan Projects suspended performance of its work under the contract;
- Pindan Projects has clearly wholly or substantially abandoned its work (and the site) under the contract; and
- Following the demolition works that have been undertaken, the construction site posed public safety concerns and risks;

the City terminated the contract with Pindan Projects on 25 May 2021.

The City will in due course assess and determine, in accordance with the contract, payment claims that may be lodged by Pindan Projects (if any) and claims which the City may have in relation to losses or damages suffered by the City as a consequence of Pindan Projects having entered into liquidation (if any).

In order to mitigate the public safety risk associated with the condition of the construction site, City officers arranged with the fencing contractor not to remove the security fence for the time being.

Procurement process new contractor

For public safety reasons, and also due to the fact that the Mitchell Park works interface with works to be undertaken by the developers of the adjacent Busselton Central Shopping Centre, it is essential for the Mitchell Park works to be completed with the shortest practical timeframe. For these reasons, City officers recommend that Council resolve to commence without any delay the procurement process for engaging a suitable contractor to undertake and complete these works.

As discussed under Statutory Environment, the City may accept pursuant to RFT 01-21 from the other tenders that were received, the tender it thinks would be most advantageous to the City to accept.

Pursuant to RFT 01-21 the City received, in addition to the tender from Pindan Projects, four other compliant tenders from the following contractors:

- BOS Civil Pty Ltd
- Busselton Civil Pty Ltd
- Environmental Industries Pty Ltd
- LD Total Pty Ltd

Tender assessment process

All abovementioned tenders were assessed in accordance with the City's procurement practices and procedures, with the tender assessments being carried out by a tender evaluation panel comprising City officers with relevant skills and experience.

As was reported in the abovementioned 24 March 2021 Council report, this tender assessment process included:

- Tenders received were assessed against relevant compliance criteria. The compliance criteria were not point scored. Each submission was assessed on a *Yes/No* basis as to whether each criterion was satisfactorily met. All tenders were deemed compliant.
- The assessment of tenders against the following qualitative criteria; weighted according to the table below:

<u>Criteria</u>	<u>Weighting</u>
• Relevant Experience	25%
• Local Benefit	5%
• Demonstrated Understanding	20%

The qualitative criteria were scored depending on the extent of which each tenderer was able to appropriately satisfy each criteria. The tendered prices were then assessed together with the weighted qualitative criteria and the tenders scored and ranked to determine the most advantageous outcome to the City; based on principles of representing best value for money. That is, although price is a consideration, the tender containing the lowest price will not necessarily be accepted by the City and nor will the tender be ranked the highest on the qualitative criteria.

Summary of Assessment Outcomes

The outcome of the evaluation panel's assessment was that Busselton Civil Pty Ltd was determined to be the second highest ranked tenderer (i.e. behind the tender from Pindan Projects that was the first ranked tender at the time).

Busselton Civil Pty Ltd provided a good range of previous experience in similar scope and scale to this project. They demonstrated a good understanding of the project requirements, detailed program and local knowledge. They also identified local benefit through support of local community groups.

The main reason why the tender from Busselton Civil Pty Ltd ranked second, was due to price considerations, with Busselton Civil Pty Ltd's tendered price being marginally more expensive than Pindan Projects' tendered price.

Based on the Evaluation Panel's assessment and overall ranking of the tenders, it is recommended that it would be the most advantageous to the City to accept the tender from Busselton Civil Pty Ltd for the following reasons:

- The tender from Busselton Civil Pty Ltd demonstrated a good range of relevant experience and ability to deliver the scope of works.
- The tender from Busselton Civil Pty Ltd demonstrated a good understanding of the project requirements.

City officers undertook a high level financial risk assessment in relation to Busselton Civil Pty, which comprised of the following:

The City obtained a "Risk of Failure Report" from Illion Direct (a commercial credit services provider) in respect to Busselton Civil Pty Ltd. The "Risk of Failure Report" details Busselton Civil Pty Ltd's risk of failure as assessed against a range of criteria/information, including:

- Entity's legal structure
- Currency of ASIC registration
- Corporate ownership and officers
- Legal events, collections and commercial defaults
- Credit risk analysis

The "Risk of Failure Report" indicated the following:

Relative risk level – *"Average"*

Recommendation – *"Extend terms"*

Other considerations:

The following terms under the proposed contract between the City and Busselton Civil Pty Ltd should provide the City with a certain level of security:

- (1) Payment terms: under the contract payments to the contractor are to be made in arrears (i.e. payments for work completed and/or goods/services supplied); and
- (2) Security: the contractor's performance under the contract is to be secured by way of a security bond (either unconditional bank guarantees or retention money).

Given the above it is considered that the financial risk to the City of entering into the Contract with the Busselton Civil Pty Ltd is acceptable.

Contract price

The price submitted by Busselton Civil Pty Ltd pursuant to RFT 01-21 exceeds the City's project budget. Therefore, officers recommend that Council endorse Busselton Civil Pty Ltd as the preferred tenderer, but delegate power and authority to the CEO to negotiate the scope of works, contract price and other variations that may be required to deliver the project within budget. As part of these negotiations, the City will negotiate with the preferred tenderer a mutually acceptable strategy for factoring in the value of works that have been undertaken to date.

Statutory Environment

In terms of section 3.57 of the *Local Government Act 1995*, a local government is required to invite tenders before it enters into a contract of a prescribed kind under which another person is to supply goods and service. Part 4 of the *Local Government (Functions and General) Regulations 1996*:

- requires that tenders be publicly invited for such contracts where the estimated cost of providing the required goods and/or service exceeds \$250,000; and
- under Regulations 11, 14, 18, 20 and 21A provides the statutory framework for inviting and assessing tenders and awarding contracts pursuant to this process.

With regard to RFT 01-21, City officers have complied with abovementioned legislative requirements.

The contract value of the works to be undertaken pursuant to RFT 01-21 exceeds \$500,000. Therefore, in accordance with section 5.43(b) of the *Local Government Act 1995*, read with City of Busselton Delegation DA 1-07 “*Inviting, Rejecting and Accepting Tenders*”, accepting a tender pursuant to RFT 01-21 requires a Council resolution.

In terms of regulation 18(7) of the *Local Government (Functions and General) Regulations 1996*, if a local government has accepted a tender and acceptance of the tender creates a contract and within 6 months of the day on which the tender was accepted the local government and the successful tenderer agree to terminate the contract, the local government may accept from the other tenders the tender which it thinks it would be most advantageous to the local government to accept. Although the abovementioned regulation refers to termination by “agreement”, City officers are of view that the intention of the legislature was for these provisions to also apply to circumstances where termination of a contract is based on an “insolvency event” (as referred to in the contract between the City and Pindan Projects). Given that the contract between the City and Pindan Projects was entered into in less than 6 months ago (April 2021) it is considered that the City has the power to accept from the other tenders received pursuant to RFT 01-21 the tender which it thinks it would be most advantageous to the City to accept.

Relevant Plans and Policies

The City's purchasing policies, its occupational health and safety and asset management were all relevant to the RFT, and have been adhered to in the process of requesting and evaluating tenders.

Financial Implications

The Mitchell Park upgrade will be funded from its existing 2020/21 budget allocation of \$820,000. The current budget allocation after expenditure to date is \$692,137.77. Year to date expenditure totals include design consultancy fees, clearing permit cost, tree maintenance costs, granite boulders and City-supplied items including light poles, bollards, luminaires, pavers and drinking fountain.

As discussed in Officer Comment, the price submitted by Busselton Civil Pty Ltd pursuant to RFT 01-21 exceeds the City's project budget. Therefore, officers recommend that Council endorse Busselton Civil Pty Ltd as the preferred tenderer, but delegate power and authority to the CEO to negotiate the scope of works, contract price and other variations that may be required to deliver the project within budget, with the preferred tenderer.

Stakeholder Consultation

The City has not undertaken additional stakeholder consultation relevant to the issues outlined in this report.

Risk Assessment

An assessment of the potential implications of implementing the officer's recommendation has been undertaken using the City's risk management framework, with the intention being to identify risks which, following implementation of controls, are identified as medium or greater.

No risks categorised as medium or greater have been identified in relation to accepting the tender from Busselton Civil Pty Ltd, as this contractor has been assessed as being capable of delivering the services to a suitable service level.

There is a certain level of risk associated with termination of the contract between the City and Pindan Projects, in particular in relation to:

- Pindan Projects' liquidator potentially disputing termination of the contract;
- Payment claims that may be lodged Pindan Projects' liquidator; and
- The City's ability to recover damages/losses suffered by the City as a consequence of Pindan Projects' liquidation.

Based on the relevant controls (contract terms and conditions) and the circumstances under which the contract was terminated (as outlined under Officer Comment above) City officers identified none of these risks as being medium or greater.

Options

As an alternative to the proposed recommendation, the Council could:

1. Award the tender to an alternative tenderer. In the view of the tender evaluation that has been undertaken, this option is not recommended as it could result in the tender being awarded to a tenderer that is not most advantageous to the City.
2. Resolve not to accept a tender pursuant to RFT 01-21. This course of action is also not recommended, as this would require recommencement of the procurement process (i.e. inviting tenders *de novo*), which will in all likelihood result in:
 - (a) Unnecessary additional costs to the City in having to secure the construction site for an extended period of time; and
 - (b) Significant delays to completion of the project, which could also have adverse consequences for the timing of redevelopment of the adjacent Busselton Central Shopping Centre.

CONCLUSION

Given the unforeseen circumstances which resulted from Pindan Projects having entered into liquidation, it is considered most advantageous to the City to accept pursuant to RFT01-21 and regulation 18(7) of the *Local Government (Functions and General) Regulations 1996* the tender from Busselton Civil Pty Ltd as the most advantageous to the City and to delegate to the CEO the power to negotiate minor variations and enter into a contract for the supply of these goods and services.

TIMELINE FOR IMPLEMENTATION OF OFFICER RECOMMENDATION

Should Council adopt the officer recommendation, it is expected that negotiations with Busselton Civil Pty Ltd could be finalised within 5 business days and, subject to the parties reaching agreement, that possession of the construction site could be given to the contractor within a further 5 business days.



20. CONFIDENTIAL REPORTS

Nil

21. CLOSURE

The Presiding Member closed the meeting at 5.51pm.

THESE MINUTES CONSISTING OF PAGES 1 TO 100 WERE CONFIRMED AS A TRUE AND
CORRECT RECORD ON WEDNESDAY, 9 JUNE 2021.

DATE: 9 June 2021 PRESIDING MEMBER: _____

