



Finance Committee

# Minutes

Wednesday 4 October 2023

## *Our Vision*

Where environment, lifestyle and opportunity meet



## *Community Aspirations*



### KEY THEME 1

#### **Environment**


An environment that is valued, conserved and enjoyed by current and future generations.



### KEY THEME 2

#### **Lifestyle**

A place that is relaxed, safe and friendly, with services and facilities that support positive lifestyles and wellbeing.



### KEY THEME 3

#### **Opportunity**

A vibrant City with diverse opportunities and a prosperous economy.



### KEY THEME 4

#### **Leadership**

A Council that connects with the community and is accountable in its decision making.

## MINUTES

Minutes of a meeting of the Finance Committee held in the Council Chambers, Administration Building, Southern Drive, Busselton, on Wednesday 4 October 2023 at 10:00 am.

### TABLE OF CONTENTS

<b>1 OFFICIAL OPENING.....</b>	<b>4</b>
<b>2 ATTENDANCE.....</b>	<b>4</b>
<b>3 DISCLOSURES OF INTEREST .....</b>	<b>5</b>
<b>4 PUBLIC QUESTION TIME.....</b>	<b>5</b>
4.1 RESPONSES TO PREVIOUS QUESTIONS TAKEN ON NOTICE .....	5
4.3 QUESTION TIME FOR PUBLIC - MINUTES.....	5
<b>5 CONFIRMATION AND RECEIPT OF MINUTES.....</b>	<b>6</b>
5.1 FINANCE COMMITTEE 6 SEPTEMBER 2023 .....	6
<b>6 REPORTS.....</b>	<b>7</b>
6.1 BUDGET AMENDMENT - RESERVE CLOSURES .....	7
6.2 LIST OF PAYMENTS MADE - AUGUST 2023 .....	12
6.3 MONTHLY FINANCIAL REPORT - YEAR TO DATE 31 AUGUST 2023 .....	26
<b>7 CONFIDENTIAL MATTERS .....</b>	<b>62</b>
<b>8 NEXT MEETING DATE .....</b>	<b>63</b>
<b>9 CLOSURE.....</b>	<b>63</b>

## 1. OFFICIAL OPENING

The meeting opened at 10:01am.

The Presiding Member welcomed Councillors, staff, guests and members of the public to the Finance Committee Meeting of 4 October 2023.

The Presiding Member acknowledged the Wadandi and Bibbulmun people as the traditional custodians of this region and paid respects to Elders past and present.

This meeting was audio recorded for minute taking purposes.

## 2. ATTENDANCE

PRESIDING MEMBER	MEMBERS
Cr Anne Ryan	Cr Paul Carter
	Cr Grant Henley
	Cr Sue Riccelli
	Cr Ross Paine ( <i>Deputy</i> )

OFFICERS	
Ms Sarah Pierson	Director, Corporate Strategy and Performance
Mr Paul Sheridan	Manager Financial Services
Ms Tegan Robertson	Governance and Risk Coordinator
Ms Jo Barrett-Lennard	Governance Officer

APOLOGIES	
Cr Mikayla Love	<i>Parental Leave (entitled absence)</i>

PUBLIC	
Nil	

### **3. DISCLOSURES OF INTEREST**

#### **DISCLOSURES OF FINANCIAL INTEREST**

Nil

#### **DISCLOSURES OF IMPARTIALITY INTEREST**

Nil

### **4. PUBLIC QUESTION TIME**

#### **4.1 RESPONSES TO PREVIOUS QUESTIONS TAKEN ON NOTICE**

Nil

#### **4.3 QUESTION TIME FOR PUBLIC - MINUTES**

Nil

## 5. CONFIRMATION AND RECEIPT OF MINUTES

### 5.1 Finance Committee 6 September 2023

#### **COMMITTEE DECISION**

**F2310/39** Moved Cr Grant Henley, seconded Cr Paul Carter

**That the Minutes of the Finance Committee 6 September 2023 be confirmed as a true and correct record.**

**CARRIED 5 / 0**

**FOR: Cr Anne Ryan, Cr Grant Henley, Cr Paul Carter, Cr Ross Paine and Cr Sue Riccelli**

**AGAINST: Nil**

## 6. REPORTS

### 6.1 Budget Amendment - Reserve Closures

<b>Strategic Theme:</b>	Key Theme 4: Leadership 4.2 Deliver governance systems that facilitate open, ethical and transparent decision making. 4.5 Responsibly manage ratepayer funds to provide for community needs now and in the future.
<b>Directorate:</b>	Finance and Corporate Services
<b>Reporting Officer:</b>	Manager Financial Services - Paul Sheridan
<b>Authorised By:</b>	Director of Corporate Strategy and Performance - Sarah Pierson
<b>Nature of Decision:</b>	Executive: Substantial direction setting, including adopting budgets, strategies, plans and policies (excluding local planning policies); funding, donations and sponsorships; reviewing committee recommendations.
<b>Voting Requirements:</b>	Absolute Majority
<b>Disclosures of Interest:</b>	No officers preparing this item have an interest to declare.
<b>Attachments:</b>	Nil

#### COMMITTEE RECOMMENDATION

**F2310/40** Moved Cr Paul Carter, seconded Cr Grant Henley

**That the Council:**

#### **1. Closes the following reserves:**

Reserve Name	Purpose of the Reserve
Commonage Precinct Infrastructure Road Reserve	To be utilised for the purpose of road infrastructure and road safety upgrades within the Commonage Contribution Area in accordance with the Commonage Contributions Area policy provisions.
Community Facilities - City District	To hold development contributions received by the City for the provision of new or upgraded community infrastructure within the District.
Community Facilities – Broadwater	To hold development contributions received by the City for the provision of new or upgraded community infrastructure within the Precinct as per the adopted contributions plan.
Community Facilities – Busselton	To hold development contributions received by the City for the provision of new or upgraded community infrastructure within the Precinct as per the adopted contributions plan.
Community Facilities – Dunsborough	To hold development contributions received by the City for the provision of new or upgraded community infrastructure within the Precinct as per the adopted contributions plan.
Community Facilities - Dunsborough Lakes Estate	To hold development contributions received by the City for the provision of new or upgraded community infrastructure within the Precinct as per the adopted contributions plan.
Community Facilities – Geographe	To hold development contributions received by the City for the provision of new or upgraded community infrastructure within the Precinct as per the adopted contributions plan.

Community Facilities - Port Geographe	To hold development contributions received by the City for the provision of new or upgraded community infrastructure within the Precinct as per the adopted contributions plan.
Community Facilities – Vasse	To hold development contributions received by the City for the provision of new or upgraded community infrastructure within the Precinct as per the adopted contributions plan.
Community Facilities - Airport North	To hold development contributions received by the City for the provision of new or upgraded community infrastructure within the Precinct as per the adopted contributions plan.
Commonage Precinct Bushfire Facilities Reserve	For the purpose of the provision of fire protection facilities in accordance with the Commonage Contributions Area policy provisions.
Commonage Community Facilities Dunsborough Lakes South Reserve	For the purpose of the provision of future recreational facilities at Dunsborough Lakes South in accordance with the Dunsborough Lakes Developer Contributions Plan.
Commonage Community Facilities South Biddle Precinct Reserve	To be utilised for the provision of community facilities within the South Biddle Precinct in accordance with the Commonage Area Implementation Policy provisions.
Public Art Reserve	To hold development contributions received by the City for the commissioning, purchase and enhancement of public art works within the District.

**2. Acknowledges that funds held in these reserves are also held in restricted fund accounts, with restrictions on use of the funds that mirror the reserve purposes listed at 1 above, and that the funds will continue to be held in restricted fund accounts.**

**CARRIED 5 / 0**

**FOR: Cr Anne Ryan, Cr Grant Henley, Cr Paul Carter, Cr Ross Paine and Cr Sue Riccelli**

**AGAINST: Nil**

### OFFICER RECOMMENDATION

That the Council:

1. Closes the following reserves:

Reserve Name	Purpose of the Reserve
Commonage Precinct Infrastructure Road Reserve	To be utilised for the purpose of road infrastructure and road safety upgrades within the Commonage Contribution Area in accordance with the Commonage Contributions Area policy provisions.
Community Facilities - City District	To hold development contributions received by the City for the provision of new or upgraded community infrastructure within the District.
Community Facilities – Broadwater	To hold development contributions received by the City for the provision of new or upgraded community infrastructure within the Precinct as per the adopted contributions plan.
Community Facilities – Busselton	To hold development contributions received by the City for the provision of new or upgraded community infrastructure within the Precinct as per the adopted contributions plan.
Community Facilities – Dunsborough	To hold development contributions received by the City for the provision of new or upgraded community infrastructure within the Precinct as per the adopted contributions plan.
Community Facilities - Dunsborough Lakes Estate	To hold development contributions received by the City for the provision of new or upgraded community infrastructure within the Precinct as per the adopted contributions plan.



Community Facilities – Geographe	To hold development contributions received by the City for the provision of new or upgraded community infrastructure within the Precinct as per the adopted contributions plan.
Community Facilities - Port Geographe	To hold development contributions received by the City for the provision of new or upgraded community infrastructure within the Precinct as per the adopted contributions plan.
Community Facilities – Vasse	To hold development contributions received by the City for the provision of new or upgraded community infrastructure within the Precinct as per the adopted contributions plan.
Community Facilities - Airport North	To hold development contributions received by the City for the provision of new or upgraded community infrastructure within the Precinct as per the adopted contributions plan.
Commonage Precinct Bushfire Facilities Reserve	For the purpose of the provision of fire protection facilities in accordance with the Commonage Contributions Area policy provisions.
Commonage Community Facilities Dunsborough Lakes South Reserve	For the purpose of the provision of future recreational facilities at Dunsborough Lakes South in accordance with the Dunsborough Lakes Developer Contributions Plan.
Commonage Community Facilities South Biddle Precinct Reserve	To be utilised for the provision of community facilities within the South Biddle Precinct in accordance with the Commonage Area Implementation Policy provisions.
Public Art Reserve	To hold development contributions received by the City for the commissioning, purchase and enhancement of public art works within the District.

2. Acknowledges that funds held in these reserves are also held in restricted fund accounts, with restrictions on use of the funds that mirror the reserve purposes listed at 1 above, and that the funds will continue to be held in restricted fund accounts.

## EXECUTIVE SUMMARY

This report recommends that Council close a number of reserve accounts where funds are also held in restricted asset accounts. The practice of holding funds in reserve accounts was to aid in the transparency of reporting however it creates administrative inefficiencies and can give rise to misreporting and inaccurate budgeting risks.

It is also no longer necessary for transparency purposes, as details of all restricted funds are capable of being obtained and reported on, regardless of whether they are held in restricted fund liability accounts, or restricted fund reserve accounts.

## STRATEGIC CONTEXT

Closing the reserves and removing the overlap of the recording of these funds in two places assists in on-going chart of accounts upgrade and systems improvements projects, as well as progression in the completion of the CEO KPI of Reserves Consolidation. This improves financial governance processes.

## BACKGROUND

At present, CoB has a number of restricted assets for various developer contributions that are also recorded in reserve accounts.

Since 1<sup>st</sup> July 2019, this has not been a technically correct treatment per accounting standards AASB 15 & 1058 as being in reserves indicates that these funds have previously been recognised as

revenue (and therefore in retained surplus), which they haven't – they are in liability accounts waiting to be recognised as revenue (when they are used).

CoB has been satisfying accounting standard compliance for audit purposes by having offsetting entries in a different part of the equity (retained surplus) section of the Statement of Financial Position (balance sheet). This negates or offsets the overlapping amount reported as being "in reserves".

Having dual recorded funds creates administrative inefficiencies (and risks of errors), by having to process what is effectively 6 sided entries every time one of these items needs to be adjusted (both from an actual and a budgeting perspective). It is also not necessary as having the cash set aside and recorded in the restricted assets accounts already ensures the funds can only be used for their original intended purposes.

One of the next parts of the Chart of Accounts upgrade and systems improvement project involves the establishment of a system-based mechanism for recording, transacting and budgeting all the various prepaid grants and contributions – our restricted funds held in liability accounts – which heretofore were administered manually in spreadsheets, outside the core system. To do this however, we need to "uncouple" these restricted funds from the reserves that they were also recorded in.

#### **OFFICER COMMENT**

Research and investigation with various officers, particularly those in planning who have knowledge of the original planning policies and agreements with developers, has confirmed that there are no definitive requirements to create a reserve to house the funds. The requirements of these documents were simply to ensure that the funds were "set aside", and only used for the intended purposes. Up until 2018, the funds were set aside in restricted assets.

In 2018 there was a desire for improved reporting structures that outlined the details of not only restricted reserve funds, but also the developer contributions held in restricted assets. Due to system limitations at the time, plus the technical ability to do so per accounting standards, it was deemed most efficient to transfer these funds to reserve accounts. It should be noted also that not all restricted asset funds were transferred to reserve accounts, which left a complicated mix of fund locations, and increased the administrative burden as fund balances and contribution scenarios grew with the community.

To ensure continued transparent reporting of all restricted funds reports can now be easily created that draw information from restricted funds held in reserves and from restricted funds held in liability accounts, to present a combined restricted funds schedule.

#### **Statutory Environment**

*Local Government Act 1995, AASB 15, AASB 1058*

#### **Relevant Plans and Policies**

Not applicable.

### **Financial Implications**

There will be a nil impact on the budget by closure of these reserves as the funds will continue to be held in restricted assets.

### **External Stakeholder Consultation**

Not Applicable

### **Risk Assessment**

No risks of a medium or greater level have been identified.

### **Options**

As an alternative to the proposed recommendation the Council could choose not to adopt the officers recommendations

### **CONCLUSION**

Adoption of the recommendations will help to ensure accounting compliance, systems and administrative efficiency, progression towards completion of CEO KPI's, and minimisation of risks of reporting errors.

### **TIMELINE FOR IMPLEMENTATION OF OFFICER RECOMMENDATION**

The officer recommendation will be implemented in full in the month of adoption.

## 6.2 List of Payments Made - August 2023

<b>Strategic Theme:</b>	Key Theme 4: Leadership 4.2 Deliver governance systems that facilitate open, ethical and transparent decision making. 4.5 Responsibly manage ratepayer funds to provide for community needs now and in the future.
<b>Directorate:</b>	Finance and Corporate Services
<b>Reporting Officer:</b>	Manager Financial Services - Paul Sheridan
<b>Authorised By:</b>	Acting Director Finance and Corporate Services - Sarah Pierson
<b>Nature of Decision:</b>	Noting: The item is simply for information purposes and noting.
<b>Voting Requirements:</b>	Simple Majority
<b>Disclosures of Interest:</b>	No officers preparing this item have an interest to declare.
<b>Attachments:</b>	1. List of Payments for Council August 2023 [6.2.1 - 11 pages]

### COMMITTEE RECOMMENDATION

**F2310/41** Moved Cr Sue Riccelli, seconded Cr Paul Carter

That the Council notes payment of voucher numbers for the month of August 2023 as follows:

<b>CHEQUE PAYMENTS</b>	119737 - 119770	92,483.40
<b>ELECTRONIC FUNDS TRANSFER PAYMENTS</b>	97225 - 97773	4,869,445.80
<b>TRUST ACCOUNT PAYMENTS</b>	EFT# TR000004 - TR000007	74,287.91
<b>PAYROLL PAYMENTS</b>	01.08.23 - 31.08.23	1,684,144.06
<b>INTERNAL PAYMENT VOUCHERS</b>	DD #5384 - 5421	246,302.37
<b>TOTAL PAYMENTS</b>		<b>6,966,663.54</b>

**CARRIED 5 / 0**

**FOR: Cr Anne Ryan, Cr Grant Henley, Cr Paul Carter, Cr Ross Paine and Cr Sue Riccelli**

**AGAINST: Nil**

## **OFFICER RECOMMENDATION**

That the Council notes payment of voucher numbers for the month of August 2023 as follows:

CHEQUE PAYMENTS	119737 - 119770	92,483.40
ELECTRONIC FUNDS TRANSFER PAYMENTS	97225 - 97773	4,869,445.80
TRUST ACCOUNT PAYMENTS	EFT# TR000004 - TR000007	74,287.91
PAYROLL PAYMENTS	01.08.23 - 31.08.23	1,684,144.06
INTERNAL PAYMENT VOUCHERS	DD #5384 - 5421	246,302.37
TOTAL PAYMENTS		6,966,663.54

## **EXECUTIVE SUMMARY**

This report provides details of payments made from the City's bank accounts for the month of August 2023 for noting by the Council and recording in the Council Minutes.

## **STRATEGIC CONTEXT**

Provision of the list of payments, while a statutory requirement, also supports open and accountable governance.

## **BACKGROUND**

The *Local Government (Financial Management) Regulations 1996* (the Regulations) requires that, when the Council has delegated authority to the CEO to make payments from the City's bank accounts, a list of payments made is prepared each month for presentation to, and noting by, the Council.

## **OFFICER COMMENT**

In accordance with regular custom, the list of payments made for the month of August 2023 is presented for information.

## **Statutory Environment**

Section 6.10 of the *Local Government Act 1995* and more specifically Regulation 13 of the Regulations refer to the requirement for a listing of payments made each month to be presented to the Council.

## **Relevant Plans and Policies**

Not applicable.

## **Financial Implications**

Not applicable.

### **External Stakeholder Consultation**

Not applicable.

### **Risk Assessment**

An assessment of the potential implications of implementing the officer recommendation has been undertaken using the City's risk management framework, with risks assessed taking into account any controls already in place.

No risks of a medium or greater level have been identified.

### **Options**

Not applicable.

### **CONCLUSION**

The list of payments made for the month of August 2023 is presented for information.

### **TIMELINE FOR IMPLEMENTATION OF OFFICER RECOMMENDATION**

Not applicable.



LISTING OF PAYMENTS MADE  
UNDER DELEGATED AUTHORITY  
FOR THE MONTH OF AUGUST 2023

CHEQUE PAYMENTS	119737 - 119770	92,483.40
ELECTRONIC FUNDS TRANSFER PAYMENTS	97225 - 97773	4,869,445.80
TRUST ACCOUNT PAYMENTS	EFT# TR000004 - TR000007	74,287.91
PAYROLL PAYMENTS	01.08.23 - 31.08.23	1,684,144.06
INTERNAL PAYMENT VOUCHERS	DD #5384 - 5421	246,302.37
		<b>6,966,663.54</b>

CHEQUE PAYMENTS AUGUST 2023				
DATE	REF #	NAME	DESCRIPTION	AMOUNT \$
3/08/2023	119749	ARTGEO PETTY CASH	PETTY CASH REIMBURSEMENT	40.90
30/08/2023	119763	ARTGEO PETTY CASH	PETTY CASH REIMBURSEMENT	67.90
3/08/2023	119750	BUSSELTON PUBLIC LIBRARY - PETTY CASH	PETTY CASH REIMBURSEMENT	124.35
3/08/2023	119748	CITY OF BUNBURY	CONTRIBUTION TO WASTE TENDER	5,500.00
23/08/2023	119759	CITY OF BUSSELTON - PETTY CASH	PETTY CASH REIMBURSEMENT	553.05
3/08/2023	119752	COMMISSIONER OF STATE REVENUE	REFUND OF RATE OVERPAYMENT	814.19
24/08/2023	119764	G BARNARD	BIO DIVERSITY RATE REBATE	626.69
3/08/2023	119746	GEOGRAPHE LEISURE CENTRE - PETTY CASH	PETTY CASH REIMBURSEMENT	275.45
16/08/2023	119754	J MARKLEW & T NGUYEN-VERDENET	CROSSOVER SUBSIDY PAYMENT	201.80
24/08/2023	119766	JOEL AND FIONA HODGKINSON	BIO DIVERSITY RATE REBATE	250.00
24/08/2023	119770	KEITH & PAULA TAYLOR	BIO DIVERSITY RATE REBATE	250.00
3/08/2023	119745	LANDGATE CUSTOMER ACCOUNT	RAVENSTHORPE NOMINEES LEASE	203.00
30/08/2023	119761	LANDGATE CUSTOMER ACCOUNT	VASSE COMMUNITY GARDEN LEASE	203.00
24/08/2023	119769	M NEAL	BIO DIVERSITY RATE REBATE	517.14
16/08/2023	119757	M PESCHEL	REFUND DOG REGISTRATION	30.00
16/08/2023	119755	MADELINE RYAN	CROSSOVER SUBSIDY PAYMENT	208.60
24/08/2023	119765	OWEN AND JANE BENNETT	BIO DIVERSITY RATE REBATE	250.00
16/08/2023	119756	R SCOTT	REFUND DOG REGISTRATION	37.50
24/08/2023	119767	SHANNON AND AMY MOLLOY	BIO DIVERSITY RATE REBATE	531.20
3/08/2023	119737	VOIDED	VOIDED	-
3/08/2023	119738	VOIDED	VOIDED	-
3/08/2023	119739	VOIDED	VOIDED	-
3/08/2023	119740	VOIDED	VOIDED	-
3/08/2023	119741	VOIDED	VOIDED	-
3/08/2023	119742	VOIDED	VOIDED	-
3/08/2023	119743	VOIDED	VOIDED	-
3/08/2023	119744	VOIDED	VOIDED	-
16/08/2023	119758	VOIDED	VOIDED	-
24/08/2023	119768	W MUELLER	BIO DIVERSITY RATE REBATE	761.67
3/08/2023	119751	W SUGIARTI & DM BOCCAMAZZO	CROSSOVER SUBSIDY PAYMENT	317.00
3/08/2023	119747	WATER CORPORATION	WATER SERVICES	45.83
9/08/2023	119753	WATER CORPORATION	WATER SERVICES	2,094.58
23/08/2023	119760	WATER CORPORATION	WATER SERVICES	70,899.69
30/08/2023	119762	WATER CORPORATION	WATER SERVICES	7,679.86
				<b>92,483.40</b>

EFT PAYMENTS AUGUST 2023				
DATE	REF #	NAME	DESCRIPTION	AMOUNT \$
9/08/2023	97382	1840 PTY LTD T/AS OBF WEDDINGS	REFUND OF APPLICATION	306.00
9/08/2023	97253	1SPATIAL AUSTRALIA PTY LTD	TRAINING SERVICES	858.00
22/08/2023	97625	360 ENVIRONMENTAL	ENVIRONMENTAL CONSULTANCY - SEDIMENT REMOVAL LOWER VASSE RIVER	30,151.00
9/08/2023	97466	ACTIV FOUNDATION INC	MAINTENANCE SERVICES	2,719.20
22/08/2023	97714	ACTIV FOUNDATION INC	MAINTENANCE SERVICES	22,320.10
9/08/2023	97265	ACURIX NETWORKS	INTERNET WIFI ACCESS	3,996.65
9/08/2023	97316	ADVANCED DRIVEWAY SEALING	MAINTENANCE SERVICES	1,860.50
22/08/2023	97584	ADVANCED DRIVEWAY SEALING	MAINTENANCE SERVICES	3,566.20
22/08/2023	97679	AEROCO PTY LTD	AIRPORT SERVICES	1,815.00
9/08/2023	97360	AHOY MANAGEMENT	CABIN FEVER FESTIVAL ACTIVITIES	17,600.00
9/08/2023	97482	AIRPORT LIGHTING SPECIALISTS	ELECTRICAL SERVICES	478.50
9/08/2023	97417	AIRWORKS CONSULTING PTY LTD	AIRPORT CONSULTING	1,408.00
9/08/2023	97440	AJ & MC DAVIS	ART SALES	248.50
9/08/2023	97298	ALINTA SALES PTY LTD	ELECTRICITY	61.90
22/08/2023	97629	ALISON MARTIN	MINOR DONATION	500.00
9/08/2023	97498	ALLOY & STAINLESS PRODUCTS	PLANT PURCHASES / SERVICES / PARTS	1,081.12
22/08/2023	97616	ALTUS GROUP CONSULTING PTY LTD	COST MANAGEMENT SERVICES	4,400.00
22/08/2023	97701	AMD CHARTERED ACCOUNTANTS	ACCOUNTANCY SERVICES	3,190.00
9/08/2023	97472	AMITY SIGNS	SIGNAGE SERVICES	218.35
9/08/2023	97374	ANDREW INGREY	GLC REFUNDS	51.50
9/08/2023	97270	ANNA FOLEY	WELLNESS SERVICES	2,540.00
9/08/2023	97406	ANTHONY ROBERTS TA CAR CARE (WA) BUSSELT	CAR DETAILING	82.00
22/08/2023	97673	APH CONTRACTORS PTY LTD	EARTHMOVING SERVICES	4,559.50
22/08/2023	97589	AQUATIC SERVICES WA PTY LTD	POOL SERVICE AND MAINTENANCE	6,889.30
9/08/2023	97257	ARBOR GUY	TREE MAINTENANCE SERVICES	7,480.77
22/08/2023	97545	ARBOR GUY	TREE MAINTENANCE SERVICES	21,669.03
22/08/2023	97663	ARBORCULTURE AUSTRALIA LTD	INDUSTRY SUPPORT	880.00
9/08/2023	97447	ARROW BRONZE	MEMORIAL PLAQUES SUPPLIER	723.56
22/08/2023	97690	ARROW BRONZE	MEMORIAL PLAQUES SUPPLIER	227.50
10/08/2023	97511	ATO EFT DEPOSITS TRUST A/C	PAYG TAXATION	249,928.00
24/08/2023	97751	ATO EFT DEPOSITS TRUST A/C	PAYG TAXATION	248,813.00
9/08/2023	97419	ATTEKUS	ONLINE BOOKING, EVENT SOFTWARE	721.88
22/08/2023	97682	AUGUKUN PTY LTD	COMPUTER AND ELECTRICAL	250.00
9/08/2023	97268	AUSQ TRAINING	TRAINING SERVICES	1,000.00
9/08/2023	97251	AUSTRALASIAN CEMETERIES AND CREMATORIA A	CEMETERIES BOARD	401.00
22/08/2023	97705	AUSTRALIA POST	POSTAL SERVICE	1,513.14
9/08/2023	97484	AUSTRALIA WIDE TAXATION	TRAINING SERVICES	365.00
16/08/2023	97535	AUSTRALIAN COMMUNICATIONS & MEDIA AUTHOR	COMMUNICATION SERVICES	650.00
9/08/2023	97278	AUSTRALIAN INTERNATIONAL PEDAL PRIX INC	EVENT MANAGEMENT	27,500.00
9/08/2023	97401	AUTO ONE TRADING PTY LTD	AUTOMOTIVE	1,153.90
22/08/2023	97656	AUTO ONE TRADING PTY LTD	AUTOMOTIVE	1,224.25
22/08/2023	97559	AZILITY	IT SOFTWARE	10,283.90
9/08/2023	97470	B&B STREET SWEEPING	STREET SWEEPING SERVICE	37,059.49
22/08/2023	97717	B&B STREET SWEEPING	STREET SWEEPING SERVICE	26,612.78
9/08/2023	97368	BARBARA WEEKS	ART SALES	64.00



**LISTING OF PAYMENTS MADE  
UNDER DELEGATED AUTHORITY  
FOR THE MONTH OF AUGUST 2023**

<b>CHEQUE PAYMENTS</b>	119737 - 119770	92,483.40
<b>ELECTRONIC FUNDS TRANSFER PAYMENTS</b>	97225 - 97773	4,869,445.80
<b>TRUST ACCOUNT PAYMENTS</b>	EFT# TR000004 - TR000007	74,287.91
<b>PAYROLL PAYMENTS</b>	01.08.23 - 31.08.23	1,684,144.06
<b>INTERNAL PAYMENT VOUCHERS</b>	DD #5384 - 5421	246,302.37
		<b>6,966,663.54</b>

9/08/2023	97294	BARRY ALLEN ELECTRICAL SERVICES PTY LTD	ELECTRICAL SERVICES	2,717.50
22/08/2023	97569	BARRY ALLEN ELECTRICAL SERVICES PTY LTD	ELECTRICAL SERVICES	23,103.03
22/08/2023	97738	BAY CABINETS	FURNITURE PRODUCT SUPPLIER	2,860.00
22/08/2023	97713	BAY SIGNS	SIGNAGE SERVICES	8,626.80
22/08/2023	97626	BEN COLMAN	PERSONAL IMPROVEMENT SEMINARS	365.00
22/08/2023	97619	BEN KING	SKATEPARK CONSULTATION	750.00
16/08/2023	97523	BEN WHITEHILL	STAFF REIMBURSEMENT	350.18
22/08/2023	97588	BEN WHITEHILL	STAFF REIMBURSEMENT	350.18
9/08/2023	97404	BING TECHNOLOGIES PTY LTD	MAILING SERVICES	15.47
22/08/2023	97659	BING TECHNOLOGIES PTY LTD	MAILING SERVICES	250.66
9/08/2023	97370	BIO SOIL SOLUTIONS	LIQUID SOIL SOLUTIONS	1,166.00
9/08/2023	97435	BLUE FORCE PTY LTD	ACCESS CONTROL AND GATE SUPPLY - DEPOT SECURITY DOORS	29,285.88
9/08/2023	97449	BOC LIMITED	GAS SERVICES	1,830.39
22/08/2023	97694	BOC LIMITED	GAS SERVICES	1,290.54
22/08/2023	97586	BRAD BROOKSBY	TRAFFIC CONSULTING	3,630.00
3/08/2023	97232	BRIAN YORKE	WATER CHARGES REIMBURSEMENT	1,012.55
22/08/2023	97549	BRIDGESTONE	TYRE SERVICES	1,083.39
23/08/2023	97757	BROAD CONSTRUCTION PTY LTD	CONSTRUCTION SERVICES	875,763.71
9/08/2023	97381	BRUCE & EVANA BEATON	BITP REFUND	57.00
9/08/2023	97487	BSA ADVANCED PROPERTY SOLUTIONS	AIR CONDITIONING SERVICES	6,553.84
22/08/2023	97732	BSA ADVANCED PROPERTY SOLUTIONS	AIR CONDITIONING SERVICES	1,414.49
9/08/2023	97397	BUILDING SUPPLIES AND HIRE	BUILDING SUPPLIES	75.51
9/08/2023	97259	BUNBURY SUBARU	VEHICLE PURCHASES / SERVICES / PARTS	43,121.15
9/08/2023	97261	BUNBURY TELECOM SERVICE PTY LTD	MAINTENANCE SERVICES	660.00
22/08/2023	97631	BUNNINGS	REFUND OF APPLICATION	224.00
9/08/2023	97476	BUNNINGS BUILDING SUPPLIES	HARDWARE SUPPLIES	794.83
22/08/2023	97721	BUNNINGS BUILDING SUPPLIES	HARDWARE SUPPLIES	2,295.42
9/08/2023	97336	BUSSELTON ADVANCED DRIVER TRAINING	DRIVER TRAINING	595.00
16/08/2023	97524	BUSSELTON ADVANCED DRIVER TRAINING	DRIVER TRAINING	595.00
22/08/2023	97598	BUSSELTON ADVANCED DRIVER TRAINING	DRIVER TRAINING	595.00
9/08/2023	97301	BUSSELTON AGRICULTURAL SERVICES (WA) PTY	RURAL SUPPLIES	3,200.00
22/08/2023	97577	BUSSELTON AGRICULTURAL SERVICES (WA) PTY	RURAL SUPPLIES	720.00
9/08/2023	97266	BUSSELTON BEARING SERVICES	BEARING SUPPLIES	519.95
22/08/2023	97551	BUSSELTON BEARING SERVICES	BEARING SUPPLIES	292.27
16/08/2023	97534	BUSSELTON BITUMEN SERVICE	EARTHMOVING SERVICES - NEW CULVERT SWALE & BASIN WORKS & CAUSEWAY ROAD	45,033.73
9/08/2023	97398	BUSSELTON BUILDING PRODUCTS	BUILDING PRODUCT SUPPLIER	1,258.17
22/08/2023	97653	BUSSELTON BUILDING PRODUCTS	BUILDING PRODUCT SUPPLIER	464.60
9/08/2023	97248	BUSSELTON HYDRAULIC SERVICES INC	HYDRAULIC SERVICES	99.12
22/08/2023	97543	BUSSELTON HYDRAULIC SERVICES INC	HYDRAULIC SERVICES	3,806.14
22/08/2023	97546	BUSSELTON LOCKSMITH	SECURITY SUPPLIES	231.00
9/08/2023	97460	BUSSELTON MOTORS	VEHICLE PURCHASES / SERVICES / PARTS	432.15
22/08/2023	97704	BUSSELTON MOTORS	VEHICLE PURCHASES / SERVICES / PARTS	40,221.25
22/08/2023	97672	BUSSELTON PEST & WEED CONTROL	PEST CONTROL SERVICES	10,630.00
30/08/2023	97770	BUSSELTON PRIDE ALIANCE INC.	MINOR DONATION	1,000.00
22/08/2023	97637	BUSSELTON PRIMARY SCHOOL	MINOR DONATION	100.00
9/08/2023	97456	BUSSELTON RETRAVISION - DORSETT RETAIL P	ELECTRICAL SERVICES	547.00
16/08/2023	97533	BUSSELTON RETRAVISION - DORSETT RETAIL P	ELECTRICAL SERVICES	388.00
22/08/2023	97707	BUSSELTON SENIOR CITIZENS CENTRE	QUARTERLY DONATION PAYMENT	27,909.15
22/08/2023	97638	BUSSELTON SENIOR HIGH SCHOOL	MINOR DONATION	200.00
9/08/2023	97501	BUSSELTON SPINNERS & WEAVERS	ART SALES	252.00
9/08/2023	97448	BUSSELTON WATER	WATER SERVICES	11,000.00
16/08/2023	97532	BUSSELTON WATER	WATER SERVICES	100.00
22/08/2023	97693	BUSSELTON WATER	WATER SERVICES	874.93
22/08/2023	97639	CAPE NATURALISTE COLLEGE	MINOR DONATION	200.00
9/08/2023	97432	CAPE TRAINING & ASSESSMENT PTY LTD	TRAINING AND ASSESSMENT	4,800.00
16/08/2023	97537	CARBONE BROS PTY LTD	LIMESTONE SUPPLIES / CARTAGE SERVICES - BUSSELL HWY CYCLEWAY	455,723.29
9/08/2023	97359	CAROL MULHEARN	ART SALES	168.00
17/08/2023	97540	CAROL WAUGH	REFUND OF APPLICATION	1,160.00
9/08/2023	97361	CARRAMAR COASTAL NURSERY	NURSERY SUPPLIES	2,277.00
9/08/2023	97338	CB TRAFFIC SOLUTIONS PTY LTD	TRAFFIC MANAGEMENT SERVICES	1,852.40
22/08/2023	97599	CB TRAFFIC SOLUTIONS PTY LTD	TRAFFIC MANAGEMENT SERVICES	12,299.93
9/08/2023	97299	CENTRAL REGIONAL TAFE	TRAINING SERVICES	372.09
9/08/2023	97344	CHRISEA DESIGNS	ART SALES	133.00
9/08/2023	97363	CHRISTINE CRESSWELL	ART SALES	4.20
9/08/2023	97305	CHRISTINE SEATORY	ART SALES	8.40
9/08/2023	97477	CHUBB FIRE SAFETY	FIRE EQUIPMENT SERVICES	3,747.81
22/08/2023	97724	CHUBB FIRE SAFETY	FIRE EQUIPMENT SERVICES	20,531.13
9/08/2023	97246	CINEFEST OZ INC	CONTRIBUTION - FESTIVAL FILMS	70,400.00
9/08/2023	97494	CITY AND REGIONAL FUELS	FUEL SERVICES	3,543.01
10/08/2023	97513	CITY OF BUSSELTON	PAYROLL DEDUCTIONS REALLOCATION	3,914.06
24/08/2023	97753	CITY OF BUSSELTON	PAYROLL DEDUCTIONS REALLOCATION	4,400.69
10/08/2023	97508	CITY OF BUSSELTON CHRISTMAS CLUB	PAYROLL DEDUCTIONS	2,352.18
24/08/2023	97748	CITY OF BUSSELTON CHRISTMAS CLUB	PAYROLL DEDUCTIONS	2,052.18
10/08/2023	97509	CITY OF BUSSELTON STAFF LOTTO	STAFF LOTTO	174.00
24/08/2023	97749	CITY OF BUSSELTON STAFF LOTTO	STAFF LOTTO	174.00
10/08/2023	97515	CITY OF BUSSELTON-SOCIAL CLUB	SOCIAL CLUB REIMBURSEMENT	202.00
24/08/2023	97755	CITY OF BUSSELTON-SOCIAL CLUB	SOCIAL CLUB REIMBURSEMENT	198.00
9/08/2023	97450	CJD EQUIPMENT PTY LTD	PLANT PURCHASES / SERVICES / PARTS	573.48
9/08/2023	97392	CLAIRE KASTELAN	ART SALES	3.15
9/08/2023	97485	CLEANAWAY	WASTE MANAGEMENT SERVICES	20,615.64
22/08/2023	97728	CLEANAWAY	WASTE MANAGEMENT SERVICES	94,443.06
22/08/2023	97578	CLEANAWAY CO PTY LTD	CHEMICAL DISPOSAL SERVICES	2,501.17
9/08/2023	97455	CLEANAWAY OPERATIONS PTY LTD	MAINTENANCE PARTS WASHER	1,024.86
9/08/2023	97304	CLEANAWAY SOLID WASTE PTY LTD	WASTE DISPOSAL SERVICES	130.20
16/08/2023	97518	COBUS BOTHA	STAFF REIMBURSEMENT	241.35





**LISTING OF PAYMENTS MADE  
UNDER DELEGATED AUTHORITY  
FOR THE MONTH OF AUGUST 2023**

<b>CHEQUE PAYMENTS</b>	119737 - 119770	92,483.40
<b>ELECTRONIC FUNDS TRANSFER PAYMENTS</b>	97225 - 97773	4,869,445.80
<b>TRUST ACCOUNT PAYMENTS</b>	EFT# TR000004 - TR000007	74,287.91
<b>PAYROLL PAYMENTS</b>	01.08.23 - 31.08.23	1,684,144.06
<b>INTERNAL PAYMENT VOUCHERS</b>	DD #5384 - 5421	246,302.37
		<b>6,966,663.54</b>

22/08/2023	97733	COCA-COLA AMATIL	GLC KIOSK PURCHASES	1,579.80
9/08/2023	97284	COLES.COM.AU	COUNCIL & STAFF REFRESHMENTS	500.76
22/08/2023	97566	COLES.COM.AU	COUNCIL & STAFF REFRESHMENTS	1,126.50
9/08/2023	97399	COMBINED METAL INDUSTRIES	STEEL PRODUCTS SUPPLIER	31.36
9/08/2023	97254	COMBINED TEAM SERVICES	TRAINING SERVICES	340.00
22/08/2023	97605	COMMUNITY INFORMATION SUPPORT SERVICES L	COMMUNITY DIRECTORIES	11,670.00
9/08/2023	97324	COMPUTER WEST	INFORMATION TECHNOLOGY SUPPLIER	1,020.70
22/08/2023	97622	CONSULT DIRECT	CLEANING EQUIPMENT AND SERVICES	3,757.42
22/08/2023	97641	CORNERSTONE CHRISTIAN COLLEGE	MINOR DONATION	400.00
9/08/2023	97302	CORSIGN WA PTY LTD	SIGNAGE AND TRAFFIC ACCESSORIES	121.00
3/08/2023	97239	CR. ANNE RYAN	COUNCILLOR PAYMENT	3,088.14
17/08/2023	97541	CR. ANNE RYAN	COUNCILLOR PAYMENT	268.08
3/08/2023	97225	CR. GRANT HENLEY	COUNCILLOR PAYMENT	12,397.03
3/08/2023	97238	CR. JODIE RICHARDS	COUNCILLOR PAYMENT	3,088.14
3/08/2023	97235	CR. KATHERINE COX	COUNCILLOR PAYMENTS	3,088.14
3/08/2023	97240	CR. MIKAYLA LOVE	COUNCILLOR PAYMENT	2,739.18
3/08/2023	97231	CR. PAUL CARTER	COUNCILLOR PAYMENT	5,065.45
3/08/2023	97236	CR. PHILL CRONIN	COUNCILLOR PAYMENTS	3,088.14
3/08/2023	97230	CR. ROSS PAINE	COUNCILLOR PAYMENT	3,088.14
3/08/2023	97234	CR. SUSAN RICCELLI	COUNCILLOR PAYMENT	3,088.14
9/08/2023	97271	CRANEFORD PLUMBING PTY LTD	PLUMBING SERVICES	20,058.34
22/08/2023	97557	CRANEFORD PLUMBING PTY LTD	PLUMBING SERVICES	11,613.47
9/08/2023	97340	CS LEGAL - CLOISTERS SQUARE	LEGAL RECOVERY ON RATING DEBTS	2,317.75
22/08/2023	97601	CS LEGAL - CLOISTERS SQUARE	LEGAL RECOVERY ON RATING DEBTS	4,403.20
10/08/2023	97514	CSA OFFICIAL RECEIPTS ACCOUNT	SALARY DEDUCTIONS	1,299.70
24/08/2023	97754	CSA OFFICIAL RECEIPTS ACCOUNT	SALARY DEDUCTIONS	1,299.70
9/08/2023	97326	CURLY'S REMOVALS	FURNITURE TRANSPORT	280.00
9/08/2023	97412	D & K HEART	ART SALES	27.30
22/08/2023	97550	DATABASE CONSULTANTS AUSTRALIA	DATABASE SERVICES	11,265.10
3/08/2023	97229	DAVID GOODWIN	STAFF REIMBURSEMENT	357.78
22/08/2023	97722	DAVID MILDWATERS ELECTRICAL	MAINTENANCE SERVICES	940.56
9/08/2023	97473	DEPARTMENT OF FIRE AND EMERGENCY SERVICE	FIRE AND EMERGENCY SERVICES	5,643.00
9/08/2023	97258	DEPARTMENT OF TRANSPORT	VEHICLE OWNERSHIP SEARCHES	83.60
22/08/2023	97582	DEPARTMENT OF WATER AND ENVIRONMENT REGU	ENVIRONMENTAL SERVICES	6,952.00
9/08/2023	97424	DIAL BEFORE YOU DIG AUSTRALIA LTD	PROVISION OF REFERRAL SERVICES	4,428.51
22/08/2023	97633	DK TAYLOR & SC TAYLOR	REFUND OF APPLICATION	224.00
9/08/2023	97411	DOROTHY ROBINSON	ART SALES	119.25
9/08/2023	97319	DORSOGNA LIMITED	ICE CREAM AND SMALL GOODS	787.75
22/08/2023	97575	DOUTH CONTRACTING	PROPERTY & GARDEN MAINTENANCE	3,359.71
22/08/2023	97681	DOWN TO EARTH AGRIBUSINESS	RUBBISH CLEAN UP	386.79
22/08/2023	97560	DUNSBOROUGH HARDWARE & HOME CENTRE	HARDWARE SERVICES	75.90
22/08/2023	97640	DUNSBOROUGH PRIMARY SCHOOL	MINOR DONATION	100.00
22/08/2023	97726	EBSO AUSTRALIA	MAGAZINE SUPPLIER	6,461.99
9/08/2023	97295	ECHO FIELD PTY LTD	MAINTENANCE SERVICES	4,984.30
22/08/2023	97571	ECHO FIELD PTY LTD	MAINTENANCE SERVICES	1,122.00
22/08/2023	97684	ECOCYCLE PTY LTD	BATTERY RECYCLING	2,574.00
9/08/2023	97287	EF DAY & SN WILLIAMS	MAINTENANCE SERVICES	2,755.00
22/08/2023	97568	EF DAY & SN WILLIAMS	MAINTENANCE SERVICES	1,880.00
22/08/2023	97590	EIS CONTROL PTY LTD	ELECTRICAL SERVICES	740.96
9/08/2023	97308	ELAMOORE NATURAL SOAPS & COSMETICS PTY L	ART SALES	4.55
22/08/2023	97700	ELECTRICITY NETWORKS CORPORATION	ELECTRICAL SERVICES	26,762.00
22/08/2023	97649	ELEMENT ADVISORY PTY LTD	HERITAGE ADVICORY SERVICES	1,361.26
9/08/2023	97426	ELITE BUSINESS PERFORMANCE PTY LTD	CONSULTING SERVICES	4,732.75
9/08/2023	97410	ELITE POOL COVERS PTY LTD	POOL SERVICES	1,760.00
9/08/2023	97329	ELIZABETH BINT	ART SALES	26.25
22/08/2023	97731	EMERGE OFFICE	OFFICE EQUIPMENT SERVICES - PHOTOCOPYING	270.60
9/08/2023	97423	EMERSON RAINE	STRATA LEVY FEES & WATER CONSUMPTION	2,686.90
22/08/2023	97686	EMILY PEARSON	GRAZING PLATTERS	165.00
9/08/2023	97445	EMMA WHITE	ART SALES	35.00
9/08/2023	97269	ENVIRONEX INTERNATIONAL PTY LTD	POOL CHEMICALS FOR GLC	216.41
22/08/2023	97555	ENVIRONEX INTERNATIONAL PTY LTD	POOL CHEMICALS FOR GLC	1,775.29
30/08/2023	97773	ESTELLE DRAGSTRA	MINOR DONATION	500.00
22/08/2023	97570	EVERLON BRONZE	BRONZE PLAQUES	1,139.60
9/08/2023	97422	EZRA J WILLIAMS PRO ROOFING WA	ROOFING , ROOF PLUMBING , MAINTENANCE	1,455.30
22/08/2023	97670	EZRA J WILLIAMS PRO ROOFING WA	ROOFING , ROOF PLUMBING , MAINTENANCE	906.40
9/08/2023	97358	FAIRTEL PTY LTD	TELECOMMUNICATION SERVICES	173.98
22/08/2023	97615	FANNY AND THIBAUT LIDOW	COFFEE WORKSHOPS AND CATERING	880.00
9/08/2023	97355	FISKE ADVERTISING PTY LTD	PLASTIC CARDS	2,996.07
9/08/2023	97490	FREEHILLS EFT ACCOUNT	LEGAL SERVICES	4,429.81
9/08/2023	97315	FRESH AS	REFRESHMENTS	459.95
9/08/2023	97427	GARY LEE ELECTRICAL	ELECTRICAL SERVICES	401.50
22/08/2023	97675	GARY LEE ELECTRICAL	ELECTRICAL SERVICES	4,207.01
9/08/2023	97310	GEOBOX PTY LTD	VEHICLE CAMERAS	1,991.00
22/08/2023	97643	GEOGRAPHE EDUCATION SUPPORT CENTRE	MINOR DONATION	300.00
9/08/2023	97306	GEOGRAPHE ELECTRICAL & COMMUNICATIONS GE	ELECTRICAL SERVICES - VASSE OVAL LIGHTING	121,474.47
22/08/2023	97644	GEOGRAPHE PRIMARY SCHOOL	MINOR DONATION	100.00
9/08/2023	97491	GEOGRAPHE SAWS AND MOWERS	PLANT PURCHASES / SERVICES / PARTS	1,612.00
22/08/2023	97735	GEOGRAPHE SAWS AND MOWERS	PLANT PURCHASES / SERVICES / PARTS	843.00
22/08/2023	97695	GEOGRAPHE TIMBER & HARDWARE	HARDWARE SUPPLIES	368.55
22/08/2023	97642	GEORGIANAN MOLLOY ANGLICAN SCHOOL	MINOR DONATION	300.00
22/08/2023	97623	GLOBAL AIRSPACE SOLUTIONS PTY LTD	MAINTENANCE - INSTRUMENT FLIGHT PROCEDUR	7,970.00
22/08/2023	97594	GOLDCORP AUSTRALIA	CITIZENSHIP COINS	214.50
9/08/2023	97275	GRACE RECORDS MANAGEMENT (AUSTRALIA) PTY	STORAGE SERVICES	511.45
9/08/2023	97497	GUMPTION PTY LTD	ADVERTISING SERVICES	570.00
30/08/2023	97765	HANCOCK MEMORIALS WESTATE HOLDINGS PTY	MEMORIAL PLAQUES SUPPLIER	36,300.00



LISTING OF PAYMENTS MADE  
UNDER DELEGATED AUTHORITY  
FOR THE MONTH OF AUGUST 2023

CHEQUE PAYMENTS	119737 - 119770	92,483.40
ELECTRONIC FUNDS TRANSFER PAYMENTS	97225 - 97773	4,869,445.80
TRUST ACCOUNT PAYMENTS	EFT# TR000004 - TR000007	74,287.91
PAYROLL PAYMENTS	01.08.23 - 31.08.23	1,684,144.06
INTERNAL PAYMENT VOUCHERS	DD #5384 - 5421	246,302.37
		<b>6,966,663.54</b>

9/08/2023	97362	HAPPS POTTERY	ART SALES	22.40
9/08/2023	97413	HARCHER PRESTIGE BUSSELTON	HOSPITALITY EQUIPMENT SUPPLIER	1,840.66
22/08/2023	97665	HARCHER PRESTIGE BUSSELTON	HOSPITALITY EQUIPMENT SUPPLIER	1,016.70
22/08/2023	97563	HEALTHSCOPE MEDICAL CENTRES	MEDICAL SERVICES	156.00
9/08/2023	97429	HERRON TODD WHITE	PROPERTY VALUATIONS	2,420.00
22/08/2023	97600	HIFX LIMITED CLIENT SECURITY TRUST ACC	ELECTRONIC VISITOR MANAGEMENT SYSTEM	70.00
9/08/2023	97502	HIP POCKET WORKWEAR	UNIFORMS & PROTECTIVE CLOTHING	2,565.10
22/08/2023	97743	HIP POCKET WORKWEAR	UNIFORMS & PROTECTIVE CLOTHING	2,239.62
22/08/2023	97674	HIRE A FENCE	TEMPORARY FENCING HIRE	2,323.20
9/08/2023	97260	HOLCIM (AUSTRALIA) PTY LTD	CONCRETE SERVICES	1,034.44
22/08/2023	97547	HOLCIM (AUSTRALIA) PTY LTD	CONCRETE SERVICES	533.72
9/08/2023	97438	HOT CHOCOLATTE	BARISTA TRAINING	400.00
9/08/2023	97332	ILLION AUSTRALIA PTY LTD	TENDER ADVERTISING AND MANAGEMENT	60.54
16/08/2023	97529	INSPIRATIONS PAINT DUNSBOROUGH	PAINT SUPPLIES	56.72
16/08/2023	97527	INSTANT PRODUCTS HIRE	PUBLIC ABULTIONS HIRE AND SALES	4,453.96
22/08/2023	97617	INSTANT PRODUCTS HIRE	PUBLIC ABULTIONS HIRE AND SALES	1,843.38
22/08/2023	97657	INTEGRITY MANAGEMENT SOLUTIONS PTY LTD	COMPLIANCE SYSTEM	15,290.00
9/08/2023	97402	INTELLITRAC	GPS TRACKING DEVICES	561.00
9/08/2023	97403	IPEC PTY LTD	COURIER SERVICES	98.27
22/08/2023	97723	IPWEA-WA	TRAINING SERVICES	850.00
22/08/2023	97711	IT VISION AUSTRALIA PTY LTD	SOFTWARE SERVICES	7,206.35
22/08/2023	97564	IWEIGH SOLUTIONS PTY LTD	WASTE MANAGEMENT SOFTWARE	495.00
9/08/2023	97383	JACK & SAMANTHA MASON	REFUND OF APPLICATION	385.00
9/08/2023	97384	JACQUELINE HARTWELL	REFUND OF APPLICATION	323.80
9/08/2023	97388	JAMES & CHERYL LAIRD	REFUND OF APPLICATION	148.10
9/08/2023	97348	JAMES BENNETT	SPECIALIST LIBRARY RESOURCES	620.60
22/08/2023	97606	JAMES BENNETT	SPECIALIST LIBRARY RESOURCES	933.32
3/08/2023	97241	JAMES V JONES	STAFF REIMBURSEMENT	3,274.00
9/08/2023	97321	JAN ROBERTS	ART SALES	68.00
22/08/2023	97635	JASMIN GODRIDGE	MINOR DONATION	500.00
9/08/2023	97451	JASON SIGNMAKERS	SIGNAGE SUPPLIES	4,836.40
22/08/2023	97697	JASON SIGNMAKERS	SIGNAGE SUPPLIES	591.56
22/08/2023	97718	JDA CONSULTANT HYDROLOGISTS	CONSULTANCY SERVICES	18,694.50
9/08/2023	97323	JDM EARTHWORKS	STONEWORK SERVICES	1,518.00
9/08/2023	97307	JENNIFER BROWN	ART SALES	64.00
30/08/2023	97772	JESSICA HAYES	MINOR DONATION	500.00
9/08/2023	97346	JIGSAW SIGNS & PRINT	SIGNAGE SERVICES	246.90
22/08/2023	97604	JIGSAW SIGNS & PRINT	SIGNAGE SERVICES	660.00
9/08/2023	97282	JIMS FIRST	HARDWARE SUPPLIES	143.55
22/08/2023	97562	JIMS FIRST	HARDWARE SUPPLIES	67.50
9/08/2023	97389	JJ MALDONADO & A GALVIS	REFUND OF APPLICATION	167.90
10/08/2023	97510	JMW REAL ESTATE TRUST	T NOTTLE RENT	1,400.00
24/08/2023	97750	JMW REAL ESTATE TRUST	T NOTTLE RENT	1,400.00
9/08/2023	97433	JODIE WOODS	STAFF REIMBURSEMENT	38.26
9/08/2023	97418	JOHN LOHF	ART SALES	48.30
9/08/2023	97343	JULIE GUTHRIDGE	ART SALES	39.20
9/08/2023	97364	KAY MANOLAS	ART SALES	28.00
22/08/2023	97628	KAYLA CUTE	BJTP REFUND	13.00
30/08/2023	97761	KERRY HILL ARCHITECTS	ARCHITECTURAL SERVICES	53,373.72
9/08/2023	97312	KITCHEN TAKEOVERS	CATERING	595.00
16/08/2023	97522	KITCHEN TAKEOVERS	CATERING	1,258.40
22/08/2023	97583	KITCHEN TAKEOVERS	CATERING	75.00
30/08/2023	97764	KITCHEN TAKEOVERS	CATERING	607.20
9/08/2023	97328	KMART BUSSELTON	RETAIL HOME WARES	75.50
9/08/2023	97436	KOMATSU AUSTRALIA	VEHICLE PURCHASE AND PARTS	220.00
22/08/2023	97689	KRIS MEARES	STAFF REIMBURSEMENT	50.08
9/08/2023	97385	KYRA & CALAN STONE	REFUND OF APPLICATION	147.90
22/08/2023	97630	KYRA STONE	REFUND OF APPLICATION	147.90
9/08/2023	97244	LANDGATE	CAVEAT FEE	122.00
9/08/2023	97457	LANDGATE (VALUER GENERAL'S OFFICE)	LAND VALUATIONS	28.20
22/08/2023	97702	LANDGATE (VALUER GENERAL'S OFFICE)	LAND VALUATIONS	3,939.04
9/08/2023	97453	LANDGATE CUSTOMER ACCOUNT	LAND INFORMATION AND TITLE SEARCHES	254.00
30/08/2023	97771	LARISSA TREAGUS	MINOR DONATION	500.00
9/08/2023	97442	LAUNDRY INVESTMENTS INVESTMENTS	DRYCLEANING AND LINEN HIRE SERVICES	17.40
22/08/2023	97687	LAUNDRY INVESTMENTS INVESTMENTS	DRYCLEANING AND LINEN HIRE SERVICES	0.10
9/08/2023	97396	LAWRENCE & HANSON	ELECTRICAL/PROTECTIVE CLOTHING SUPPLIES	13,369.05
22/08/2023	97652	LAWRENCE & HANSON	ELECTRICAL/PROTECTIVE CLOTHING SUPPLIES	4,332.90
22/08/2023	97734	LEEWIN TRANSPORT	COURIER SERVICES	1,246.93
9/08/2023	97467	LEISURE INSTITUTE OF WA AQUATICS INC	TRAINING SERVICES	1,210.00
22/08/2023	97715	LEISURE INSTITUTE OF WA AQUATICS INC	TRAINING SERVICES	825.00
9/08/2023	97280	LG CONNECT PTY LTD	BUSINESS SYSTEM CONSULTING SERVICES	6,050.00
9/08/2023	97483	LINCOLN HIGGINS	WELDING SERVICES	671.00
9/08/2023	97339	LIVING MADLY PTY LTD	BAKERY CATERING	1,973.80
30/08/2023	97763	LIZ MORGAN	STAFF REIMBURSEMENT	87.00
9/08/2023	97506	LOCAL GOVERNMENT PROFESSIONALS AUSTRALIA	TRAINING SERVICES	2,970.00
22/08/2023	97746	LOCAL GOVERNMENT PROFESSIONALS AUSTRALIA	TRAINING SERVICES	3,265.00
9/08/2023	97352	LOCK AROUND THE CLOCK	SECURITY SERVICES	220.00
22/08/2023	97613	LOCK AROUND THE CLOCK	SECURITY SERVICES	737.50
9/08/2023	97443	LORELIE SMIT	ART SALES	101.50
9/08/2023	97289	LOTEX FILTER CLEANING SERVICE	PLANT FILTER CLEANING SERVICE	788.59
9/08/2023	97379	LUKE & ANNIKA LOWERY	BJTP REFUND	116.50
9/08/2023	97375	LYAL WARREN	GLC REFUNDS	108.00
9/08/2023	97463	MAJOR MOTORS PTY LTD	PLANT PURCHASES / SERVICES / PARTS	85,032.01
22/08/2023	97709	MAJOR MOTORS PTY LTD	PLANT PURCHASES / SERVICES / PARTS	195.29
22/08/2023	97668	MALATESTA ROAD PAVING	ROAD HOTMIX / PAVING SERVICES	2,904.00



LISTING OF PAYMENTS MADE  
UNDER DELEGATED AUTHORITY  
FOR THE MONTH OF AUGUST 2023

CHEQUE PAYMENTS	119737 - 119770	92,483.40
ELECTRONIC FUNDS TRANSFER PAYMENTS	97225 - 97773	4,869,445.80
TRUST ACCOUNT PAYMENTS	EFT# TR000004 - TR000007	74,287.91
PAYROLL PAYMENTS	01.08.23 - 31.08.23	1,684,144.06
INTERNAL PAYMENT VOUCHERS	DD #5384 - 5421	246,302.37
		<b>6,966,663.54</b>

9/08/2023	97405	MANGLESLI CONTRACTING	LANDSCAPING SERVICES	4,992.15
9/08/2023	97393	MARGARET GEARY	ART SALES	8.40
9/08/2023	97285	MARGARET RIVER BUSSELTON TOURISM ASSOCIATION	CONTRIBUTION TOWARDS COSTS	2,099.72
22/08/2023	97567	MARGARET RIVER BUSSELTON TOURISM ASSOCIATION	CONTRIBUTION TOWARDS COSTS OF RAILWAY HOUSE CLEANING	2,711.73
9/08/2023	97274	MARGARET RIVER FENCING	MAINTENANCE SERVICES	520.30
22/08/2023	97542	MARGARET RIVER WINE ASSOCIATION	MARKETING SERVICES	5,500.00
22/08/2023	97632	MARILYN COLBUNG	REFUND OF APPLICATION	200.00
22/08/2023	97620	MARILYN HARRISON	STAFF REIMBURSEMENT	59.00
9/08/2023	97391	MARION GEE	RENT REFUND	362.73
17/08/2023	97539	MARK JIM FISHER	RATE REFUND	1,058.99
9/08/2023	97288	MARKETFORCE PTY LTD	ADVERTISING SERVICES	825.31
22/08/2023	97650	MAYDAY SERVICES	EQUIPMENT HIRE	17,650.48
9/08/2023	97267	MCLEODS BARRISTERS & SOLICITORS	LEGAL SERVICES	15,737.58
22/08/2023	97553	MCLEODS BARRISTERS & SOLICITORS	LEGAL SERVICES	10,206.35
22/08/2023	97607	MDM ENTERTAINMENT PTY LTD	DVD AND CD SUPPLY TO LIBRARY	125.42
9/08/2023	97252	MEDELECT	DEFIBRILLATOR MAINTENANCE	291.50
22/08/2023	97627	MELISSA MILO	REFUND DOG REGISTRATION	150.00
3/08/2023	97237	MESSAGE4U PTY LTD	BULK BUSINESS SMS	407.62
9/08/2023	97366	MESSAGE4U PTY LTD	BULK BUSINESS SMS	249.22
3/08/2023	97226	MICHELLE SHERWOOD	STAFF REIMBURSEMENT	29.00
30/08/2023	97760	MICHELLE SHERWOOD	STAFF REIMBURSEMENT	219.00
9/08/2023	97446	MILLS RECRUITMENT	RECRUITMENT SERVICES	12,580.00
9/08/2023	97420	MJ & CA BARRINGTON	ART SALES	64.00
9/08/2023	97247	MODERN MOTOR TRIMMERS	WORKSHOP SUPPLIES	8,085.00
22/08/2023	97729	MODERN TEACHING AIDS PTY LTD	LIBRARY RESOURCES	82.01
9/08/2023	97297	MOORE STEPHENS WA PTY LTD	RATE COMPARISON REPORT	979.00
22/08/2023	97574	MOORE STEPHENS WA PTY LTD	RATE COMPARISON REPORT	550.00
9/08/2023	97356	MUIRS	VEHICLE MAINTENANCE	373.92
22/08/2023	97618	MUIRS	VEHICLE MAINTENANCE	532.70
9/08/2023	97277	NALDA HOSKINS DESIGN	ART SALES	265.60
30/08/2023	97762	NATALIE L WHITLEY	STAFF REIMBURSEMENT	48.46
9/08/2023	97353	NATURAL EDGE FRAMING & PHOTOGRAPHY	ART SALES	66.85
22/08/2023	97565	NATURALISTE GLASS BUSINESS TRANS ACC	GLASS REPAIRS AND MANUFACTURE	59.99
9/08/2023	97291	NATURALISTE HYGIENE SERVICES	HYGIENE SERVICES	2,310.00
16/08/2023	97520	NATURALISTE HYGIENE SERVICES	HYGIENE SERVICES	10,430.00
22/08/2023	97609	NATURE CONSERVATION MARGARET RIVER	BOND REFUND	3,300.00
22/08/2023	97580	NBN CO LIMITED	NATIONAL BROADBAND SERVICES	43,337.17
9/08/2023	97503	NEVERFAIL SPRINGWATER LTD	WATER REFILL SERVICE - DUNS WASTE FACIL	130.40
9/08/2023	97333	NEW IMAGE LANDSCAPING AND MAINTENANCE	LANDSCAPE MAINTENANCE	20,458.35
22/08/2023	97595	NEW IMAGE LANDSCAPING AND MAINTENANCE	LANDSCAPE MAINTENANCE	2,200.00
9/08/2023	97372	NEWGROUND DESIGN SERVICES PTY LTD	DESIGN SERVICES	1,408.00
9/08/2023	97434	NEWGROUND DESIGN SERVICES PTY LTD	WATER SERVICES	808.50
9/08/2023	97452	NICHOLLS MACHINERY	PLANT PURCHASES / SERVICES / PARTS	3,093.96
22/08/2023	97698	NICHOLLS MACHINERY	PLANT PURCHASES / SERVICES / PARTS	793.21
22/08/2023	97592	NIGHTLIFE MUSIC PTY LTD	MUSIC AND VIDEO SUBSCRIPTION SERVICES	413.92
9/08/2023	97444	NINJAS IN MOCEAN	INDOOR PLAYGROUND	1,212.00
22/08/2023	97610	OCR HOLDINGS PTY LTD	LIQUID WASTE REMOVAL	4,731.65
9/08/2023	97431	OFFICE PORTFOLIO	OFFICE FURNITURE PARTS	1,422.30
9/08/2023	97317	OFFICEWORKS	OFFICE EQUIPMENT SERVICES	185.08
22/08/2023	97585	OFFICEWORKS	OFFICE EQUIPMENT SERVICES	272.75
22/08/2023	97661	OMNICOM MEDIA GROUP AUSTRALIA PTY LTD	MEDIA AND ADVERTISING SERVICES	313.06
22/08/2023	97742	ONEMUSIC AUSTRALIA	MUSIC LICENSES	8,914.76
9/08/2023	97320	OPRA AUSTRALIA PTY LTD	PSYCHOMETRIC ASSESSMENT SERVICES	753.50
9/08/2023	97279	OPTUS BILLING SERVICES PTY LTD	FIXED INTERNET ACCESS	2,500.00
16/08/2023	97519	OPTUS BILLING SERVICES PTY LTD	FIXED INTERNET ACCESS	567.20
9/08/2023	97416	ORACLE CUSTOMER MANAGEMENT SOLUTIONS PTY	AFTER HOURS RECEPTION	1,506.76
22/08/2023	97666	ORACLE CUSTOMER MANAGEMENT SOLUTIONS PTY	AFTER HOURS RECEPTION	1,475.13
22/08/2023	97645	OUR LADY OF THE CAPE PRIMARY SCHOOL	MINOR DONATION	100.00
9/08/2023	97325	PAINT INDUSTRIES PTY LTD	PAINT REQUIREMENTS	350.46
9/08/2023	97276	PANCAKE DESIGNS RESIN	ART SALES	154.00
9/08/2023	97493	PARKS AND LEISURE AUST (NATIONAL)	PLAYGROUND EQUIPMENT SERVICES	297.00
16/08/2023	97538	PARKS AND LEISURE AUST (NATIONAL)	PLAYGROUND EQUIPMENT SERVICES	297.00
30/08/2023	97767	PAUL BREMAN	STAFF REIMBURSEMENT	531.00
3/08/2023	97233	PAUL SHERIDAN	STAFF REIMBURSEMENT	170.94
30/08/2023	97768	PAUL SHERIDAN	STAFF REIMBURSEMENT	44.00
9/08/2023	97458	PENDREY AGENCIES P/L	CHEMICAL/RURAL SUPPLIES	734.34
3/08/2023	97228	PENNY CROWLEY	STAFF REIMBURSEMENT	301.84
16/08/2023	97517	PENNY CROWLEY	STAFF REIMBURSEMENT	451.35
9/08/2023	97496	PENSKE POWER SYSTEMS	MAINTENANCE SUPPLIES	1,017.65
9/08/2023	97250	PEOPLESENSE PTY LTD	EMPLOYEE ASSISTANCE PROGRAM	4,268.00
3/08/2023	97227	PERTH ENERGY PTY LTD	ELECTRICITY SUPPLIER	814.45
9/08/2023	97369	PETER EVANS	ART SALES	100.80
9/08/2023	97377	PETER MACKINTOSH	REFUND DOG REGISTRATION	75.00
9/08/2023	97386	PETER SEWELL	REFUND OF APPLICATION	411.90
9/08/2023	97504	PGD FOOD SERVICES PTY LTD	GLC KIOSK PURCHASES	903.85
22/08/2023	97744	PGD FOOD SERVICES PTY LTD	GLC KIOSK PURCHASES	647.75
9/08/2023	97256	PHOENIX FOUNDRY PTY LTD	MEMORIAL PLAQUES SUPPLIER	1,681.90
22/08/2023	97544	PHOENIX FOUNDRY PTY LTD	MEMORIAL PLAQUES SUPPLIER	1,084.60
9/08/2023	97335	POLYFUSE PTY LTD	HDPE SUPPLY AND INSTALLATION - DUNSBOROUGH PIPE LINE	30,729.31
9/08/2023	97334	POWER MEDICAL CENTRE	PRE EMPLOYMENT MEDICAL	638.00
22/08/2023	97596	POWER MEDICAL CENTRE	PRE EMPLOYMENT MEDICAL	770.00
9/08/2023	97314	PRESTIGE PROJECT GROUP PTY LTD	POOL LINER REPLACEMENT	21,831.70
9/08/2023	97262	PRIME INDUSTRIAL PRODUCTS PTY LTD	SAFETY EQUIPMENT	1,103.41
9/08/2023	97330	PROJECT MILES TRUST	REPAIRS AND MAINTENANCE	23,795.42
22/08/2023	97593	PROJECT MILES TRUST	REPAIRS AND MAINTENANCE	5,274.50



**LISTING OF PAYMENTS MADE  
UNDER DELEGATED AUTHORITY  
FOR THE MONTH OF AUGUST 2023**

<b>CHEQUE PAYMENTS</b>	119737 - 119770	92,483.40
<b>ELECTRONIC FUNDS TRANSFER PAYMENTS</b>	97225 - 97773	4,869,445.80
<b>TRUST ACCOUNT PAYMENTS</b>	EFT# TR000004 - TR000007	74,287.91
<b>PAYROLL PAYMENTS</b>	01.08.23 - 31.08.23	1,684,144.06
<b>INTERNAL PAYMENT VOUCHERS</b>	DD #5384 - 5421	246,302.37
		<b>6,966,663.54</b>

9/08/2023	97296	PVR INDUSTRIAL PTY LTD	INDUSTRIAL PUMP REPAIRS	2,539.63
16/08/2023	97531	R&D DOWDING	STAFF REIMBURSEMENT	467.00
9/08/2023	97300	REDFISH TECHNOLOGIES PTY LTD	AUDIO VIDEO CONSULTING	5,163.25
22/08/2023	97576	REDFISH TECHNOLOGIES PTY LTD	AUDIO VIDEO CONSULTING	2,486.00
9/08/2023	97390	REECE ADAMS & LAUREN CURTIS	REFUND OF APPLICATION	212.30
9/08/2023	97465	REPCO AUTO PARTS	PLANT PURCHASES / SERVICES / PARTS	2,764.42
22/08/2023	97712	REPCO AUTO PARTS	PLANT PURCHASES / SERVICES / PARTS	2,769.60
22/08/2023	97740	RMS (AUST)P/L	SOFTWARE SERVICES	150.70
9/08/2023	97461	RODS AUTO ELECTRICS	AUTO ELECTRICAL SERVICES	1,094.47
22/08/2023	97706	RODS AUTO ELECTRICS	AUTO ELECTRICAL SERVICES	879.93
9/08/2023	97380	ROGER & LISA SHERACK	BJTP REFUND	57.00
9/08/2023	97272	ROMEX AUSTRALIA PTY LTD	AUTOMATED CAR PARK SYSTEM	341.00
9/08/2023	97347	RURAL PRESS PTY LTD	ADVERTISING SERVICES	1,100.00
9/08/2023	97303	RUTH BROOKS	ART SALES	16.00
9/08/2023	97367	S & S WALKER	ART SALES	12.80
9/08/2023	97437	SACHIKO PEARCE	CATERING	192.00
9/08/2023	97492	SAFE & SURE SECURITY PTY LTD	SECURITY SERVICES - ALARM OCCURANCE	166.10
22/08/2023	97552	SAFE FIRST TRAINING	STAFF TRAINING	165.00
9/08/2023	97495	SANPOINT PTY LTD	LANDSCAPING SERVICES	12,571.69
22/08/2023	97737	SANPOINT PTY LTD	LANDSCAPING SERVICES	2,155.14
22/08/2023	97636	SARAH LANG	MINOR DONATION	500.00
30/08/2023	97758	SARAH PIERSON	STAFF REIMBURSEMENT	120.89
22/08/2023	97556	SCOPE BUSINESS IMAGING	ELECTRONIC EQUIPMENT	397.95
9/08/2023	97373	SE & SJ REYNOLDS	CATERING	238.00
9/08/2023	97408	SEEK LIMITED	ADVERTISING SERVICES	1,754.50
22/08/2023	97662	SEEK LIMITED	ADVERTISING SERVICES	715.00
22/08/2023	97634	SERENITAS COMMUNITES TRUST	REFUND OF APPLICATION	552.00
22/08/2023	97671	SHARON CUSTERS	STAFF REIMBURSEMENT	171.72
9/08/2023	97415	SHARON HINCHLIFFE	ART SALES	4.90
9/08/2023	97500	SHARON WILLIAMS	ART SALES	109.60
9/08/2023	97394	SHAUN HESTER	SCHEME WATER REIMBURSEMENT	473.25
9/08/2023	97439	SHEPHEARD PTY LTD	LIQUID WASTE MANAGEMENT	7,252.40
22/08/2023	97685	SHEPHEARD PTY LTD	LIQUID WASTE MANAGEMENT	23,569.48
22/08/2023	97660	SHOREWATER MARINE PTY LTD	MARINE ASSET MAINTENANCE	29,821.00
22/08/2023	97688	SIGMA CHEMICALS	CHEMICAL SUPPLIER	570.90
9/08/2023	97479	SIGNSMITHS	SIGNAGE SERVICES	431.20
9/08/2023	97425	SIMONE GANDOSSINI	ART SALES	96.00
9/08/2023	97357	SIRSIDYNIX PTY LTD	SOFTWARE SUPPLY AND HOSTING	34,346.56
9/08/2023	97350	SKIDATA AUSTRALASIA PTY LTD	CARPARK EQUIPMENT	6,084.10
22/08/2023	97611	SKIDATA AUSTRALASIA PTY LTD	CARPARK EQUIPMENT	577.50
9/08/2023	97345	SMARTSALARY PTY LTD	SALARY PACKAGING SERVICE	763.63
10/08/2023	97507	SMARTSALARY PTY LTD	SALARY PACKAGING SERVICE	19,569.64
24/08/2023	97747	SMARTSALARY PTY LTD	SALARY PACKAGING SERVICE	19,569.64
9/08/2023	97409	SMOKIN BULL BBQ	CATERING	1,512.50
22/08/2023	97678	SOILS AINT SOILS	NURSERY SUPPLIES	150.00
22/08/2023	97621	SOS OFFICE EQUIPMENT	OFFICE EQUIPMENT SERVICES	725.51
9/08/2023	97337	SOUTH WEST OFFICE NATIONAL	STATIONERY	1,448.14
9/08/2023	97454	SOUTH WEST STEEL PRODUCTS	STEEL PRODUCTS SUPPLIER	3,838.67
22/08/2023	97699	SOUTH WEST STEEL PRODUCTS	STEEL PRODUCTS SUPPLIER	422.60
9/08/2023	97311	SOUTHERN ATU SERVICES PTY LTD	WASTE MANAGEMENT SERVICES	1,052.50
22/08/2023	97581	SOUTHERN ATU SERVICES PTY LTD	WASTE MANAGEMENT SERVICES	1,694.50
22/08/2023	97696	SOUTHERN LOCK AND SECURITY	SECURITY SERVICES	1,866.47
9/08/2023	97481	SOUTHERN MACHINING & MAINTENANCE	PLANT MAINTENANCE SERVICES	574.15
22/08/2023	97664	SOUTHERN METROPOLITAN REGIONAL COUNCIL	RECYCLE RIGHT MEMBERSHIP	8,250.00
9/08/2023	97395	SOUTHWEST HOIST & CRANE	SERVICES AND REPAIRS OF HOISTS	2,172.50
22/08/2023	97651	SOUTHWEST HOIST & CRANE	SERVICES AND REPAIRS OF HOISTS	1,850.20
9/08/2023	97292	SOUTHWEST OUTDOOR POWER	PLANT PURCHASES / SERVICES / PARTS	267.60
9/08/2023	97428	SOUTHWEST TYRE SERVICE	PLANT TYRE SUPPLIER / REPAIRER	4,258.00
22/08/2023	97676	SOUTHWEST TYRE SERVICE	PLANT TYRE SUPPLIER / REPAIRER	4,770.00
9/08/2023	97264	SPECIALTY TIMBER FLOORING WA	TIMBER FLOORING SERVICES	2,695.00
9/08/2023	97486	SPORTS TURF ASSOCIATION (WA) INC	MEMBERSHIP	350.00
22/08/2023	97591	SPORTSPOWER	SPORT EQUIPMENT SUPPLIER	250.00
22/08/2023	97692	SPOTLIGHT PTY LTD	VACATION CARE SUPPLIES	231.85
9/08/2023	97263	ST JOHN AMBULANCE	TRAINING SERVICES	316.70
22/08/2023	97548	ST JOHN AMBULANCE	TRAINING SERVICES	340.00
22/08/2023	97646	ST MARY MACKILLIP COLLEGE	MINOR DONATION	300.00
22/08/2023	97654	STATEWIDE DOORS	MAINTENANCE SERVICES	180.00
22/08/2023	97691	STEWART & HEATON CLOTHING	PROTECTIVE CLOTHING SUPPLIER	87.02
22/08/2023	97736	STRATAGREEN	NURSERY SUPPLIES	2,067.12
9/08/2023	97378	STUART DOWNIE	REFUND DOG REGISTRATION	25.85
30/08/2023	97759	SUBSURFACE WATER MANAGEMENT	SUBSURFACE WATER MANAGEMENT	5,940.00
9/08/2023	97516	SUPERCHOICE	SUPERANNUATION	187,051.00
9/08/2023	97489	SURVCON P/L	SURVEY SERVICES	935.00
9/08/2023	97376	SUZANNE AGH	GLC REFUNDS	41.35
9/08/2023	97462	SW PRECISION PRINT	PRINTING SERVICES	864.00
22/08/2023	97708	SW PRECISION PRINT	PRINTING SERVICES	1,611.75
9/08/2023	97327	SWEET & UNIQUE (WA) PTY LTD T/AS LUV A L	CONFECTIONERY	200.75
9/08/2023	97341	SYNERGY	ELECTRICITY SUPPLIES	95,911.29
16/08/2023	97525	SYNERGY	ELECTRICITY SUPPLIES	28,102.82
22/08/2023	97602	SYNERGY	ELECTRICITY SUPPLIES	51,162.33
30/08/2023	97766	SYNERGY	ELECTRICITY SUPPLIES	995.45
9/08/2023	97499	TA & VM MAZEY	ART SALES	31.50
16/08/2023	97526	TECH WINDOW GAVIN KENNETH BARNES t/as	IT SUPPORT AND RETAIL SALES	39.90
9/08/2023	97480	TECHNOLOGY ONE	SOFTWARE SERVICES	474,413.52
16/08/2023	97530	TELSTRA LIMITED	COMMUNICATION SERVICES	11,091.58



LISTING OF PAYMENTS MADE  
UNDER DELEGATED AUTHORITY  
FOR THE MONTH OF AUGUST 2023

CHEQUE PAYMENTS	119737 - 119770	92,483.40
ELECTRONIC FUNDS TRANSFER PAYMENTS	97225 - 97773	4,869,445.80
TRUST ACCOUNT PAYMENTS	EFT# TR000004 - TR000007	74,287.91
PAYROLL PAYMENTS	01.08.23 - 31.08.23	1,684,144.06
INTERNAL PAYMENT VOUCHERS	DD #5384 - 5421	246,302.37
		<b>6,966,663.54</b>

9/08/2023	97245	THE GOOD GUYS BUSSELTON	ELECTRICAL SUPPLIES	125.00
9/08/2023	97430	THE MARGARET RIVER NATURAL SPRING WATER	BOTTLED WATER	165.00
22/08/2023	97572	THE PLANT SUPPLY CO	NURSERY SERVICES	279.40
9/08/2023	97407	THE RECOVER GROUP PTY LTD	CONSULTING SERVICES	1,320.56
9/08/2023	97286	THE URBAN COFFEE HOUSE	CATERING	1,785.00
9/08/2023	97331	THERESE EDMONDS	WRITING AND TEACHING SERVICE	1,000.00
9/08/2023	97349	THINK WATER DUNSBOROUGH	RETICULATION SERVICES	9,827.59
22/08/2023	97608	THINK WATER DUNSBOROUGH	RETICULATION SERVICES	2,714.80
30/08/2023	97769	THINK WATER DUNSBOROUGH	RETICULATION SERVICES	831.00
22/08/2023	97612	THOMAS ECKERT	CARPENTRY WORK	3,960.00
9/08/2023	97371	THOMPSON SURVEYING CONSULTANTS	SURVEYING SERVICES	1,100.00
22/08/2023	97561	THOMSON REUTERS (PROFESSIONAL) AUSTRALIA	RECRUITMENT SERVICES	18,202.38
16/08/2023	97521	THREE CONSULTING PTY LTD	AIRLINE ENGAGEMENT CONSULTANT	23,760.00
22/08/2023	97658	TIM WILSON CARPENTRY	CARPENTRY SERVICES	1,111.00
9/08/2023	97255	TINT A CAR BUSSELTON	MAINTENANCE SERVICES	475.00
9/08/2023	97474	TOTAL EDEN PTY LTD	RETICULATION SUPPLIES	7,191.89
22/08/2023	97597	TOTAL TOOLS	TOOL PURCHASES	1,657.00
22/08/2023	97677	TOTAL TRAINING GROUP PTY LTD	PLAYGROUND SAFETY INSPECTIONS	2,200.00
9/08/2023	97505	T-QUIP	MOWER PARTS & SERVICE	3,979.90
22/08/2023	97745	T-QUIP	MOWER PARTS & SERVICE	1,495.65
22/08/2023	97739	TRADE HIRE	PLANT HIRE & EQUIPMENT SERVICES	2,998.80
9/08/2023	97290	TROPHIES ON TIME	NAME BADGE SUPPLIER	119.00
22/08/2023	97579	TRUCK CENTRE (WA) PTY LTD	NEW VEHICLE PARTS & SERVICE	2,874.39
22/08/2023	97614	TRUCKLINE	PLANT PURCHASES / SERVICES / PARTS	451.88
22/08/2023	97730	TYREPOWER BUSSELTON	PLANT TYRE SUPPLIER / REPAIRER	55.00
9/08/2023	97309	UNDALUP ASSOCIATION INC	CANVAS SIGNS	42.00
9/08/2023	97421	UNITING GLOBAL PTY LTD	CLEANING AND MAINTENANCE SERVICES	501.82
22/08/2023	97669	UNITING GLOBAL PTY LTD	CLEANING AND MAINTENANCE SERVICES	1,204.50
9/08/2023	97351	URBIS PTY LTD	PROPERTY ECONOMIC & RESEARCH CONSULTING	7,260.00
22/08/2023	97573	VALSPAR PAINT	PAINTING SUPPLIES	641.47
22/08/2023	97741	VASSE DISTRICT COMMUNITY CENTRE	COMMUNITY BID	30.00
22/08/2023	97647	VASSE PRIMARY SCHOOL	MINOR DONATION	100.00
9/08/2023	97354	VIZONA PTY LTD	LIGHT POLES, LED AND SOLAR LIGHTS	7,326.00
22/08/2023	97727	VMS CONTRACTORS	MAINTENANCE SERVICES	5,512.57
22/08/2023	97554	VORGE PTY LTD	GYM GOODS	1,458.60
9/08/2023	97469	W.A. HINO SALES & SERVICE	PLANT PURCHASES / SERVICES / PARTS	1,533.83
9/08/2023	97273	WA NEWSPAPERS LIMITED	ADVERTISING SERVICES	1,272.00
22/08/2023	97558	WA NEWSPAPERS LIMITED	ADVERTISING SERVICES	1,353.69
9/08/2023	97313	WA SCALE SERVICE	WEIGHING EQUIPMENT	660.00
10/08/2023	97512	WA SHIRE COUNCILS	UNION FEES	176.00
24/08/2023	97752	WA SHIRE COUNCILS	UNION FEES	176.00
9/08/2023	97243	WALGA	WALGA TRAINING SERVICES	668.80
9/08/2023	97318	WASTECH ENGINEERING PTY LTD	WASTE COMPACTION SYSTEM	477.40
9/08/2023	97281	WAVES ENVIRONMENTAL PTY LTD	BUSSELTON GROUNDWATER INVESTIGATION	7,048.08
16/08/2023	97528	WD HOPE & CL SKRYPICHAYKO	STAFF RIMBURSEMENT	159.99
9/08/2023	97322	WE MCGILL	ART SALES	36.00
9/08/2023	97464	WESFARMERS - BLACKWOODS	FLEET CONSUMABLES & MAINTENANCE PARTS	2,760.04
22/08/2023	97710	WESFARMERS - BLACKWOODS	FLEET CONSUMABLES & MAINTENANCE PARTS	1,750.99
9/08/2023	97475	WESFARMERS KHG	GAS SERVICES	3,794.06
22/08/2023	97720	WESFARMERS KHG	GAS SERVICES	1,910.71
22/08/2023	97648	WEST BUSSELTON PRIMARY SCHOOL	MINOR DONATION	100.00
9/08/2023	97400	WEST COAST WASTE	SKIP BIN HIRE	16,565.34
22/08/2023	97655	WEST COAST WASTE	SKIP BIN HIRE	9,961.38
9/08/2023	97441	WEST OZ LINEMARKING PTY LTD	LINE MARKING SERVICES	999.62
22/08/2023	97603	WESTBOOKS	LIBRARY RESOURCES	652.98
9/08/2023	97365	WESTERN GROWERS FRESH	CATERING	672.00
22/08/2023	97624	WESTERN GROWERS FRESH	CATERING	290.50
9/08/2023	97293	WESTERN IRRIGATION PTY LTD	BORE AND IRRIGATION SERVICES	3,850.00
9/08/2023	97468	WESTRAC P/L	PLANT PURCHASES / SERVICES / PARTS	659.16
22/08/2023	97716	WESTRAC P/L	PLANT PURCHASES / SERVICES / PARTS	2,075.29
22/08/2023	97667	WESTSIDE TILT TRAY SERVICE	ABANDONED CAR REMOVAL	220.00
9/08/2023	97459	WINC AUSTRALIA PTY LTD	STATIONERY SUPPLIER	433.53
22/08/2023	97703	WINC AUSTRALIA PTY LTD	STATIONERY SUPPLIER	334.43
9/08/2023	97342	WIZARD TRAINING SOLUTIONS	TRAINING SERVICES	4,981.70
9/08/2023	97387	WM & KA BUTTERLY	REFUND OF APPLICATION	452.60
9/08/2023	97488	WML CONSULTANTS PTY LTD	CONSULTANCY SERVICES	129.26
9/08/2023	97414	WOOD AUSTRALIA PTY LTD	ENGINEERING CONSULTANCY SERVICES	4,664.00
9/08/2023	97471	WORK CLOBBER	PROTECTIVE CLOTHING SUPPLIER	1,829.00
22/08/2023	97719	WORK CLOBBER	PROTECTIVE CLOTHING SUPPLIER	140.00
9/08/2023	97283	WORK METRICS	HEALTH AND SAFETY SOFTWARE	2,244.00
22/08/2023	97683	WORKPOWER INCORPORATED	WASTE MANAGEMENT AND RECYCLING ACTIVITIES	165.00
22/08/2023	97587	WOW WIPES	GYM ANTIBACTERIAL WIPES	1,264.45
3/08/2023	97242	WRIGHT EXPRESS AUSTRALIA PTY LTD (COLES)		<b>890.48</b>
		YOUTH SERVICES - CARD #9827	FOOD AND BEVERAGE SUPPLIES	9.60
		YOUTH SERVICES - CARD #8748	FOOD AND BEVERAGE SUPPLIES	50.33
		YOUTH SERVICES - CARD #8748	FOOD AND BEVERAGE SUPPLIES	37.75
		GLC - CARD #8369	FOOD AND BEVERAGE SUPPLIES	151.50
		BUSSELTON LIBRARY - CARD #9186	FOOD AND BEVERAGE SUPPLIES	256.20
		YOUTH SERVICES - CARD #8748	FOOD AND BEVERAGE SUPPLIES	9.70
		BUSSELTON LIBRARY - CARD #9186	FAREWELL MORNING TEA	128.55
		YOUTH SERVICES - CARD #8748	FOOD AND BEVERAGE SUPPLIES	54.95
		GLC - CARD #8369	FOOD AND BEVERAGE SUPPLIES	191.90
9/08/2023	97478	WRIGHT EXPRESS AUSTRALIA PTY LTD (COLES)		<b>671.50</b>
		NCC - CARD #9347	FOOD AND BEVERAGE SUPPLIES	249.87
		NCC - CARD #9347	FOOD AND BEVERAGE SUPPLIES	10.50





**LISTING OF PAYMENTS MADE  
UNDER DELEGATED AUTHORITY  
FOR THE MONTH OF AUGUST 2023**

<b>CHEQUE PAYMENTS</b>	119737 - 119770	92,483.40
<b>ELECTRONIC FUNDS TRANSFER PAYMENTS</b>	97225 - 97773	4,869,445.80
<b>TRUST ACCOUNT PAYMENTS</b>	EFT# TR000004 - TR000007	74,287.91
<b>PAYROLL PAYMENTS</b>	01.08.23 - 31.08.23	1,684,144.06
<b>INTERNAL PAYMENT VOUCHERS</b>	DD #5384 - 5421	246,302.37
		<b>6,966,663.54</b>

		YOUTH SERVICES - CARD #8748	FOOD AND BEVERAGE SUPPLIES	73.65
		YOUTH SERVICES - CARD #8748	FOOD AND BEVERAGE SUPPLIES	82.10
		YOUTH SERVICES - CARD #9827	FOOD AND BEVERAGE SUPPLIES	10.60
		GLC - CARD #3347	FOOD AND BEVERAGE SUPPLIES	244.78
16/08/2023	97536	WRIGHT EXPRESS AUSTRALIA PTY LTD (COLES)		<b>106.05</b>
		YOUTH SERVICES - CARD #7933	FOOD AND BEVERAGE SUPPLIES	41.30
		GLC - CARD #8369	FOOD AND BEVERAGE SUPPLIES	64.75
22/08/2023	97725	WRIGHT EXPRESS AUSTRALIA PTY LTD (COLES)		<b>416.55</b>
		GLC - CARD #3347	FOOD AND BEVERAGE SUPPLIES	85.50
		YOUTH SERVICES - CARD #8748	FOOD AND BEVERAGE SUPPLIES	150.59
		ARTGEO - CARD #4115	FOOD AND BEVERAGE SUPPLIES	37.35
		YOUTH SERVICES - CARD #8748	FOOD AND BEVERAGE SUPPLIES	143.11
9/08/2023	97249	XPANSE PTY LTD	COMPUTER SOFTWARE SUPPLIER	11,081.26
22/08/2023	97680	ZONE 50 ENGINEERING SURVEYS PTY LTD	SURVEYING SERVICES	8,562.40
				<b>4,869,445.80</b>

INTERNAL PAYMENT VOUCHERS (DIRECT DEBITS) AUGUST 2023				
DATE	REF #	NAME	DESCRIPTION	AMOUNT \$
14/08/2023	5400	A MITCHELL	REFUND OF ANIMAL TRAP BOND	100.00
4/08/2023	5385	ALAN'S CAFÉ	REFUND OF APPLICATION	205.37
7/08/2023	5415	AMPOL AUSTRALIA PETROLEUM PTY LTD	FUEL SERVICES	<b>97,278.55</b>
		ADMINISTRATION - BSN1CITY1 - CARD #1840	UNLEADED ONLY	166.25
		ADMINISTRATION - BSN1 - CARD #3410	UNLEADED ONLY	86.97
		AIRPORT OPERATIONS - BSN16AV - CARD #7320	DIESEL ONLY	174.41
		AIRPORT OPERATIONS - BSN30BT - CARD #8470	DIESEL ONLY	374.19
		CEO - BSN66DG - CARD #8430	PREMIUM DIESEL ONLY	380.28
		COMMUNITY & COMMERCIAL SERVICES - BSN22AO - CARD #3030	UNLEADED ONLY	252.12
		COMMUNITY & COMMERCIAL SERVICES - BSN254L - CARD #9760	DIESEL ONLY	119.09
		COMMUNITY & COMMERCIAL SERVICES - BSN26CM - CARD #0920	UNLEADED ONLY	549.56
		COMMUNITY & COMMERCIAL SERVICES - BSN45CT - CARD #8880	DIESEL AND PREMIUM DIESEL ONLY	332.90
		COMMUNITY & COMMERCIAL SERVICES - BSN45DA - CARD #7520	UNLEADED ONLY	310.87
		COMMUNITY & COMMERCIAL SERVICES - BSN53BK - CARD #3520	UNLEADED ONLY	301.09
		COMMUNITY & COMMERCIAL SERVICES - BSN57AV - CARD #9790	UNLEADED ONLY	205.02
		DEPOT TANK 1 - CARD #0130	DIESEL ONLY	671.32
		DEPOT TANK 2 - CARD #0150	DIESEL ONLY	2,723.53
		DEPOT TANK 3 - CARD #0180	DIESEL ONLY	3,887.28
		DEPOT TANK 4 - CARD #0230	DIESEL ONLY	3,369.47
		ENGINEERING/FACILITIES - BSN47CT - CARD #8930	DIESEL ONLY	369.79
		ENGINEERING/FACILITIES - BSN23AM - CARD #3500	DIESEL AND PREMIUM DIESEL ONLY	459.67
		ENGINEERING/FACILITIES - BSN28CO - CARD #0500	PREMIUM DIESEL ONLY	561.56
		ENGINEERING/FACILITIES - BSN97CY - CARD #2450	DIESEL ONLY	311.63
		ENGINEERING/FACILITIES - BSN41CF - CARD #1790	PREMIUM DIESEL ONLY	86.53
		ENGINEERING/FACILITIES - BSN05BH - CARD #1180	DIESEL AND PREMIUM DIESEL ONLY	222.77
		ENGINEERING/FACILITIES - BSN07BL - CARD #7150	DIESEL AND PREMIUM DIESEL ONLY	199.25
		ENGINEERING/FACILITIES - BSN162S - CARD #1130	DIESEL ONLY	71.26
		ENGINEERING/FACILITIES - BSN24BA - CARD #0270	DIESEL ONLY	104.23
		ENGINEERING/FACILITIES - BSN414Z - CARD #1220	DIESEL AND PREMIUM DIESEL ONLY	845.78
		ENGINEERING/FACILITIES - BSN41AS - CARD #1700	PREMIUM DIESEL ONLY	519.86
		ENGINEERING/FACILITIES - BSN42AS - CARD #1720	DIESEL ONLY	422.51
		ENGINEERING/FACILITIES - BSN47BE - CARD #1660	PREMIUM DIESEL ONLY	416.41
		ENGINEERING/FACILITIES - BSN47CM - CARD #0080	UNLEADED ONLY	244.82
		ENGINEERING/FACILITIES - BSN48CM - CARD #0160	UNLEADED ONLY	470.70
		ENGINEERING/FACILITIES - BSN54BG - CARD #0700	UNLEADED ONLY	275.51
		ENGINEERING/FACILITIES - BSN693T - CARD #5750	DIESEL AND PREMIUM DIESEL ONLY	602.38
		ENGINEERING/FACILITIES - BSN89CY - CARD #2050	UNLEADED ONLY	197.60
		FINANCE/IT SERVICES - BSN20BL - CARD #5770	DIESEL AND PREMIUM DIESEL ONLY	210.09
		FINANCE/IT SERVICES - BSN21BA - CARD #1140	UNLEADED ONLY	580.85
		FINANCE/IT SERVICES - BSN56CY - CARD #9210	DIESEL AND PREMIUM DIESEL ONLY	668.00
		FINANCE/IT SERVICES - BSN75BL - CARD #2440	UNLEADED ONLY	177.31
		FINANCE/IT SERVICES - BSN75DI - CARD #1200	UNLEADED ONLY	311.31
		FINANCE/IT SERVICES - BSN82BT - CARD #3060	DIESEL AND PREMIUM DIESEL ONLY	273.09
		FLEET MANAGEMENT - BSN423Z - CARD #8500	DIESEL ONLY	697.61
		FLEET MANAGEMENT - BSN74AE - CARD #1820	DIESEL ONLY	216.14
		FLEET MANAGEMENT - BSN91CR - CARD #8890	PREMIUM UNLEADED ONLY	173.75
		FLEET MANAGEMENT - CARD #6630	UNLEADED ONLY	683.26
		FLEET MANAGEMENT - CARD #7460	DIESEL ONLY	47.52
		GENERAL CONSTRUCTION - BSN06BI - CARD #9620	DIESEL ONLY	2,836.04
		GENERAL CONSTRUCTION - BSN07OT - CARD #5170	DIESEL ONLY	1,619.02
		GENERAL CONSTRUCTION - BSN11AH - CARD #2390	DIESEL AND ADBLUE	6,118.73
		GENERAL CONSTRUCTION - BSN12AH - CARD #0140	DIESEL AND ADBLUE	6,200.50
		GENERAL CONSTRUCTION - BSN12AL - CARD #5580	DIESEL AND ADBLUE	2,747.41
		GENERAL CONSTRUCTION - BSN12AY - CARD #0600	DIESEL ONLY	248.69
		GENERAL CONSTRUCTION - BSN20DM - CARD #4190	ADBLUE ONLY	-
		GENERAL CONSTRUCTION - BSN417S - CARD #3330	DIESEL ONLY	666.18
		GENERAL CONSTRUCTION - BSN462N - CARD #6260	UNLEADED ONLY	25.80
		GENERAL CONSTRUCTION - BSN473A - CARD #3490	UNLEADED ONLY	153.03
		GENERAL CONSTRUCTION - BSN548N - CARD #4500	DIESEL ONLY	2,563.91
		GENERAL CONSTRUCTION - BSN54AA - CARD #3080	DIESEL AND ADBLUE	3,142.34
		GENERAL CONSTRUCTION - BSN663J - CARD #8270	DIESEL AND ADBLUE	5,071.49
		GENERAL CONSTRUCTION - BSN726P - CARD #2960	DIESEL ONLY	465.62
		GENERAL CONSTRUCTION - BSN736P - CARD #5820	DIESEL ONLY	370.48
		GENERAL CONSTRUCTION - BSN749P - CARD #3400	DIESEL ONLY	234.69
		GENERAL CONSTRUCTION - BSN84DB - CARD #3050	DIESEL ONLY	136.22
		GENERAL CONSTRUCTION - BSN75BA - CARD #3170	DIESEL ONLY	327.09
		GENERAL CONSTRUCTION - BSN997T - CARD #1710	DIESEL AND ADBLUE	1,335.76



LISTING OF PAYMENTS MADE  
UNDER DELEGATED AUTHORITY  
FOR THE MONTH OF AUGUST 2023

CHEQUE PAYMENTS	119737 - 119770	92,483.40
ELECTRONIC FUNDS TRANSFER PAYMENTS	97225 - 97773	4,869,445.80
TRUST ACCOUNT PAYMENTS	EFT# TR000004 - TR000007	74,287.91
PAYROLL PAYMENTS	01.08.23 - 31.08.23	1,684,144.06
INTERNAL PAYMENT VOUCHERS	DD #5384 - 5421	246,302.37
		<b>6,966,663.54</b>

		PARKS, GARDENS & RESERVES - BSN02DG - CARD #9030	UNLEADED ONLY	36.24
		PARKS, GARDENS & RESERVES - BSN09AV - CARD #4200	DIESEL ONLY	101.74
		PARKS, GARDENS & RESERVES - BSN17AY - CARD #4340	DIESEL AND PREMIUM DIESEL ONLY	230.46
		PARKS, GARDENS & RESERVES - BSN18AY - CARD #5950	PREMIUM DIESEL ONLY	54.80
		PARKS, GARDENS & RESERVES - BSN24AE - CARD #6490	DIESEL AND PREMIUM DIESEL ONLY	350.96
		PARKS, GARDENS & RESERVES - BSN32CJ - CARD #5760	DIESEL AND PREMIUM DIESEL ONLY	215.90
		PARKS, GARDENS & RESERVES - BSN353S - CARD #2760	DIESEL AND PREMIUM DIESEL ONLY	346.08
		PARKS, GARDENS & RESERVES - BSN358S - CARD #9310	DIESEL ONLY	480.20
		PARKS, GARDENS & RESERVES - BSN738P - CARD #5800	DIESEL ONLY	608.05
		PARKS, GARDENS & RESERVES - BSN492Q - CARD #7180	DIESEL ONLY	317.64
		PARKS, GARDENS & RESERVES - BSN52AZ - CARD #0910	DIESEL ONLY	114.50
		PARKS, GARDENS & RESERVES - BSN60AX - CARD #6350	DIESEL ONLY	88.31
		PARKS, GARDENS & RESERVES - BSN610Q - CARD #9650	DIESEL ONLY	218.26
		PARKS, GARDENS & RESERVES - BSN614Q - CARD #4550	PREMIUM DIESEL ONLY	532.27
		PARKS, GARDENS & RESERVES - BSN61BF - CARD #3370	DIESEL ONLY	349.51
		PARKS, GARDENS & RESERVES - BSN62CK - CARD #1530	DIESEL ONLY	178.30
		PARKS, GARDENS & RESERVES - BSN63BJ - CARD #9510	DIESEL ONLY	97.36
		PARKS, GARDENS & RESERVES - BSN63BJ - CARD #5770	DIESEL ONLY	166.57
		PARKS, GARDENS & RESERVES - BSN64BC - CARD #8490	DIESEL ONLY	220.19
		PARKS, GARDENS & RESERVES - BSN667J - CARD #5940	DIESEL ONLY	335.86
		PARKS, GARDENS & RESERVES - BSN694T - CARD #7990	DIESEL AND PREMIUM DIESEL ONLY	317.54
		PARKS, GARDENS & RESERVES - BSN73AJ - CARD #9230	DIESEL ONLY	270.54
		PARKS, GARDENS & RESERVES - BSN762T - CARD #7240	DIESEL ONLY	176.31
		PARKS, GARDENS & RESERVES - BSN77BC - CARD #8160	PREMIUM DIESEL ONLY	223.19
		PARKS, GARDENS & RESERVES - BSN851R - CARD #5980	DIESEL ONLY	550.04
		PARKS, GARDENS & RESERVES - BSN85DJ - CARD #4050	DIESEL ONLY	267.72
		PARKS, GARDENS & RESERVES - BSN86BX - CARD #2930	DIESEL AND PREMIUM DIESEL ONLY	365.23
		PARKS, GARDENS & RESERVES - BSN87AV - CARD #7840	DIESEL ONLY	201.23
		PARKS, GARDENS & RESERVES - BSN91BK - CARD #0170	PREMIUM DIESEL ONLY	23.31
		PARKS, GARDENS & RESERVES - BSN993T - CARD #5120	PREMIUM DIESEL ONLY	215.05
		PARKS, GARDENS & RESERVES - BSN994T - CARD #9740	DIESEL ONLY	494.96
		PARKS, GARDENS & RESERVES - LAWNMOWER - CARD #5880	DIESEL ONLY	613.17
		PARKS, GARDENS & RESERVES - TRACTOR - CARD #4150	DIESEL ONLY	170.13
		PLANNING & BUILDING - BSN00CK - CARD #1440	UNLEADED ONLY	158.09
		PLANNING & BUILDING - BSN01BE - CARD #8790	UNLEADED ONLY	264.68
		PLANNING & BUILDING - BSN08AO - CARD #5830	UNLEADED ONLY	82.36
		PLANNING & BUILDING - BSN20AO - CARD #2970	UNLEADED ONLY	-
		PLANNING & BUILDING - BSN53BG - CARD #0410	UNLEADED ONLY	417.40
		PLANNING & BUILDING - BSN56BX - CARD #2130	UNLEADED ONLY	87.96
		PLANNING & BUILDING - BSN61BG - CARD #0770	UNLEADED ONLY	461.01
		PROPERTY & LEGAL SERVICES - BSN64CT - CARD #7040	UNLEADED ONLY	224.45
		PROPERTY & LEGAL SERVICES - BSN75DG - CARD #7700	UNLEADED ONLY	234.02
		RANGER & FIRE SERVICES - BSN76BC - CARD #5760	DIESEL AND PREMIUM DIESEL ONLY	519.33
		RANGER & FIRE SERVICES - BSN91BO - CARD #9320	DIESEL ONLY	491.35
		RANGER & FIRE SERVICES - 1EBT387 - CARD #8440	DIESEL ONLY	-
		RANGER & FIRE SERVICES - 1EBT413 - CARD #8480	DIESEL AND LUBES	-
		RANGER & FIRE SERVICES - 1DON317 - CARD #5030	PREMIUM DIESEL ONLY	101.65
		RANGER & FIRE SERVICES - 1ECA019 - CARD #3700	DIESEL ONLY	-
		RANGER & FIRE SERVICES - 1EDM387 - CARD #3260	DIESEL ONLY	-
		RANGER & FIRE SERVICES - 1EGR256 - CARD #5020	DIESEL ONLY	-
		RANGER & FIRE SERVICES - 1HJG890 - CARD #5500	DIESEL ONLY	103.99
		RANGER & FIRE SERVICES - 1EIO341 - CARD #9420	DIESEL ONLY	-
		RANGER & FIRE SERVICES - 1EZK373 - CARD #2000	DIESEL ONLY	-
		RANGER & FIRE SERVICES - 1GDT881 - CARD #6470	DIESEL ONLY	-
		RANGER & FIRE SERVICES - 1GEU778 - CARD #7560	DIESEL ONLY	-
		RANGER & FIRE SERVICES - 1GHF683 - CARD #0360	PREMIUM DIESEL ONLY	53.08
		RANGER & FIRE SERVICES - 1GTN407 - CARD #0290	DIESEL ONLY	131.86
		RANGER & FIRE SERVICES - 1HQE252 - CARD #9850	DIESEL AND ADBLUE	-
		RANGER & FIRE SERVICES - 1HRG795 - CARD #9550	DIESEL ONLY	-
		RANGER & FIRE SERVICES - BSN01AO - CARD #5220	UNLEADED ONLY	303.54
		RANGER & FIRE SERVICES - BSN27CW - CARD #5400	DIESEL AND PREMIUM DIESEL ONLY	459.17
		RANGER & FIRE SERVICES - BSN575J - CARD #9490	DIESEL ONLY	-
		RANGER & FIRE SERVICES - BSN708Z - CARD #6100	PREMIUM DIESEL ONLY	97.41
		RANGER & FIRE SERVICES - BSN710K - CARD #0020	PREMIUM DIESEL ONLY	165.24
		RANGER & FIRE SERVICES - BSN75BC - CARD #5750	DIESEL ONLY	-
		RANGER & FIRE SERVICES - BSN90BO - CARD #9300	PREMIUM DIESEL ONLY	353.30
		REGULATORY SERVICES - BSN25CM - CARD # 4830	UNLEADED ONLY	189.51
		REGULATORY SERVICES - BSN82AU - CARD #3470	DIESEL AND PREMIUM DIESEL ONLY	439.82
		REGULATORY SERVICES - BSN91DA - CARD #1680	PREMIUM DIESEL ONLY	207.78
		REGULATORY SERVICES - BSN97BT - CARD #1690	UNLEADED ONLY	287.13
		WASTE SERVICES - 1GHY540 - CARD #6550	DIESEL AND ADBLUE	4,075.74
		WASTE SERVICES - 1GUG884 - CARD #6770	DIESEL AND ADBLUE	5,022.52
		WASTE SERVICES - 1HKR794 - CARD #4580	DIESEL AND ADBLUE	4,326.56
		WASTE SERVICES - 1HQP054 - CARD #1270	DIESEL AND ADBLUE	3,233.89
		WASTE SERVICES - BSN02AH - CARD #4680	DIESEL ONLY	-
		WASTE SERVICES - BSN09AQ - CARD #1300	DIESEL ONLY	217.63
		WASTE SERVICES - BSN15AK - CARD #6280	UNLEADED ONLY	392.44
		WASTE SERVICES - BSN34BG - CARD #3370	DIESEL ONLY	329.30
		WASTE SERVICES - BSN42BT - CARD #4260	DIESEL ONLY	1,866.40
		WASTE SERVICES - BSN82DC - CARD #3990	DIESEL AND ADBLUE	2,282.03
		WASTE SERVICES - BSN85OR - CARD #3200	DIESEL AND ADBLUE	-
		WASTE SERVICES - BSN85CC - CARD #3630	DIESEL ONLY	274.44
		WASTE SERVICES - IGPU254 - CARD #9120	DIESEL AND ADBLUE	1,903.31
1/08/2023	5391	ANZ BANK	BANK FEES	15.50
1/08/2023	5394	ANZ BANK	BANK FEES	5,687.21



**LISTING OF PAYMENTS MADE  
UNDER DELEGATED AUTHORITY  
FOR THE MONTH OF AUGUST 2023**

CHEQUE PAYMENTS	119737 - 119770	92,483.40
ELECTRONIC FUNDS TRANSFER PAYMENTS	97225 - 97773	4,869,445.80
TRUST ACCOUNT PAYMENTS	EFT# TR000004 - TR000007	74,287.91
PAYROLL PAYMENTS	01.08.23 - 31.08.23	1,684,144.06
INTERNAL PAYMENT VOUCHERS	DD #5384 - 5421	246,302.37
		<b>6,966,663.54</b>

7/08/2023	5397	ANZ BANK	BANK FEES	1,026.58
7/08/2023	5398	ANZ BANK	BANK FEES	486.70
7/08/2023	5399	ANZ BANK	BANK FEES	138.60
7/08/2023	5405	ANZ BANK	BANK FEES	369.67
29/08/2023	5418	ANZ BANK	BANK FEES	60.00
1/09/2023	5421	ANZ BANK	ANZ PAYMENT	<b>19,572.25</b>
<b>CEO</b>				
		CROWN PROMENADE PERTH	TRAINING ACCOMMODATION- WATERWISE EXPO- IRRIGATION TEAM	1,325.17
		IPWEA	ONLINE TRAINING - RECYCLING- OPERATIONS MANAGER	451.00
		JETSTAR BQB TO MEL	TOOWOOMBA NATIONAL REGIONAL ECONOMIC DEVELOPMENT SUMMIT	125.39
		JETSTAR MEL-BNE	TOOWOOMBA NATIONAL REGIONAL ECONOMIC DEVELOPMENT SUMMIT	241.68
		MAILCHIMP	ELECTRONIC NEWSLETTER PR	376.83
		NATIONAL REGIONAL AND ECONOMIC DEVELOPMENT SUMMIT	REFUND OF TICKET DUE TO CANCELLATION	792.00
		PEARSON AUSTRALIA GROUP	STUDY HANDBOOK	123.16
		QANTAS- PER- KTA	FLIGHTS TO ATTEND NATIONAL ECONOMIC DEVELOPMENT CONFERENCE	999.01
		QANTAS- TWB TO MEL	TOOWOOMBA NATIONAL REGIONAL ECONOMIC DEVELOPMENT SUMMIT	493.63
		TRYBOOKING*LGIS	CEO BREAKFAST	66.50
		TRYBOOKING*LGIS	CEO BREAKFAST GUEST-HR COORDINATOR	66.50
		WA LOCAL GOVERNMENT ASSOC.	WALGA CONVENTION REGISTRATION-MAYOR	1,659.30
		WA LOCAL GOVERNMENT ASSOC.	WALGA CONVENTION 1 DAY REGISTRATION-CEO	648.00
		WEST AUSTRALIAN	DIGITAL SUBSCRIPTION	28.00
<b>COMMUNITY SERVICES MANAGER</b>				
		COLES VASSE	CATERING-TRAIN THE TRAINER WORKSHOP	39.50
		DIGIDIRECT	SAMSUNG TABLET FOR BSN SES	1,210.39
		VIBE SIESTA PARK	CATERING-TRAIN THE TRAINER WORKSHOP	8.99
<b>ENGINEERING DIRECTOR</b>				
		BCF	REWARD & RECOGNITION VOUCHER	50.00
		CITY OF KARRATHA	NATIONAL ECONOMIC DEVELOPMENT CONFERENCE	1,195.00
		CPP CONVENTION CENTRE PERTH	PARKING FEES- BPACC MEETING	24.23
		DWER	CLEARING PERMIT- STRELLY & BENSTED ST	2,400.00
		LOCAL GOVERNMENT MANAGEMENT	MEMBERSHIP FEES	531.00
		LOCAL GOVERNMENT PROFESSIONAL	IGNITE LEADERSHIP PROGRAM	2,980.00
		MAILCHIMP-ELECTRONIC MARKETING	ARTGEO NEWSLETTER AND MARKETING	104.05
		PLACEMAKING EDUCATION	ONLINE TRAINING- PLACEMAKING: MAKING IT HAPPEN IN LOCAL GOVERNMENTS	309.00
		PLACEMAKING EDUCATION	ONLINE TRAINING- PLACEMAKING: MAKING IT HAPPEN IN LOCAL GOVERNMENTS	283.25
		THE GOOSE BEACH BAR	COUNCILLORS DINNER 19 JULY	372.00
		THE INSTITUTE OF ENGINEERING	MEMBERSHIP FEES	465.00
<b>FINANCE DIRECTOR</b>				
		LOCAL GOVERNMENT PROFESSIONALS WA	PROFESSIONAL MEMEBRSHIP	531.00
		MAILCHIMP	ECONOMIC AND BUSINESS DEVELOPMENT NEWSLETTER	41.11
		TRYBOOKING*LGIS	SOUTH WEST WORKCARE FORUM	209.50
<b>HUMAN RESOURCES MANAGER</b>				
		ST JOHN AMBULANCE	CPR REFRESHER.-M.DALEY FORST AID TRAININGJ.KELSO	215.00
		CANVA	ANNUAL CANVA TEAMS SUBSCRIPTION FOR SALTWATER	164.99
		FACEBOOK ADVERTISING	LEISURE CENTRES JULY UPFRONT MEMBERSHIP SALE	99.67
		MAILCHIMP-ELECTRONIC MARKETING	LIBRARY NEWSLETTER AND MARKETING	118.67
		PANACEUM GROUP	PRE-EMPLOYMENT MEDICAL	242.00
		SENDGRID	EMAIL PROGRAM FOR CUSTOMER RETENTION AND CONTACT-GLC	30.90
		SPOTIFY	MUSIC FOR YOUTH SERVICES EVENTS	18.99
<b>IT MANAGER</b>				
		ALIBABA	I.T CLIPS, CABLES & CORDS	9.87
		ALIBABA	USB PORT BLOCKERS	154.06
		ALIBABA	RJ45 LOCKING CLIPS	202.70
		AMAZON MARKETPLACE	USB PORT BLOCKERS	51.44
		AMAZON MARKETPLACE	COMPUTER HARDWARE	139.80
		AMAZON MARKETPLACE	COMPUTER HARDWARE	428.14
		BUNNINGS	STAFF LEAVING-GIFT VOUCHER-T.SHOOTER	150.00
		DEPUTY	DEPUTY ROSTERING SYSTEM GLC	910.64
		ZOOM	MONTHLY SUBSCRIPTION	69.19
8/08/2023	5404	BSL LEVY	REFUND OF APPLICATION	61.65
16/08/2023	5409	C RUSSELL	REFUND OF HALL & KEY DEPOSITS	1,000.00
23/08/2023	5419	C WATT	REFUND OF ANIMAL TRAP BOND	100.00
3/08/2023	5386	CABIN FEVER	REFUND OF GROUND HIRE BOND	1,183.00
16/08/2023	5406	CAPE PROJECTS	REFUND OF APPLICATION	85,828.00
3/08/2023	5393	COMMONWEALTH BANK	BANK FEES	172.30
15/08/2023	5412	COMMONWEALTH BANK	BANK FEES	13.40
3/08/2023	5392	CR. MIKAYLA LOVE	COUNCILLOR PAYMENT	348.96
3/08/2023	5384	D GEE	REFUND OF APPLICATION	1,120.00
7/08/2023	5388	D KADAMUS	REFUND OF ANIMAL TRAP BOND	100.00
11/08/2023	5396	DEPARTMENT OF COMMUNITIES	REFUND OF APPLICATION	644.00
15/08/2023	5408	DEPARTMENT OF PLANNING, LAND & HERITAGE	REFUND OF APPLICATION	308.75
8/08/2023	5404	DUNSBOROUGH CRICKET CLUB	REFUND OF APPLICATION	37.00
14/08/2023	5401	DUSK	REFUND OF APPLICATION	110.00
14/08/2023	5402	EVANS AND TATE	REFUND OF APPLICATION	37.00
14/08/2023	5401	FLAMETREE WINES	REFUND OF APPLICATION	38.00
18/08/2023	5413	FLY2HEALTH	REFUND OF APPLICATION	50.00
17/08/2023	5411	H MASON	REFUND OF ANIMAL TRAP BOND	100.00
3/08/2023	5384	INGOODTIME	REFUND OF APPLICATION	38.00
3/08/2023	5384	JEREMY MURPHY BUILDING	REFUND OF APPLICATION	447.00
1/08/2023	5389	LES MILLS ASIA PACIFIC	CONTRACT FEES	534.94
1/08/2023	5390	LES MILLS ASIA PACIFIC	CONTRACT FEES	641.93
11/08/2023	5396	LOVISA	REFUND OF APPLICATION	110.00
4/08/2023	5385	M PRICE	REFUND OF APPLICATION	268.00
11/08/2023	5395	MARGARET RIVER WINE PRODUCTION	REFUND OF APPLICATION	141.00





LISTING OF PAYMENTS MADE  
UNDER DELEGATED AUTHORITY  
FOR THE MONTH OF AUGUST 2023

CHEQUE PAYMENTS	119737 - 119770	92,483.40
ELECTRONIC FUNDS TRANSFER PAYMENTS	97225 - 97773	4,869,445.80
TRUST ACCOUNT PAYMENTS	EFT# TR000004 - TR000007	74,287.91
PAYROLL PAYMENTS	01.08.23 - 31.08.23	1,684,144.06
INTERNAL PAYMENT VOUCHERS	DD #5384 - 5421	246,302.37
		<b>6,966,663.54</b>

2/09/2023	5420	MBA SPORTS COACHING	REFUND OF HALL & KEY DEPOSITS	300.00
3/08/2023	5386	MOSCOW CIRCUS	REFUND OF GROUND HIRE BOND	569.00
4/08/2023	5387	P FERGUSON	AIRPORT PARKING CARD REFUND	20.00
17/08/2023	5410	P LLOYD	REFUND OF APPLICATION	134.00
1/09/2023	5420	P THEIL	REFUND OF RATE OVERPAYMENT	2,808.26
31/08/2023	5416	PDQ.COM CORPORATION	IT SYSTEMS MANAGEMENT SOFTWARE	10,071.09
15/08/2023	5403	QUBE PROPERTY	REFUND OF APPLICATION	4,361.00
3/08/2023	5384	R DAVIES	REFUND OF APPLICATION	218.50
22/08/2023	5417	R THOMAS	REFUND OF APPLICATION	73.00
11/08/2023	5396	S CLUNE	REFUND OF APPLICATION	60.00
11/08/2023	5395	S LI	REFUND OF RATE OVERPAYMENT	2,346.12
11/08/2023	5395	S ROGERS	REFUND OF APPLICATION	38.00
3/08/2023	5384	SANDGROPER CONTRACTING	REVERSAL OF PAYMENT	2,942.72
16/08/2023	5409	SURFING WA	REFUND OF HALL & KEY DEPOSITS	100.00
15/08/2023	5407	T RIGG	REFUND OF ANIMAL TRAP BOND	100.00
14/08/2023	5402	TANGENT NOMINEES	REFUND OF APPLICATION	1,551.32
15/08/2023	5408	THE DAILY YARN COFFEE	REFUND OF HALL & KEY DEPOSITS	100.00
15/08/2023	5408	THE DAILY YARN COFFEE	REFUND OF APPLICATION	1,176.00
11/08/2023	5396	YOLK PROPERTY	REFUND OF APPLICATION	960.00
				<b>246,302.37</b>

TRUST PAYMENTS AUGUST 2023				
DATE	REF #	NAME	DESCRIPTION	AMOUNT \$
8/08/2023	TR000004	CITY OF BUSSELTON - EFT	INTERNAL PAYMENTS / COMMISSIONS	66.00
8/08/2023	TR000005	BUILDING & CONSTRUCTION INDUSTRY TRAININ	CTF LEVY	4009.72
29/08/2023	TR000006	DEPARTMENT OF MINES, INDUSTRY REGULATION	BUILDING SERVICES LEVY	69707.19
29/08/2023	TR000007	CITY OF BUSSELTON - EFT	INTERNAL PAYMENTS / COMMISSIONS	505.00
				<b>74,287.91</b>

### 6.3 Monthly Financial Report - Year to Date 31 August 2023

<b>Strategic Theme:</b>	Key Theme 4: Leadership 4.2 Deliver governance systems that facilitate open, ethical and transparent decision making. 4.5 Responsibly manage ratepayer funds to provide for community needs now and in the future.
<b>Directorate:</b>	Finance and Corporate Services
<b>Reporting Officer:</b>	Manager Financial Services - Paul Sheridan
<b>Authorised By:</b>	Acting Director Finance and Corporate Services - Sarah Pierson
<b>Nature of Decision:</b>	Legislative: adoption of "legislative documents" such as local laws, local planning schemes and local planning policies. Executive: Substantial direction setting, including adopting budgets, strategies, plans and policies (excluding local planning policies); funding, donations and sponsorships; reviewing committee recommendations.
<b>Voting Requirements:</b>	Absolute Majority
<b>Disclosures of Interest:</b>	No officers preparing this item have an interest to declare.
<b>Attachments:</b>	1. Monthly Financial Report - August 2023 [6.3.1 - 27 pages] 2. Investment Report - August 2023 [6.3.2 - 1 page] 3. Loan Schedule - August 2023 [6.3.3 - 1 page]

#### COMMITTEE RECOMMENDATION

**F2310/42** Moved Cr Paul Carter, seconded Cr Sue Riccelli

**That the Council receives the statutory monthly financial report for the period ending 31 August 2023, pursuant to Regulation 34(4) of the *Local Government (Financial Management) Regulations 1996*.**

**CARRIED 5 / 0**

**FOR: Cr Anne Ryan, Cr Grant Henley, Cr Paul Carter, Cr Ross Paine and Cr Sue Riccelli**

**AGAINST: Nil**

#### OFFICER RECOMMENDATION

That the Council receives the statutory monthly financial report for the period ending 31 August 2023, pursuant to Regulation 34(4) of the *Local Government (Financial Management) Regulations 1996*.

#### **EXECUTIVE SUMMARY**

Pursuant to Section 6.4 of the *Local Government Act 1995* (the Act) and Regulation 34(4) of the *Local Government (Financial Management) Regulations 1996* (the Regulations), a local government is to prepare, on a monthly basis, a monthly financial report that reports on the City's Statement of Financial Activity, Statement of Financial Position, and its performance in relation to its adopted / amended budget.

This report has been compiled to fulfil the statutory reporting requirements of the Act and associated Regulations, whilst also providing the Council with an overview of the City's financial performance on a year to date basis, for the period ending 31 August 2023.

## STRATEGIC CONTEXT

Provision of the monthly financial report, while a statutory requirement, also supports open and accountable governance.

## BACKGROUND

The Regulations detail the form and manner in which the monthly financial report is to be presented to the Council, and is to include the following:

- Annual budget estimates;
- Budget estimates to the end of the month in which the statement relates;
- Actual amounts of revenue and expenditure to the end of the month in which the statement relates;
- Material variances between budget estimates and actual revenue/expenditure (including an explanation of any material variances);
- The net current assets at the end of the month to which the statement relates (including an explanation of the composition of the net current position); and
- Statement of Financial Position

Additionally, and pursuant to Regulation 34(5) of the Regulations, a local government is required to adopt a material variance reporting threshold in each financial year.

At its meeting on 26<sup>th</sup> July 2023, the Council adopted (C2305/57) the following material variance reporting thresholds for the 2023/24 financial year:

*That pursuant to Regulation 34(5) of the Local Government (Financial Management) Regulations, the Council adopts a material variance reporting threshold with respect to financial activity statement reporting for the 2023/24 financial year as follows:*

- *Variances equal to or greater than 10% of the year to date budget amount as detailed in the Income Statement by Nature and Type/Statement of Financial Activity report, however variances due to timing differences and/or seasonal adjustments are to be reported only if not to do so would present an incomplete picture of the financial performance for a particular period; and*
- *Reporting of variances only applies for amounts greater than \$50,000.*

## OFFICER COMMENT

In order to fulfil statutory reporting requirements and to provide the Council with a synopsis of the City's overall financial performance on a year to date basis, the following financial reports are attached hereto (Attachment 1):

### Statement of Financial Activity

This report provides details of the City's operating revenues and expenditures on a year to date basis, by nature (i.e. description). The report has been further extrapolated to include details of non-

cash adjustments and capital revenues and expenditures, to identify the City's net current position; which reconciles with that reflected in the associated Net Current Position report.

#### Statement of Financial Position

A statement of financial position is a financial statement that summarises the reporting entities assets (what it owns), liabilities (what it owes), and equity (assets less liabilities) on a particular date.

#### Basis of Preparation Note (Note 1)

Explains the regulatory framework upon which the financial statements have been prepared.

#### Statement of Financial Activity Note (Note 2)

Explains the non-cash items that have been excluded from the calculation of the Net Current Position in the Statement of Financial Activity.

#### Explanation of Material Variances Note (Note 3)

Provides a breakdown by directorate and cost centre of each of the variances on the face of the Statement of Financial Activity that meet Councils adopted material variance threshold for 2023/24.

#### Net Current Position Summary Report

This report provides details of the composition of the net current asset position on a year to date basis, and reconciles with the net current position as per the Statement of Financial Activity.

#### Capital Acquisition & Construction Report

This report provides full year budget performance (by line item) in respect of the following capital expenditure activities:

- Land and Buildings
- Plant and Equipment
- Furniture and Equipment
- Infrastructure

This report outlines the actual and budgeted movement from the start of the financial year to date, that result in the balances listed in the Statement of Financial Position for Property, Plant & Equipment.

#### Reserve Movements Report

This report provides summary details of transfers to and from reserve funds, and associated interest earnings on reserve funds, on a full year basis.

Additional reports and/or charts can be provided as required to further supplement the information comprised within the statutory financial reports.

#### Net Current Position Chart

Tracks the net Current Position over the year in comparison to previous 4 years.

### Comments on Financial Activity to 31<sup>st</sup> August 2023

The Statement of Financial Activity (FAS) for the year to date (YTD) shows an overall Net Current Position (NCP) of \$63M as opposed to the YTD budget of \$50.4M.

The following table summarises the major YTD variances that appear on the face of the FAS, which, in accordance with Council's adopted material variance reporting threshold, collectively make up the above difference. Each numbered item in this lead table is explained further in note 3 of the attached Monthly Financial Report.

Description	2023/24 Actual YTD \$	2023/24 Budget YTD \$	2023/24 Budget \$	2023/24 YTD Bud Variance %	2023/24 YTD Bud Variance \$	Change in Variance Current Month \$
<b>Amount Attributable to Operating Activities</b>				<b>13.23%</b>	<b>7,819,375</b>	<b>5,883,597</b>
<b>Revenue from Operating Activities</b>				<b>2.67%</b>	<b>1,885,028</b>	<b>1,324,723</b>
1. Operating Grants, Subsidies and Contributions	904,924	267,711	5,325,685	238.02%	637,213	478,092
2. Interest Earnings	952,739	693,771	4,305,492	37.33%	258,968	182,035
<b>Expenses from Operating Activities</b>				<b>18.24%</b>	<b>2,907,391</b>	<b>1,725,853</b>
3. Materials & Contracts	(2,075,936)	(4,665,757)	(29,072,925)	55.51%	2,589,821	1,174,205
4. Other Expenditure	133,499	(539,071)	(6,823,844)	124.76%	672,570	616,462
<b>Amount Attributable to Investing Activities</b>				<b>72.94%</b>	<b>8,237,928</b>	<b>3,988,500</b>
5. Land & Buildings	(1,751,632)	(8,210,373)	(29,976,325)	78.67%	6,458,741	4,168,408
6. Plant & Equipment	(151,697)	(365,686)	(6,078,421)	58.52%	213,989	192,216
7. Furniture & Equipment	(20,992)	(311,257)	(1,510,209)	93.26%	290,264	115,955
8. Infrastructure	(1,349,327)	(2,531,032)	(21,896,530)	(865.12%)	1,181,704	(394,579)
9. Proceeds from Sale of Assets	187,530	98,300	863,800	90.77%	89,230	(97,500)
<b>Amount Attributable to Financing Activities</b>				<b>(505.64%)</b>	<b>(3,417,075)</b>	<b>(6,616,892)</b>
10. Transfer to Restricted Assets	(3,761,429)	0	(11,180)	(100.00%)	(3,761,429)	(3,024,515)
11. Transfer from Restricted Assets	1,442,574	3,427,180	20,563,074	(57.91%)	(1,984,606)	(676,572)

### Investment Report

Pursuant to the Council's Investment Policy, a report is to be provided to the Council on a monthly basis, detailing the investment portfolio in terms of performance and counterparty percentage exposure of total portfolio. The report is also to provide details of investment income earned against budget, whilst confirming compliance of the portfolio with legislative and policy limits.

As at 31<sup>st</sup> August 2023 the value of the City's invested funds increased to \$116M from \$108M as at 31<sup>st</sup> July 2023. The increase is a result of grants & rates received.

As at 31<sup>st</sup> August 2023 the 11am account balance is \$19.7M, being an increase of \$7M from 31<sup>st</sup> July 2023. The increase of \$7M to the 11am account is due to funds received from grants and rates.

During the month of August three term deposits totalling the amount of \$8M matured. These were re-invested for a further 223 days at 5% on average.

The official cash rate stayed steady during the month of August 2023 at 4.10%. Further movement in the cash rate is currently uncertain.

### **Borrowings Update**

During the month no new loans were drawn, and no loan repayments were made on existing loans. The attached Loan Schedule outlines the status of all existing loans YTD.

### **Chief Executive Officer – Corporate Credit Card**

Details of transactions made on the Chief Executive Officer's corporate credit card during August 2023 are provided below to ensure there is appropriate oversight and awareness.

Date	Payee	Description	\$ Amount
3/04/2023	WEST AUSTRALIAN	DIGITAL SUBSCRIPTION-PR	28.00
4/08/2023	BURGER BONES	LUNCH FOR INTERVIEW PANEL-DIRECTOR ROLES	68.68
4/08/2023	CALLOWS CORNER NEWS	THANK YOU CARD FOR PANEL-DIRECTOR ROLES	2.99
4/08/2023	THE GOOSE BEACH BAR	DINNER GIFT CARD FOR INTERVIEW PANEL- DIRECTOR ROLES	100.00
4/08/2023	TIM WHITTY KITCHEN	COFFEE FOR INTERVIEW PANEL-DIRECTOR ROLES	14.50
7/08/2023	LOCAL GOVERNMENT PROFESSIONALS WA	REGISTRATION FOR ESP NETWORK SEMINAR-C.LOMBARD	50.00
10/08/2023	DEPT OF RACING GAMING AND LIQUOR	OCCASIONAL LIQUOR LICENCE - BUSH FIRE BRIGADE AWARDS	57.00
24/08/2023	ALEX HOTEL PERTH	CEO ACCOMMODATION -RCAWA MEETING-24/08/23	288.00
25/08/2023	CPP ROE STREET NORTHBRIDGE	PARKING -RCAWA MEETING	22.21
24/08/2023	UBER	TRANSPORT BETWEEN HOTEL AND RCAWA DINNER 24/08/23	8.86
24/08/2023	UBER *TRIP	TRANSPORT BETWEEN HOTEL AND RCAWA DINNER 24/08/23-CANCELLATION FEE	10.00
30/08/2023	BAKED BUSSELTON	CATERING- AIRPORT FAMIL WITH AIRPORT CONSULTANT	57.20
31/08/2023	MAILCHIMP	ELECTRONIC NEWSLETTER PR	385.30
		<b>TOTAL</b>	<b>1,092.74</b>

### **Donations & Contributions Received**

During the month no non-infrastructure asset (bridges, roads, POS etc), donations or contributions were received.

### **Statutory Environment**

Section 6.4 of the Act and Regulation 34 of the Regulations detail the form and manner in which a local government is to prepare financial activity statements.

### **Relevant Plans and Policies**

The officer recommendation aligns to the following adopted plan or policy:

Plan:

Annual Adopted Budget 2022-2023

[Strategic Community Plan 2021-2031](#)

[Corporate Business Plan 2022-2026](#)

[Long Term Financial Plan 2022/23 - 2031/32](#)

Policy:

There are no relevant policies for this report.

### **Financial Implications**

Any financial implications are detailed within the context of this report.

### **External Stakeholder Consultation**

Not applicable.

### **Risk Assessment**

An assessment of the potential implications of implementing the officer recommendation has been undertaken using the City's risk management framework, with risks assessed taking into account any controls already in place. No risks of a medium or greater level have been identified.

### **Options**

The Statements of Financial Activity are presented in accordance with Section 6.4 of the Act and Regulation 34 of the Regulations and are to be received by Council. Council may wish to make additional resolutions as a result of having received these reports.


### **CONCLUSION**

As at 31<sup>st</sup> August 2023, the City's net current position stands at \$63M, and cash reserve balances remain sufficient for their purposes.

**TIMELINE FOR IMPLEMENTATION OF OFFICER RECOMMENDATION**

Not Applicable.





**CITY OF BUSSELTON  
MONTHLY FINANCIAL REPORT  
For the period ended 31st August 2023**

**LOCAL GOVERNMENT ACT 1995  
LOCAL GOVERNMENT (FINANCIAL MANAGEMENT) REGULATIONS 1996**

**TABLE OF CONTENTS**

***Statements prescribed by regulation***

Statement of Financial Activity	2
Statement of Financial Position	3
Note 1 Basis of Preparation	4
Note 2 Statement of Financial Activity Information	5
Note 3 Explanation of Material Variances	6 - 9

***Other reports***

Capital Acquisition & Construction report	10 - 14
Reserves Movements Report	15 - 26
Net Current Position Chart	27

**City of Busselton****Statement of Financial Activity****Year to Date As At 31 August 2023**

	Note	2023/2024 Actual YTD	2023/2024 Amended Budget YTD	2023/2024 Original Budget YTD	2023/2024 Amended Budget	2023/2024 Original Budget	2023/24 YTD Bud (A) Variance	2023/24 YTD Bud (A) Variance
		\$	\$	\$	\$	\$	%	\$
<b>Operating Activities</b>								
<b>Revenue from Operating Activities</b>								
Rates		60,001,060	59,800,229	59,800,229	60,395,882	60,395,882	0.34%	200,831
Grants, Subsidies and Contributions	3.1	904,924	267,711	267,711	5,325,685	5,325,685	238.02%	637,213
Fees & Charges		10,568,428	9,906,044	9,906,044	22,404,393	22,404,393	6.69%	662,384
Other Revenue		73,380	30,210	30,210	334,932	334,932	142.90%	43,170
Interest Earnings	3.2	952,739	693,771	693,771	4,305,492	4,305,492	37.33%	258,968
Profit on Asset Disposals		88,216	5,754	5,754	24,120	24,120	1433.12%	82,462
		<b>72,588,748</b>	<b>70,703,719</b>	<b>70,703,719</b>	<b>92,790,504</b>	<b>92,790,504</b>	<b>2.67%</b>	<b>1,885,028</b>
<b>Expenses from Operating Activities</b>								
Employee Costs		(5,737,896)	(5,907,984)	(5,907,984)	(37,929,304)	(37,929,304)	2.88%	170,087
Materials & Contracts	3.3	(2,075,936)	(4,665,757)	(4,665,757)	(29,072,925)	(29,072,925)	55.51%	2,589,821
Utilities (Gas, Electricity, Water etc)		(393,895)	(386,612)	(386,612)	(2,980,399)	(2,980,399)	(1.88%)	(7,283)
Depreciation on non current assets		(4,566,794)	(4,348,934)	(4,348,934)	(25,541,373)	(25,541,373)	(5.01%)	(217,860)
Finance Costs		(5,194)	(5,194)	(5,194)	(1,749,875)	(1,749,875)	0.01%	0
Insurance Expenses		(402,621)	(404,226)	(404,226)	(894,395)	(894,395)	0.40%	1,604
Other Expenditure	3.4	133,499	(539,071)	(539,071)	(6,823,844)	(6,823,844)	124.76%	672,570
Allocations		14,519	332,767	332,767	1,996,605	1,996,605	95.64%	(318,249)
Loss on Asset Disposals		0	(16,700)	(16,700)	(205,278)	(205,278)	100.00%	16,700
		<b>(13,034,319)</b>	<b>(15,941,710)</b>	<b>(15,941,710)</b>	<b>(103,200,789)</b>	<b>(103,200,789)</b>	<b>18.24%</b>	<b>2,907,391</b>
Non-Cash Amounts Excluded from Operating Activities	2	7,375,889	4,348,934	4,348,934	16,372,855	16,372,855	69.60%	3,026,956
<b>Amount Attributable to Operating Activities</b>		<b>66,930,318</b>	<b>59,110,943</b>	<b>59,110,943</b>	<b>5,962,570</b>	<b>5,962,570</b>	<b>13.23%</b>	<b>7,819,375</b>
<b>Investing Activities</b>								
Capital Grants, Subsidies and Contributions		30,430	26,430	26,430	19,649,075	19,649,075	15.13%	4,000
Land & Buildings	3.5	(1,751,632)	(8,210,373)	(8,210,373)	(29,976,325)	(29,976,325)	78.67%	6,458,741
Plant & Equipment	3.6	(151,697)	(365,686)	(365,686)	(6,078,421)	(6,078,421)	58.52%	213,989
Furniture & Equipment	3.7	(20,992)	(311,257)	(311,257)	(1,510,209)	(1,510,209)	93.26%	290,264
Infrastructure	3.8	(1,349,327)	(2,531,032)	(2,531,032)	(21,896,530)	(21,896,530)	46.69%	1,181,704
								0
Proceeds from Sale of Assets	3.9	187,530	98,300	98,300	863,800	863,800	90.77%	89,230
Proceeds from Sale of Non-Current Asset Held for Resale		0	0	0	0	0	100.00%	0
Self Supporting Loans - Repayment of Principal		0	0	0	193,385	193,385	0.00%	0
<b>Amount Attributable to Investing Activities</b>		<b>(3,055,689)</b>	<b>(11,293,617)</b>	<b>(11,293,617)</b>	<b>(38,755,225)</b>	<b>(38,755,225)</b>	<b>72.94%</b>	<b>8,237,928</b>
<b>Financing Activities</b>								
Repayment of Borrowings		(100,047)	(100,047)	(100,047)	(4,738,701)	(4,738,701)	0.00%	0
Principal Elements of Finance Lease Payments		(42,638)	(42,638)	(42,638)	(114,651)	(114,651)	(0.00%)	(0)
Proceeds from New Loans		0	0	0	2,000,000	2,000,000	100.00%	0
Advances to Community Groups		0	0	0	(250,000)	(250,000)	0.00%	0
Transfer to Restricted Assets	3.10	(3,761,429)	0	0	(11,180)	(11,180)	(100.00%)	(3,761,429)
Transfer from Restricted Assets	3.11	1,442,574	3,427,180	3,427,180	20,563,074	20,563,074	(57.91%)	(1,984,606)
Transfer to Reserves		(15,707,254)	(16,950,856)	(16,950,856)	(39,002,737)	(39,002,737)	7.34%	1,243,602
Transfer from Reserves		15,427,515	14,342,157	14,342,157	52,392,260	52,392,260	7.57%	1,085,358
<b>Amount Attributable to Financing Activities</b>		<b>(2,741,279)</b>	<b>675,796</b>	<b>675,796</b>	<b>30,838,065</b>	<b>30,838,065</b>	<b>(505.64%)</b>	<b>(3,417,075)</b>
<b>Opening Funds Surplus/ (Deficit)</b>		<b>1,954,590</b>	<b>1,954,590</b>	<b>1,954,590</b>	<b>1,954,590</b>	<b>1,954,590</b>		
<b>Amount Attributable to Operating Activities</b>		<b>66,930,318</b>	<b>59,110,943</b>	<b>59,110,943</b>	<b>5,962,570</b>	<b>5,962,570</b>		
<b>Amount Attributable to Investing Activities</b>		<b>(3,055,689)</b>	<b>(11,293,617)</b>	<b>(11,293,617)</b>	<b>(38,755,225)</b>	<b>(38,755,225)</b>		
<b>Amount Attributable to Financing Activities</b>		<b>(2,741,279)</b>	<b>675,796</b>	<b>675,796</b>	<b>30,838,065</b>	<b>30,838,065</b>		
<b>Net Current Position - Surplus / (Deficit)</b>	<b>2</b>	<b>63,087,941</b>	<b>50,447,712</b>	<b>50,447,712</b>	<b>(0)</b>	<b>(0)</b>	<b>25.06%</b>	<b>12,640,229</b>

**City of Busselton**  
**Statement of Financial Position**  
**Year to Date As At 31 August 2023**

	2023/24 YTD Actual	<i>unaudited</i> 2022/23 Actual
	\$	\$
<b>Current Assets</b>		
Cash & Cash Equivalents	26,858,091	21,032,276
Trade & Other Receivables - Current	59,121,882	3,750,221
Other Financial Assets	94,682,579	94,682,579
Inventories	1,272,715	1,272,715
Contract Assets	480,935	480,935
Other Assets	1,246,822	483,906
Non-Current Assets Held for Sale	0	0
<b>Total Current Assets</b>	<b>183,663,023</b>	<b>121,702,632</b>
<b>Non Current Assets</b>		
Other Receivables	663,159	678,793
Other Financial Assets	1,431,938	1,431,938
Property, Plant & Equipment	202,362,912	201,514,920
Infrastructure	649,355,495	651,595,672
Contract Assets	7,500,955	7,500,955
Right of Use Assets Furniture & Equipment	104,784	104,784
<b>Total Non Current Assets</b>	<b>861,419,243</b>	<b>862,827,061</b>
<b>Total Assets</b>	<b>1,045,082,265</b>	<b>984,529,694</b>
<b>Current Liabilities</b>		
Trade & Other Payables	6,980,196	8,873,525
Contract Liabilities	482	1,266,220
Grant Liabilities	2,960,607	984,500
Lease Liabilities	119,522	119,522
Borrowings	4,620,953	4,620,953
Employee Provisions	5,885,190	5,885,190
Other Provisions	0	0
<b>Total Current Liabilities</b>	<b>20,566,950</b>	<b>21,749,911</b>
<b>Non Current Liabilities</b>		
Sundry Payable	0	0
Contract Liabilities	10,471,440	9,205,220
Grant Liabilities	7,845,559	6,861,059
Lease Liabilities	70,746	70,746
Borrowings	43,521,154	43,621,201
Employee Provisions	577,890	577,890
<b>Total Non Current Liabilities</b>	<b>62,486,790</b>	<b>60,336,116</b>
<b>Total Liabilities</b>	<b>83,053,740</b>	<b>82,086,027</b>
<b>Net Assets</b>	<b>962,028,526</b>	<b>902,443,667</b>
<b>Equity</b>		
Retained Surplus	549,682,147	490,377,027
Reserves	78,417,920	78,138,181
Revaluation Surplus	333,928,459	333,928,459
<b>Total Equity</b>	<b>962,028,526</b>	<b>902,443,667</b>

## CITY OF BUSSELTON

## NOTES TO THE STATEMENT OF FINANCIAL ACTIVITY

For the period ended 31st August 2023

## Note 1 BASIS OF PREPARATION AND SIGNIFICANT ACCOUNTING POLICIES

**BASIS OF PREPARATION**

This prescribed financial report has been prepared in accordance with the *Local Government Act 1995* and accompanying regulations.

**Local Government Act 1995 requirements**

Section 6.4(2) of the *Local Government Act 1995* read with the *Local Government (Financial Management) Regulations 1996*, prescribe that the financial report be prepared in accordance with the *Local Government Act 1995* and, to the extent that they are not inconsistent with the Act, the Australian Accounting Standards. The Australian Accounting Standards (as they apply to local governments and not-for-profit entities) and Interpretations of the Australian Accounting Standards Board were applied where no inconsistencies exist.

The *Local Government (Financial Management) Regulations 1996* specify that vested land is a right-of-use asset to be measured at cost, and is considered a zero cost concessionary lease. All right-of-use assets under zero cost concessionary leases are measured at zero cost rather than at fair value, except for vested improvements on concessionary land leases such as roads, buildings or other infrastructure which continue to be reported at fair value, as opposed to the vested land which is measured at zero cost. The measurement of vested improvements at fair value is a departure from AASB 16 which would have required the City to measure any vested improvements at zero cost.

*Local Government (Financial Management) Regulations 1996*, regulation 34 prescribes contents of the financial report. Supporting information does not form part of the financial report.

Accounting policies which have been adopted in the preparation of this financial report have been consistently applied unless stated otherwise. Except for cash flow and rate setting information, the financial report has been prepared on the accrual basis and is based on historical costs, modified, where applicable, by the measurement at fair value of selected non-current assets, financial assets and liabilities.

**THE LOCAL GOVERNMENT REPORTING ENTITY**

All funds through which the City controls resources to carry on its functions have been included in the financial statements forming part of this financial report.

All monies held in the Trust Fund are excluded from the financial statements.

**Judgements and estimates**

The preparation of a financial report in conformity with Australian Accounting Standards requires management to make judgements, estimates and assumptions that effect the application of policies and reported amounts of assets and liabilities, income and expenses.

The estimates and associated assumptions are based on historical experience and various other factors believed to be reasonable under the circumstances; the results of which form the basis of making the judgements about carrying values of assets and liabilities that are not readily apparent from other sources. Actual results may differ from these estimates.

The balances, transactions and disclosures impacted by accounting estimates are as follows:

- estimated fair value of certain financial assets
- impairment of financial assets
- estimation of fair values of land and buildings, infrastructure and investment property
- estimation uncertainties made in relation to lease accounting
- estimated useful life of intangible assets

**SIGNIFICANT ACCOUNTING POLICIES**

Significant accounting policies utilised in the preparation of these statements are as described within the 2023-24 Annual Budget. Please refer to the adopted budget document for details of these policies.

**PREPARATION TIMING AND REVIEW**

Date prepared: All known transactions YTD

**CITY OF BUSSELTON**  
**NOTES TO THE STATEMENT OF FINANCIAL ACTIVITY**  
**For the period ended 31st August 2023**

**Note 2 STATEMENT OF FINANCIAL ACTIVITY INFORMATION**

	Adopted Budget Closing 30-Jun-24	Last Year Closing 30-Jun-23	Year to Date 31-Aug-23
<b>Net current assets used in the Statement of Financial Activity</b>			
<b>Current assets</b>	\$	\$	\$
Cash and cash equivalents	79,919,613	115,532,276	121,358,091
Trade and other receivables	2,523,748	2,734,377	59,121,882
Inventories	1,200,000	1,272,715	1,272,715
	83,643,361	119,539,369	181,752,688
<b>Less: current liabilities</b>			
Trade and other payables	3,765,648	3,765,648	2,692,694
Other liabilities	6,627,934	7,492,033	7,248,590
	10,393,582	11,257,681	9,941,285
<b>Net current assets</b>	<b>73,249,779</b>	<b>108,281,688</b>	<b>171,811,403</b>
<b>Less: Total adjustments to net current assets</b>	(c) (73,249,779)	(106,327,097)	(108,723,462)
<b>Closing funding surplus / (deficit)</b>	<b>0</b>	<b>1,954,590</b>	<b>63,087,941</b>

**(a) Non-cash amounts excluded from Net Current Position**

The following non-cash revenue and expenditure has been excluded from operating activities within the Statement of Financial Activity in accordance with *Financial Management Regulation 32*.

	Adopted Budget Closing 30-Jun-24	Last Year Closing 30-Jun-23	Year to Date 31-Aug-23
<b>Non-cash amounts excluded from operating activities</b>	\$	\$	\$
<b>Adjustments to operating activities</b>			
Less: Profit on asset disposals	(24,120)	(200,266)	(88,216)
Less: Movement in finance leases	0	(47,238)	0
Less: Movement in prepayments	0	(130,714)	(271,617)
Less: Fair value adjustments to financial assets at amortised cost	0	(6,450)	0
Less: Movement in pensioner deferred rates (non-current)	0	(49,608)	12,370
Less: Movement in employee benefit provisions (non-current)	0	(69,787)	0
Add: Loss on disposal of assets	205,278	65,445	0
Less: Right of Use Assets (Depreciation)	0	(237,950)	0
Add: Depreciation on non-current assets	25,541,373	26,623,193	4,566,794
<b>Total non-cash amounts excluded from operating activities</b>	<b>25,722,531</b>	<b>25,946,624</b>	<b>4,219,332</b>

**(b) Non-cash amounts excluded from investing activities**

The following non-cash revenue and expenditure has been excluded from investing activities within the Statement of Financial Activity in accordance with *Financial Management Regulation 32*.

<b>Adjustments to investing activities</b>			
Infrastructure received for substantially less than fair value	(9,300,000)	(5,204,907)	0
Movement in current liabilities for transfers to acquire or construct non-financial assets to be controlled by the entity associated with restricted cash	(49,677)	2,037,309	3,156,558
<b>Total non-cash amounts excluded from investing activities</b>	<b>(9,349,677)</b>	<b>(3,167,599)</b>	<b>3,156,558</b>
<b>Total non-cash amounts excluded from Net Current Position</b>	<b>16,372,854</b>	<b>22,779,026</b>	<b>7,375,889</b>

**(c) Current assets and liabilities excluded from budgeted deficiency**

The following current assets and liabilities have been excluded from the net current assets used in the Statement of Financial Activity in accordance with *Financial Management Regulation 32* to agree to the surplus/(deficit) after imposition of general rates.

	Adopted Budget Closing 30-Jun-24	Last Year Closing 30-Jun-23	Year to Date 31-Aug-23
<b>Adjustments to net current assets</b>	\$	\$	\$
Less: Reserves/ Restricted - cash backed	(79,877,713)	(113,819,130)	(115,972,053)
- Current portion of contract liability held in reserve	1,551,401	1,266,220	482
- Current portion of unspent capital grants held in reserve	984,500	984,500	2,960,607
- Current portion of performance bonds	4,092,033	4,092,033	4,287,502
<b>Total adjustments to net current assets</b>	<b>(73,249,779)</b>	<b>(107,476,377)</b>	<b>(108,723,462)</b>

**CURRENT AND NON-CURRENT CLASSIFICATION**

In the determination of whether an asset or liability is current or non-current, consideration is given to the time when each asset or liability is expected to be settled. Unless otherwise stated assets or liabilities are classified as current if expected to be settled within the next 12 months, being the Council's operational cycle.

**CITY OF BUSSELTON**  
**NOTES TO THE STATEMENT OF FINANCIAL ACTIVITY**  
**FOR THE PERIOD ENDED 31 AUGUST 2023**

**Note 3 Material Variance Explanations**

	Actual YTD	Budget YTD	Full Year Budget	Variance YTD	Variance YTD	Change in Variance Current Month
	\$	\$	\$	%	\$	\$
<b>Amounts Attributable to Operating Activities</b>	<b>66,887,680</b>	<b>59,110,943</b>	<b>5,962,570</b>	<b>13.16%</b>	<b>7,776,737</b>	<b>5,840,959</b>
<b>Revenue from Operating Activities</b>	<b>72,588,748</b>	<b>70,703,719</b>	<b>92,790,504</b>	<b>2.67%</b>	<b>1,885,028</b>	<b>1,324,723</b>
The material variance items contained within this category, on the face of the FAS, are explained below:						
<b>1 Grants, Subsidies and Contributions</b>	<b>904,924</b>	<b>267,711</b>	<b>5,325,685</b>	<b>238.02%</b>	<b>637,213</b>	<b>478,092</b>
<b>Finance and Corporate Services</b>	<b>138,077</b>	<b>49,295</b>	<b>467,642</b>	<b>180.10%</b>	<b>88,782</b>	<b>85,578</b>
1034 General Purpose Funding	47,657	5,101	39,709	834.29%	42,556	39,843
The positive variance is mainly attributable to the 22/23 adjustment to the Financial Assistance Grants, plus an adjustment paid in relation to the advance payment made in June for the 23/24 year, none of which was not known or could have been predicted at time of budgeting.						
1041 Land and Property Leasing	70,073	19,070	287,102	267.45%	51,002	49,291
Goose rent received earlier than anticipated, plus recovery of utilities from the Microbrewery invoiced one month earlier than expected, and a lot more than forecast.						
<b>Community and Commercial Services</b>	<b>211,465</b>	<b>182,170</b>	<b>786,298</b>	<b>16.08%</b>	<b>29,295</b>	<b>57,782</b>
1003 Cultural Precinct	5,629	50,376	210,248	(88.83%)	(44,747)	-
The variance is due to a timing delay with programming for Saltwater. The grant income has been received but not yet allocated to the project as the expenses have not yet been incurred.						
1005 Library Services	69,343	56,009	91,619	23.81%	13,334	(55,743)
This budget relates to the contributions for the SW Library Consortia and eContent selector roles, which are contributed to by other LG's and the State Library. The variance relates to the timing of invoicing. All consortia invoices have now been issued, and the eSelector contributions will be invoiced every 2 months in arrears. It is expected that we will be over budget by approximately \$10K by the end of the FY.						
1007 Airport Operations	42,909	53,495	281,937	(19.79%)	(10,585)	40,909
Includes contributions from the surrounding LGs, including \$33k for the BMRA terminal business case and \$20k towards marketing, for which the majority have been invoiced and a small number of LG's still to confirm their contributions.						
1010 Recreation and Community Development	-	14,417	106,500	(100.00%)	(14,417)	(12,208)
Variance is timing related.						
1013 Youth Development	85,182	-	85,620	100.00%	85,182	85,182
Funding was received for activities that have already been completed, so was recognised in revenue immediately. The budget however was allocated to the end of financial year, when the spend involved in most grant funded activities is fully reconciled and any associated grant funding recognised.						
<b>Planning and Development Services</b>	<b>265,176</b>	<b>64</b>	<b>1,613,601</b>	<b>414497.36%</b>	<b>265,113</b>	<b>89,176</b>
1049 Strategic Planning Management	75,000	-	142,000	100.00%	75,000	75,000
Funding was received for activities that have already been completed, so was recognised in revenue immediately. The budget however was allocated to the end of financial year, when the spend involved in most grant funded activities is fully reconciled and any associated grant funding recognised.						
1056 Emergency Management	199,420	-	1,022,972	100.00%	199,420	23,420
Variance is simply timing of the bushfire mitigation fund grant received versus budget spread.						
<b>Engineering and Works Services</b>	<b>79,527</b>	<b>36,181</b>	<b>2,457,452</b>	<b>119.80%</b>	<b>43,345</b>	<b>35,177</b>
1015 Operations and Works Management	42,016	12,269	71,605	242.45%	29,747	19,610
Positive variance relates to the receipt of workers compensation insurance reimbursements, which can never be predicted with any accuracy.						
1017 Parks & Gardens	26,063	10,899	48,169	139.14%	15,164	18,088
\$8.5K of the variance relates to unbudgeted RAC EV charging station reimbursements received, with the remainder relating to timing variance between when grants received from DPIRD for completed environmental activities were received as opposed to when they were budgeted to be recognised as revenue.						
<b>2 Interest Earnings</b>	<b>952,739</b>	<b>693,771</b>	<b>4,305,492</b>	<b>37.33%</b>	<b>258,968</b>	<b>182,035</b>
\$259K better than YTD budget due to higher than expected interest rates and cash on hand position earlier in the year, with the roll over of invested funds coming to fruition overlapping into the next financial year.						
<b>Expenses from Operating Activities</b>	<b>(13,034,319)</b>	<b>(15,941,710)</b>	<b>(103,200,789)</b>	<b>18.24%</b>	<b>2,907,391</b>	<b>1,725,853</b>
The expense line items on the face of the financial statement that have a YTD variance that meet the material reporting threshold are outlined below:						
<b>3 Materials &amp; Contracts</b>	<b>(2,075,936)</b>	<b>(4,665,757)</b>	<b>(29,072,925)</b>	<b>55.51%</b>	<b>2,589,821</b>	<b>1,174,205</b>
<b>Finance and Corporate Services</b>	<b>235,564</b>	<b>391,747</b>	<b>2,501,318</b>	<b>39.87%</b>	<b>156,183</b>	<b>2,386</b>
1029 Governance Services	11,792	36,307	286,090	67.52%	24,515	6,362
Subscriptions costs have not been incurred against the budget YTD (timing variance) and some computer software license costs have been misallocated to an incorrect cost centre budget; pending rectification.						
1030 Human Resources	1,658	19,101	114,608	91.32%	17,444	9,009
The budget has been equally proportioned across the financial year, however are not always expended evenly across the financial periods. In particular the consultancy natural account. The project utilising Mercer Consulting are yet to meet the completion milestone to enable costing of this work, and the other Consulting project scheduled for the year is not due to commence until later in the financial year.						
1034 General Purpose Funding	16,544	36,830	220,979	55.08%	20,286	4,542
The underspend variance is timing only, as invoices have not yet been received for consultancy work, legal fees for debt recovery services and the printing and postage costs for rates notices.						
1036 Information Technology	133,261	222,025	1,332,305	39.98%	88,764	1,275
The budget has been equally proportioned across the financial year, however, the significant IT projects that are expected to require consultancy have not yet started. Also, there has been delays in receiving and/or processing various software licensing renewals, including Tech1.						
1042 Aged and Community Housing	5,424	23,622	141,735	77.04%	18,198	6,772
The variance is due to the timing of invoices being issued as there are a number of commitments recorded against the operating expenses for both the Harris Road and Winderup Villa units. There has also been a delay in obtaining quotes from contractors for certain works.						
<b>Community and Commercial Services</b>	<b>319,690</b>	<b>526,653</b>	<b>3,347,308</b>	<b>39.30%</b>	<b>206,964</b>	<b>51,657</b>
1003 Cultural Precinct	7,463	34,903	287,154	78.62%	27,440	(1,791)

**CITY OF BUSSELTON**  
**NOTES TO THE STATEMENT OF FINANCIAL ACTIVITY**  
**FOR THE PERIOD ENDED 31 AUGUST 2023**

**Note 3 Material Variance Explanations**

		Actual YTD	Budget YTD	Full Year Budget	Variance YTD	Variance YTD	Change in Variance Current Month
		\$	\$	\$	%	\$	\$
The variance is due to a timing delay with programming expenses for Saltwater. We've pushed back the expenses related to the grant for the opening production.							
1005	Library Services	21,616	37,081	144,683	41.71%	15,465	(12,397)
The underspend in the libraries budget YTD is due to delays in the finalisation of procurement waivers. Orders are now in place with all suppliers and we are waiting on delivery of goods and the associated processing of the invoices.							
1007	Airport Operations	60,061	139,043	1,186,936	56.80%	78,982	62,102
Activities falling under Security costs, Airport Maintenance, Inspections, Contractors and purchase of materials have started and commitments have been raised, works have either not been fully completed or invoiced.							
1008/1001	Economic & Business Development	88,493	116,107	736,331	23.78%	27,614	(11,125)
Variance is due to the delayed invoicing for the contracted management services of the Jetty Tourist Park.							
1010	Recreation & Community Development	32,521	99,883	390,622	67.44%	67,362	19,913
Only one payment to the consultant completing the GLC masterplan has been paid. Budget will be expended in early 2024.							
1011	Leisure Centres	98,276	78,900	477,767	(24.56%)	(19,376)	(6,547)
Actuals have exceeded YTD forecast due to unplanned maintenance work required to fix the indoor pool liner and invoicing of the Geothermal license fee occurring earlier than expected.							
<b>Planning and Development Services</b>		<b>64,423</b>	<b>328,134</b>	<b>2,438,412</b>	<b>80.37%</b>	<b>263,712</b>	<b>262,300</b>
1043	Planning and Development Directorate	29,639	145,767	874,600	79.67%	116,128	193,283
The variance between YTD budget and actuals, is attributable to the budget being distributed across the financial year, but in reality funds are spent as works progress, which is not divided evenly across the year.							
1054	Ranger Services	9,027	23,354	177,121	61.35%	14,326	7,324
Variance due to spread of budget versus timing of projects.							
1056	Emergency Services	6,604	122,449	734,692	94.61%	115,844	57,675
Timing of contractor delivered mitigation activities was delayed due to internal staffing gap, expenditure expected to align with budget by end of October.							
<b>Engineering and Works Services</b>		<b>1,454,356</b>	<b>3,418,769</b>	<b>20,780,663</b>	<b>57.46%</b>	<b>1,964,413</b>	<b>858,756</b>
1014	Engineering and Works Directorate	165	74,442	446,651	99.78%	74,277	37,138
This is a timing variance only as works have not commenced and or been invoiced.							
1016	Construction and Maintenance	188,165	363,295	2,365,801	48.21%	175,131	64,014
Activities to date have been largely focused on low external cost winter maintenance activities, including road grading, seal repairs and storm damage prevention and reinstatement. This is consistent with lower YTD costs at this time of year compared to YTD budget. Expenditure is on track and as expected in relation to the full year budget.							
1017	Parks & Gardens	232,319	687,209	4,117,442	66.19%	454,890	198,849
Activities to date have been largely focused on low external cost winter maintenance activities. This is consistent with lower YTD costs at this time of year compared to YTD budget. Expenditure is on track and as expected in relation to the full year budget.							
1019	Facilities Services	284,304	673,346	4,107,318	57.78%	389,042	117,984
This is a timing issue only, expenditure will increase as the tourist season approaches at that point the variance is expected to reduce. It is expected that all funds will be expended this FY.							
1020	Engineering Technical Management	48,932	733,397	4,165,954	93.33%	684,466	338,501
This variance can be attributed to timing of procurement as a majority of these projects will be outsourced.							
1021	Asset Management	1,337	13,336	80,015	89.98%	11,999	5,884
The underspend for this area can be attributed to the timing of the procurement of contractors to assist with data collection. Subscriptions and memberships are also underspend significantly, mainly also due to timing.							
1022	Design and Survey	455	10,893	35,357	95.82%	10,438	1,469
The underspend for this area can be attributed to the timing of the procurement of contractors to undertake the feasibility study for the Dunsborough to Yallingup Footpath, as well as the procurement of contractors for general design services.							
1025	Fleet Services	343,785	384,522	2,307,134	10.59%	40,737	64,232
YTD underspend due to procurement taken quite a bit longer than usual to place orders.							
1026	Waste Services	347,849	465,450	3,021,845	25.27%	117,601	(85,073)
This underspend is due to works that have not been completed, or they have not been invoiced.							
4	<b>Other Expenditure</b>	<b>133,499</b>	<b>(539,071)</b>	<b>(6,823,844)</b>	<b>124.76%</b>	<b>672,570</b>	<b>616,462</b>
<b>Finance and Corporate Services</b>		<b>61,698</b>	<b>137,806</b>	<b>1,599,211</b>	<b>55.23%</b>	<b>76,108</b>	<b>26,869</b>
1028	Governance and Corporate Services Management	50,827	16,667	100,000	(204.96%)	(34,160)	(37,257)
Negative variance relates to incorrect allocations that should have gone against Governance Services and Public Relations.							
1029	Governance Services	377	95,308	898,091	99.60%	94,931	57,540
\$45K of Members of Council expenses have been misallocated to an incorrect cost centre budget. Will be rectified in September. The resulting \$50K underspend on year to date budget is primarily due to \$30,000 budgeted for election expenses and not expended at the end of the period (utilisation of forecast is expected in subsequent period/s). There are likewise some scheduling variances between monthly forecast and utilisation of budget for miscellaneous other expenses including allowances and sitting fees, elected member conference and training, and refreshment and functions.							
1031	Public Relations and Community Engagement	-	16,250	103,902	100.00%	16,250	8,125
YTD expenses of \$5K have been misallocated to an incorrect cost centre budget. Will be rectified in September. Blanket orders to be changed to rectify this moving forward. The remainder is a timing issue. Majority of other expenses is spread evenly across the financial periods however are not always expended evenly.							
<b>Community and Commercial Services</b>		<b>(245,946)</b>	<b>367,483</b>	<b>4,825,751</b>	<b>166.93%</b>	<b>613,429</b>	<b>595,621</b>
1003	Cultural Precinct	260	14,275	108,649	98.18%	14,015	6,869
This is due to delayed timing of marketing and promotions for Saltwater, based on new opening dates for the venue.							
1004	Events	205,200	229,132	1,394,788	10.44%	23,931	68,370

**CITY OF BUSSETON**  
**NOTES TO THE STATEMENT OF FINANCIAL ACTIVITY**  
**FOR THE PERIOD ENDED 31 AUGUST 2023**

**Note 3 Material Variance Explanations**

		Actual YTD	Budget YTD	Full Year Budget	Variance YTD	Variance YTD	Change in Variance Current Month
		\$	\$	\$	%	\$	\$
The underspend variance is due to the timing of invoicing. Due to the establishment of milestone payments relating to post event reporting, this has created a lag in release of final payments to event sponsorships.							
1007	Airport Operations	(494,006)	8,660	2,663,611	5804.53%	502,666	498,340
The April – June statements to finalise the 2022/23 FY incentive program have been received however are incorrect and Jetstar have been asked to review and provide corrected statements. Once this has been done then the final reconciliation for the 2022/23 accruals can be completed. Jetstar have been asked for the 2023/24 statements however they have not been sent.							
1008	Economic & Business Development	515	43,728	205,775	98.82%	43,213	3,434
Variance is due to the delayed invoicing by MRBTA for visitor servicing.							
1010	Recreation & Community Development	30,632	61,673	370,056	50.33%	31,041	12,705
The underspend variance is attributed to the budget being evenly distributed across the FY, however the actuals for the Community Assistance Program acquittals are sporadic and difficult to predict.							
<b>Engineering and Works Services</b>		<b>25,709</b>	<b>12,406</b>	<b>126,210</b>	<b>(107.23%)</b>	<b>(13,303)</b>	<b>(312)</b>
1017	Parks & Gardens	5,479	-	22,515	100.00%	(5,479)	(4,107)
This relates to a Biodiversity Incentives rate rebate that the City pays residents and late payment of some of the rebates from last financial year. The resulting unspent budget from the 2022/23 Budget was returned to the reserve and a budget amendment will be presented to Council to increase the 23/24 Budget by the same amount.							
1026	Waste Management	19,562	11,516	67,913	(69.87%)	(8,046)	3,637
Variance caused by transactions for water reimbursements invoices for the period between Mar. and June, that were not received and paid until July.							
<b>Amounts Attributable to Investing Activities</b>		<b>(3,055,689)</b>	<b>(11,293,617)</b>	<b>(38,755,225)</b>	<b>72.94%</b>	<b>8,237,928</b>	<b>3,988,500</b>
Items included in Investing Activities are Capital Grants, Subsidies & Contributions, Capital Expenditure in the various classes of assets, and Proceeds from Sale of Assets. The attachments to this report includes the detailed listings of all capital expenditure (project) items. The main areas of YTD variance to budget for Investing Activities that appear on the face of the Financial Activity Statement are summarised as follows:							
<b>5</b>	<b>Land &amp; Buildings</b>	<b>(1,751,632)</b>	<b>(8,210,373)</b>	<b>(29,976,325)</b>	<b>78.67%</b>	<b>6,458,741</b>	<b>4,168,408</b>
12847 & 15073	Strategic Land Purchases	-	3,900,000	3,900,000	100.00%	3,900,000	2,806,769
Strategic land purchases currently under negotiation.							
Various	Aged Housing	-	23,008	111,000	100.00%	23,008	16,838
The variance is due to the timing of unit refurbishments. Harris Road has a number of commitments against the capital as one unit is vacant and currently undergoing a full refurbishment. Winderup Court has one unit due for a bathroom and laundry refurbishment scheduled in October.							
Various	BPACC (Saltwater)	1,735,372	3,803,215	20,707,633	54.37%	2,067,843	1,012,804
This variance is due to smaller than anticipated progress claims submitted by the contractor. This is due to delays experienced on site, material and contractor availability, due to current market conditions.							
10589	Airport Construction, Existing Terminal Upgrade(C)	(5,310)	103,847	103,847	105.11%	109,157	-
This is the remaining terminal operational improvements for which the total budget has been budgeted in the first month. These should actually be complete by Oct/Nov.							
10642	Dunsborough Lakes Sporting Precinct-Pavilion/Changeroom F(C)	11,936	-	1,620,434	-	(11,936)	(10,747)
The new pavilion project is currently on hold and subject to further design and consultation with no specific timeline developed for implementation until this is completed. Expenditure to date is for the provision of temporary facilities for the area to be used in the meantime.							
10787	Geographe Leisure Centre Upgrade(C)	-	94,577	567,464	100.00%	94,577	47,289
The YTD underspend is due to the procurement process taking longer than anticipated due to contractor availability.							
12331	Smiths Beach New Public Toilet(C)	-	41,667	250,000	100.00%	41,667	20,833
This variance is due to timing of works – planning and procurement has taken longer than anticipated.							
12428	Re-use shop Busselton Transfer Station(C)	-	67,800	275,000	100.00%	67,800	46,749
Reuse Shop is currently still in the development phase, which has taken longer than expected.							
12440	Energy Efficiency Initiatives (Various Buildings) (C)	-	13,028	78,166	100.00%	13,028	6,514
Project is delayed due to Western Power delays.							
12796	Depot Training Room (C)	-	12,500	75,000	100.00%	12,500	6,250
This variance is due to timing of works – planning and procurement has taken longer than anticipated.							
12800	Old Courthouse and Jail Cells (C)	-	17,142	102,853	100.00%	17,142	8,571
This variance is due to timing of works – planning and procurement has taken longer than anticipated.							
12940	Depot Building-Busselton(C)	2,600	45,000	270,000	94.22%	42,400	19,900
This is a timing issue – the budget has been evenly spread across the year (\$270,000/12=\$22,500) – the actual timing of the works is scheduled for December/January, depending on contractor availability.							
14942	Lions Park Shopping Centre Toilets (C)	-	41,667	250,000	100.00%	41,667	20,833
City officers are re-negotiating terms with the Strata company. Therefore works have not been able to progress as planned.							
14943	Changing Places Accessable Ablutions (C)	-	16,667	100,000	100.00%	16,667	8,333
This is a timing issue. This project is still in the planning phase, consultation is due to start in October 2023							
<b>6</b>	<b>Plant &amp; Equipment</b>	<b>151,697</b>	<b>365,686</b>	<b>6,078,421</b>	<b>58.52%</b>	<b>213,989</b>	<b>192,216</b>
Delay in procuring some of the new Plant and Fleet equipment as manufacturers pause taking any new orders due to the global semiconductor shortage from the COVID pandemic. Orders are expected to pick up in the new year.							
<b>7</b>	<b>Furniture &amp; Office Equipment</b>	<b>20,992</b>	<b>311,257</b>	<b>1,510,209</b>	<b>93.26%</b>	<b>290,264</b>	<b>115,955</b>
12781	BPACC - Loose Furniture & Fittings(C)	-	57,138	228,551	100.00%	57,138	28,569



**CITY OF BUSSELTON**  
**NOTES TO THE STATEMENT OF FINANCIAL ACTIVITY**  
**FOR THE PERIOD ENDED 31 AUGUST 2023**

**Note 3 Material Variance Explanations**

		Actual YTD	Budget YTD	Full Year Budget	Variance YTD	Variance YTD	Change in Variance Current Month
		\$	\$	\$	%	\$	\$
The budget for BPACC loose furniture and fittings was spread across the year ahead of a procurement plan, which is now in development. It is unlikely procurement will commence prior to October 2023.							
12876	ICT Services - Equipment & Software Purchases(C)	-	160,916	965,497	100.00%	160,916	80,458
The significant items that will comprise much of the allocated capital budget will be procured between November 2023 and June 2024 to coincide with the related implementation projects.							
12878	Naturaliste Community Centre (NCC) - Purchase Office Furn(C)	-	20,000	20,000	100.00%	20,000	-
Carryover of capital budget, most likely to be expensed by mid-year dependant on supply availability.							
14730	Geographe Leisure Centre Fitness Equipment(C)	-	18,160	18,160	100.00%	18,160	-
Carryover of capital budget, most likely be expensed by mid-year.							
15088	Busselton Depot Building Furniture & Equipment (C)	(2,600)	10,813	10,813	124.05%	13,413	10,813
This is a timing issue as the purchase of furniture is linked to the refurbishment of the training room. Once completed the furniture will be purchased using these funds.							
8	Infrastructure	1,349,327	2,531,032	21,896,530	46.69%	1,181,704	(394,579)
Various	Roads	1,032,762	1,357,793	10,093,354	23.94%	325,030	(658,574)
The budget spread for the majority of projects in this item is even across the financial year and as a result there are some budget timing variances within this item. Overlay projects on Cook St, Kershaw St, Artisan St, and Yallingup Beach Rd were completed in August.							
Various	Car Parks	41,318	250,769	541,885	83.52%	209,451	97,209
The budget timing reflects an even spread of expenditure across the financial year, with the exception of Carpark Hotel Site 2, which has the budget spread over July and August. As a result there are some budget timing variances within this item, with Carpark Hotel Site 2 comprising \$152k of the variance. Carpark Hotel Site 2 is progressing well and in conjunction with the private contractors build of the Hilton hotel.							
Various	Footpaths & Cycleways	47,772	328,740	1,824,587	85.47%	280,969	87,801
Budget timing for most projects within this item reflect an even spread of budgeted expenditure across the financial year, which will be reviewed and adjusted. \$143k of the variance is associated with the Forth St to Holgate and Vincent Street to Geographe Bay Road shared path projects.							
Various	Parks, Gardens & Reserves	224,137	452,342	7,043,950	50.45%	228,204	3,588
Budget timing for most projects within this item reflect an even spread of expenditure across the financial year, which will be reviewed and adjusted.							
Various	Drainage	438	140,554	1,104,476	99.69%	140,116	77,881
Budget timing does not reflect construction schedule for projects within this item, this will be reviewed and adjusted.							
9	Proceeds from Sale of Assets	187,530	98,300	863,800	90.77%	89,230	(97,500)
Amount over budget YTD due to the delayed sale of assets from last financial year, resulting in the proceeds from the auction were received in July, instead of June.							
<b>Amounts Attributable to Financing Activities</b>		<b>(2,741,279)</b>	<b>675,796</b>	<b>30,838,065</b>	<b>(505.64%)</b>	<b>(3,417,075)</b>	<b>(6,616,892)</b>
10	Transfer to Restricted Assets	(3,761,429)	-	(11,180)	(100.00%)	(3,761,429)	(3,024,515)
There is a YTD variance in transfers to Restricted Assets because there is no budget at all for this item. The transfers are not possible to predict, and are fully reconciled only at year end.							
At the time of budgeting it is not possible to predict what grants, contributions or developer bonds will be received, and in what timeframe, nor when they will be spent and hence potentially transferred to Restricted Assets (or unspent portions thereof).							
Transfers to restricted assets are offset by the incoming receipt, be it a grant, contribution, subsidy or even loan proceeds, so the net impact on the Net Current Position is always nil (once full reconciliation has occurred at year end).							
YTD, \$3M in various government grants were restricted, as well as \$218K in Roadwork Bonds, \$91K in BJTP deposits, \$20K in developer contributions and \$471K in various other deposits and bonds.							
11	Transfer from Restricted Assets	1,442,574	3,427,180	20,563,074	(57.91%)	(1,984,606)	(676,572)
The transfers are usually not possible to predict, and are fully reconciled only at year end. The transfers YTD are attributable to \$23K of prepaid grants utilised, \$24K of BJTP deposits utilised or returned, \$849K of unspent loan borrowings utilised and \$504K of various other bonds and deposits returned or utilised.							

City of Busselton Capital Acquisitions & Construction Report For the period ended 31st August 2023					
Project	Project Description	2023/24	2023/24	2023/24	2023/24
		Actual	Amended Budget YTD	Original Budget YTD	Amended Budget YTD
		\$	\$	\$	\$
<b>Land</b>					
12847	Strategic Land Purchase - Sues Road(C)	-	500,000	500,000	3,400,000
15073	Strategic Land Purchase - Dunsborough(C)	-	3,400,000	3,400,000	500,000
		-	3,900,000	3,900,000	3,900,000
<b>Buildings</b>					
<b>Aged Housing</b>					
12231	Aged Housing Capital Improvements - Harris Road(C)	-	4,497	4,497	22,000
12233	Aged Housing Capital Improvements - Winderlup(C)	-	-	-	40,000
12234	Aged Housing Capital Improvements - Winderlup Court (City(C)	-	18,511	18,511	49,000
		-	23,008	23,008	111,000
<b>Saltwater</b>					
12471	BPACC - Construction(C)	1,456,554	3,040,103	3,040,103	18,240,616
12652	BPACC - Design of Structure / Professional Fees(C)	80,339	35,448	35,448	212,690
12779	BPACC - Contingency (C)	158,368	703,886	703,886	2,111,657
12782	BPACC - Utility Costs (C)	40,111	23,778	23,778	142,670
		1,735,372	3,803,215	3,803,215	20,707,633
10016	Civic and Administration Centre Minor Upgrades(C)	-	-	-	35,000
10025	Weld Theatre(C)	-	-	-	250,000
10585	BMRA Hangars(C)	-	-	-	303,790
10589	Airport Construction, Existing Terminal Upgrade(C)	(5,310)	103,847	103,847	103,847
10592	Airport Terminal Stage 2(C)	81	-	-	-
10642	Dunsborough Lakes Sporting Precinct-Pavilion/Changeroom F(C)	11,936	-	-	1,620,434
10787	Geographe Leisure Centre Upgrade(C)	-	94,577	94,577	567,464
12331	Smiths Beach New Public Toilet(C)	-	41,667	41,667	250,000
12428	Re-use shop Busselton Transfer Station(C)	-	67,800	67,800	275,000
12440	Energy Efficiency Initiatives (Various Buildings) (C)	-	13,028	13,028	78,166
12795	Busselton Depot CCTV & Electronic Gate(C)	6,952	16,259	16,259	16,259
12796	Depot Training Room (C)	-	12,500	12,500	75,000
12798	High Street Hall (C)	-	1,750	1,750	10,500
12800	Old Courthouse and Jail Cells (C)	-	17,142	17,142	102,853
12804	Airport Terminal Building(C)	-	4,747	4,747	28,481
12868	Busselton Jetty Tourist Park - Cabin Replacement/Upgrade (C)	-	-	-	540,000
12939	Administration Building- 2-16 Southern Drive(C)	-	7,500	7,500	45,000
12940	Depot Building-Busselton((C)	2,600	45,000	45,000	270,000
14942	Lions Park Shopping Centre Toilets (C)	-	41,667	41,667	250,000
14943	Changing Places Accessable Ablutions (C)	-	16,667	16,667	100,000
15067	Commonage Fire Facility (C)	-	-	-	40,000
15074	Vasse Toilet (C)	-	-	-	125,000
15077	Lunch / Meeting Room for Transfer Station(C )	-	-	-	50,000
15087	Mosquito Management Facility (C)	-	-	-	120,899
		1,751,632	4,310,373	4,310,373	26,076,325
		1,751,632	8,210,373	8,210,373	29,976,325
<b>Plant and Equipment</b>					
10700	Dunsborough Cemetery(C)	-	3,546	3,546	21,276
12870	Busselton Jetty Tourist Park- Replace Holden Colorado 4x4(C)	36,160	41,900	41,900	35,000
12872	Busselton Jetty Tourist Park - Battery Powered Mule (C)	-	-	-	35,000
12881	HINO FD1024 Beavertail Truck (Turf) (C)	-	-	-	100,000
12882	Isuzu NPR65-190 Single Cab (Turf) (C)	-	-	-	100,000
12884	KUBOTA F3690 OUTFRONT MOWER (C)	-	29,200	29,200	29,200
12885	KUBOTA F3690 OUTFRONT MOWER (C)	-	29,200	29,200	29,200
12886	Brush / Tree Chipper (C)	-	-	-	100,000
12887	Plant Purchases (P11) - Redexim Easyspread 1600 Sand Spre(C)	-	20,000	20,000	20,000
12888	HINO FS2848 Tipper Truck (C&M) (C)	-	-	-	230,000
12890	Caterpillar CS56 Roller (C&M) (C)	-	-	-	180,000
12892	ISUZU FVZ1400 Tipper Truck (C&M) (C)	-	-	-	230,000
12894	Nissan Xtrail ST-L 2WD (Strategic Planning Coord) (C)	-	-	-	35,000
12895	NISSAN X-TRAIL ST-L 2WD SUV (ASSET MGMT COORD) (C)	-	-	-	35,000
12896	Facilities Operational Ute(C)	35,280	-	-	42,000
12897	ISUZU D-MAX SX 4X2 SINGLE CAB UTILITY (IRRIGATION) (C)	-	-	-	42,000
12898	MITSUBISHI TRITON 4X2 SINGLE CAB UTE (P&G) (C)	-	-	-	42,000
12899	Construction & Maintenance Ute (C)	41,124	-	-	42,000
12900	TOYOTA HILUX DUAL CAB 4X4 (CONST SUPERVISOR) (C)	-	-	-	45,000
12901	TOYOTA HILUX DUAL CAB 4X4 (MTCE SUPERVISOR) (C)	-	45,000	45,000	45,000
12902	Manager Governance & Corp Services Vehicle (C)	39,134	-	-	40,000
12904	Plant Purchases (P11) - Minor Plant (P&G) (C)	-	-	-	15,000
12906	Plant Purchases (P12) - Minor Plant (C&M) (C)	-	-	-	20,000
12908	Program 12 - Minor Plant (Workshop) (C)	-	-	-	10,000
12911	VOLVO FE320 WASTE TRUCK (C)	-	-	-	459,660
12914	Minor Plant - Program 10 (C)	-	-	-	10,000
12932	Airport Operations - Replacement Toro Groundmaster 7200 M(C)	-	32,800	32,800	30,000

City of Busselton Capital Acquisitions & Construction Report For the period ended 31st August 2023						
Project	Project Description	2023/24	2023/24	2023/24	2023/24	2023/24
		Actual	Amended Budget YTD	Original Budget YTD	Amended Budget	Budget Original
		\$	\$	\$	\$	\$
12948	TOYOTA HILUX SR 4X4 DUAL CAB UTILITY (BMO) (C)	-	-	-	45,000	45,000
14744	MITSUBISHI PAJERO GLX 4X4 (MGR REG SERV) (C)	-	41,500	41,500	41,500	41,500
14818	Wheeled 20t excavator Inc. Accessories(C )	-	-	-	485,000	485,000
14819	Positrak (Cat 299) with Accessories (C)	-	-	-	250,000	250,000
14820	Trailer for Towing Positrak & Traffic Lights(C )	-	-	-	40,000	40,000
14821	Trailer Traffic Lights x 2 (and Sign Cones)(C )	-	-	-	45,000	45,000
14823	VOLVO FE320 WASTE TRUCK (C)	-	-	-	473,545	473,545
14842	HINO CREW CAB TIPPER TRUCK (C)	-	107,540	107,540	100,540	100,540
14946	PERUZZO BULL SLASHER (C)	-	-	-	60,000	60,000
14949	KUBOTA MULE (C)	-	-	-	15,000	15,000
14951	1500L SELF BUNDED DIESEL FUEL TANK (C)	-	15,000	15,000	15,000	15,000
14954	MITSUBISHI TRITON 4x2 SINGLE CAB (C)	-	-	-	35,000	35,000
14960	VOLVO FE320 WASTE TRUCK (C)	-	-	-	480,000	480,000
14962	WATER TANK FOR DUST SUPPRESSION (C)	-	-	-	25,000	25,000
14966	DIESEL TANK DWF (C)	-	-	-	50,000	50,000
14968	HOOKLIFT BIN BWTS (C)	-	-	-	18,000	18,000
14970	HOOKLIFT BIN BWTS (C)	-	-	-	18,000	18,000
14972	HOOKLIFT BIN BWTS (C)	-	-	-	18,000	18,000
14974	HOOKLIFT BIN (C)	-	-	-	18,000	18,000
14976	HOOKLIFT BIN (C)	-	-	-	18,000	18,000
14978	ABLE GL3013 GENERATOR (C)	-	-	-	50,000	50,000
14980	WASTE COORDINATOR VEHICLE (C)	-	-	-	35,000	35,000
14982	TOYOTA HILUX 4x2 SINGLE CAB (C)	-	-	-	36,000	36,000
14984	ISUZU D-MAX 4x4 DUAL CAB (C)	-	-	-	40,000	40,000
14986	HOLDEN COLORADO 4x4 DUAL CAB (C)	-	-	-	36,000	36,000
15004	HUSQVARNA RC318T RIDE ON MOWER (C)	-	-	-	18,000	18,000
15006	HINO 917 CREW CAB (C&M) (C)	-	-	-	100,000	100,000
15008	ISUZU NPR400 CREW CAB (C&M) (C)	-	-	-	100,000	100,000
15013	HINO GH1728 AUTO TRUCK (C&M) (C)	-	-	-	400,000	400,000
15016	HINO GF1628 REAR TIPPING TRUCK (P&G) (C)	-	-	-	150,000	150,000
15018	TORO 4010D GROUNDMASTER MOWER (P&G) (C)	-	-	-	150,000	150,000
15023	ISUZU DMAX 4X2 SINGLE CAB (P&G) FORESHORE IRRIGATION (C)	-	-	-	42,000	42,000
15025	TOYOTA HILUX 4X4 EXTRA CAB UTILITY (IRRIGATION) (C)	-	-	-	45,000	45,000
15028	FORD RANGER 4X4 DUAL CAB UTE (CESM) (C)	-	-	-	55,000	55,000
15032	SUBARU OUTBACK 2.5i PREMIUM WAGON (C)	-	-	-	35,000	35,000
15034	SUBARU OUTBACK AWD WAGON (RANGERS CO-ORDINATOR) (C)	-	-	-	35,000	35,000
15036	SUBARU OUTBACK 2.5i AWD PREMIUM (MGR CULTURE & EVENTS) (C)	-	-	-	40,000	40,000
15038	MAZDA CX9 FWD SUV (Director CCS) (C)	-	-	-	50,000	50,000
15040	SUBARU OUTBACK AWD (Director PDS) (C)	-	-	-	50,000	50,000
15042	Nissan X-Trail Ti 4x4 SUV (Mgr Fin Serv) (C)	-	-	-	40,000	40,000
15045	Toyota Fortuner GX 4x4 SUV (Mgr Eng Tech Srv) (C)	-	-	-	40,000	40,000
15048	SUBARU FORESTER 2.5i-S AWD (MGR DEV SERV) (C)	-	-	-	40,000	40,000
15050	NISSAN X TRAIL STL 4X4 SUV (LIESURE CENTRES COORD) (C)	-	-	-	35,000	35,000
15052	MITSUBISHI OUTLANDER LS AWD (HR COORD) (C)	-	-	-	35,000	35,000
15078	HAZMET and Dangerous Goods Storage(C)	-	-	-	108,500	108,500
15083	New Airport Manager Vehicle (C)	-	-	-	40,000	40,000
		151,697	365,686	365,686	6,078,421	6,078,421
<b><u>Furniture and Equipment</u></b>						
10965	P&E - P&G Smart Technologies(C)	15,400	12,500	12,500	75,000	75,000
12781	BPACC - Loose Furniture & Fittings (C)	-	57,138	57,138	228,551	228,551
12783	BPACC - IT Hardware & Software (C)	6,125	11,875	11,875	71,250	71,250
12876	ICT Services - Equipment & Software Purchases(C)	-	160,916	160,916	965,497	965,497
12878	Naturaliste Community Centre (NCC) - Purchase Office Furn(C)	-	20,000	20,000	20,000	20,000
12937	Community Resource Centre(C)	2,067	-	-	-	-
14729	Events Furniture & Equipment(C)	-	5,138	5,138	5,138	5,138
14730	Geographe Leisure Centre Fitness Equipment(C)	-	18,160	18,160	18,160	18,160
14731	Cultural Planning Furniture & Equipment(C)	-	9,500	9,500	9,500	9,500
14927	Dunsborough Depot(C)	-	3,550	3,550	21,300	21,300
14939	Ice Machine (C)	-	1,667	1,667	10,000	10,000
15059	Sculpture By The Bay (C)	-	-	-	12,000	12,000
15063	NCC - Les Mills Pump Rack (C)	-	-	-	8,000	8,000
15064	GLC Cafe Double Fridge (C)	-	-	-	20,000	20,000
15065	Differential GPS (C)	-	-	-	20,000	20,000
15082	Administration Building Furniture& Equipment C)	-	-	-	15,000	15,000
15088	Busselton Depot Building Furniture & Equipment (C)	(2,600)	10,813	10,813	10,813	10,813
		20,992	311,257	311,257	1,510,209	1,510,209
<b><u>Roads Infrastructure</u></b>						
11152	Donnelly Court Reseal(C)	6,247	-	-	-	-
11153	Inlet Drive Spray Seal(C)	70	-	-	-	-
11193	Wilyabrup Road Resheet(C)	-	-	-	80,643	80,643
11199	Bussell Highway(C)	752,487	339,119	339,119	2,034,712	2,034,712
11204	Eastern Link - Busselton Traffic Study(C)	3,800	-	-	-	-

City of Busselton Capital Acquisitions & Construction Report For the period ended 31st August 2023						
Project	Project Description	2023/24	2023/24	2023/24	2023/24	
		Actual	Amended Budget YTD	Original Budget YTD	Amended Budget	Budget Original
		\$	\$	\$	\$	
11987	Caves Road - Median Crossing(C)	-	-	-	17,043	17,043
11991	Commonage & Hayes Road instersection Safety works(C)	226	-	-	-	-
11997	Gifford Road Reconstruction(C)	1,151	-	-	-	-
12005	Payne Road(C)	1,384	146,344	146,344	878,066	878,066
12609	Geographe Bay Road - Gifford Road to Elmore Road(C)	9,181	-	-	-	-
12611	North Jindong Road(C)	-	132,100	132,100	792,600	792,600
12824	Acton Park Road(C)	578	-	-	-	-
12827	Commonage Road(C)	-	128,250	128,250	769,500	769,500
12835	Ludlow-Hithergreen Road(C)	525	-	-	-	-
12837	Pre-emptive Design Works (C)	2,400	-	-	-	-
12841	Strelly Street (C)	6,144	-	-	-	-
12842	Nuttman Road (C)	-	-	-	54,724	54,724
12851	Bussell Highway(C)	104	-	-	-	-
14817	Road Access Seal - Busselton Animal care facility(C )	-	-	-	49,766	49,766
14850	Cook Street - Asphalt Overlay SLK 0.39 to 1.25 (C)	161,550	58,596	58,596	351,574	351,574
14851	Strelly Street - Rehabilitation SLK 0.05 to 1.2 (C)	-	120,000	120,000	720,000	720,000
14852	North Jindong Road - Prelims and Land Acq SLK 0 to 0 (C)	-	2,000	2,000	12,000	12,000
14853	Jalbarragup Road - Reseal SLK 0 to 10.75 (C)	-	100,000	100,000	600,000	600,000
14854	Boallia Road - Recon and Widening SLK 1.5 to 2.3 (C)	682	92,305	92,305	553,832	553,832
14855	Vasse Yallingup Siding Road - Design only SLK 0 to 0 (C)	-	2,750	2,750	16,500	16,500
14856	Peron Avenue - Asphalt Overlay SLK 0.17 to 0.76 (C)	-	75,005	75,005	450,030	450,030
14857	West Street - Rehabilitation SLK 1.02 to 1.15 (C)	-	30,167	30,167	181,000	181,000
14858	Artisan Street - Asphalt Overlay SLK 0.02 to 0.16 (C)	22,710	7,692	7,692	46,152	46,152
14859	Kershaw Street - Asphalt Overlay SLK 0 to 0.25 (C)	45,287	11,545	11,545	69,271	69,271
14860	Thornbill Court - Asphalt Overlay SLK 0 to 0.08 (C)	-	3,444	3,444	20,662	20,662
14861	Grevillea Cove - Asphalt Overlay SLK 0 to 0.08 (C)	-	3,707	3,707	22,243	22,243
14862	Baudin Street - Asphalt Overlay SLK 0 to 0.1 (C)	-	15,855	15,855	95,132	95,132
14863	Cormorant Court - Asphalt Overlay SLK 0 to 0.08 (C)	-	3,936	3,936	23,616	23,616
14864	Sugarloaf Road - Second Coat Seal SLK 0 to 0 (C)	-	11,087	11,087	66,521	66,521
14865	Yallingup Beach Road - Reseal SLK 0 to 0.19 (C)	17,653	5,116	5,116	30,698	30,698
14866	Old Vasse Highway - Reseal SLK 0 to 1.83 (C)	-	2,256	2,256	13,535	13,535
14867	McDonald Road - Unsealed Resheet SLK 0.02 to 0.88 (C)	-	10,089	10,089	60,534	60,534
14868	Chambers Road - Unsealed Resheet SLK 2.1 to 4.26 (C)	-	25,308	25,308	151,848	151,848
14869	Silverwood Road - Unsealed Resheet SLK 0.01 to 1.3 (C)	-	15,219	15,219	91,314	91,314
14870	Downs Road - Unsealed Resheet SLK 2.0 to 3.35 (C )	585	15,903	15,903	95,418	95,418
15085	Jalbarragup Road New Shoulders (C)	-	-	-	1,744,420	1,744,420
		1,032,762	1,357,793	1,357,793	10,093,354	10,093,354
Car Parks Infrastructure						
10608	Dunsborough Yacht Club Carpark(C)	600	-	-	-	-
14815	Carpark Hotel Site 2(C )	40,397	192,546	192,546	192,546	192,546
14873	Forrest Beach Horse Float Carparking Area(C)	-	32,408	32,408	194,446	194,446
14874	Disabled Parking Bays BussForeshore (Old ennisCourt)(C)	-	1,667	1,667	10,000	10,000
14875	Eagle Bay Boat Ramp Parking off Fern Road(C)	321	5,000	5,000	30,000	30,000
14876	Eagle Crescent on road parking - Eagle Bay(C)	-	6,167	6,167	37,000	37,000
14877	Rotary Park Stage 1 - Design, permits and clearing(C)	-	3,333	3,333	20,000	20,000
14878	Senior Citizens Universal Access Parking(C)	-	9,649	9,649	57,893	57,893
		41,318	250,769	250,769	541,885	541,885
Footpaths Infrastructure						
10741	Busselton CBD Footpath Renewal(C)	-	-	-	54,585	54,585
10903	DAIP - Disability Access(C)	4,179	5,000	5,000	30,000	30,000
11986	Causeway Road Shared Path(C)	42,189	-	-	-	-
12816	Coastal Principled Shares Path (C)	241	70,488	70,488	70,488	70,488
12818	Kaloorup Road (C)	124	-	-	-	-
14814	Townscape Works Busselton(C )	-	-	-	100,000	100,000
14887	Coastal Shared Path - Forth St to Holgate(C)	-	76,667	76,667	460,000	460,000
14888	Bay View Street - Bussell Hwy to Dorset Street(C)	1,039	21,033	21,033	126,198	126,198
14889	Queen St - Queen St & Prince St Roundabout Zebra Cross(C)	-	2,667	2,667	16,000	16,000
14890	Carey St - Kent Street and Harris to Peel(C)	-	18,981	18,981	113,886	113,886
14891	Adelaide Street - Lot 11 to Stanley St(C)	-	9,405	9,405	56,430	56,430
14892	Peron Avenue - Chester Way to Pimlea Parade(C)	-	24,500	24,500	147,000	147,000
14893	Bay View Crescent - Curtis Bay Lot 62 to Lot 4(C)	-	9,167	9,167	55,000	55,000
14894	Telstra Park - Lot 4 Naturaliste Terrace(C)	-	3,333	3,333	20,000	20,000
14895	Vincent Street to Geographe Bay Road (Reserve 44343)(C)	-	66,667	66,667	400,000	400,000
14896	Dunsborough Lakes Drive - Caves Road(C)	-	2,500	2,500	15,000	15,000
14897	Naturaliste Terrace Footbridge Renewal #6017 Lot 254(C)	-	18,333	18,333	110,000	110,000
14905	GLC Footpath NIB (C)	-	-	-	20,000	20,000
15071	Upgrade Wagin Gardens Footpath Access (C)	-	-	-	20,000	20,000
15072	Upgrade Harris Rd POS Access (C)	-	-	-	10,000	10,000
		47,772	328,740	328,740	1,824,587	1,824,587
Parks, Gardens and Reserves						
10613	Meelup Coastal Parking & Landscaping(C)	-	-	-	178,238	178,238
10674	Dunsborough Lakes Sporting Precinct - Outdoor Courts(C)	27,009	-	-	-	-

City of Busselton Capital Acquisitions & Construction Report For the period ended 31st August 2023						
Project	Project Description	2023/24	2023/24	2023/24	2023/24	2023/24
		Actual	Amended Budget YTD	Original Budget YTD	Amended Budget	Budget Original
		\$	\$	\$	\$	\$
10688	Depot Washdown Facility Upgrades(C)	-	-	-	76,700	76,700
10765	Foreshore Busselton - High Street to Carey Street(C)	-	8,333	8,333	50,000	50,000
10766	Foreshore Yallingup Capital(C)	-	3,333	3,333	20,000	20,000
10767	Port Geographe General Improvements/ Foreshore(C)	182	-	-	-	-
10831	Rotary Park / War Memorial Relocation(C)	34,913	-	-	525,000	525,000
10951	Mitchell Park Upgrade(C)	401	-	-	37,000	37,000
10952	Possum Park Barnard East Upgrade(C)	-	-	-	30,000	30,000
10953	Youth Skate Park(C)	-	3,333	3,333	20,000	20,000
10963	Minor Capital Improvements, Fencing, Seating, Lighting et(C)	-	6,667	6,667	40,000	40,000
10966	Provence SAR Area General Improvements to the Area(C)	-	26,667	26,667	160,000	160,000
10967	New Shade Sails – multiple locations (C)	-	44,194	44,194	265,165	265,165
10969	Vasse SAR Area General Improvements to the Area(C)	-	11,667	11,667	70,000	70,000
11024	Pioneer Cemetery - Implement Conservation Plan(C)	221	3,546	3,546	21,276	21,276
11035	Park Furniture Renewals - Replace aged & unsafe Equip(C)	-	9,167	9,167	55,000	55,000
12251	Cricket Wicket Renewal(C)	-	-	-	30,000	30,000
12254	Busselton Tennis Club - Infrastructure(C)	-	8,835	8,835	46,000	46,000
12267	Busselton Townscape Street Furniture Renewals (C)	-	6,667	6,667	40,000	40,000
12382	Rails to Trails - Continuation of Implementation Plan(C)	1,100	17,500	17,500	105,000	105,000
12407	Dunsborough Lakes Sporting Precinct (Stage 1)(C)	-	-	-	730,000	730,000
12421	City Lined Landfill Stage 2 - Preliminary Works(C)	82	-	-	80,000	80,000
12425	Busselton Landfill Post-closure Capping, Rehab & Remediat(C)	16,995	-	-	2,000,000	2,000,000
12511	Dunsborough - BMX / Skatebowl(C)	-	1,667	1,667	10,000	10,000
12528	Dunsborough Town Centre/ Foreshore(C)	-	5,000	5,000	30,000	30,000
12780	BPACC - Landscaping (C)	-	-	-	500,000	500,000
12821	Churchill Park - Main Oval Renewal (C)	241	91,667	91,667	550,000	550,000
12846	Mitchell Park Landscape Upgrade Stage 2(C)	-	-	-	150,000	150,000
12849	Sport Oval Lighting - Vasse Ovals(C)	142,351	-	-	116,731	116,731
12850	Dunsborough Lakes Sporting Precinct (Stage 1) - Planning (C)	-	50,000	50,000	150,000	150,000
14811	RBFS Old Dunsborough Boat Ramp Scour Protection (C)	-	-	-	33,240	33,240
14816	Carpark Hotel Site 2 Land Scaping(C)	641	-	-	-	-
14900	Metricup Cemetery - Paths & Ashes iternment(C)	-	1,667	1,667	10,000	10,000
14901	Port Geographe POS Retaining Wall Renewals(C)	-	8,833	8,833	53,000	53,000
14903	Centennial Park Irrigation renewal(C)	-	20,833	20,833	125,000	125,000
14904	Beach Shower/Water Fountain Ren Busselton Foreshore(C)	-	3,333	3,333	20,000	20,000
14906	Dunsborough Oval Skatepark Lighting Renewal(C)	-	11,667	11,667	70,000	70,000
14907	Busselton Foreshore - Annual Renewals (C)	-	8,333	8,333	50,000	50,000
14908	Dunsborough Town Centre & Foreshore - Annual Renewals (C)	-	5,000	5,000	30,000	30,000
14909	Lou Weston Basketball System upgrades (C)	-	5,333	5,333	32,000	32,000
14910	Seymour Park - Replacement of Decking(C)	-	8,433	8,433	50,600	50,600
14911	Jarrahwod Playground Equipment Renewal(C)	-	4,333	4,333	26,000	26,000
14912	Newtown Oval New Playground Equipment(C)	-	2,500	2,500	15,000	15,000
14913	Heron Place - New New Playground Equipment(C)	-	1,667	1,667	10,000	10,000
14914	Lou Weston Playground Equipment Renewal(C)	-	10,000	10,000	60,000	60,000
14915	Busselton Foreshore disability carousel renewal(C)	-	7,500	7,500	45,000	45,000
14916	Dunsborough Foreshore disability carousel renewal(C)	-	7,500	7,500	45,000	45,000
14917	Meelup Regional Park - Capital Projects(C)	-	29,667	29,667	178,000	178,000
14918	BBQ Placement and Replacement(C)	-	5,000	5,000	30,000	30,000
14919	Beach Access stairs (C)	-	9,167	9,167	55,000	55,000
14944	Busselton Works Depot Parks & Gardens Product Bays(C)	-	3,333	3,333	20,000	20,000
		224,137	452,342	452,342	7,043,950	7,043,950
<b><u>Drainage Infrastructure</u></b>						
10692	Carey Street Drainage Upgrade(C)	(84)	-	-	-	-
12815	North Street Drainage Works(C)	-	-	-	231,149	231,149
14879	Busselton LIA Drainage Investigation & Design(C)	522	8,333	8,333	50,000	50,000
14880	Chapman Street Mitigate private property innundation(C)	-	41,667	41,667	250,000	250,000
14881	Dunsborough Lakes Drive No 69/71(C)	-	18,703	18,703	112,215	112,215
14882	Dunsborough Lakes Condition inspection & Design(C)	-	8,333	8,333	50,000	50,000
14883	Carey Street Drainage Renewals(C)	-	42,149	42,149	252,894	252,894
14884	Depuch Close - Eagle Bay(C)	-	12,745	12,745	76,473	76,473
14885	Heppingstone & Hale Street intersection(C)	-	5,620	5,620	33,718	33,718
14886	Hester Steet Drainage Renewal SLK0.33 (C)	-	3,004	3,004	18,027	18,027
14945	WSUD Improv Drainage Outlets and Catchements(C)	-	-	-	30,000	30,000
		438	140,554	140,554	1,104,476	1,104,476
<b><u>Regional Airport and Industrial Park</u></b>						
10583	Airport Construction Stage 2, Airfield(C)	-	-	-	337,478	337,478
10590	Airport Development - Project Expenses(C)	2,900	-	-	-	-
12941	Airport - Other Buildings(C)	-	833	833	5,000	5,000
14836	RFDS relocation(C)	-	-	-	366,180	366,180
14838	BMRAP - Apron Lighting(C)	-	-	-	65,000	65,000
14839	BMRAP - Apron CCTV(C)	-	-	-	50,000	50,000
15060	BMRA MAGS Improvements (C)	-	-	-	17,000	17,000
15061	BMRA Gate 1 Replacement (C)	-	-	-	10,000	10,000

City of Busselton Capital Acquisitions & Construction Report For the period ended 31st August 2023						
Project	Project Description	2023/24	2023/24	2023/24	2023/24	2023/24
		Actual	Amended Budget YTD	Original Budget YTD	Amended Budget	Budget Original
15062	BMRA GA Precinct Reseal (C)	\$ -	\$ -	\$ -	\$ 437,620	\$ 437,620
		2,900	833	833	1,288,278	1,288,278
	Infrastructure Total	1,349,327	2,531,032	2,531,032	21,896,530	21,896,530
	Grand Total	3,273,648	11,418,347	11,418,347	59,461,485	59,461,485

## City of Busselton

## Reserve Movements

For Period Ended 31 August 2023

Project Number	Transaction Type	Project Description	YTD Actual	YTD Budget	Budget Original
<b><u>1001 - Airport Existing Terminal Building Reserve</u></b>					
10904	Opening Balance	Other General Purpose Funding(O)	(456,382.11)	(456,382.11)	(456,382.11)
10904	Interest Earned	Other General Purpose Funding(O)	3,569.34	0.00	0.00
			0.00	0.00	0.00
10904	Transfer From Reserve	Other General Purpose Funding(O)	452,812.77	456,382.11	456,382.11
Airport Existing Terminal Building Reserve Closing Balance			0.00	0.00	0.00
<b><u>1003 - Airport Marketing &amp; Incentive Reserve</u></b>					
10904	Opening Balance	Other General Purpose Funding(O)	(4,895,380.26)	(4,895,380.26)	(4,895,380.26)
10904	Interest Earned	Other General Purpose Funding(O)	43,808.44	0.00	0.00
			0.00	0.00	0.00
10904	Transfer From Reserve	Other General Purpose Funding(O)	4,851,571.82	4,895,380.26	4,895,380.26
Airport Marketing & Incentive Reserve Closing Balance			0.00	0.00	0.00
<b><u>1004 - Airport New Terminal Building Reserve</u></b>					
			0.00	0.00	0.00
10904	Interest Earned	Other General Purpose Funding(O)	0.00	0.00	0.00
			0.00	0.00	0.00
			0.00	0.00	0.00
Airport New Terminal Building Reserve Closing Balance			0.00	0.00	0.00
<b><u>1005 - Barnard Park Sports Pavilion Building Reserve</u></b>					
10904	Opening Balance	Other General Purpose Funding(O)	(115,031.42)	(115,031.42)	(115,031.42)
10904	Interest Earned	Other General Purpose Funding(O)	909.80	0.00	0.00
			0.00	0.00	0.00
10904	Transfer From Reserve	Other General Purpose Funding(O)	114,121.62	115,031.42	115,031.42
Barnard Park Sports Pavilion Building Reserve Closing Balance			0.00	0.00	0.00
<b><u>1006 - Building Asset Renewal Reserve Fund - General Buildings</u></b>					
10904	Opening Balance	Other General Purpose Funding(O)	(3,389,334.17)	(3,389,334.17)	(3,389,334.17)
10904	Interest Earned	Other General Purpose Funding(O)	(65,706.70)	(39,164.50)	(234,986.97)
10027	Transfer To Reserve	Asset Management Administration(O)	(662,548.74)	(3,038,193.19)	(4,441,390.00)
10904	Transfer To Reserve	Other General Purpose Funding(O)	(2,375,644.45)	0.00	0.00
10016	Transfer From Reserve	Civic and Administration Centre Minor Upgrades(C)	0.00	0.00	35,000.00
10025	Transfer From Reserve	Weld Theatre(C)	0.00	0.00	250,000.00
10027	Transfer From Reserve	Asset Management Administration(O)	0.00	0.00	21,600.00
10163	Transfer From Reserve	Old Fire Station Building(O)	0.00	0.00	15,000.00
10167	Transfer From Reserve	Dunsborough Hall(O)	0.00	0.00	5,000.00
10179	Transfer From Reserve	Youth Services(O)	0.00	0.00	14,000.00
10243	Transfer From Reserve	Depot Building-Busselton(O)	0.00	0.00	10,037.00
10787	Transfer From Reserve	Geographe Leisure Centre Upgrade(C)	0.00	0.00	567,464.00
10853	Transfer From Reserve	Asbestos Removal & Replacement(O)	0.00	0.00	50,000.00
11761	Transfer From Reserve	Abbey Beach Boat Ramp Toilets(O)	0.00	0.00	8,533.00
12331	Transfer From Reserve	Smiths Beach New Public Toilet(C)	0.00	0.00	250,000.00
12795	Transfer From Reserve	Busselton Depot CCTV & Electronic Gate(C)	0.00	0.00	16,259.00
12796	Transfer From Reserve	Depot Training Room (C)	0.00	0.00	75,000.00
12798	Transfer From Reserve	High Street Hall (C)	0.00	0.00	10,500.00
12800	Transfer From Reserve	Old Courthouse and Jail Cells (C)	0.00	0.00	102,853.00
12939	Transfer From Reserve	Administration Building- 2-16 Southern Drive(C)	0.00	0.00	45,000.00
12940	Transfer From Reserve	Depot Building-Busselton((C)	0.00	0.00	270,000.00
12947	Transfer From Reserve	Old Court House(O)	0.00	0.00	79,200.00
14942	Transfer From Reserve	Lions Park Shopping Centre Toilets (C)	0.00	0.00	250,000.00
14943	Transfer From Reserve	Changing Places Accessable Ablutions (C)	0.00	0.00	100,000.00
15063	Transfer From Reserve	NCC - Les Mills Pump Rack (C)	0.00	0.00	8,000.00
15064	Transfer From Reserve	GLC Cafe Double Fridge (C)	0.00	0.00	20,000.00
15074	Transfer From Reserve	Vasse Toilet (C)	0.00	0.00	125,000.00
15075	Transfer From Reserve	Vasse Toilet (O)	0.00	0.00	35,000.00
Building Asset Renewal Reserve Fund - General Buildings Closing Balance			(6,493,234.06)	(6,466,691.86)	(5,702,265.14)
<b><u>1007 - Busselton Area Drainage and Waterways Improvement Reserve</u></b>					
10904	Opening Balance	Other General Purpose Funding(O)	(134,559.27)	(134,559.27)	(134,559.27)
10904	Interest Earned	Other General Purpose Funding(O)	1,090.34	0.00	0.00
			0.00	0.00	0.00
10904	Transfer From Reserve	Other General Purpose Funding(O)	133,468.93	134,559.27	134,559.27
Busselton Area Drainage and Waterways Improvement Reserve Closing Balance			0.00	0.00	0.00
<b><u>1008 - Busselton Community Resource Centre Reserve</u></b>					
10904	Opening Balance	Other General Purpose Funding(O)	(531,460.32)	(531,460.32)	(531,460.32)
10904	Interest Earned	Other General Purpose Funding(O)	4,337.70	0.00	0.00
			0.00	0.00	0.00
10904	Transfer From Reserve	Other General Purpose Funding(O)	527,122.62	531,460.32	531,460.32
Busselton Community Resource Centre Reserve Closing Balance			0.00	0.00	0.00



## City of Busselton

## Reserve Movements

For Period Ended 31 August 2023

Project Number	Transaction Type	Project Description	YTD Actual	YTD Budget	Budget Original
<b><u>1009 - Busselton Foreshore Maintenance Reserve</u></b>					
10904	Opening Balance	Other General Purpose Funding(O)	(13,115.45)	(13,115.45)	(13,115.45)
10904	Interest Earned	Other General Purpose Funding(O)	106.28	0.00	0.00
			0.00	0.00	0.00
10904	Transfer From Reserve	Other General Purpose Funding(O)	13,009.17	13,115.45	13,115.45
<i>Busselton Foreshore Maintenance Reserve Closing Balance</i>			0.00	0.00	0.00
<b><u>1010 - Busselton Jetty Tourist Park Reserve</u></b>					
10904	Opening Balance	Other General Purpose Funding(O)	(1,971,964.57)	(1,971,964.57)	(1,971,964.57)
10904	Interest Earned	Other General Purpose Funding(O)	(17,851.49)	(8,782.72)	(52,696.38)
10297	Transfer To Reserve	Busselton Jetty Tourist Park(O)	(75,655.40)	(75,655.40)	(453,932.50)
11040	Transfer From Reserve	Economic and Business Development(O)	0.00	0.00	149,344.00
12868	Transfer From Reserve	Busselton Jetty Tourist Park - Cabin Replacement/Upgrade (C)	0.00	0.00	540,000.00
12870	Transfer From Reserve	Busselton Jetty Tourist Park- Replace Holden Colorado 4x4(C)	0.00	0.00	25,000.00
12872	Transfer From Reserve	Busselton Jetty Tourist Park - Battery Powered Mule (C)	0.00	0.00	30,000.00
<i>Busselton Jetty Tourist Park Reserve Closing Balance</i>			(2,065,471.46)	(2,056,402.69)	(1,734,249.45)
<b><u>1011 - Busselton Library Building Reserve</u></b>					
10904	Opening Balance	Other General Purpose Funding(O)	(155,509.60)	(155,509.60)	(155,509.60)
10904	Interest Earned	Other General Purpose Funding(O)	1,217.70	0.00	0.00
			0.00	0.00	0.00
10904	Transfer From Reserve	Other General Purpose Funding(O)	154,291.90	155,509.60	155,509.60
<i>Busselton Library Building Reserve Closing Balance</i>			0.00	0.00	0.00
<b><u>1012 - CBD Enhancement Reserve</u></b>					
10904	Opening Balance	Other General Purpose Funding(O)	(9,195.11)	(9,195.11)	(9,195.11)
10904	Interest Earned	Other General Purpose Funding(O)	36.36	0.00	0.00
			0.00	0.00	0.00
10904	Transfer From Reserve	Other General Purpose Funding(O)	9,158.75	9,195.11	9,195.11
<i>CBD Enhancement Reserve Closing Balance</i>			0.00	0.00	0.00
<b><u>1013 - Cemetery Reserve</u></b>					
10904	Opening Balance	Other General Purpose Funding(O)	(365,556.55)	(365,556.55)	(365,556.55)
10904	Interest Earned	Other General Purpose Funding(O)	2,933.49	0.00	0.00
			0.00	0.00	0.00
10904	Transfer From Reserve	Other General Purpose Funding(O)	362,623.06	365,556.55	365,556.55
<i>Cemetery Reserve Closing Balance</i>			0.00	0.00	0.00
<b><u>1014 - City Car Parking and Access Reserve</u></b>					
10904	Opening Balance	Other General Purpose Funding(O)	(1,436,683.08)	(1,436,683.08)	(1,436,683.08)
10904	Interest Earned	Other General Purpose Funding(O)	(11,791.51)	(9,740.34)	(58,442.00)
10027	Transfer To Reserve	Asset Management Administration(O)	(28,932.34)	(28,932.34)	(173,594.00)
10904	Transfer From Reserve	Other General Purpose Funding(O)	0.00	250,000.00	250,000.00
14815	Transfer From Reserve	Carpark Hotel Site 2(C)	0.00	0.00	192,546.00
14873	Transfer From Reserve	Forrest Beach Horse Float Carparking Area(C)	0.00	0.00	194,446.00
14874	Transfer From Reserve	Disabled Parking Bays BussForeshore (Old ennisCourt)(C)	0.00	0.00	10,000.00
14875	Transfer From Reserve	Eagle Bay Boat Ramp Parking off Fern Road(C)	0.00	0.00	30,000.00
14876	Transfer From Reserve	Eagle Crescent on road parking - Eagle Bay(C)	0.00	0.00	37,000.00
14877	Transfer From Reserve	Rotary Park Stage 1 - Design, permits and clearing(C)	0.00	0.00	20,000.00
14878	Transfer From Reserve	Senior Citizens Universal Access Parking(C)	0.00	0.00	57,892.74
<i>City Car Parking and Access Reserve Closing Balance</i>			(1,477,406.93)	(1,225,355.76)	(876,834.34)
<b><u>1015 - Civic and Administration Building Reserve</u></b>					
10904	Opening Balance	Other General Purpose Funding(O)	(900,462.52)	(900,462.52)	(900,462.52)
10904	Interest Earned	Other General Purpose Funding(O)	7,140.23	0.00	0.00
			0.00	0.00	0.00
10904	Transfer From Reserve	Other General Purpose Funding(O)	893,322.29	900,462.52	900,462.52
<i>Civic and Administration Building Reserve Closing Balance</i>			0.00	0.00	0.00
<b><u>1016 - Coastal and Climate Adaptation Reserve</u></b>					
10904	Opening Balance	Other General Purpose Funding(O)	(1,194,818.65)	(1,194,818.65)	(1,194,818.65)
10904	Interest Earned	Other General Purpose Funding(O)	(7,985.09)	(3,452.30)	(20,713.84)
10027	Transfer To Reserve	Asset Management Administration(O)	(190,824.50)	(190,824.50)	(1,144,947.00)
12811	Transfer From Reserve	Sand Re-Nourishment(O)	0.00	0.00	110,000.00
12873	Transfer From Reserve	Coastal Protection - Beach Monitoring Year 10 (O)	0.00	0.00	53,300.00
12875	Transfer From Reserve	Coastal Protection - Coastal Structures Inspections and R(O)	0.00	0.00	6,664.00
14736	Transfer From Reserve	PACP Coastal Grant Projects(O)	0.00	0.00	1,324,521.00
14929	Transfer From Reserve	Coastal Adaptation and Protection Plan(O)	0.00	0.00	142,000.00
<i>Coastal and Climate Adaptation Reserve Closing Balance</i>			(1,393,628.24)	(1,389,095.45)	(723,994.49)



## City of Busselton

## Reserve Movements

For Period Ended 31 August 2023

Project Number	Transaction Type	Project Description	YTD Actual	YTD Budget	Budget Original
<b><u>1017 - Commonage Community Facilities Dunsborough Lakes SR</u></b>					
10904	Opening Balance	Other General Purpose Funding(O)	(76,996.33)	(76,996.33)	(76,996.33)
10904	Interest Earned	Other General Purpose Funding(O)	623.91	0.00	0.00
			0.00	0.00	0.00
10904	Transfer From Reserve	Other General Purpose Funding(O)	76,372.42	76,996.33	76,996.33
Commonage Community Facilities Dunsborough Lakes SR Closing Balance			0.00	0.00	0.00
<b><u>1018 - Commonage Community Facilities South Biddle Precinct Reserve</u></b>					
10904	Opening Balance	Other General Purpose Funding(O)	(938,927.52)	(938,927.52)	(938,927.52)
10904	Interest Earned	Other General Purpose Funding(O)	(7,290.88)	(7,128.48)	(42,770.88)
			0.00	0.00	0.00
			0.00	0.00	0.00
Commonage Community Facilities South Biddle Precinct Reserve Closing Balance			(946,218.40)	(946,056.00)	(981,698.40)
<b><u>1019 - Commonage Precinct Bushfire Facilities Reserve</u></b>					
10904	Opening Balance	Other General Purpose Funding(O)	(60,709.28)	(60,709.28)	(60,709.28)
10904	Interest Earned	Other General Purpose Funding(O)	(471.42)	(460.92)	(2,765.50)
			0.00	0.00	0.00
15067	Transfer From Reserve	Commonage Fire Facility (C)	0.00	0.00	40,000.00
Commonage Precinct Bushfire Facilities Reserve Closing Balance			(61,180.70)	(61,170.20)	(23,474.78)
<b><u>1020 - Commonage Precinct Infrastructure Road Reserve</u></b>					
10904	Opening Balance	Other General Purpose Funding(O)	(844.18)	(844.18)	(844.18)
10904	Interest Earned	Other General Purpose Funding(O)	6.84	0.00	0.00
			0.00	0.00	0.00
10904	Transfer From Reserve	Other General Purpose Funding(O)	837.34	844.18	844.18
Commonage Precinct Infrastructure Road Reserve Closing Balance			0.00	0.00	0.00
<b><u>1021 - Community Facilities - Airport North</u></b>					
10904	Opening Balance	Other General Purpose Funding(O)	(3,282,875.59)	(3,282,875.59)	(3,282,875.59)
10904	Interest Earned	Other General Purpose Funding(O)	(25,491.92)	(25,831.86)	(154,991.14)
10904	Transfer To Reserve	Other General Purpose Funding(O)	(78,666.41)	0.00	0.00
11026	Transfer To Reserve	Planning Administration(O)	0.00	(19,784.00)	(118,704.00)
			0.00	0.00	0.00
Community Facilities - Airport North Closing Balance			(3,387,033.92)	(3,328,491.45)	(3,556,570.73)
<b><u>1022 - Community Facilities - Broadwater</u></b>					
10904	Opening Balance	Other General Purpose Funding(O)	(275,330.68)	(275,330.68)	(275,330.68)
10904	Interest Earned	Other General Purpose Funding(O)	(2,138.51)	(1,673.66)	(10,041.91)
11026	Transfer To Reserve	Planning Administration(O)	0.00	(2,710.50)	(16,263.00)
			0.00	0.00	0.00
Community Facilities - Broadwater Closing Balance			(277,469.19)	(279,714.84)	(301,635.59)
<b><u>1023 - Community Facilities - Busselton</u></b>					
10904	Opening Balance	Other General Purpose Funding(O)	(101,930.40)	(101,930.40)	(101,930.40)
10904	Interest Earned	Other General Purpose Funding(O)	(8,294.47)	(751.70)	(4,510.19)
11026	Transfer To Reserve	Planning Administration(O)	0.00	(3,682.84)	(22,097.00)
14909	Transfer From Reserve	Lou Weston Basketball System upgrades (C)	0.00	0.00	32,000.00
14914	Transfer From Reserve	Lou Weston Playground Equipment Renewal(C)	0.00	0.00	60,000.00
Community Facilities - Busselton Closing Balance			(110,224.87)	(106,364.94)	(36,537.59)
<b><u>1024 - Community Facilities - City District</u></b>					
10904	Opening Balance	Other General Purpose Funding(O)	(1,320,534.07)	(1,320,534.07)	(1,320,534.07)
10904	Interest Earned	Other General Purpose Funding(O)	(9,964.76)	(6,247.90)	(37,487.44)
10904	Transfer To Reserve	Other General Purpose Funding(O)	(49,050.14)	0.00	0.00
11026	Transfer To Reserve	Planning Administration(O)	0.00	(59,558.00)	(357,348.00)
10642	Transfer From Reserve	Dunsborough Lakes Sporting Precinct-Pavilion/Changeroom F(C)	0.00	0.00	95,350.00
10765	Transfer From Reserve	Foreshore Busselton - High Street to Carey Street(C)	0.00	0.00	50,000.00
10952	Transfer From Reserve	Possum Park Barnard East Upgrade(C)	0.00	0.00	30,000.00
12382	Transfer From Reserve	Rails to Trails - Continuation of Implementation Plan(C)	0.00	0.00	105,000.00
12850	Transfer From Reserve	Dunsborough Lakes Sporting Precinct (Stage 1) - Planning (C)	0.00	0.00	150,000.00
14915	Transfer From Reserve	Busselton Foreshore disability carousel renewal(C)	0.00	0.00	45,000.00
Community Facilities - City District Closing Balance			(1,379,548.97)	(1,386,339.97)	(1,240,019.51)
<b><u>1025 - Community Facilities - Dunsborough</u></b>					
10904	Opening Balance	Other General Purpose Funding(O)	(523,252.41)	(523,252.41)	(523,252.41)
10904	Interest Earned	Other General Purpose Funding(O)	(4,063.12)	(3,876.72)	(23,260.34)
11026	Transfer To Reserve	Planning Administration(O)	0.00	(5,834.84)	(35,009.00)
10766	Transfer From Reserve	Foreshore Yallingup Capital(C)	0.00	0.00	20,000.00
12528	Transfer From Reserve	Dunsborough Town Centre/ Foreshore(C)	0.00	0.00	30,000.00
14903	Transfer From Reserve	Centennial Park Irrigation renewal(C)	0.00	0.00	125,000.00
14916	Transfer From Reserve	Dunsborough Foreshore disability carousel renewal(C)	0.00	0.00	45,000.00
Community Facilities - Dunsborough Closing Balance			(527,315.53)	(532,963.97)	(361,521.75)

## City of Busselton

## Reserve Movements

For Period Ended 31 August 2023

Project Number	Transaction Type	Project Description	YTD Actual	YTD Budget	Budget Original
<b><u>1026 - Community Facilities - Dunsborough Lakes</u></b>					
10904	Opening Balance	Other General Purpose Funding(O)	(900,385.65)	(900,385.65)	(900,385.65)
10904	Interest Earned	Other General Purpose Funding(O)	(6,991.60)	(2,219.52)	(13,317.08)
			0.00	0.00	0.00
10642	Transfer From Reserve	Dunsborough Lakes Sporting Precinct-Pavilion/Changeroom F(C)	0.00	0.00	375,596.00
12407	Transfer From Reserve	Dunsborough Lakes Sporting Precinct (Stage 1)(C)	0.00	0.00	201,426.00
Community Facilities - Dunsborough Lakes Closing Balance			(907,377.25)	(902,605.17)	(336,680.73)
<b><u>1027 - Community Facilities - Geographe</u></b>					
10904	Opening Balance	Other General Purpose Funding(O)	(156,185.31)	(156,185.31)	(156,185.31)
10904	Interest Earned	Other General Purpose Funding(O)	(1,212.81)	(1,171.70)	(7,030.20)
10904	Transfer To Reserve	Other General Purpose Funding(O)	(1,132.57)	0.00	0.00
11026	Transfer To Reserve	Planning Administration(O)	0.00	(1,817.00)	(10,902.00)
			0.00	0.00	0.00
Community Facilities - Geographe Closing Balance			(158,530.69)	(159,174.01)	(174,117.51)
<b><u>1028 - Community Facilities - Port Geographe</u></b>					
10904	Opening Balance	Other General Purpose Funding(O)	(364,198.33)	(364,198.33)	(364,198.33)
10904	Interest Earned	Other General Purpose Funding(O)	(2,828.05)	(2,765.06)	(16,590.32)
			0.00	0.00	0.00
			0.00	0.00	0.00
Community Facilities - Port Geographe Closing Balance			(367,026.38)	(366,963.39)	(380,788.65)
<b><u>1029 - Community Facilities - Vasse</u></b>					
10904	Opening Balance	Other General Purpose Funding(O)	(108,013.75)	(108,013.75)	(108,013.75)
10904	Interest Earned	Other General Purpose Funding(O)	(832.24)	0.00	0.00
10904	Transfer To Reserve	Other General Purpose Funding(O)	0.00	0.00	(8,717.00)
12849	Transfer From Reserve	Sport Oval Lighting - Vasse Ovals(C)	0.00	0.00	116,731.00
Community Facilities - Vasse Closing Balance			(108,845.99)	(108,013.75)	0.25
<b><u>1030 - Corporate IT Systems Reserve</u></b>					
10904	Opening Balance	Other General Purpose Funding(O)	(329,864.57)	(329,864.57)	(329,864.57)
10904	Interest Earned	Other General Purpose Funding(O)	(4,280.40)	(568.36)	(3,410.22)
10027	Transfer To Reserve	Asset Management Administration(O)	(133,122.92)	(133,122.92)	(798,737.64)
10904	Transfer To Reserve	Other General Purpose Funding(O)	(97,084.09)	(97,863.46)	(97,863.46)
12876	Transfer From Reserve	ICT Services - Equipment & Software Purchases(C)	0.00	0.00	792,506.00
Corporate IT Systems Reserve Closing Balance			(564,351.98)	(561,419.31)	(437,369.89)
<b><u>1031 - Debt Default Reserve</u></b>					
			0.00	0.00	0.00
10904	Interest Earned	Other General Purpose Funding(O)	857.24	0.00	0.00
10904	Transfer To Reserve	Other General Purpose Funding(O)	(857.24)	0.00	0.00
			0.00	0.00	0.00
Debt Default Reserve Closing Balance			0.00	0.00	0.00
<b><u>1032 - Election, Value and Corporate Expense Reserve</u></b>					
10904	Opening Balance	Other General Purpose Funding(O)	(401,440.34)	(401,440.34)	(401,440.34)
10904	Interest Earned	Other General Purpose Funding(O)	(3,151.98)	(2,477.00)	(14,862.02)
10830	Transfer To Reserve	Members of Council(O)	(24,466.66)	(24,466.66)	(146,800.00)
10830	Transfer From Reserve	Members of Council(O)	0.00	0.00	180,000.00
Election, Value and Corporate Expense Reserve Closing Balance			(429,058.98)	(428,384.00)	(383,102.36)
<b><u>1033 - Emergency Disaster Recovery Reserve</u></b>					
10904	Opening Balance	Other General Purpose Funding(O)	(97,863.46)	(97,863.46)	(97,863.46)
10904	Interest Earned	Other General Purpose Funding(O)	779.37	0.00	0.00
			0.00	0.00	0.00
10904	Transfer From Reserve	Other General Purpose Funding(O)	97,084.09	97,863.46	97,863.46
Emergency Disaster Recovery Reserve Closing Balance			0.00	0.00	0.00
<b><u>1034 - Energy Sustainability Reserve</u></b>					
10904	Opening Balance	Other General Purpose Funding(O)	(247,224.49)	(247,224.49)	(247,224.49)
10904	Interest Earned	Other General Purpose Funding(O)	2,230.55	0.00	0.00
			0.00	0.00	0.00
10904	Transfer From Reserve	Other General Purpose Funding(O)	244,993.94	247,224.49	247,224.49
Energy Sustainability Reserve Closing Balance			0.00	0.00	0.00

## City of Busselton

## Reserve Movements

For Period Ended 31 August 2023

Project Number	Transaction Type	Project Description	YTD Actual	YTD Budget	Budget Original
<b><u>1035 - Footpath and Cycleways Reserve</u></b>					
10904	Opening Balance	Other General Purpose Funding(O)	(1,726,462.66)	(1,726,462.66)	(1,726,462.66)
10904	Interest Earned	Other General Purpose Funding(O)	(11,822.04)	(9,785.30)	(58,711.80)
10027	Transfer To Reserve	Asset Management Administration(O)	(223,743.16)	(223,743.16)	(1,342,459.00)
10027	Transfer From Reserve	Asset Management Administration(O)	0.00	3,599.84	21,599.00
10741	Transfer From Reserve	Busselton CBD Footpath Renewal(C)	0.00	0.00	54,585.00
10903	Transfer From Reserve	DAIP - Disability Access(C)	0.00	0.00	30,000.00
12816	Transfer From Reserve	Coastal Principled Shares Path (C)	0.00	0.00	70,488.00
14814	Transfer From Reserve	Townscape Works Busselton(C)	0.00	0.00	100,000.00
14887	Transfer From Reserve	Coastal Shared Path - Forth St to Holgate(C)	0.00	0.00	230,000.00
14888	Transfer From Reserve	Bay View Street - Bussell Hwy to Dorset Street(C)	0.00	0.00	126,198.00
14889	Transfer From Reserve	Queen St - Queen St & Prince St Roundabout Zebra Cross(C)	0.00	0.00	16,000.00
14890	Transfer From Reserve	Carey St - Kent Street and Harris to Peel(C)	0.00	0.00	113,886.00
14891	Transfer From Reserve	Adelaide Street - Lot 11 to Stanley St(C)	0.00	0.00	56,430.06
14892	Transfer From Reserve	Peron Avenue - Chester Way to Pimlea Parade(C)	0.00	0.00	147,000.00
14893	Transfer From Reserve	Bay View Crescent - Curtis Bay Lot 62 to Lot 4(C)	0.00	0.00	55,000.00
14894	Transfer From Reserve	Telstra Park - Lot 4 Naturaliste Terrace(C)	0.00	0.00	20,000.00
14895	Transfer From Reserve	Vincent Street to Geographe Bay Road (Reserve 44343)(C)	0.00	0.00	400,000.00
14896	Transfer From Reserve	Dunsborough Lakes Drive - Caves Road(C)	0.00	0.00	15,000.00
14897	Transfer From Reserve	Naturaliste Terrace Footbridge Renewal #6017 Lot 254(C)	0.00	0.00	110,000.00
14899	Transfer From Reserve	Feasibility Study -Dunsborough to Yallingup(O)	0.00	0.00	10,000.00
14905	Transfer From Reserve	GLC Footpath NIB (C)	0.00	0.00	20,000.00
15071	Transfer From Reserve	Upgrade Wagin Gardens Footpath Access (C)	0.00	0.00	20,000.00
15072	Transfer From Reserve	Upgrade Harris Rd POS Access (C)	0.00	0.00	10,000.00
Footpath and Cycleways Reserve Closing Balance			(1,962,027.86)	(1,956,391.28)	(1,501,447.40)
<b><u>1036 - Furniture and Equipment Reserve</u></b>					
10904	Opening Balance	Other General Purpose Funding(O)	(483,155.93)	(483,155.93)	(483,155.93)
10904	Interest Earned	Other General Purpose Funding(O)	(3,504.07)	(421.12)	(2,526.78)
10027	Transfer To Reserve	Asset Management Administration(O)	(24,472.66)	(24,472.66)	(146,836.00)
12876	Transfer From Reserve	ICT Services - Equipment & Software Purchases(C)	0.00	0.00	172,991.00
12878	Transfer From Reserve	Naturaliste Community Centre (NCC) - Purchase Office Furn(C)	0.00	0.00	20,000.00
14730	Transfer From Reserve	Geographe Leisure Centre Fitness Equipment(C)	0.00	0.00	18,160.00
14927	Transfer From Reserve	Dunsborough Depot(C)	0.00	0.00	21,300.00
14939	Transfer From Reserve	Ice Machine (C)	0.00	0.00	10,000.00
15082	Transfer From Reserve	Administration Building Furniture& Equipment C)	0.00	0.00	15,000.00
15088	Transfer From Reserve	Busselton Depot Building Furniture & Equipment (C)	0.00	0.00	10,813.00
Furniture and Equipment Reserve Closing Balance			(511,132.66)	(508,049.71)	(364,254.71)
<b><u>1037 - Geographe Leisure Centre Building (GLC) Reserve</u></b>					
10904	Opening Balance	Other General Purpose Funding(O)	(232,470.11)	(232,470.11)	(232,470.11)
10904	Interest Earned	Other General Purpose Funding(O)	3,399.96	0.00	0.00
			0.00	0.00	0.00
10904	Transfer From Reserve	Other General Purpose Funding(O)	229,070.15	232,470.11	232,470.11
Geographe Leisure Centre Building (GLC) Reserve Closing Balance			0.00	0.00	0.00
<b><u>1038 - Jetty Maintenance Reserve</u></b>					
10904	Opening Balance	Other General Purpose Funding(O)	(7,345,734.77)	(7,345,734.77)	(7,345,734.77)
10904	Interest Earned	Other General Purpose Funding(O)	(55,372.11)	(53,126.30)	(318,757.80)
10027	Transfer To Reserve	Asset Management Administration(O)	(57,205.66)	(57,205.66)	(343,234.00)
10048	Transfer To Reserve	Busselton Jetty(O)	(143,129.32)	(143,129.32)	(858,776.00)
10160	Transfer To Reserve	Equinox Café(O)	(15,987.96)	(15,987.96)	(95,927.79)
10161	Transfer To Reserve	Goose Café(O)	(8,862.32)	(8,862.32)	(53,173.90)
10162	Transfer To Reserve	Micro Brewery Building(O)	(16,119.22)	(16,119.22)	(96,715.27)
11704	Transfer To Reserve	Busselton Tennis Club Building (Old)(O)	(4,329.16)	(4,329.16)	(25,974.96)
11798	Transfer To Reserve	Hotel Site 2(O)	(6,316.08)	(6,316.08)	(37,896.49)
10048	Transfer From Reserve	Busselton Jetty(O)	0.00	0.00	1,828,444.00
Jetty Maintenance Reserve Closing Balance			(7,653,056.60)	(7,650,810.79)	(7,347,746.98)
<b><u>1039 - Jetty Self Insurance Reserve</u></b>					
10904	Opening Balance	Other General Purpose Funding(O)	(672,757.83)	(672,757.83)	(672,757.83)
10904	Interest Earned	Other General Purpose Funding(O)	(5,278.30)	(5,099.18)	(30,595.12)
10048	Transfer To Reserve	Busselton Jetty(O)	(13,571.48)	(13,571.48)	(81,428.88)
			0.00	0.00	0.00
Jetty Self Insurance Reserve Closing Balance			(691,607.61)	(691,428.49)	(784,781.83)
<b><u>1040 - Joint Venture Aged Housing Reserve (Harris/Winderlup)</u></b>					
10904	Opening Balance	Other General Purpose Funding(O)	(1,656,730.67)	(1,656,730.67)	(1,656,730.67)
10904	Interest Earned	Other General Purpose Funding(O)	(13,034.72)	(12,810.10)	(76,860.56)
11683	Transfer To Reserve	Harris Road Aged Housing(O)	0.00	0.00	(78,865.00)
11685	Transfer To Reserve	Winderlup Villas Aged Housing(O)	0.00	0.00	(188,862.00)
12231	Transfer From Reserve	Aged Housing Capital Improvements - Harris Road(C)	0.00	0.00	22,000.00
12233	Transfer From Reserve	Aged Housing Capital Improvements - Winderlup(C)	0.00	0.00	40,000.00
Joint Venture Aged Housing Reserve (Harris/Winderlup) Closing Balance			(1,669,765.39)	(1,669,540.77)	(1,939,318.23)

## City of Busselton

## Reserve Movements

For Period Ended 31 August 2023

Project Number	Transaction Type	Project Description	YTD Actual	YTD Budget	Budget Original
<b><u>1041 - Legal Expenses Reserve</u></b>					
10904	Opening Balance	Other General Purpose Funding(O)	(579,578.14)	(579,578.14)	(579,578.14)
10904	Interest Earned	Other General Purpose Funding(O)	(3,841.88)	(4,990.42)	(29,942.55)
			0.00	0.00	0.00
10824	Transfer From Reserve	Legal and Compliance Services(O)	0.00	0.00	150,000.00
Legal Expenses Reserve Closing Balance			(583,420.02)	(584,568.56)	(459,520.69)
<b><u>1042 - Locke Estate Reserve</u></b>					
10904	Opening Balance	Other General Purpose Funding(O)	(171,194.44)	(171,194.44)	(171,194.44)
10904	Interest Earned	Other General Purpose Funding(O)	(2,683.31)	(1,312.62)	(7,875.71)
10180	Transfer To Reserve	Locke Estate(O)	(10,666.66)	(10,666.66)	(64,000.00)
			0.00	0.00	0.00
Locke Estate Reserve Closing Balance			(184,544.41)	(183,173.72)	(243,070.15)
<b><u>1043 - Long Service Leave Reserve</u></b>					
10904	Opening Balance	Other General Purpose Funding(O)	(3,940,671.00)	(3,940,671.00)	(3,940,671.00)
10904	Interest Earned	Other General Purpose Funding(O)	(25,065.13)	(30,051.58)	(180,309.50)
10810	Transfer To Reserve	Human Resources & Payroll(O)	(75,000.00)	(75,000.00)	(450,000.00)
10027	Transfer From Reserve	Asset Management Administration(O)	0.00	0.00	12,260.11
10041	Transfer From Reserve	Building Services(O)	0.00	0.00	9,938.47
10179	Transfer From Reserve	Youth Services(O)	0.00	0.00	16,684.91
10461	Transfer From Reserve	Geographie Leisure Centre(O)	0.00	0.00	27,411.93
10671	Transfer From Reserve	Compliance Services(O)	0.00	0.00	13,586.55
10678	Transfer From Reserve	Customer Services(O)	0.00	0.00	16,091.57
10704	Transfer From Reserve	Engineering & Works Services Support(O)	0.00	0.00	31,653.94
10705	Transfer From Reserve	Engineering Services Administration(O)	0.00	0.00	21,641.27
10706	Transfer From Reserve	Engineering Services Design PWOH(O)	0.00	0.00	5,566.32
10710	Transfer From Reserve	Environmental Health Services Administration(O)	0.00	0.00	4,154.91
10711	Transfer From Reserve	Environmental Management Administration(O)	0.00	0.00	25,859.80
10733	Transfer From Reserve	Financial Services(O)	0.00	0.00	3,058.55
10790	Transfer From Reserve	Governance Support Services(O)	0.00	0.00	43,568.98
10824	Transfer From Reserve	Legal and Compliance Services(O)	0.00	0.00	2,765.74
10901	Transfer From Reserve	Operations Services Admin PWOH(O)	0.00	0.00	26,903.12
10902	Transfer From Reserve	Operations Services Works - PWOH(O)	0.00	0.00	165,812.59
10905	Transfer From Reserve	Other Law, Order & Public Safety(O)	0.00	0.00	40,201.91
11026	Transfer From Reserve	Planning Administration(O)	0.00	0.00	10,138.26
11027	Transfer From Reserve	Planning Directorate Support(O)	0.00	0.00	16,151.22
11124	Transfer From Reserve	Public Relations(O)	0.00	0.00	4,927.23
11126	Transfer From Reserve	Rates Administration(O)	0.00	0.00	20,525.25
12258	Transfer From Reserve	Statutory Planning(O)	0.00	0.00	6,224.28
Long Service Leave Reserve Closing Balance			(4,040,736.13)	(4,045,722.58)	(4,045,853.59)
<b><u>1044 - Major Traffic Improvements Reserve</u></b>					
10904	Opening Balance	Other General Purpose Funding(O)	(1,574,755.62)	(1,574,755.62)	(1,574,755.62)
10904	Interest Earned	Other General Purpose Funding(O)	12,539.71	0.00	0.00
			0.00	0.00	0.00
10904	Transfer From Reserve	Other General Purpose Funding(O)	1,562,215.91	1,574,755.62	1,574,755.62
Major Traffic Improvements Reserve Closing Balance			0.00	0.00	0.00
<b><u>1045 - Marketing &amp; Area Promotion Reserve</u></b>					
10904	Opening Balance	Other General Purpose Funding(O)	(393,497.06)	(393,497.06)	(393,497.06)
10904	Interest Earned	Other General Purpose Funding(O)	(571.41)	(1,902.14)	(11,412.81)
10188	Transfer To Reserve	Events(O)	(244,390.18)	(244,390.18)	(1,466,341.00)
10022	Transfer From Reserve	BPACC Operations(O)	0.00	0.00	100,000.00
10188	Transfer From Reserve	Events(O)	0.00	0.00	1,661,401.00
14729	Transfer From Reserve	Events Furniture & Equipment(C)	0.00	0.00	5,138.00
Marketing & Area Promotion Reserve Closing Balance			(638,458.65)	(639,789.38)	(104,711.87)
<b><u>1046 - Naturaliste Community Centre Building (NCC) Reserve</u></b>					
10904	Opening Balance	Other General Purpose Funding(O)	(233,942.56)	(233,942.56)	(233,942.56)
10904	Interest Earned	Other General Purpose Funding(O)	1,975.57	0.00	0.00
			0.00	0.00	0.00
10904	Transfer From Reserve	Other General Purpose Funding(O)	231,966.99	233,942.56	233,942.56
Naturaliste Community Centre Building (NCC) Reserve Closing Balance			0.00	0.00	0.00
<b><u>1047 - New Infrastructure Development Reserve</u></b>					
10904	Opening Balance	Other General Purpose Funding(O)	(756,383.73)	(756,383.73)	(756,383.73)
10904	Interest Earned	Other General Purpose Funding(O)	(5,911.78)	(1,752.68)	(10,516.10)
10904	Transfer To Reserve	Other General Purpose Funding(O)	(4,519.47)	(1,602,782.00)	(1,602,782.00)
10904	Transfer From Reserve	Other General Purpose Funding(O)	0.00	(250,000.00)	(250,000.00)
12407	Transfer From Reserve	Dunsborough Lakes Sporting Precinct (Stage 1)(C)	0.00	0.00	358,778.00
15073	Transfer From Reserve	Lot 9020 Dunsborough (C)	0.00	0.00	900,000.00
New Infrastructure Development Reserve Closing Balance			(766,814.98)	(2,610,918.41)	(1,360,903.83)

## City of Busselton

## Reserve Movements

For Period Ended 31 August 2023

Project Number	Transaction Type	Project Description	YTD Actual	YTD Budget	Budget Original
<b><u>1048 - Other Infrastructure (Drainage, Signage Etc) Reserve</u></b>					
10904	Opening Balance	Other General Purpose Funding(O)	(721,867.25)	(721,867.25)	(721,867.25)
10904	Interest Earned	Other General Purpose Funding(O)	(12,030.54)	(4,931.04)	(29,586.24)
10027	Transfer To Reserve	Asset Management Administration(O)	(132,606.50)	(132,606.50)	(795,639.00)
10904	Transfer To Reserve	Other General Purpose Funding(O)	(403,782.22)	(496,980.00)	(496,980.00)
10027	Transfer From Reserve	Asset Management Administration(O)	0.00	0.00	21,600.00
10157	Transfer From Reserve	Busselton Cemetery(O)	0.00	0.00	72,303.00
10158	Transfer From Reserve	Dunsborough Cemetery(O)	0.00	0.00	25,620.00
10159	Transfer From Reserve	Pioneer Cemetery(O)	0.00	0.00	6,240.00
10251	Transfer From Reserve	LED Street Light Replacement Program(O)	0.00	0.00	90,000.00
10700	Transfer From Reserve	Dunsborough Cemetery(C)	0.00	0.00	21,276.00
11024	Transfer From Reserve	Pioneer Cemetery - Implement Conservation Plan(C)	0.00	0.00	21,276.00
12815	Transfer From Reserve	North Street Drainage Works(C)	0.00	0.00	231,149.00
14811	Transfer From Reserve	RBFS Old Dunsborough Boat Ramp Scour Protection (C)	0.00	0.00	8,310.00
14879	Transfer From Reserve	Busselton LIA Drainage Investigation & Design(C)	0.00	0.00	50,000.00
14880	Transfer From Reserve	Chapman Street Mitigate private property inundation(C)	0.00	0.00	250,000.00
14881	Transfer From Reserve	Dunsborough Lakes Drive No 69/71(C)	0.00	0.00	112,215.00
14882	Transfer From Reserve	Dunsborough Lakes Condition inspection & Design(C)	0.00	0.00	50,000.00
14883	Transfer From Reserve	Carey Street Drainage Renewals(C)	0.00	0.00	252,893.58
14884	Transfer From Reserve	Depuch Close - Eagle Bay(C)	0.00	0.00	76,472.88
14885	Transfer From Reserve	Heppingstone & Hale Street intersection(C)	0.00	0.00	33,718.37
14886	Transfer From Reserve	Hester Steet Drainage Renewal SLK0.33 (C)	0.00	0.00	18,026.81
14900	Transfer From Reserve	Metricup Cemetery - Paths & Ashes iternment(C)	0.00	0.00	10,000.00
14945	Transfer From Reserve	WSUD Improv Drainage Outlets and Catchments(C)	0.00	0.00	30,000.00
Other Infrastructure (Drainage, Signage Etc) Reserve Closing Balance			(1,270,286.51)	(1,356,384.79)	(662,971.85)
<b><u>1049 - Parks, Gardens and Reserves Reserve</u></b>					
10904	Opening Balance	Other General Purpose Funding(O)	(1,349,337.86)	(1,349,337.86)	(1,349,337.86)
10904	Interest Earned	Other General Purpose Funding(O)	(9,256.24)	(3,988.00)	(23,927.98)
10027	Transfer To Reserve	Asset Management Administration(O)	(229,047.50)	(229,047.50)	(1,374,285.00)
10904	Transfer To Reserve	Other General Purpose Funding(O)	(13,009.17)	(13,115.00)	(13,115.00)
10831	Transfer From Reserve	Rotary Park / War Memorial Relocation(C)	0.00	0.00	375,000.00
10953	Transfer From Reserve	Youth Skate Park(C)	0.00	0.00	20,000.00
10963	Transfer From Reserve	Minor Capital Improvements, Fencing, Seating, Lighting et(C)	0.00	0.00	40,000.00
10967	Transfer From Reserve	New Shade Sails – multiple locations (C)	0.00	0.00	265,165.00
11035	Transfer From Reserve	Park Furniture Renewals - Replace aged & unsafe Equip(C)	0.00	0.00	55,000.00
12251	Transfer From Reserve	Cricket Wicket Renewal(C)	0.00	0.00	30,000.00
12267	Transfer From Reserve	Busselton Townscape Street Furniture Renewals (C)	0.00	0.00	40,000.00
12511	Transfer From Reserve	Dunsborough - BMX / Skatebow(C)	0.00	0.00	10,000.00
12821	Transfer From Reserve	Churchill Park - Main Oval Renewal (C)	0.00	0.00	550,000.00
14904	Transfer From Reserve	Beach Shower/Water Fountain Ren Busselton Foreshore(C)	0.00	0.00	20,000.00
14906	Transfer From Reserve	Dunsborough Oval Skatepark Lighting Renewal(C)	0.00	0.00	70,000.00
14907	Transfer From Reserve	Busselton Foreshore - Annual Renewals (C)	0.00	0.00	50,000.00
14908	Transfer From Reserve	Dunsborough Town Centre & Foreshore - Annual Renewals (C)	0.00	0.00	30,000.00
14910	Transfer From Reserve	Seymour Park - Replacement of Decking(C)	0.00	0.00	50,600.00
14911	Transfer From Reserve	Jarrahwod Playground Equipment Renewal(C)	0.00	0.00	26,000.00
14912	Transfer From Reserve	Newtown Oval New Playground Equipment(C)	0.00	0.00	15,000.00
14913	Transfer From Reserve	Heron Place - New New Playground Equipment(C)	0.00	0.00	10,000.00
14917	Transfer From Reserve	Meelup Regional Park - Capital Projects(C)	0.00	0.00	178,000.00
14918	Transfer From Reserve	BBQ Placement and Replacement(C)	0.00	0.00	30,000.00
14919	Transfer From Reserve	Beach Access stairs (C)	0.00	0.00	55,000.00
14944	Transfer From Reserve	Busselton Works Depot Parks & Gardens Product Bays(C)	0.00	0.00	20,000.00
Parks, Gardens and Reserves Reserve Closing Balance			(1,600,650.77)	(1,595,488.36)	(820,900.84)
<b><u>1050 - Performing Arts and Convention Centre Reserve</u></b>					
10904	Opening Balance	Other General Purpose Funding(O)	(2,467,332.55)	(2,467,332.55)	(2,467,332.55)
10904	Interest Earned	Other General Purpose Funding(O)	(19,159.13)	(19,456.48)	(116,738.87)
			0.00	0.00	0.00
			0.00	0.00	0.00
Performing Arts and Convention Centre Reserve Closing Balance			(2,486,491.68)	(2,486,789.03)	(2,584,071.42)



## City of Busselton

## Reserve Movements

For Period Ended 31 August 2023

Project Number	Transaction Type	Project Description	YTD Actual	YTD Budget	Budget Original
<b>1051 - Plant Replacement Reserve</b>					
10904	Opening Balance	Other General Purpose Funding(O)	(2,364,208.70)	(2,364,208.70)	(2,364,208.70)
10904	Interest Earned	Other General Purpose Funding(O)	(14,571.61)	(3,581.14)	(21,486.82)
10027	Transfer To Reserve	Asset Management Administration(O)	(186,953.62)	(186,953.62)	(1,121,721.71)
10448	Transfer From Reserve	Miscellaneous Plant & Equipment(O)	0.00	0.00	18,720.00
12881	Transfer From Reserve	HINO FD1024 Beavertail Truck (Turf) (C)	0.00	0.00	80,000.00
12882	Transfer From Reserve	Isuzu NPR65-190 Single Cab (Turf) (C)	0.00	0.00	80,000.00
12884	Transfer From Reserve	KUBOTA F3690 OUTFRONT MOWER (C)	0.00	0.00	21,200.00
12885	Transfer From Reserve	KUBOTA F3690 OUTFRONT MOWER (C)	0.00	0.00	21,200.00
12886	Transfer From Reserve	Brush / Tree Chipper (C)	0.00	0.00	100,000.00
12887	Transfer From Reserve	Plant Purchases (P11) - Redexim Easyspread 1600 Sand Spre(C)	0.00	0.00	19,200.00
12888	Transfer From Reserve	HINO FS2848 Tipper Truck (C&M) (C)	0.00	0.00	230,000.00
12890	Transfer From Reserve	Caterpillar CS56 Roller (C&M) (C)	0.00	0.00	130,000.00
12892	Transfer From Reserve	ISUZU FVZ1400 Tipper Truck (C&M) (C)	0.00	0.00	230,000.00
12894	Transfer From Reserve	Nissan Xtrail ST-L 2WD (Strategic Planning Coord) (C)	0.00	0.00	18,000.00
12895	Transfer From Reserve	NISSAN X-TRAIL ST-L 2WD SUV (ASSET MGMT COORD) (C)	0.00	0.00	18,000.00
12896	Transfer From Reserve	Facilities Operational Ute(C)	0.00	0.00	23,000.00
12897	Transfer From Reserve	ISUZU D-MAX SX 4X2 SINGLE CAB UTILITY (IRRIGATION) (C)	0.00	0.00	31,000.00
12898	Transfer From Reserve	MITSUBISHI TRITON 4X2 SINGLE CAB UTE (P&G) (C)	0.00	0.00	31,000.00
12899	Transfer From Reserve	Construction & Maintenance Ute (C)	0.00	0.00	27,000.00
12900	Transfer From Reserve	TOYOTA HILUX DUAL CAB 4X4 (CONST SUPERVISOR) (C)	0.00	0.00	25,000.00
12901	Transfer From Reserve	TOYOTA HILUX DUAL CAB 4X4 (MTCE SUPERVISOR) (C)	0.00	0.00	25,000.00
12902	Transfer From Reserve	Manager Governance & Corp Services Vehicle (C)	0.00	0.00	20,000.00
12904	Transfer From Reserve	Plant Purchases (P11) - Minor Plant (P&G) (C)	0.00	0.00	13,000.00
12906	Transfer From Reserve	Plant Purchases (P12) - Minor Plant (C&M) (C)	0.00	0.00	18,500.00
12908	Transfer From Reserve	Program 12 - Minor Plant (Workshop) (C)	0.00	0.00	10,000.00
12948	Transfer From Reserve	TOYOTA HILUX SR 4X4 DUAL CAB UTILITY (BMO) (C)	0.00	0.00	25,000.00
14744	Transfer From Reserve	MITSUBISHI PAJERO GLX 4X4 (MGR REG SERV) (C)	0.00	0.00	21,500.00
14818	Transfer From Reserve	Wheeled 20t excavator Inc. Accessories(C )	0.00	0.00	485,000.00
14819	Transfer From Reserve	Positrak (Cat 299) with Accessories (C)	0.00	0.00	250,000.00
14820	Transfer From Reserve	Trailer for Towing Positrak & Traffic Lights(C )	0.00	0.00	40,000.00
14821	Transfer From Reserve	Trailer Traffic Lights x 2 (and Sign Cones)(C )	0.00	0.00	45,000.00
14842	Transfer From Reserve	HINO CREW CAB TIPPER TRUCK (C)	0.00	0.00	77,540.00
14954	Transfer From Reserve	MITSUBISHI TRITON 4x2 SINGLE CAB (C)	0.00	0.00	25,000.00
15004	Transfer From Reserve	HUSQVARNA RC318T RIDE ON MOWER (C)	0.00	0.00	15,000.00
15006	Transfer From Reserve	HINO 917 CREW CAB (C&M) (C)	0.00	0.00	80,000.00
15008	Transfer From Reserve	ISUZU NPR400 CREW CAB (C&M) (C)	0.00	0.00	80,000.00
15013	Transfer From Reserve	HINO GH1728 AUTO TRUCK (C&M) (C)	0.00	0.00	350,000.00
15016	Transfer From Reserve	HINO GF1628 REAR TIPPING TRUCK (P&G) (C)	0.00	0.00	100,000.00
15018	Transfer From Reserve	TORO 4010D GROUNDMASTER MOWER (P&G) (C)	0.00	0.00	130,000.00
15023	Transfer From Reserve	ISUZU DMAX 4X2 SINGLE CAB (P&G) FORESHORE IRRIGATION (C)	0.00	0.00	31,000.00
15025	Transfer From Reserve	TOYOTA HILUX 4X4 EXTRA CAB UTILITY (IRRIGATION) (C)	0.00	0.00	34,000.00
15028	Transfer From Reserve	FORD RANGER 4X4 DUAL CAB UTE (CESM) (C)	0.00	0.00	35,000.00
15032	Transfer From Reserve	SUBARU OUTBACK 2.5i PREMIUM WAGON (C)	0.00	0.00	20,000.00
15034	Transfer From Reserve	SUBARU OUTBACK AWD WAGON (RANGERS CO-ORDINATOR) (C)	0.00	0.00	20,000.00
15036	Transfer From Reserve	SUBARU OUTBACK 2.5i AWD PREMIUM (MGR CULTURE & EVENTS) (C)	0.00	0.00	20,000.00
15038	Transfer From Reserve	MAZDA CX9 FWD SUV (Director CCS) (C)	0.00	0.00	25,000.00
15040	Transfer From Reserve	SUBARU OUTBACK AWD (Director PDS) (C)	0.00	0.00	25,000.00
15042	Transfer From Reserve	Nissan X-Trail Ti 4x4 SUV (Mgr Fin Serv) (C)	0.00	0.00	20,000.00
15045	Transfer From Reserve	Toyota Fortuner GX 4x4 SUV (Mgr Eng Tech Srv) (C)	0.00	0.00	20,000.00
15048	Transfer From Reserve	SUBARU FORESTER 2.5i-S AWD (MGR DEV SERV) (C)	0.00	0.00	20,000.00
15050	Transfer From Reserve	NISSAN X TRAIL STL 4X4 SUV (LIESURE CENTRES COORD) (C)	0.00	0.00	18,000.00
15052	Transfer From Reserve	MITSUBISHI OUTLANDER LS AWD (HR COORD) (C)	0.00	0.00	18,000.00
15065	Transfer From Reserve	Differential GPS (C)	0.00	0.00	20,000.00
Plant Replacement Reserve Closing Balance			(2,565,733.93)	(2,554,743.46)	(267,557.23)
<b>1052 - Port Geographe Development Reserve (Council)</b>					
10904	Opening Balance	Other General Purpose Funding(O)	(67,299.13)	(67,299.13)	(67,299.13)
10904	Interest Earned	Other General Purpose Funding(O)	(183.63)	(304.10)	(1,824.61)
10325	Transfer To Reserve	Port Geographe(O)	(17,493.74)	(17,493.74)	(104,962.40)
10086	Transfer From Reserve	Pedestrian Bridge (Port Geographe)(O)	0.00	15,575.16	93,451.00
14901	Transfer From Reserve	Port Geographe POS Retaining Wall Renewals(C)	0.00	0.00	53,000.00
Port Geographe Development Reserve (Council) Closing Balance			(84,976.50)	(69,521.81)	(27,635.14)
<b>1053 - Port Geographe Waterways Management Reserve</b>					
10904	Opening Balance	Other General Purpose Funding(O)	(3,051,048.60)	(3,051,048.60)	(3,051,048.60)
10904	Interest Earned	Other General Purpose Funding(O)	(20,954.69)	(22,812.66)	(136,875.96)
10325	Transfer To Reserve	Port Geographe(O)	(41,275.16)	(41,275.16)	(247,651.00)
10325	Transfer From Reserve	Port Geographe(O)	0.00	0.00	406,169.00
Port Geographe Waterways Management Reserve Closing Balance			(3,113,278.45)	(3,115,136.42)	(3,029,406.56)
<b>1054 - Professional Development Reserve</b>					
10904	Opening Balance	Other General Purpose Funding(O)	(161,394.93)	(161,394.93)	(161,394.93)
10904	Interest Earned	Other General Purpose Funding(O)	(1,253.25)	(1,222.10)	(7,332.63)
			0.00	0.00	0.00
10810	Transfer From Reserve	Human Resources & Payroll(O)	0.00	0.00	50,000.00
Professional Development Reserve Closing Balance			(162,648.18)	(162,617.03)	(118,727.56)

## City of Busselton

## Reserve Movements

For Period Ended 31 August 2023

Project Number	Transaction Type	Project Description	YTD Actual	YTD Budget	Budget Original
<b>1055 - Provence Landscape Maintenance Reserve (SAR)</b>					
10904	Opening Balance	Other General Purpose Funding(O)	(1,524,829.18)	(1,524,829.18)	(1,524,829.18)
10904	Interest Earned	Other General Purpose Funding(O)	(11,632.50)	(10,689.32)	(64,135.96)
10966	Transfer To Reserve	Provence SAR Area General Improvements to the Area(C)	(34,320.16)	(34,320.16)	(205,921.00)
10289	Transfer From Reserve	Almond Green Park (Provence)(O)	0.00	0.00	43,168.00
10291	Transfer From Reserve	Avignon Park (Provence)(O)	0.00	0.00	15,203.00
10311	Transfer From Reserve	Lavender Park (Provence)(O)	0.00	0.00	11,949.00
10429	Transfer From Reserve	Streetscape Medians (Provence)(O)	0.00	0.00	26,544.00
10966	Transfer From Reserve	Provence SAR Area General Improvements to the Area(C)	0.00	0.00	160,000.00
11725	Transfer From Reserve	Yalyalup Half Court(O)	0.00	0.00	770.00
Provence Landscape Maintenance Reserve (SAR) Closing Balance			(1,570,781.84)	(1,569,838.66)	(1,537,252.14)
<b>1056 - Public Art Reserve</b>					
10904	Opening Balance	Other General Purpose Funding(O)	(272,932.87)	(272,932.87)	(272,932.87)
10904	Interest Earned	Other General Purpose Funding(O)	(2,261.78)	(366.14)	(2,196.88)
			0.00	0.00	0.00
15059	Transfer From Reserve	Sculpture By The Bay (C)	0.00	0.00	12,000.00
Public Art Reserve Closing Balance			(275,194.65)	(273,299.01)	(263,129.75)
<b>1057 - Railway House Building Reserve (50%)</b>					
10904	Opening Balance	Other General Purpose Funding(O)	(89,584.83)	(89,584.83)	(89,584.83)
10904	Interest Earned	Other General Purpose Funding(O)	709.70	0.00	0.00
			0.00	0.00	0.00
10904	Transfer From Reserve	Other General Purpose Funding(O)	88,875.13	89,584.83	89,584.83
Railway House Building Reserve (50%) Closing Balance			0.00	0.00	0.00
<b>1058 - Road Asset Renewal Reserve</b>					
10904	Opening Balance	Other General Purpose Funding(O)	(2,164,710.31)	(2,164,710.31)	(2,164,710.31)
10904	Interest Earned	Other General Purpose Funding(O)	(36,389.83)	(13,763.82)	(82,582.80)
10027	Transfer To Reserve	Asset Management Administration(O)	(614,811.66)	(614,811.66)	(3,688,870.00)
10904	Transfer To Reserve	Other General Purpose Funding(O)	(1,562,215.91)	(1,574,756.00)	(1,574,756.00)
11193	Transfer From Reserve	Wilyabrup Road Resheet(C)	0.00	0.00	80,643.00
11199	Transfer From Reserve	Bussell Highway(C)	150,000.00	0.00	678,321.00
11987	Transfer From Reserve	Caves Road - Median Crossing(C)	0.00	0.00	17,043.00
12005	Transfer From Reserve	Payne Road(C)	150,000.00	0.00	638,055.00
12611	Transfer From Reserve	North Jindong Road(C)	0.00	0.00	292,600.00
12827	Transfer From Reserve	Commonage Road(C)	0.00	0.00	269,500.00
12842	Transfer From Reserve	Nuttman Road (C)	0.00	0.00	54,724.00
12845	Transfer From Reserve	General Design / Modelling Works (O)	0.00	0.00	312,000.00
14817	Transfer From Reserve	Road Access Seal - Busselton Animal care facility(C )	0.00	0.00	49,766.00
14850	Transfer From Reserve	Cook Street - Asphalt Overlay SLK 0.39 to 1.25 (C)	0.00	0.00	351,573.55
14851	Transfer From Reserve	Strelly Street - Rehabilitation SLK 0.05 to 1.2 (C)	0.00	0.00	240,000.00
14852	Transfer From Reserve	North Jindong Road - Prelims and Land Acq SLK 0 to 0 (C)	0.00	0.00	12,000.00
14853	Transfer From Reserve	Jalbarragup Road - Reseal SLK 0 to 10.75 (C)	150,000.00	0.00	600,000.00
14854	Transfer From Reserve	Boallia Road - Recon and Widening SLK 1.5 to 2.3 (C)	150,000.00	0.00	553,832.39
14855	Transfer From Reserve	Vasse Yallingup Siding Road - Design only SLK 0 to 0 (C)	0.00	0.00	16,500.00
14856	Transfer From Reserve	Peron Avenue - Asphalt Overlay SLK 0.17 to 0.76 (C)	0.00	0.00	450,030.00
14857	Transfer From Reserve	West Street - Rehabilitation SLK 1.02 to 1.15 (C)	0.00	0.00	181,000.00
14858	Transfer From Reserve	Artisan Street - Asphalt Overlay SLK 0.02 to 0.16 (C)	0.00	0.00	46,151.72
14859	Transfer From Reserve	Kershaw Street - Asphalt Overlay SLK 0 to 0.25 (C)	0.00	0.00	69,270.94
14860	Transfer From Reserve	Thornbill Court - Asphalt Overlay SLK 0 to 0.08 (C)	0.00	0.00	20,662.00
14861	Transfer From Reserve	Grevillea Cove - Asphalt Overlay SLK 0 to 0.08 (C)	0.00	0.00	22,243.00
14862	Transfer From Reserve	Baudin Street - Asphalt Overlay SLK 0 to 0.1 (C)	0.00	0.00	95,132.00
14863	Transfer From Reserve	Cormorant Court - Asphalt Overlay SLK 0 to 0.08 (C)	0.00	0.00	23,616.00
14864	Transfer From Reserve	Sugarloaf Road - Second Coat Seal SLK 0 to 0 (C)	0.00	0.00	66,521.00
14865	Transfer From Reserve	Yallingup Beach Road - Reseal SLK 0 to 0.19 (C)	0.00	0.00	30,698.22
14866	Transfer From Reserve	Old Vasse Highway - Reseal SLK 0 to 1.83 (C)	0.00	0.00	13,535.16
15085	Transfer From Reserve	Jalbarragup Road New Shoulders (C)	0.00	0.00	200,000.00
Road Asset Renewal Reserve Closing Balance			(3,778,127.71)	(4,368,041.79)	(2,125,501.13)
<b>1059 - Sick Pay Incentive Reserve</b>					
10904	Opening Balance	Other General Purpose Funding(O)	(79,316.37)	(79,316.37)	(79,316.37)
10904	Interest Earned	Other General Purpose Funding(O)	(593.01)	(500.00)	(3,000.02)
			0.00	0.00	0.00
			0.00	0.00	0.00
Sick Pay Incentive Reserve Closing Balance			(79,909.38)	(79,816.37)	(82,316.39)
<b>1060 - Strategic Projects Reserve</b>					
10904	Opening Balance	Other General Purpose Funding(O)	(3,032,416.03)	(3,032,416.03)	(3,032,416.03)
10904	Interest Earned	Other General Purpose Funding(O)	(23,564.45)	(19,186.40)	(115,118.44)
10830	Transfer To Reserve	Members of Council(O)	(4,166.66)	(4,166.66)	(25,000.00)
12847	Transfer From Reserve	Purchase Sues Road(C)	0.00	0.00	500,000.00
Strategic Projects Reserve Closing Balance			(3,060,147.14)	(3,055,769.09)	(2,672,534.47)

## City of Busselton

## Reserve Movements

For Period Ended 31 August 2023

Project Number	Transaction Type	Project Description	YTD Actual	YTD Budget	Budget Original
<b><u>1061 - Vasse Newtown Landscape Maintenance Reserve (SAR)</u></b>					
10904	Opening Balance	Other General Purpose Funding(O)	(615,196.44)	(615,196.44)	(615,196.44)
10904	Interest Earned	Other General Purpose Funding(O)	(3,507.74)	(4,090.16)	(24,540.99)
10969	Transfer To Reserve	Vasse SAR Area General Improvements to the Area(C)	(33,676.32)	(33,676.32)	(202,058.00)
10266	Transfer From Reserve	Southern Wetland - Bush Area Lot 2007 (Newtown)(O)	0.00	0.00	3,353.00
10317	Transfer From Reserve	Southern Wetland - Heritage Park Lot 2013 (Newtown)(O)	0.00	0.00	4,836.00
10372	Transfer From Reserve	Northern POS (Newtown)(O)	0.00	0.00	24,318.00
10428	Transfer From Reserve	Streetscape Medians (Newtown)(O)	0.00	0.00	25,292.00
10969	Transfer From Reserve	Vasse SAR Area General Improvements to the Area(C)	0.00	0.00	70,000.00
11541	Transfer From Reserve	East Central (Wakeham Circle Newtown)(O)	0.00	0.00	12,645.00
11809	Transfer From Reserve	West Central (Elijah Circle Newtown)(O)	0.00	0.00	26,342.00
<i>Vasse Newtown Landscape Maintenance Reserve (SAR) Closing Balance</i>			(652,380.50)	(652,962.92)	(675,009.43)
<b><u>1062 - Vasse Sports Pavilion Building Reserve</u></b>					
10904	Opening Balance	Other General Purpose Funding(O)	(2,405.91)	(2,405.91)	(2,405.91)
10904	Interest Earned	Other General Purpose Funding(O)	19.04	0.00	0.00
			0.00	0.00	0.00
10904	Transfer From Reserve	Other General Purpose Funding(O)	2,386.87	2,405.91	2,405.91
<i>Vasse Sports Pavilion Building Reserve Closing Balance</i>			0.00	0.00	0.00
<b><u>1063 - Waste Facilities and Plant Reserve</u></b>					
10904	Opening Balance	Other General Purpose Funding(O)	(8,135,573.66)	(8,135,573.66)	(8,135,573.66)
10904	Interest Earned	Other General Purpose Funding(O)	(61,198.10)	(34,309.36)	(205,856.16)
12419	Transfer To Reserve	Rubbish Sites Development(O)	(292,518.84)	(292,518.84)	(1,755,113.00)
10688	Transfer From Reserve	Depot Washdown Facility Upgrades(C)	0.00	0.00	76,700.00
12225	Transfer From Reserve	Waste and Fleet Services Admin PWOH(O)	0.00	0.00	578,501.00
12421	Transfer From Reserve	City Lined Landfill Stage 2 - Preliminary Works(C)	0.00	0.00	80,000.00
12425	Transfer From Reserve	Busselton Landfill Post-closure Capping, Rehab & Remediat(C)	1,000,000.00	0.00	2,000,000.00
12428	Transfer From Reserve	Re-use shop Busselton Transfer Station(C)	0.00	0.00	125,000.00
12911	Transfer From Reserve	VOLVO FE320 WASTE TRUCK (C)	0.00	0.00	424,660.00
12914	Transfer From Reserve	Minor Plant - Program 10 (C)	0.00	0.00	10,000.00
13654	Transfer From Reserve	CATERPILLAR LANDFILL COMPACTOR REFURBISHED (DUNSB. TIP)(P)	0.00	0.00	130,000.00
14823	Transfer From Reserve	VOLVO FE320 WASTE TRUCK (C)	0.00	0.00	438,545.00
14960	Transfer From Reserve	VOLVO FE320 WASTE TRUCK (C)	0.00	0.00	480,000.00
14962	Transfer From Reserve	WATER TANK FOR DUST SUPPRESSION (C)	0.00	0.00	25,000.00
14966	Transfer From Reserve	DIESEL TANK DWF (C)	0.00	0.00	50,000.00
14968	Transfer From Reserve	HOOKLIFT BIN BWTS (C)	0.00	0.00	18,000.00
14970	Transfer From Reserve	HOOKLIFT BIN BWTS (C)	0.00	0.00	18,000.00
14972	Transfer From Reserve	HOOKLIFT BIN BWTS (C)	0.00	0.00	18,000.00
14974	Transfer From Reserve	HOOKLIFT BIN (C)	0.00	0.00	18,000.00
14976	Transfer From Reserve	HOOKLIFT BIN (C)	0.00	0.00	18,000.00
14978	Transfer From Reserve	ABLE GL3013 GENERATOR (C)	0.00	0.00	50,000.00
14980	Transfer From Reserve	WASTE COORDINATOR VEHICLE (C)	0.00	0.00	35,000.00
14982	Transfer From Reserve	TOYOTA HILUX 4x2 SINGLE CAB (C)	0.00	0.00	26,000.00
14984	Transfer From Reserve	ISUZU D-MAX 4x4 DUAL CAB (C)	0.00	0.00	30,000.00
14986	Transfer From Reserve	HOLDEN COLORADO 4x4 DUAL CAB (C)	0.00	0.00	26,000.00
15066	Transfer From Reserve	Dunsborough Groundwater Investigation (O)	0.00	0.00	200,000.00
15077	Transfer From Reserve	Lunch / Meeting Room for Transfer Station(C )	0.00	0.00	50,000.00
15078	Transfer From Reserve	HAZMET and Dangerous Goods Storage(C)	0.00	0.00	108,500.00
<i>Waste Facilities and Plant Reserve Closing Balance</i>			(7,489,290.60)	(8,462,401.86)	(5,062,636.82)
<b><u>1064 - Winderlup Aged Housing Reserve (City Controlled)</u></b>					
10904	Opening Balance	Other General Purpose Funding(O)	(463,207.57)	(463,207.57)	(463,207.57)
10904	Interest Earned	Other General Purpose Funding(O)	(3,887.08)	(2,890.04)	(17,340.25)
11684	Transfer To Reserve	Winderlup Court Aged Housing(O)	0.00	0.00	(85,086.00)
12234	Transfer From Reserve	Aged Housing Capital Improvements - Winderlup Court (City(C)	0.00	0.00	49,000.00
<i>Winderlup Aged Housing Reserve (City Controlled) Closing Balance</i>			(467,094.65)	(466,097.61)	(516,633.82)
<b><u>1065 - Workers Compensation and Extended Sick Leave</u></b>					
10904	Opening Balance	Other General Purpose Funding(O)	(4,281.48)	(4,281.48)	(4,281.48)
10904	Interest Earned	Other General Purpose Funding(O)	(33.08)	(44.08)	(264.50)
			0.00	0.00	0.00
			0.00	0.00	0.00
<i>Workers Compensation and Extended Sick Leave Closing Balance</i>			(4,314.56)	(4,325.56)	(4,545.98)
<b><u>1066 - Youth and Community Activities Building Reserve</u></b>					
10904	Opening Balance	Other General Purpose Funding(O)	(216,651.56)	(216,651.56)	(216,651.56)
10904	Interest Earned	Other General Purpose Funding(O)	1,720.11	0.00	0.00
			0.00	0.00	0.00
10904	Transfer From Reserve	Other General Purpose Funding(O)	214,931.45	216,651.56	216,651.56
<i>Youth and Community Activities Building Reserve Closing Balance</i>			0.00	0.00	0.00



## City of Busselton

## Reserve Movements

For Period Ended 31 August 2023

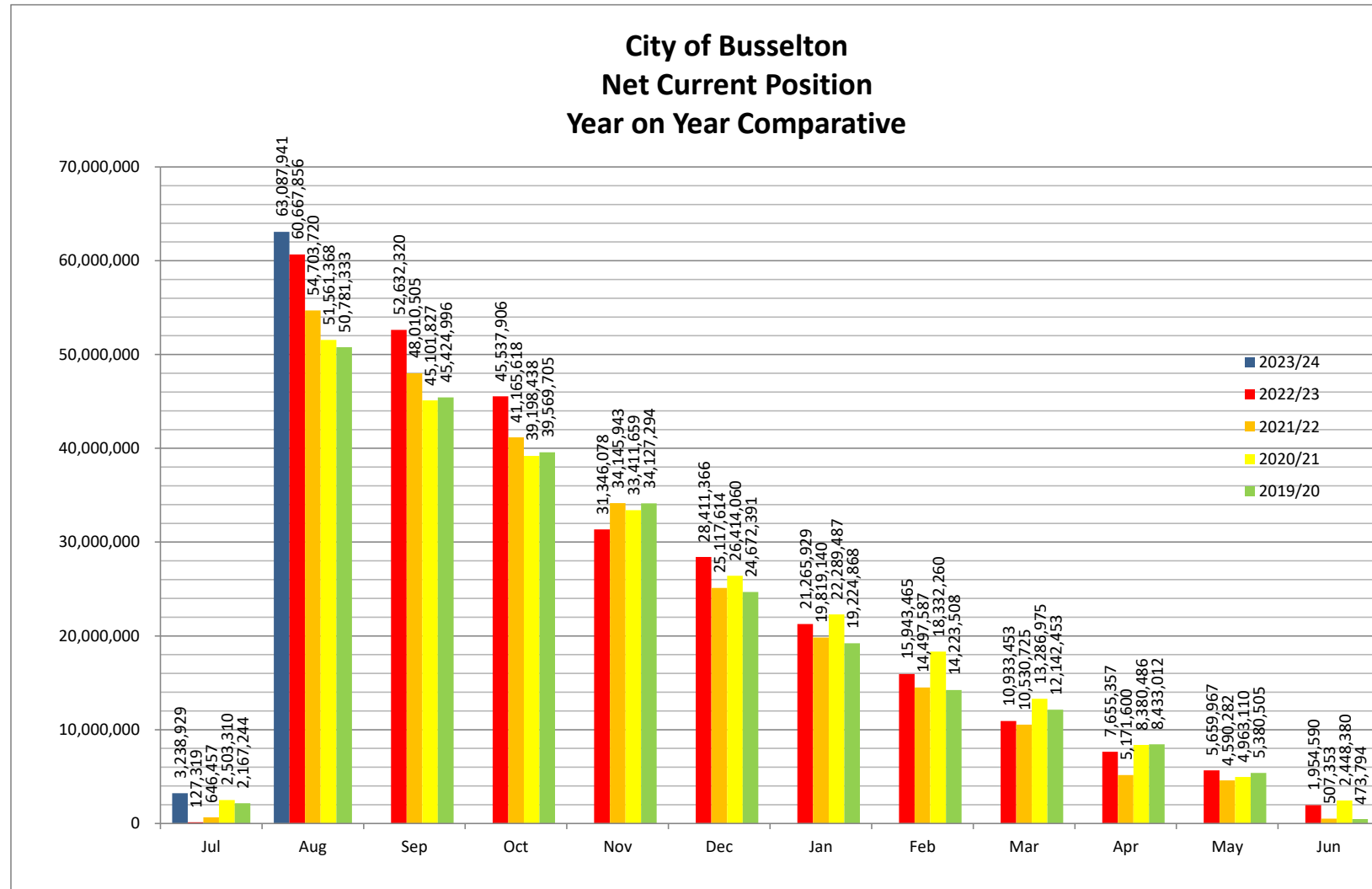
Project Number	Transaction Type	Project Description	YTD Actual	YTD Budget	Budget Original
<b><u>1067 - Prepaid Grants and Deferred Works &amp; Services Reserves</u></b>					
10904	Opening Balance	Other General Purpose Funding(O)	(2,843,444.58)	(2,843,444.58)	(2,843,444.58)
10904	Interest Earned	Other General Purpose Funding(O)	6.44	0.00	0.00
10904	Transfer To Reserve	Other General Purpose Funding(O)	(351,807.98)	(351,807.98)	(351,807.98)
10613	Transfer From Reserve	Meelup Coastal Parking & Landscaping(C)	0.00	0.00	178,237.98
10653	Transfer From Reserve	Community Assistance Program (Governance)(O)	0.00	0.00	50,000.00
10904	Transfer From Reserve	Other General Purpose Funding(O)	2,843,438.14	2,843,444.58	2,843,444.58
11040	Transfer From Reserve	Economic and Business Development(O)	0.00	0.00	20,000.00
11128	Transfer From Reserve	Community and Recreation Administration(O)	0.00	0.00	31,235.00
12648	Transfer From Reserve	Rural-Tree Pruning(O)	0.00	0.00	72,335.00
<i>Prepaid Grants and Deferred Works &amp; Services Reserves Closing Balance</i>			(351,807.98)	(351,807.98)	0.00
<b><u>1069 - Airport Infrastructure Renewal and Replacement Reserve</u></b>					
10904	Opening Balance	Other General Purpose Funding(O)	(3,210,167.16)	(3,210,167.16)	(3,210,167.16)
10904	Interest Earned	Other General Purpose Funding(O)	(125,498.17)	(44,355.72)	(266,134.43)
10594	Transfer To Reserve	Airport Operations(O)	(6,422,257.96)	(6,613,964.28)	(8,924,455.50)
10583	Transfer From Reserve	Airport Construction Stage 2, Airfield(C)	0.00	0.00	22,478.00
10585	Transfer From Reserve	BMRA Hangars(C)	0.00	0.00	303,790.00
10589	Transfer From Reserve	Airport Construction, Existing Terminal Upgrade(C)	0.00	0.00	103,847.00
10594	Transfer From Reserve	Airport Operations(O)	0.00	0.00	2,500,000.00
12804	Transfer From Reserve	Airport Terminal Building(C)	0.00	0.00	28,481.00
12932	Transfer From Reserve	Airport Operations - Replacement Toro Groundmaster 7200 M(C)	0.00	0.00	22,000.00
12941	Transfer From Reserve	Airport - Other Buildings(C)	0.00	0.00	5,000.00
14836	Transfer From Reserve	RFDS relocation(C)	0.00	0.00	177,515.00
14838	Transfer From Reserve	BMRAP - Apron Lighting(C)	0.00	0.00	65,000.00
14839	Transfer From Reserve	BMRAP - Apron CCTV(C)	0.00	0.00	50,000.00
14946	Transfer From Reserve	PERUZZO BULL SLASHER (C)	0.00	0.00	57,000.00
14949	Transfer From Reserve	KUBOTA MULE (C)	0.00	0.00	10,000.00
14951	Transfer From Reserve	1500L SELF BUNDED DIESEL FUEL TANK (C)	0.00	0.00	14,500.00
15060	Transfer From Reserve	BMRA MAGS Improvements (C)	0.00	0.00	17,000.00
15061	Transfer From Reserve	BMRA Gate 1 Replacement (C)	0.00	0.00	10,000.00
15062	Transfer From Reserve	BMRA GA Precinct Reseal (C)	0.00	0.00	218,810.00
15083	Transfer From Reserve	New Airport Manager Vehicle (C)	0.00	0.00	40,000.00
15086	Transfer From Reserve	SWDC Airport Development Business Case (O)	0.00	0.00	67,000.00
<i>Airport Infrastructure Renewal and Replacement Reserve Closing Balance</i>			(9,757,923.29)	(9,868,487.16)	(8,688,336.09)
<b><u>1070 - Airport Noise Mitigation Reserve</u></b>					
10904	Opening Balance	Other General Purpose Funding(O)	(661,139.59)	(661,139.59)	(661,139.59)
10904	Interest Earned	Other General Purpose Funding(O)	(5,126.45)	0.00	0.00
			0.00	0.00	0.00
10904	Transfer From Reserve	Other General Purpose Funding(O)	655,775.09	661,139.59	661,139.59
<i>Airport Noise Mitigation Reserve Closing Balance</i>			(10,490.95)	0.00	0.00
<b><u>1071 - LED Street Lighting Replacement Program Reserve</u></b>					
10904	Opening Balance	Other General Purpose Funding(O)	(32,227.51)	(32,227.51)	(32,227.51)
10904	Interest Earned	Other General Purpose Funding(O)	227.10	0.00	0.00
			0.00	0.00	0.00
10904	Transfer From Reserve	Other General Purpose Funding(O)	32,000.41	32,227.51	32,227.51
<i>LED Street Lighting Replacement Program Reserve Closing Balance</i>			0.00	0.00	0.00
<b><u>1072 - Lou Weston Oval Pavilion Reserve</u></b>					
10904	Opening Balance	Other General Purpose Funding(O)	(12,729.59)	(12,729.59)	(12,729.59)
10904	Interest Earned	Other General Purpose Funding(O)	94.67	0.00	0.00
			0.00	0.00	0.00
10904	Transfer From Reserve	Other General Purpose Funding(O)	12,634.92	12,729.59	12,729.59
<i>Lou Weston Oval Pavilion Reserve Closing Balance</i>			0.00	0.00	0.00
<b><u>1073 - Waterways Restoration Reserve</u></b>					
10904	Opening Balance	Other General Purpose Funding(O)	(10.00)	(10.00)	(10.00)
10904	Interest Earned	Other General Purpose Funding(O)	(131.88)	(1,011.84)	(6,071.00)
10904	Transfer To Reserve	Other General Purpose Funding(O)	(133,468.93)	(134,559.00)	(134,559.00)
12848	Transfer To Reserve	Vasse River - Ongoing Restoration of River Habitat(O)	(95,412.20)	(95,412.20)	(572,473.20)
12848	Transfer From Reserve	Vasse River - Ongoing Restoration of River Habitat(O)	0.00	0.00	572,473.00
<i>Waterways Restoration Reserve Closing Balance</i>			(229,023.01)	(230,993.04)	(140,640.20)
<b><u>1078 - Post Office Tea Rooms Reserve</u></b>					
10904	Opening Balance	Other General Purpose Funding(O)	(48,074.95)	(48,074.95)	(48,074.95)
10904	Interest Earned	Other General Purpose Funding(O)	(769.08)	(15.34)	(92.00)
10020	Transfer To Reserve	Art Geo Administration(O)	(3,035.84)	(3,035.84)	(18,215.00)
			0.00	0.00	0.00
<i>Post Office Tea Rooms Reserve Closing Balance</i>			(51,879.87)	(51,126.13)	(66,381.95)

## City of Busselton

## Reserve Movements

For Period Ended 31 August 2023

Project Number	Transaction Type	Project Description	YTD Actual	YTD Budget	Budget Original
<b><u>1079 - Peel Tce/Causeway Rd Building Reserve</u></b>					
10904	Opening Balance	Other General Purpose Funding(O)	(23,429.00)	(23,429.00)	(23,429.00)
			0.00	0.00	0.00
			0.00	0.00	0.00
10904	Transfer From Reserve	Other General Purpose Funding(O)	23,429.00	23,429.00	23,429.00
Peel Tce/Causeway Rd Building Reserve Closing Balance			0.00	0.00	0.00
Grand Total			(78,417,920.00)	(81,621,248.53)	(64,748,658.71)
Opening Balance			(78,138,181.57)	(78,138,181.57)	(78,138,181.57)
Interest Earned			(569,094.05)	(425,081.92)	(2,550,491.70)
Transfer To Reserve			(15,138,159.16)	(16,999,521.97)	(36,452,245.68)
Transfer From Reserve			15,427,514.78	13,941,536.93	52,392,260.24
Grand Total			(78,417,920.00)	(81,621,248.53)	(64,748,658.71)



**CITY OF BUSSETON - INVESTMENT PERFORMANCE REPORT**  
**For the month of August 2023**

11am Bank Account As at 31 August 2023

INSTITUTION	RATE	AMOUNT
ANZ 11am At Call Deposit	4.00%	\$ 15,700,000

Term Deposits - Miscellaneous Funds As at 31 August 2023

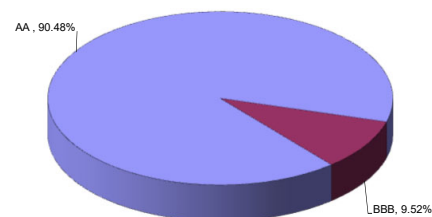
INSTITUTION	RATING	DAYS	MATURITY	RATE	AMOUNT
ANZ	AA	306	16-Feb-24	4.13%	\$ 3,500,000
WBC	AA	184	22-Jan-24	5.36%	\$ 1,500,000
WBC	AA	335	17-May-24	5.27%	\$ 1,500,000
Bendigo	BBB	366	22-Mar-24	4.50%	\$ 3,000,000
WBC	AA	245	06-Nov-23	4.84%	\$ 5,000,000
NAB	AA	301	15-Apr-24	5.45%	\$ 4,000,000
NAB	AA	179	22-Jan-24	5.45%	\$ 2,000,000
WBC	AA	244	24-Apr-24	4.91%	\$ 2,000,000
NAB	AA	182	12-Feb-24	5.15%	\$ 4,000,000
ANZ	AA	306	25-Jan-24	4.17%	\$ 3,000,000
ANZ	AA	305	25-Mar-24	4.56%	\$ 2,000,000
ANZ	AA	337	26-Feb-24	4.16%	\$ 4,000,000
WBC	AA	184	10-Jan-24	5.26%	\$ 4,000,000
NAB	AA	214	03-Oct-23	4.49%	\$ 3,000,000
NAB	AA	207	22-Dec-23	4.90%	\$ 3,000,000
NAB	AA	270	22-Apr-24	5.40%	\$ 4,000,000
ANZ	AA	244	10-Apr-24	4.95%	\$ 2,000,000
ANZ	AA	244	10-Mar-24	5.19%	\$ 3,000,000
CBA	AA	300	22-Feb-24	4.43%	\$ 5,000,000
BoQ/MeBank	BBB	365	23-Apr-24	4.75%	\$ 2,000,000
BoQ	BBB	366	02-May-24	4.55%	\$ 2,000,000
BoQ	BBB	366	30-May-24	4.95%	\$ 2,000,000
ANZ	AA	275	29-Apr-24	5.18%	\$ 4,000,000
CBA	AA	365	27-Jun-24	5.50%	\$ 3,000,000
WBC	AA	335	20-Mar-24	4.50%	\$ 4,000,000
WBC	AA	184	20-Nov-23	4.76%	\$ 4,000,000
WBC	AA	183	20-Dec-23	5.26%	\$ 4,000,000
CBA	AA	365	19-Jun-24	5.58%	\$ 5,000,000
CBA	AA	366	22-May-24	4.97%	\$ 5,000,000

Total of Term Deposits **94,500,000.00**

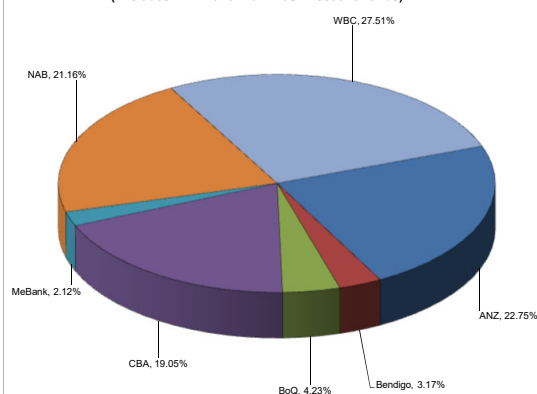
Weighted Average Annual Rate of Return **4.92%**

Investment Graphs

Summary of Term Deposits by S & P Rating  
(Excludes WATC and 11am Cash Account Funds)



Summary of Term Deposits by Institution  
(Excludes WATC and 11am Cash Account Funds)



Airport Redevelopment Funds As at 31 August 2023

WA Treasury Corp. - Overnight Cash Deposit Facility	4.05%	\$ 619,002
---	-------	------------

Total of Airport Redevelopment Funds - WATC \$ 619,002

Nil

Total of Airport Redevelopment Funds - Bank Term Deposits \$0

ANZ Cash Account	AA	NA	NA	4.00%	\$ 192,747
------------------	----	----	----	-------	------------

Total of Airport Redevelopment Funds - Other \$ 192,747

Total of Airport Redevelopment Funds \$ 811,750

(Note: Funds held with the WATC are in accordance with the Airport Redevelopment Funding Contract and the Foreshore Development Contract and are not held within the requirements of the City's Investment Policy 218)

SUMMARY OF ALL INVESTMENTS HELD As at 1 year ago As at 30 June 2023 As at 31 August 2023

11am Bank Account	\$ 7,000,000	\$ 16,500,000	\$ 15,700,000
11am Bank Account Interest - not yet fully processed	-\$ 7,229.45		
11am bank account - deposit not fully processed			\$ 4,000,000
Term Deposits - Misc. Funds	\$ 81,500,000	\$ 94,500,000	\$ 94,500,000
Term Deposit Interest - not yet fully processed	-\$ 69,491.00	\$ -	\$ -
Airport Redevelopment - WATC Deposits	\$ 1,642,737	\$ 614,859	\$ 619,002
Airport Redevelopment - ANZ Cash A/c	\$ 784,422	\$ 191,770	\$ 192,747
Total of all Investments Held	\$ 90,850,439	\$ 111,806,629	\$ 115,011,750

TOTAL INTEREST RECEIVED AND ACCRUED \$ 11,043 \$ 3,625,530 \$ 828,103

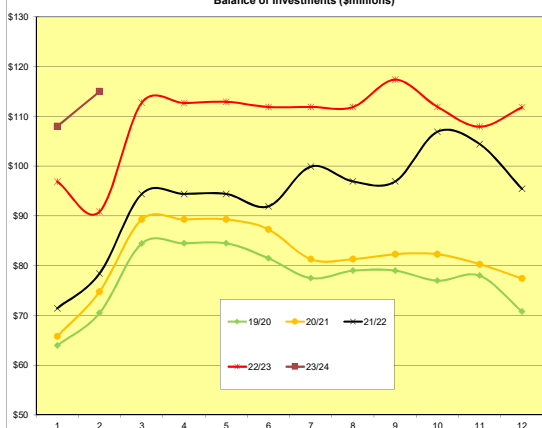
INTEREST BUDGET \$ 267,928 \$ 1,610,000 \$ 596,017

(Note: Interest figures relate to City general funds only and does not include interest allocated to specific areas such as the Airport Redevelopment)

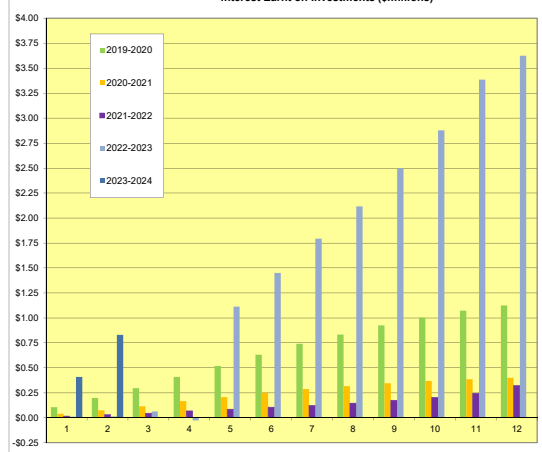
Statement of Compliance with Council's Investment Policy 218

1. All funds are to be invested within legislative limits.	Fully Compliant
2. All individual funds held within the portfolio are not to exceed a set percentage of the total portfolio value.	Fully Compliant
3. The amount invested based upon the Fund's Rating is not to exceed the set percentages of the total portfolio.	Fully Compliant
4. The amount invested based upon the Investment Horizon is not to exceed the set percentages of the total portfolio.	Fully Compliant

Balance of Investments (\$millions)



Interest Earned on Investments (\$millions)



**City of Busselton**  
**Loan Schedule - as at 31st August 2023**

Purpose	Loan Number	Institution	Budgeted Interest Rate	Term (Years)	Expiry	Actual Interest Rate	2023/24 Actual New Loans	2023/24 Actual Principal Repayments	2023/24 Actual Balance of Principal Owning	2023/24 Actual Interest Repayments	Budget Principal 1 July 2023	2023/24 Budget New Loans	2023/24 Budget Principal Repayments	Budget Principal Outstanding 30 June 2024	2023/24 Budget Interest Repayments
			%			%	\$	\$	\$	\$	\$	\$	\$	\$	\$
<b><u>Council Loans</u></b>															
<b>Governance</b>															
Civic and Administration Centre	207	WATC	4.51	20	Jun-34	4.51			11,784,637		11,784,637		847,578	10,937,059	517,286
<b>Recreation and Culture</b>															
Busselton Foreshore	204	WATC	4.36	15	Jun-29	4.36			529,104		529,104		78,907	450,197	21,790
GLC Extensions	205	WATC	3.92	10	Jun-24	3.92			142,648		142,648		142,648	-	3,512
Busselton Foreshore	209	WATC	3.45	12	Jun-27	3.45			2,491,572		2,491,572		590,179	1,901,393	80,879
Busselton Foreshore	211	WATC	2.55	8	Oct-24	2.55		100,047	509,881	3,888	609,928		404,029	205,899	11,710
Busselton Foreshore Jetty Precinct	215	WATC	3.25	10	Apr-28	3.25			1,350,529		1,350,529		252,977	1,097,552	41,853
Tennis Club Facility	216	WATC	3.25	10	Apr-28	3.25			1,485,581		1,485,581		278,274	1,207,307	46,039
Lot 10 Commonage Road	217	WATC	3.25	10	Apr-28	3.25			864,338		864,338		161,904	702,434	26,786
Busselton Tennis Club	218	WATC	2.21	10	Jun-29	2.21			785,242		785,242		123,770	661,472	16,333
BPACC	225	WATC	1.46	10	Dec-31	2.10			4,315,071		4,315,071		468,715	3,846,356	86,900
BPACC	226	WATC	2.02	15	Dec-36	2.39			4,576,387		4,576,387		290,922	4,285,465	106,580
BPACC	228	WATC	3.86	20	Jun-42	3.86			4,830,607		4,830,607		176,025	4,654,582	183,881
BPACC	229	WATC	3.77	17	Jun-39	3.77			4,785,749		4,785,749		222,438	4,563,311	177,199
BPACC	230	WATC	3.25	20	Dec-42	4.42			6,397,516		6,397,516		211,856	6,185,660	279,526
<b>Transport</b>															
Airport Jet A1 Installation	206	WATC	3.92	10	Jun-24	3.92			41,606		41,606		41,606	-	1,024
Airport Freight Hub Stage 1	219	WATC	2.21	10	Jun-29	2.21			929,726		929,726		146,544	783,182	19,339
Strategic Land Purchase	New	Unknown	4.29	10	New						-	1,750,000	106,946	1,643,054	55,137
<b>Other Property and Services</b>															
Lot 40 Vasse Highway	210	WATC	3.61	10	Dec-25	3.61			850,000		850,000			850,000	30,685
							-	100,047	46,670,197	3,888	46,770,244	1,750,000	4,545,318	43,974,925	1,706,459
<b><u>Self-Supporting Loans</u></b>															
<b>Recreation and Culture</b>															
Busselton Football and Sportsman's Club	208	WATC	2.93	10.25	Apr-25	2.93			6,564		6,564		3,234	3,330	157
Dunsborough and Districts Country Club	212	WATC	3.04	10	May-27	3.04			49,761		49,761		11,883	37,878	1,423
Geographe Bay Yacht Club	213	WATC	3.04	10	May-27	3.04			43,650		43,650		10,424	33,226	1,248
Dunsborough and Districts Country Club	214	WATC	3.19	10	Sep-27	3.19			53,822		53,822		11,307	42,515	1,627
Busselton Tennis Club	220	WATC	1.37	7	Sep-26	1.37			23,782		23,782		7,205	16,577	289
Busselton Hockey Club Stadium	221	WATC	1.31	10	Jun-30	1.31			32,158		32,158		4,416	27,742	400
Busselton Golf Club	222	WATC	1.45	10	Jun-31	1.45			89,256		89,256		10,600	78,656	1,238
Dunsborough Bay Yacht Club	223	WATC	2.77	5	Dec-26	1.57			17,704		17,704		4,960	12,744	248
Geographe Bay Yacht Club	224	WATC	2.77	10	Dec-31	2.42			43,246		43,246		4,639	38,607	1,004
MRBTA - Ancient Lands Discovery Park	227	WATC	2.77	10	Mar-32	2.77			1,111,965		1,111,965		113,910	998,055	29,639
Community Groups 23/24 \$250K	New	Unknown	3.00	10	New				-		-	250,000	10,804	239,196	3,710
							-	-	1,471,909	-	1,471,909	250,000	193,382	1,528,527	40,983
<b>Total - Council and Self-supporting Loans</b>															
							-	100,047	48,142,106	3,888	48,242,153	2,000,000	4,738,700	45,503,453	1,747,442

## 7. CONFIDENTIAL MATTERS

Nil

## 8. NEXT MEETING DATE

Wednesday 1 November 2023

## 9. CLOSURE

The meeting was closed at 10:30am.

The minutes of the Finance Committee Meeting held 4 October 2023 were confirmed as a true and correct record on

Date:

Presiding Member:

