



Finance Committee Agenda

25 November 2020

ALL INFORMATION AVAILABLE IN VARIOUS FORMATS ON REQUEST

city@busselton.wa.gov.au

CITY OF BUSSELTON

MEETING NOTICE AND AGENDA – 25 NOVEMBER 2020

TO: THE MAYOR AND COUNCILLORS

NOTICE is given that a meeting of the Finance Committee will be held in the Committee Room, Administration Building, Southern Drive, Busselton on Wednesday, 25 November 2020, commencing at 10.00am.

The attendance of Committee Members is respectfully requested.

DISCLAIMER

Statements or decisions made at Council meetings or briefings should not be relied on (or acted upon) by an applicant or any other person or entity until subsequent written notification has been given by or received from the City of Busselton. Without derogating from the generality of the above, approval of planning applications and building permits and acceptance of tenders and quotations will only become effective once written notice to that effect has been given to relevant parties. The City of Busselton expressly disclaims any liability for any loss arising from any person or body relying on any statement or decision made during a Council meeting or briefing.



MIKE ARCHER

CHIEF EXECUTIVE OFFICER

19 November 2020

CITY OF BUSSELTON

AGENDA FOR THE FINANCE COMMITTEE MEETING TO BE HELD ON 25 NOVEMBER 2020

TABLE OF CONTENTS

ITEM NO.	SUBJECT	PAGE NO.
1.	DECLARATION OF OPENING AND ANNOUNCEMENT OF VISITORS.....	4
2.	ATTENDANCE	4
3.	PUBLIC QUESTION TIME.....	4
4.	DISCLOSURE OF INTERESTS	4
5.	CONFIRMATION OF MINUTES	4
5.1	Minutes of the Finance Committee Meeting held 11 November 2020	4
6.	REPORTS	5
6.1	LIST OF PAYMENTS MADE - OCTOBER 2020.....	5
6.2	FINANCIAL ACTIVITY STATEMENTS - YEAR TO DATE AS AT 31 OCTOBER 2020.....	15
6.3	BUDGET AMENDMENT REQUEST / REVIEW - ENGINEERING AND WORKS SERVICES - NOVEMBER 2020	45
6.4	APPLICATION FOR RATE EXEMPTION - RELATIONSHIPS AUSTRALIA WA INC.	67
6.5	PROPOSED FINANCE COMMITTEE MEETING DATES 2021	75
7.	GENERAL DISCUSSION ITEMS	78
8.	NEXT MEETING DATE	78
9.	CLOSURE	78

1. **DECLARATION OF OPENING AND ANNOUNCEMENT OF VISITORS**

2. **ATTENDANCE**

Apologies

3. **PUBLIC QUESTION TIME**

4. **DISCLOSURE OF INTERESTS**

5. **CONFIRMATION OF MINUTES**



5.1 **Minutes of the Finance Committee Meeting held 11 November 2020**

RECOMMENDATION

That the Minutes of the Finance Committee Meeting held 11 November 2020 be confirmed as a true and correct record.

6. REPORTS

6.1 LIST OF PAYMENTS MADE - OCTOBER 2020

STRATEGIC GOAL	6. LEADERSHIP Visionary, collaborative, accountable
STRATEGIC OBJECTIVE	6.1 Governance systems, process and practices are responsible, ethical and transparent.
SUBJECT INDEX	Financial Operations
BUSINESS UNIT	Financial Services
REPORTING OFFICER	Manager Financial Services - Paul Sheridan
AUTHORISING OFFICER	Director Finance and Corporate Services - Tony Nottle
NATURE OF DECISION	Noting: the item does not require a decision of Council and is simply for information purposes and noting
VOTING REQUIREMENT	Simple Majority
ATTACHMENTS	Attachment A List of Payments October 2020  

OFFICER RECOMMENDATION

That the Council notes payment of voucher numbers M118335 – M118374, EF074591 – EF075127, T7531 – T7533, DD004286 – DD004319 together totalling \$7,343,005.77.

EXECUTIVE SUMMARY

This report provides details of payments made from the City's bank accounts for the month of October 2020, for noting by the Council and recording in the Council Minutes.

BACKGROUND

The *Local Government (Financial Management) Regulations 1996* (the Regulations) requires that when the Council has delegated authority to the Chief Executive Officer to make payments from the City's bank accounts, that a list of payments made is prepared each month for presentation to, and noting by, the Council.

OFFICER COMMENT

In accordance with regular custom, the list of payments made for the month of October 2020 is presented for information.

Statutory Environment

Section 6.10 of the *Local Government Act 1995* and more specifically Regulation 13 of the Regulations refer to the requirement for a listing of payments made each month to be presented to the Council.

Relevant Plans and Policies

There are no relevant plans or policies to consider in relation to this matter.

Financial Implications

There are no financial implications associated with the Officer Recommendation.

Stakeholder Consultation

No external stakeholder consultation was required or undertaken in relation to this matter.

Risk Assessment

An assessment of the potential implications of implementing the Officer Recommendation has been undertaken using the City's risk management framework, with risks assessed taking into account any controls already in place. No risks of a medium or greater level have been identified.

Options

Not applicable.

CONCLUSION

The list of payments made for the month of October 2020 is presented for information.

TIMELINE FOR IMPLEMENTATION OF OFFICER RECOMMENDATION

Not applicable.



LISTING OF PAYMENTS MADE
UNDER DELEGATED AUTHORITY
FOR THE MONTH OF OCTOBER 2020

MUNICIPAL ACCOUNT	CHEQUE # 118335 - 118374	\$ 169,199.65
ELECTRONIC TRANSFER PAYMENTS	EF074591 - EF075127	\$ 5,444,449.77
TRUST ACCOUNT	TRUST ACCOUNT # 7531 - 7533	\$ 18,981.69
INTERNAL PAYMENT VOUCHERS	DD4286 - DD4319	\$ 124,412.54
PAYROLL PAYMENTS	01.10.20 - 31.10.20	\$ 1,585,962.12
		\$ 7,343,005.77

CHEQUE PAYMENTS OCTOBER 2020				
DATE	REF #	NAME	DESCRIPTION	AMOUNT
12/10/2020	118346	ALISON CRABB	REFUND OF ANIMAL TRAP BOND	\$ 100.00
15/10/2020	118363	B BIGGS	CROSSOVER SUBSIDY PAYMENT	\$ 425.50
15/10/2020	118360	BIANCA COPE	CROSSOVER SUBSIDY PAYMENT	\$ 188.20
8/10/2020	118344	BIG PRAM WALK EVENT	DONATION	\$ 500.00
15/10/2020	118357	BUSSELTON PUBLIC LIBRARY - PETTY CASH	PETTY CASH REIMBURSEMENT	\$ 162.65
6/10/2020	118337	CALLOW'S CORNER NEWSAGENCY	STAFF SOCIAL CLUB - LOTTO	\$ 37.62
12/10/2020	118350	CANCELLED PAYMENT	CANCELLED PAYMENT	\$ -
12/10/2020	118351	CANCELLED PAYMENT	CANCELLED PAYMENT	\$ -
6/10/2020	118340	CAPEL TRANSPORT	COURIER SERVICES	\$ 525.04
22/10/2020	118371	CITY OF BUSSELTON	VARIOUS REIMBURSEMENTS	\$ 990.00
15/10/2020	118356	CITY OF BUSSELTON - PETTY CASH	PETTY CASH REIMBURSEMENT	\$ 545.20
14/10/2020	118355	COMMISSIONER OF STATE REVENUE	REFUND OF RATE OVERPAYMENT	\$ 1,168.89
15/10/2020	118368	DORAL MINERAL SANDS PTY LTD	REFUND OF RATE OVERPAYMENT	\$ 2,390.09
12/10/2020	118342	DUNSBOROUGH TAVERN	FUNCTION ROOM HIRE	\$ 1,294.00
14/10/2020	118353	FRED ROSE EXCAVATOR HIRE	EARTHMOVING - WASTE FACILITY & ROADWORKS	\$ 176.00
12/10/2020	118347	G KUHRER	REFUND OF ANIMAL TRAP BOND	\$ 100.00
12/10/2020	118345	GEOGRAPHE LEISURE CENTRE - PETTY CASH	PETTY CASH REIMBURSEMENT	\$ 185.40
15/10/2020	118365	H & B LULLIFITZ	CROSSOVER SUBSIDY PAYMENT	\$ 382.30
15/10/2020	118367	J TAYLOR & D COMMONS	CROSSOVER SUBSIDY PAYMENT	\$ 317.00
15/10/2020	118364	K & G O'BYRNE	CROSSOVER SUBSIDY PAYMENT	\$ 337.40
22/10/2020	118374	LANDGATE CUSTOMER ACCOUNT	LAND INFORMATION AND TITLE SEARCHES	\$ 356.40
15/10/2020	118359	M NEWLING	CROSSOVER SUBSIDY PAYMENT	\$ 167.90
22/10/2020	118373	MR A GUTHRIE	FIRE CONTROL OFFICER HONORARIUM	\$ 593.50
22/10/2020	118369	OSCAR NEGUS	FIRE OFFICER HONORARIUM	\$ 198.00
12/10/2020	118349	P CHANDLER	CROSSOVER SUBSIDY PAYMENT	\$ 303.50
8/10/2020	118341	PRIME URBAN UNIT TRUST	REFUND OF RATE OVERPAYMENT	\$ 8,543.09
15/10/2020	118362	R BATEMAN	CROSSOVER SUBSIDY PAYMENT	\$ 273.70
15/10/2020	118366	S STEPHENS	CROSSOVER SUBSIDY PAYMENT	\$ 310.20
6/10/2020	118336	SHIRE OF AUGUSTA MARGARET RIVER	COMMUNITY HALL HIRE	\$ 16,500.00
6/10/2020	118338	TELSTRA CORPORATION	COMMUNICATION SERVICES	\$ 18,936.27
22/10/2020	118372	TELSTRA CORPORATION	COMMUNICATION SERVICES	\$ 11,459.34
12/10/2020	118348	V & B SERAFINO	CROSSOVER SUBSIDY PAYMENT	\$ 166.10
15/10/2020	118358	VASSE ROYALS FOOTBALL CLUB	REFUND OF HALL & KEY DEPOSITS	\$ 1,000.00
14/10/2020	118354	VERGE & CROSSOVER BONDS	CROSSOVER SUBSIDY PAYMENT	\$ 728.90
15/10/2020	118361	W & I BUSZAN	CROSSOVER SUBSIDY PAYMENT	\$ 222.10
6/10/2020	118335	WA STRATA MANAGEMENT	STRATA LEVY FEES & WATER CONSUMPTION	\$ 1,659.86
22/10/2020	118370	WA STRATA MANAGEMENT	STRATA LEVY FEES & WATER CONSUMPTION	\$ 8,181.80
13/10/2020	118339	WATER CORPORATION	WATER SERVICES	\$ -
14/10/2020	118352	WATER CORPORATION	WATER SERVICES	\$ 89,173.70
8/10/2020	118343	WEEKEND WORKSHOP WOOD TURNER EVENT	DONATION	\$ 600.00
				\$ 169,199.65

EFT PAYMENTS OCTOBER 2020				
DATE	REF #	NAME	DESCRIPTION	AMOUNT
16/10/2020	74840	ABEC ENVIRONMENTAL CONSULTING PTY LTD	ENVIRONMENTAL CONSULTING	\$ 8,580.00
7/10/2020	74712	AC FORSTER & SON	PLUMBING SERVICES	\$ 679.00
22/10/2020	75058	AC FORSTER & SON	PLUMBING SERVICES	\$ 129.00
7/10/2020	74731	ACTIV FOUNDATION INC	MAINTENANCE SERVICES	\$ 80.00
16/10/2020	74931	ACTIV FOUNDATION INC	MAINTENANCE SERVICES	\$ 38,667.69
22/10/2020	75069	ACTIV FOUNDATION INC	MAINTENANCE SERVICES	\$ 13,426.05
7/10/2020	74666	ADAM DAVEY CONSULTING	TURF CONSULTANT	\$ 6,600.00
22/10/2020	75042	ADAM DAVEY CONSULTING	TURF CONSULTANT	\$ 3,186.29
7/10/2020	74667	ADVAM PTY LTD	AIRPORT CARPARK CREDIT CARD TRANSACTIONS	\$ 359.57
7/10/2020	74650	ADVANCED SEALING TRUST	MAINTENANCE SERVICES	\$ 478.51
7/10/2020	74660	AERODROME MANAGEMENT SERVICES PTY LTD	AIR SERVICES	\$ 99.00
7/10/2020	74681	AFGR EQUIPMENT	MACHINERY EQUIPMENT PARTS AND SERVICE	\$ 416.89
16/10/2020	74908	ALICIA HODGSON	BOND REFUND	\$ 1,000.00
7/10/2020	74639	ALINTA ENERGY	GAS SERVICES	\$ 43.45
30/10/2020	75105	ALL SEA CHARTERS	ECONOMIC AND COMMUNITY SUPPORT GRANT	\$ 1,500.00
7/10/2020	74600	ALLMARK & ASSOCIATES PTY LTD	PARKING REQUIREMENTS	\$ 577.50
7/10/2020	74655	ALPINE LAUNDRY PTY LTD	COMMERCIAL LAUNDRY	\$ 32.75
7/10/2020	74704	AMANDA WHITELAND	REFUND OF ANIMAL REGISTRATION	\$ 30.00
16/10/2020	74888	AMGROW AUSTRALIA PTY LTD	NURSERY SERVICES	\$ 4,950.00
16/10/2020	74978	AMY BRUCE	GLC REFUND	\$ 215.00
16/10/2020	74904	AMY LEO-SMITH	BTTP REFUND	\$ 62.00
30/10/2020	75092	ANGELA GRIFFIN	STAFF REIMBURSEMENT	\$ 156.30
22/10/2020	75016	ANN STRANG	STAFF REIMBURSEMENT	\$ 42.50
16/10/2020	74813	ANNA FOLEY	WELLNESS SERVICES	\$ 1,350.00
7/10/2020	74683	AQUATIC RECREATION GROUP WESTERN AUSTRALIA	TRAINING AND PROFESSIONAL DEVELOPMENT	\$ 865.00
7/10/2020	74601	ARBOR GUY	TREE MAINTENANCE SERVICES	\$ 24,517.34
22/10/2020	75004	ARBOR GUY	TREE MAINTENANCE SERVICES	\$ 6,369.66
22/10/2020	75025	ARM SECURITY SYSTEMS	SECURITY SYSTEMS SUPPLY AND MONITORING	\$ 128.70

6.1

Attachment A

List of Payments October 2020

DATE	REF #	NAME	DESCRIPTION	AMOUNT
16/10/2020	74973	ASCENT ENGINEERING PTY LTD	ENGINEERING SERVICES	\$ 21,664.50
16/10/2020	74880	ATLAS LINEN SERVICES	RENTAL LINEN	\$ 664.95
22/10/2020	75051	ATLAS LINEN SERVICES	RENTAL LINEN	\$ 181.78
7/10/2020	74678	AUSSIE BROADBAND PTY LTD	NBN BROADBAND	\$ 2,345.30
30/10/2020	75118	AUSTRALIA POST	POSTAL SERVICE	\$ 5,608.97
8/10/2020	74779	AUSTRALIAN SERVICES UNION	UNION FEES	\$ 25.90
22/10/2020	74993	AUSTRALIAN SERVICES UNION	UNION FEES	\$ 25.90
8/10/2020	74778	AUSTRALIAN TAXATION OFFICE	PAYG TAXATION	\$ 246,034.00
22/10/2020	74992	AUSTRALIAN TAXATION OFFICE	PAYG TAXATION	\$ 247,045.00
7/10/2020	74686	AV TRUCK SERVICES PTY LTD	VEHICLE PARTS & MAINTENANCE	\$ 86.37
16/10/2020	74824	AZILITY	IT SOFTWARE	\$ 988.90
7/10/2020	74737	B & B STREET SWEEPING	STREET SWEEPING SERVICE	\$ 3,732.75
16/10/2020	74895	BARBARA WEEKS	WORKSHOP FEE	\$ 60.00
7/10/2020	74633	BARRY ALLEN ELECTRICAL SERVICES PTY LTD	ELECTRICAL SERVICES	\$ 6,823.85
7/10/2020	74730	BAY SIGNS	SIGNAGE SERVICES	\$ 234.00
16/10/2020	74930	BAY SIGNS	SIGNAGE SERVICES	\$ 3,800.00
7/10/2020	74621	BCP CIVIL & PLANT	EXCAVATOR & PLANT HIRE - VARIOUS WORKS	\$ 3,960.00
22/10/2020	75012	BCP CIVIL & PLANT	EXCAVATOR & PLANT HIRE - VARIOUS WORKS	\$ 9,530.07
22/10/2020	75017	BCP CONTRACTORS PTY LTD	EARTHWORKS	\$ 80,110.00
30/10/2020	75099	BELLROCK CLEANING SERVICES PTY LTD	CLEANING SERVICES	\$ 29,183.95
7/10/2020	74744	BENARA NURSERY	NURSERY SUPPLIES	\$ 3,746.62
22/10/2020	75074	BENARA NURSERY	NURSERY SUPPLIES	\$ 2,232.12
16/10/2020	74912	BETHANY HOUSE OF BLESSING	BOND REFUND	\$ 200.00
30/10/2020	75109	BEVERLEY ABEL	ANIMAL REGISTRATION REFUND	\$ 42.50
16/10/2020	74803	BIGMATE MONITORING SERVICES PTY LTD	MONITORING SERVICES	\$ 594.00
22/10/2020	75052	BISTRO BRETON	COFFEE WORKSHOPS AND CATERING	\$ 1,200.00
7/10/2020	74729	BLACKWOODS	FLEET CONSUMABLES & MAINTENANCE PARTS	\$ 58.52
16/10/2020	74928	BLACKWOODS	FLEET CONSUMABLES & MAINTENANCE PARTS	\$ 346.21
7/10/2020	74709	BOC GASES AUSTRALIA LTD	GAS SERVICES	\$ 3,540.72
30/10/2020	75117	BOC GASES AUSTRALIA LTD	GAS SERVICES	\$ 561.08
7/10/2020	74599	BOYANUP BOTANICAL	NURSERY SERVICES	\$ 1,155.00
16/10/2020	74896	BRETT MILLS	BOND REFUND	\$ 100.00
22/10/2020	75053	BRETT TITTERTON ELECTRICAL AND AIR CONDITIONING	ELECTRICAL SERVICES	\$ 532.55
7/10/2020	74688	BRIAN EDWARD INGRAM	CARPENTRY SERVICES	\$ -
16/10/2020	74875	BRIAN EDWARD INGRAM	CARPENTRY SERVICES	\$ 5,650.00
20/10/2020	74985	BRIAN EDWARD INGRAM	CARPENTRY SERVICES	\$ -
16/10/2020	74808	BRIDGESTONE	TYRE SERVICES	\$ 229.24
22/10/2020	75009	BRIDGESTONE	TYRE SERVICES	\$ 80.30
7/10/2020	74758	BSA ADVANCED PROPERTY SOLUTIONS	AIR CONDITIONING SERVICES	\$ 1,311.31
16/10/2020	74939	BSEWA	ELECTRICAL SERVICES	\$ 264.10
7/10/2020	74716	BUCHER MUNICIPAL PTY LTD	ENGINEERING - PLANT SPARES & SERVICING	\$ 165.73
16/10/2020	74919	BUCHER MUNICIPAL PTY LTD	ENGINEERING - PLANT SPARES & SERVICING	\$ 3,928.63
7/10/2020	74741	BUNNINGS BUILDING SUPPLIES	HARDWARE SUPPLIES	\$ 1,053.32
16/10/2020	74942	BUNNINGS BUILDING SUPPLIES	HARDWARE SUPPLIES	\$ 459.98
22/10/2020	75073	BUNNINGS BUILDING SUPPLIES	HARDWARE SUPPLIES	\$ 113.98
7/10/2020	74734	BUSSELTON BUILDING PRODUCTS	BUILDING PRODUCT SUPPLIER	\$ 894.74
16/10/2020	74935	BUSSELTON BUILDING PRODUCTS	BUILDING PRODUCT SUPPLIER	\$ 203.63
22/10/2020	75071	BUSSELTON BUILDING PRODUCTS	BUILDING PRODUCT SUPPLIER	\$ 245.31
30/10/2020	75104	BUSSELTON DUNSBOROUGH MAIL	ADVERTISING SERVICES	\$ 5,192.34
7/10/2020	74751	BUSSELTON FOOTBALL & SPORTSMAN CLUB	ELECTRICITY REIMBURSEMENT	\$ 239.66
16/10/2020	74805	BUSSELTON LOCKSMITH	SECURITY SUPPLIES	\$ 797.50
16/10/2020	74924	BUSSELTON MOTORS (MITSUBISHI/MAZDA)	VEHICLE PURCHASES / SERVICES / PARTS	\$ 405.00
7/10/2020	74679	BUSSELTON MUSIC	AUDIO EQUIPMENT AND ACCESSORIES	\$ 930.00
7/10/2020	74732	BUSSELTON PEST & WEED CONTROL	PEST CONTROL SERVICES	\$ 9,047.94
16/10/2020	74932	BUSSELTON PEST & WEED CONTROL	PEST CONTROL SERVICES	\$ 5,546.20
22/10/2020	75070	BUSSELTON PEST & WEED CONTROL	PEST CONTROL SERVICES	\$ 587.40
16/10/2020	74946	BUSSELTON REFRIGERATION & AIRCONDITIONING	REFRIGERATION/AIR CONDITIONING SERVICES	\$ 660.00
22/10/2020	75075	BUSSELTON REFRIGERATION & AIRCONDITIONING	REFRIGERATION/AIR CONDITIONING SERVICES	\$ 1,815.00
7/10/2020	74722	BUSSELTON RETRAVISION	ELECTRICAL SERVICES	\$ 298.00
22/10/2020	75066	BUSSELTON SENIOR CITIZENS CENTRE	QUARTERLY DONATION PAYMENT	\$ 24,406.25
16/10/2020	74933	BUSSELTON TENNIS CLUB	TENNIS CLUB RELOCATION	\$ 2,200.00
7/10/2020	74708	BUSSELTON TOYOTA	VEHICLE PURCHASES / SERVICES / PARTS	\$ 396.30
16/10/2020	74915	BUSSELTON TOYOTA	VEHICLE PURCHASES / SERVICES / PARTS	\$ 321.85
7/10/2020	74665	CAMPBELLS	GLC KIOSK PURCHASES	\$ 228.28
22/10/2020	75040	CAMPBELLS	GLC KIOSK PURCHASES	\$ 216.31
16/10/2020	74857	CAPE CONTAINERS	STORAGE AND EQUIPMENT HIRE	\$ 935.00
7/10/2020	74770	CAPE RURAL CONTRACTING	FIRE CONTROL SERVICES	\$ 165.00
16/10/2020	74968	CAPE RURAL CONTRACTING	FIRE CONTROL SERVICES	\$ 297.00
22/10/2020	75084	CAPE RURAL CONTRACTING	FIRE CONTROL SERVICES	\$ 2,376.00
30/10/2020	75122	CARDNO (WA) PTY LTD	CONSULTANCY SERVICES	\$ 6,435.00
16/10/2020	74894	CAROL KING	BOND REFUND	\$ 100.00
16/10/2020	74883	CAROL MULHEARN	ART SALES	\$ 80.50
7/10/2020	74698	CARRAMAR COASTAL NURSERY	NURSERY SUPPLIES	\$ 2,590.50
7/10/2020	74645	CATALYSE PTY LTD	COMMUNITY SURVEY SERVICES	\$ 8,525.00
7/10/2020	74671	CB TRAFFIC SOLUTIONS PTY LTD	TRAFFIC MANAGEMENT SERVICES	\$ 1,326.60
22/10/2020	75044	CB TRAFFIC SOLUTIONS PTY LTD	TRAFFIC MANAGEMENT SERVICES	\$ 14,561.97
16/10/2020	74943	CEMETERIES & CREMATORIA ASSOCIATION OF WA INC.	MEMBERSHIP	\$ 125.00
16/10/2020	74870	CHLOE ABLA STUDIOS	ART SALES	\$ 87.50
16/10/2020	74866	CHOICECHEM	BITUMEN REMOVER	\$ 2,304.23
16/10/2020	74799	CHRIS PAYNE	BUSHFIRE OFFICER HONORARIUM	\$ 198.00
16/10/2020	74820	CHRIS SHEEDY PANEL & PAINT	PANEL REPAIRS & REPLACEMENT	\$ 1,268.00
16/10/2020	74872	CHRISSEA DESIGNS	ART SALES	\$ 66.50
16/10/2020	74886	CHRISTINE CRESSWELL	ART SALES	\$ 8.40
16/10/2020	74842	CHRISTINE SEATORY	ART SALES	\$ 144.90
7/10/2020	74747	CHUBB FIRE & SECURITY PTY LTD	FIRE EQUIPMENT SERVICES	\$ 674.76
16/10/2020	74948	CHUBB FIRE & SECURITY PTY LTD	FIRE EQUIPMENT SERVICES	\$ 298.33
7/10/2020	74763	CITY AND REGIONAL FUELS	FUEL SERVICES	\$ 1,995.42
26/10/2020	75087	CITY AND REGIONAL FUELS	FUEL SERVICES	\$ 2,460.52
8/10/2020	74776	CITY OF BUSSELTON CHRISTMAS CLUB	PAYROLL DEDUCTIONS	\$ 3,212.18
22/10/2020	74990	CITY OF BUSSELTON CHRISTMAS CLUB	PAYROLL DEDUCTIONS	\$ 3,252.18
8/10/2020	74781	CITY OF BUSSELTON PAYROLL	PAYROLL DEDUCTIONS REALLOCATION	\$ 4,939.64
22/10/2020	74995	CITY OF BUSSELTON PAYROLL	PAYROLL DEDUCTIONS REALLOCATION	\$ 5,775.75
8/10/2020	74777	CITY OF BUSSELTON STAFF LOTTO	STAFF LOTTO	\$ 266.00
22/10/2020	74991	CITY OF BUSSELTON STAFF LOTTO	STAFF LOTTO	\$ 266.00

DATE	REF #	NAME	DESCRIPTION	AMOUNT
8/10/2020	74783	CITY OF BUSSELTON-SOCIAL CLUB	SOCIAL CLUB REIMBURSEMENT	\$ 218.00
22/10/2020	74997	CITY OF BUSSELTON-SOCIAL CLUB	SOCIAL CLUB REIMBURSEMENT	\$ 220.00
7/10/2020	74710	CID EQUIPMENT PTY LTD	PLANT PURCHASES / SERVICES / PARTS	\$ 436.05
7/10/2020	74754	CLEANAWAY	WASTE MANAGEMENT SERVICES	\$ 4,614.28
16/10/2020	74954	CLEANAWAY	WASTE MANAGEMENT SERVICES	\$ 83.16
22/10/2020	75079	CLEANAWAY	WASTE MANAGEMENT SERVICES	\$ 44,000.00
30/10/2020	75123	CLEANAWAY	WASTE MANAGEMENT SERVICES	\$ 267,246.28
7/10/2020	74721	CLEANAWAY EQUIPMENT SERVICES	MAINTENANCE PARTS WASHER	\$ 965.80
7/10/2020	74643	CLEANAWAY SOLID WASTE PTY LTD	WASTE DISPOSAL SERVICES	\$ 17,299.28
22/10/2020	75024	CLEANAWAY SOLID WASTE PTY LTD	WASTE DISPOSAL SERVICES	\$ 23,878.93
7/10/2020	74595	CLEVERPATCH	VACATION CARE SUPPLIES	\$ 375.84
7/10/2020	74759	COCA COLA - AMATIL PTY LTD	GLC KIOSK PURCHASES	\$ 709.55
7/10/2020	74748	COLES	COUNCIL & STAFF REFRESHMENTS	\$ 1,536.44
16/10/2020	74950	COLES	COUNCIL & STAFF REFRESHMENTS	\$ 1,332.76
30/10/2020	75121	COLES	COUNCIL & STAFF REFRESHMENTS	\$ 768.73
7/10/2020	74625	COLES.COM.AU	COUNCIL & STAFF REFRESHMENTS	\$ 710.92
16/10/2020	74829	COLES.COM.AU	COUNCIL & STAFF REFRESHMENTS	\$ 435.02
22/10/2020	75015	COLES.COM.AU	COUNCIL & STAFF REFRESHMENTS	\$ 213.90
7/10/2020	74701	COLLEEN NEVILLE	BOND REFUND	\$ 100.00
7/10/2020	74598	COMBINED TEAM SERVICES	TRAINING SERVICES	\$ 995.00
22/10/2020	75018	COMMERCIAL TURF SERVICES	LAWN MOWER MECHANICAL SERVICES	\$ 550.00
7/10/2020	74642	CORSIGN WA PTY LTD	SIGNAGE AND TRAFFIC ACCESSORIES	\$ 1,654.40
7/10/2020	74596	CR. G HENLEY	COUNCILLOR PAYMENT	\$ 10,308.25
16/10/2020	74789	CR. G HENLEY	COUNCILLOR PAYMENT	\$ 130.20
7/10/2020	74687	CR. J BARRETT-LENNARD	COUNCILLOR PAYMENT	\$ 2,746.03
16/10/2020	74874	CR. J BARRETT-LENNARD	COUNCILLOR PAYMENT	\$ 515.31
7/10/2020	74653	CR. K HICK	COUNCILLOR PAYMENT	\$ 4,392.50
16/10/2020	74851	CR. K HICK	COUNCILLOR PAYMENT	\$ 643.94
7/10/2020	74689	CR. KATHERINE COX	COUNCILLOR PAYMENT	\$ 2,746.03
16/10/2020	74876	CR. KATHERINE COX	COUNCILLOR PAYMENT	\$ 185.00
7/10/2020	74652	CR. L MILES	COUNCILLOR PAYMENT	\$ 2,746.03
19/10/2020	74984	CR. L MILES	COUNCILLOR PAYMENT	\$ 556.85
7/10/2020	74632	CR. P CARTER	COUNCILLOR PAYMENT	\$ 2,746.03
7/10/2020	74692	CR. P CRONIN	COUNCILLOR PAYMENT	\$ 2,746.03
16/10/2020	74877	CR. P CRONIN	COUNCILLOR PAYMENT	\$ 1,167.50
7/10/2020	74631	CR. R PAINE	COUNCILLOR PAYMENT	\$ 2,746.03
7/10/2020	74685	CR. SUSAN RICCELLI	COUNCILLOR PAYMENT	\$ 2,746.03
7/10/2020	74611	CRANEFORD PLUMBING PTY LTD	PLUMBING SERVICES	\$ 5,315.15
16/10/2020	74816	CRANEFORD PLUMBING PTY LTD	PLUMBING SERVICES	\$ 696.89
16/10/2020	74958	CROSS SECURITY SERVICES	SECURITY SERVICES	\$ 2,835.12
16/10/2020	74867	CS LEGAL - CLOISTERS SQUARE	LEGAL RECOVERY ON RATING DEBTS	\$ 400.00
16/10/2020	74828	CYNTHIA DIX	ART SALES	\$ 543.78
16/10/2020	74957	D & K BULL	BOND REFUND	\$ 422.75
7/10/2020	74622	D MCKENZIE T/A LITORIA ECOSERVICES	CONSULTANCY SERVICES	\$ 2,596.00
22/10/2020	75013	D MCKENZIE T/A LITORIA ECOSERVICES	CONSULTANCY SERVICES	\$ 231.00
16/10/2020	74788	DANTERR AGENCIES	MAINTENANCE SERVICES	\$ 1,408.00
7/10/2020	74711	DAVID GRAY & CO	GARBAGE BINS & PARTS SUPPLIER	\$ -
20/10/2020	74987	DAVID GRAY & CO	GARBAGE BINS & PARTS SUPPLIER	\$ -
7/10/2020	74746	DAVID MILDOWATERS ELECTRICAL	MAINTENANCE SERVICES	\$ 4,910.15
22/10/2020	75076	DAVID MILDOWATERS ELECTRICAL	MAINTENANCE SERVICES	\$ 305.58
30/10/2020	75120	DAVID MILDOWATERS ELECTRICAL	MAINTENANCE SERVICES	\$ 8,497.48
16/10/2020	74938	DEPARTMENT OF FIRE AND EMERGENCY SERVICES	FIRE AND EMERGENCY SERVICES LEVY (ESL)	\$ 763,008.61
30/10/2020	75119	DEPARTMENT OF FIRE AND EMERGENCY SERVICES	FIRE AND EMERGENCY SERVICES	\$ 27,928.08
16/10/2020	74838	DEPARTMENT OF PLANNING, LANDS AND HERITAGE	LEASE AGREEMENT	\$ 550.00
16/10/2020	74787	DEPARTMENT OF PREMIER & CABINET STATE LAW PUBLISHER	LEGAL PUBLICATIONS	\$ 674.88
22/10/2020	75007	DEPARTMENT OF TRANSPORT	VEHICLE OWNERSHIP SEARCHES	\$ 166.60
7/10/2020	74647	DEPARTMENT OF WATER AND ENVIRONMENTAL REGULATION	ENVIRONMENTAL SERVICES	\$ 1,624.00
8/10/2020	74782	DEPUTY CHILD SUPPORT REGISTRAR	SALARY DEDUCTIONS	\$ 834.57
22/10/2020	74996	DEPUTY CHILD SUPPORT REGISTRAR	SALARY DEDUCTIONS	\$ 834.57
7/10/2020	74654	DORSOGNA LIMITED	ICE CREAM AND SMALL GOODS	\$ 857.86
22/10/2020	75023	DOUTH CONTRACTING	PROPERTY & GARDEN MAINTENANCE	\$ 1,501.74
7/10/2020	74752	DUNSBOROUGH & DISTRICTS PROGRESS ASSOC INC.	EVENT SPONSORSHIP	\$ 45,166.00
7/10/2020	74726	DUNSBOROUGH BOBCAT SERVICE	EARTHMOVING - BOBCAT HIRE	\$ 5,610.00
22/10/2020	75063	DUNSBOROUGH BOBCAT SERVICE	EARTHMOVING - BOBCAT HIRE	\$ 2,035.00
16/10/2020	74854	DUNSBOROUGH CONCRETE	CONCRETE SUPPLIES	\$ 51,563.60
16/10/2020	74909	DUNSBOROUGH LAKES GOLF CLUB INC	HEALTH REFUND	\$ 215.00
7/10/2020	74749	EBSCO INFORMATION SERVICES AUSTRALIA	MAGAZINE SUPPLIER	\$ 3,402.35
16/10/2020	74951	EBSCO INFORMATION SERVICES AUSTRALIA	MAGAZINE SUPPLIER	\$ 6,866.80
7/10/2020	74659	EIS CONTROL PTY LTD	ELECTRICAL SERVICES	\$ 1,244.16
16/10/2020	74858	EIS CONTROL PTY LTD	ELECTRICAL SERVICES	\$ 729.91
22/10/2020	75037	EIS CONTROL PTY LTD	ELECTRICAL SERVICES	\$ 2,057.00
16/10/2020	74844	ELAMOORE NATURAL SOAPS & COSMETICS PTY LTD	ART SALES	\$ 27.30
16/10/2020	74918	ELECTRICAL DISTRIBUTORS OF WA PTY LTD	ELECTRICAL SERVICES	\$ 75.24
16/10/2020	74862	ELIZABETH BINT	ART SALES	\$ 147.00
16/10/2020	74802	ELIZABETH ROYCE	ART SALES	\$ 554.40
7/10/2020	74743	ELLENBY TREE FARM PTY LTD	NURSERY SUPPLIES	\$ 627.00
16/10/2020	74944	ELLENBY TREE FARM PTY LTD	NURSERY SUPPLIES	\$ 5,962.00
22/10/2020	75072	ELLIOTTS SMALL ENGINES	PLANT PURCHASES / SERVICES / PARTS	\$ 2,314.05
30/10/2020	75116	ELOISA PICKERILL	BOND REFUND	\$ 100.00
22/10/2020	75005	EMERGE ASSOCIATES	LANDSCAPE ARCHITECTURAL SERVICES	\$ 7,932.65
7/10/2020	74609	ENVIRONEX INTERNATIONAL PTY LTD	POOL CHEMICALS FOR GLC	\$ 1,791.83
16/10/2020	74812	ENVIRONEX INTERNATIONAL PTY LTD	POOL CHEMICALS FOR GLC	\$ 700.26
7/10/2020	74742	EQUINOX CAFE	CATERING	\$ 280.00
7/10/2020	74627	EVERETT'S HOME AND YARD MAINTENANCE	MAINTENANCE SERVICES	\$ 1,997.20
7/10/2020	74755	EVERYDAY POTTED PLANTS	NURSERY SERVICES	\$ 3,606.90
16/10/2020	74955	EVERYDAY POTTED PLANTS	NURSERY SERVICES	\$ 1,856.42
16/10/2020	74856	FAT DUCK CYCLES & ESPRESSO BAR	CYCLING ACCESSORIES	\$ 160.00
16/10/2020	74916	FENNESSY'S	VEHICLE PURCHASES / SERVICES / PARTS	\$ 312.55
30/10/2020	75106	FLAMETREE WINES	ECONOMIC AND COMMUNITY GRANT	\$ 3,000.00
22/10/2020	75059	FORPARK AUSTRALIA	PARK FURNITURE SUPPLIER	\$ 858.88
16/10/2020	74914	FRALOC PTY LTD	RATE REFUND	\$ 598.40
7/10/2020	74649	FRESH AS	REFRESHMENTS	\$ 205.15
22/10/2020	75031	FRESH AS	REFRESHMENTS	\$ 158.25
16/10/2020	74831	FRONTLINE FIRE & RESCUE EQUIPMENT	EMERGENCY RESPONSE EQUIPMENT	\$ 1,856.16

DATE	REF #	NAME	DESCRIPTION	AMOUNT
7/10/2020	74713	FTE ENGINEERING	MAINTENANCE SERVICES	\$ 5,148.00
22/10/2020	75027	FYFE PTY LTD	CONTAMINATED LAND AUDITOR SERVICES	\$ 9,025.50
16/10/2020	74959	GANNAWAYS CHARTER AND TOURS	BUS HIRE SERVICE	\$ 930.00
30/10/2020	75127	GARY LEIGH	STAFF REIMBURSEMENT	\$ 230.98
16/10/2020	74793	GASTECH AUSTRALIA PTY LTD	SERVICE DETECTOR SUPPLIES	\$ 176.00
22/10/2020	75048	GEO ORGANICS	FRUIT AND VEGETABLES	\$ 650.00
16/10/2020	74845	GEOBOX PTY LTD	VEHICLE CAMERAS	\$ 1,168.20
22/10/2020	75030	GEOBOX PTY LTD	VEHICLE CAMERAS	\$ 264.00
22/10/2020	75026	GEOGRAPHE ELECTRICAL & COMMUNICATIONS GEC	ELECTRICAL SERVICES	\$ 770.00
16/10/2020	74811	GEOGRAPHE FORD	VEHICLE PURCHASES / SERVICES / PARTS	\$ 420.00
7/10/2020	74720	GEOGRAPHE PETROLEUM	FUEL SERVICES	\$ 18,596.32
7/10/2020	74761	GEOGRAPHE SAWS AND MOWERS	PLANT PURCHASES / SERVICES / PARTS	\$ 498.00
16/10/2020	74963	GEOGRAPHE SAWS AND MOWERS	PLANT PURCHASES / SERVICES / PARTS	\$ 1,541.00
7/10/2020	74714	GEOGRAPHE TIMBER & HARDWARE	HARDWARE SUPPLIES	\$ 384.74
16/10/2020	74917	GEOGRAPHE TIMBER & HARDWARE	HARDWARE SUPPLIES	\$ 624.30
16/10/2020	74952	GISSA	CONSULTANCY SERVICES	\$ 3,637.70
7/10/2020	74638	GLOBAL SYNTHETICS PTY LTD	GEOTEXTILES AND GABIONS	\$ 4,900.50
16/10/2020	74819	GRACE RECORDS MANAGEMENT (AUSTRALIA) PTY LTD	STORAGE SERVICES	\$ 214.41
16/10/2020	74961	GRASSIAS TURF MANAGEMENT	CRICKET PITCH MANAGEMENT SERVICES	\$ 3,900.00
7/10/2020	74766	GUMPTION PTY LTD	ADVERTISING SERVICES	\$ 375.00
16/10/2020	74921	HANSON CONST. MATERIALS PTY LTD	CONCRETE SERVICES	\$ 7,972.58
26/10/2020	75086	HANSON CONST. MATERIALS PTY LTD	CONCRETE SERVICES	\$ 4,545.02
16/10/2020	74881	HAPPINESS CO	WORKSHOP HAPPINESS PROGRAM	\$ 2,475.00
16/10/2020	74884	HAPPS POTTERY	ART SALES	\$ 114.10
29/10/2020	75034	HARVEY NORMAN FURNITURE BUSSELTON	FURNITURE	\$ -
16/10/2020	74852	HELEN READING	ART SALES	\$ 11.20
16/10/2020	74962	HERBERT SMITH FREEHILLS	LEGAL SERVICES	\$ 739.20
7/10/2020	74771	HIP POCKET WORK WEAR AND SAFETY	UNIFORMS & PROTECTIVE CLOTHING	\$ 368.20
16/10/2020	74882	HOUSE OF CARDS	ECONOMIC AND COMMUNITY GRANT	\$ 2,200.00
22/10/2020	75050	ICEQUEEN ICE-CREAM	MOBILE ICE-CREAM VAN SERVICES	\$ 136.50
7/10/2020	74682	IMAGE BOLLARDS PTY LTD	FOOTPATH MAINTENANCE	\$ 1,760.00
16/10/2020	74836	IMAGE ON LINE	MARKETING	\$ 261.25
16/10/2020	74976	INDUSTRIAL ROADPAVERS (WA) PTY LTD	CIVIL AND LANDSCAPING WORKS	\$ 196,931.20
7/10/2020	74756	INNOVEST CONSTRUCTION	CONSTRUCTION SERVICES	\$ 4,580.00
30/10/2020	75124	INNOVEST CONSTRUCTION	CONSTRUCTION SERVICES	\$ 1,742.40
22/10/2020	75056	INSTANT TRANSPORTABLE OFFICES PTY LTD	TRANSPORTABLE ABLUTIONS	\$ 17,268.73
7/10/2020	74656	INTERFIRE AGENCIES PTY LTD	FIRE, SAFETY, EMERGENCY EQUIPMENT	\$ 5,157.26
16/10/2020	74899	J & C COETZEE	BTTP REFUND	\$ 62.00
16/10/2020	74905	J & E POLLOCK	BTTP REFUND	\$ 136.00
16/10/2020	74969	JA & WW FULLER	RATE REFUND	\$ 642.28
7/10/2020	74753	JACK IN THE BOX CORPORATION PTY LTD	MARKETING SERVICES	\$ 2,564.10
22/10/2020	75078	JACK IN THE BOX CORPORATION PTY LTD	MARKETING SERVICES	\$ 2,747.39
16/10/2020	74901	JACKSON PITMAN	BTTP REFUND	\$ 110.00
30/10/2020	75091	JACQUELINE HAPP	STAFF REIMBURSEMENT	\$ 145.86
16/10/2020	74972	JADE FARMAN	STAFF REIMBURSEMENT	\$ 100.00
22/10/2020	75055	JAMES SHANNON	GLC REFUND	\$ 140.00
30/10/2020	75108	JASUEER SRAN	CATERING	\$ 90.00
7/10/2020	74706	JEANETTE HULCUP	REFUND OF ANIMAL REGISTRATION	\$ 20.00
16/10/2020	74843	JENNIFER BROWN	ART SALES	\$ 47.60
7/10/2020	74597	JIGSAW SIGNS & PRINT	SIGNAGE SERVICES	\$ 1,122.00
22/10/2020	75002	JIGSAW SIGNS & PRINT	SIGNAGE SERVICES	\$ 330.00
16/10/2020	74827	JIMS FIRST	HARDWARE SUPPLIES	\$ 33.00
22/10/2020	75011	JIMS FIRST	HARDWARE SUPPLIES	\$ 261.61
16/10/2020	74885	JOEL SMOKER	ART SALES	\$ 429.00
22/10/2020	75080	JR & A HERSEY PTY LTD	SAFETY EQUIPMENT	\$ 2,618.00
30/10/2020	75125	JUICE PRINT	PRINTING SERVICES	\$ 200.00
30/10/2020	75110	JULIE ANNE DENTON	REFUND ANIMAL REGISTRATION	\$ 150.00
16/10/2020	74871	JULIE GUTHRIDGE	ART SALES	\$ 28.70
16/10/2020	74890	KATHLEEN NEELING	ART SALES	\$ 56.00
16/10/2020	74794	KEEN'S TRUCK DRIVER TRAINING	MIR LICENCE TRAINING	\$ 905.00
16/10/2020	74900	KERIN THOMSON	BTTP REFUND	\$ 64.00
16/10/2020	74797	KERRY HILL ARCHITECTS	ARCHITECTURAL SERVICES	\$ 182,042.30
16/10/2020	74801	KEVAN COLLETT	ART SALES	\$ 56.00
7/10/2020	74707	KEVIN SAMBELL	REFUND OF GYM MEMBERSHIP	\$ 480.00
16/10/2020	74846	KIM BUTTFIELD	SPORT AND RECREATION CONSULTANCY	\$ 1,947.00
7/10/2020	74648	KITCHEN TAKEOVERS	CATERING	\$ 285.00
16/10/2020	74849	KITCHEN TAKEOVERS	CATERING	\$ 378.00
7/10/2020	74646	KITCHEN WORKS	GIFTS	\$ 250.00
7/10/2020	74740	KLEENHEAT GAS	GAS SERVICES	\$ 1,968.75
16/10/2020	74941	KLEENHEAT GAS	GAS SERVICES	\$ 121.11
7/10/2020	74661	KMART BUSSELTON	RETAIL HOME WARES	\$ 392.75
16/10/2020	74906	KOK KEONG TAN	BTTP REFUND	\$ 622.00
7/10/2020	74723	LANDGATE (VALUER GENERAL'S OFFICE)	LAND VALUATIONS	\$ 1,749.23
16/10/2020	74920	LANDGATE CUSTOMER ACCOUNT	LAND INFORMATION AND TITLE SEARCHES	\$ 26.20
7/10/2020	74603	LANDSAVE ORGANICS	LANDSCAPING SERVICE	\$ 1,100.00
16/10/2020	74804	LANDSAVE ORGANICS	LANDSCAPING SERVICE	\$ 1,793.00
22/10/2020	75008	LANDSAVE ORGANICS	LANDSCAPING SERVICE	\$ 495.00
16/10/2020	74863	LANDSCAPE AND MAINTENANCE SOLUTIONS PTY LTD	LANDSCAPING SERVICES	\$ 4,980.80
30/10/2020	75111	LAURIE RICHARDS	BOND REFUND	\$ 100.00
7/10/2020	74736	LAWRENCE & HANSON	ELECTRICAL/PROTECTIVE CLOTHING SUPPLIES	\$ 4,201.83
7/10/2020	74764	LD TOTAL	LANDSCAPING SERVICES	\$ 5,225.66
16/10/2020	74965	LD TOTAL	LANDSCAPING SERVICES	\$ 1,078.00
16/10/2020	74977	LEE HILL	GLC REFUND	\$ 417.00
7/10/2020	74607	LEE-ANNE CALLOW	STAFF REIMBURSEMENT	\$ -
16/10/2020	74892	LEE-ANNE CALLOW	ANIMAL REGISTRATION REFUND	\$ 127.50
2/10/2020	74591	LEEUEWIN CIVIL PTY LTD	HIRE EQUIPMENT SERVICES	\$ 404,924.14
16/10/2020	74791	LEEUEWIN CIVIL PTY LTD	HIRE EQUIPMENT SERVICES	\$ 1,461.90
22/10/2020	75000	LEEUEWIN CIVIL PTY LTD	HIRE EQUIPMENT SERVICES	\$ 18,187.73
30/10/2020	75088	LEEUEWIN CIVIL PTY LTD	HIRE EQUIPMENT SERVICES	\$ 226,727.40
16/10/2020	74960	LEEUEWIN TRANSPORT	COURIER SERVICES	\$ 1,144.83
7/10/2020	74700	LG ASSIST ANZ PTY LTD	ONLINE ADVERTISING	\$ 2,750.00
16/10/2020	74826	LG CONNECT PTY LTD	TECHNICAL CONSULTING	\$ 4,455.00
22/10/2020	75010	LG CONNECT PTY LTD	TECHNICAL CONSULTING	\$ 4,455.00
30/10/2020	75096	LGISWA	WORKER COMPENSATION SERVICES	\$ 102,254.04

DATE	REF #	NAME	DESCRIPTION	AMOUNT
7/10/2020	74702	LISA CORSER	ANIMAL STERILISATION REFUND	\$ 30.00
7/10/2020	74772	LOCAL GOVERNMENT PROFESSIONALS AUSTRALIA (WA DIVISION)	TRAINING SERVICES	\$ 1,375.00
16/10/2020	74975	LOCAL GOVERNMENT PROFESSIONALS AUSTRALIA (WA DIVISION)	TRAINING SERVICES	\$ 3,060.00
8/10/2020	74780	LOCAL GOV'T RACE COURSE & CEMETERY EMPLOYEES	UNION FEES	\$ 358.76
22/10/2020	74994	LOCAL GOV'T RACE COURSE & CEMETERY EMPLOYEES	UNION FEES	\$ 358.76
7/10/2020	74693	LOCK AROUND THE CLOCK	SECURITY SERVICES	\$ 2,762.10
16/10/2020	74817	LOMAX MEDIA	ADVERTISING	\$ 500.50
30/10/2020	75112	LOUISE DUMA	ANIMAL REGISTRATION REFUND	\$ 120.00
30/10/2020	75126	MAIA FINANCIAL	LEASING PAYMENTS	\$ 515.85
7/10/2020	74715	MALATESTA ROAD PAVING & HOTMIX	ROAD HOTMIX / PAVING SERVICES	\$ 33,348.60
22/10/2020	75060	MALATESTA ROAD PAVING & HOTMIX	ROAD HOTMIX / PAVING SERVICES	\$ 13,974.00
7/10/2020	74705	MALCOLM KINGSLEY	OVERPAYMENT OF ANIMAL REGISTRATION	\$ 50.00
16/10/2020	74879	MALCOLM ROBERTS	ART SALES	\$ 84.00
16/10/2020	74815	MARGARET PARKE	ART SALES	\$ 105.60
7/10/2020	74626	MARGARET RIVER BUSSELTON TOURISM ASSOCIATION	ADVERTISING	\$ 53,240.00
7/10/2020	74615	MARGARET RIVER FENCING	MAINTENANCE SERVICES	\$ 7,535.00
16/10/2020	74818	MARGARET RIVER FENCING	MAINTENANCE SERVICES	\$ 990.00
7/10/2020	74672	MARGARET RIVER RURAL CONTRACTORS PTY LTD	PLANT & EQUIPMENT HIRE	\$ 10,246.50
16/10/2020	74864	MARGARET UNSWORTH	INSTALLATION OF SCHEME WATER FOR IRRIGATION	\$ 368.65
7/10/2020	74628	MARKETFORCE PTY LTD	ADVERTISING SERVICES	\$ 1,244.80
22/10/2020	75019	MARKETFORCE PTY LTD	ADVERTISING SERVICES	\$ 776.28
7/10/2020	74608	MCG ARCHITECTS PTY LTD	ADMIN BUILDING - ARCHITECTURAL SERVICES	\$ 4,510.00
16/10/2020	74971	MCGREGOR WJ & J	MANAGEMENT BUSSELTON JETTY TOURIST PARK	\$ 43,908.01
16/10/2020	74810	MCLEODS BARRISTERS & SOLICITORS	LEGAL SERVICES	\$ 1,902.15
30/10/2020	75089	MCLEODS BARRISTERS & SOLICITORS	LEGAL SERVICES	\$ 5,212.29
7/10/2020	74680	MECHANICAL PROJECT SERVICES	AIRCONDITIONING & REFRIGERATION SERVICES	\$ 916.94
7/10/2020	74750	METROCOUNT	BATTERY SUPPLIER	\$ 181.50
16/10/2020	74913	MICHAEL BELL	BOND REFUND	\$ 1,000.00
16/10/2020	74893	MICHAEL HONEYBONE	AIRPORT REFUND	\$ 65.00
16/10/2020	74949	MINTER ELLISON LAWYERS	LEGAL SERVICES	\$ 2,493.04
16/10/2020	74837	MOORE STEPHENS WA PTY LTD	RATE COMPARISON REPORT	\$ 1,925.00
28/10/2020	75020	MORE CAFE	CATERING	\$ -
16/10/2020	74889	MTD HOSPITALITY CONSULTING	HOSPITALITY AND CATERING CONSULTING	\$ 3,630.00
7/10/2020	74697	MUIR FORD BUSSELTON	VEHICLE MAINTENANCE	\$ 630.76
16/10/2020	74822	NALDA HOSKINS	ART SALES	\$ 162.90
7/10/2020	74602	NAOMI SEARLE	STAFF REIMBURSEMENT	\$ 90.00
22/10/2020	75006	NAOMI SEARLE	STAFF REIMBURSEMENT	\$ 90.00
16/10/2020	74878	NATURAL EDGE FRAMING & PHOTOGRAPHY	ART SALES	\$ 33.60
7/10/2020	74629	NATURALISTE HYGIENE SERVICES	HYGIENE SERVICES	\$ 6,546.11
16/10/2020	74830	NATURALISTE HYGIENE SERVICES	HYGIENE SERVICES	\$ 298.82
16/10/2020	74860	NATURALISTE TURF	TURF MAINTENANCE SERVICES	\$ 31,053.11
22/10/2020	75047	NETSTAR AUSTRALIA PTY LTD	GPS TELEMATICS	\$ 1,141.80
16/10/2020	74974	NEVERFAIL SPRINGWATER LTD	WATER REFILL SERVICE - DUNS WASTE FACILITY	\$ 229.85
7/10/2020	74668	NEW IMAGE LANDSCAPING AND MAINTENANCE	LANDSCAPE MAINTENANCE	\$ 1,641.75
7/10/2020	74717	NICHOLLS MACHINERY	PLANT PURCHASES / SERVICES / PARTS	\$ 411.41
22/10/2020	75061	NICHOLLS MACHINERY	PLANT PURCHASES / SERVICES / PARTS	\$ 429.55
7/10/2020	74637	NICK EDWARDS	STAFF REIMBURSEMENT	\$ 60.60
30/10/2020	75095	NICK EDWARDS	STAFF REIMBURSEMENT	\$ 53.83
7/10/2020	74664	NIGHTLIFE MUSIC PTY LTD	MUSIC AND VIDEO SUBSCRIPTION SERVICES	\$ 413.92
7/10/2020	74630	OCEAN AIR CARPET CARE	CLEANING SERVICES	\$ 27,480.20
22/10/2020	75022	OCEAN AIR CARPET CARE	CLEANING SERVICES	\$ 286.00
30/10/2020	75093	OCEAN AIR CARPET CARE	CLEANING SERVICES	\$ 7,491.00
7/10/2020	74641	OFFICE OF THE NATIONAL RAIL SAFETY REGULATOR	ANNUAL FEES	\$ 172.00
16/10/2020	74850	OFFICEWORKS	OFFICE EQUIPMENT SERVICES	\$ 62.88
7/10/2020	74619	OPTUS BILLING SERVICES PTY LTD	FIXED INTERNET ACCESS	\$ 2,500.00
16/10/2020	74825	OPTUS BILLING SERVICES PTY LTD	FIXED INTERNET ACCESS	\$ 567.20
16/10/2020	74806	ORANA CINEMAS BUSSELTON	ADVERTISING SERVICES	\$ 645.00
7/10/2020	74762	OUTSIDE INFLUENCE	BUILDING MAINTENANCE	\$ 295.00
16/10/2020	74970	OWEN G ISBEL	ART SALES	\$ 74.40
16/10/2020	74796	OZCAD PTY LTD	SOFTWARE SUPPLIES	\$ 805.20
16/10/2020	74902	P & W DANIELS	BTIP REFUND	\$ 62.00
30/10/2020	75098	PAM GLOSSOP	STAFF REIMBURSEMENT	\$ 100.00
30/10/2020	75100	PAMELA BRITTAIN	ART TEACHING	\$ 345.00
16/10/2020	74821	PANCAKE DESIGNS RESIN	ART SALES	\$ 112.00
16/10/2020	74873	PAUL SHERIDAN	STAFF REIMBURSEMENT	\$ 205.35
30/10/2020	75113	PAULA FINLUCANE	ANIMAL REGISTRATION REFUND	\$ 150.00
16/10/2020	74979	PAYMENT VOID	PAYMENT VOID	\$ -
16/10/2020	74980	PAYMENT VOID	PAYMENT VOID	\$ -
16/10/2020	74981	PAYMENT VOID	PAYMENT VOID	\$ -
16/10/2020	74982	PAYMENT VOID	PAYMENT VOID	\$ -
16/10/2020	74983	PAYMENT VOID	PAYMENT VOID	\$ -
7/10/2020	74724	PENDREY AGENCIES P/L	CHEMICAL/RURAL SUPPLIES	\$ 2,679.61
16/10/2020	74923	PENDREY AGENCIES P/L	CHEMICAL/RURAL SUPPLIES	\$ 4,817.06
22/10/2020	75062	PENDREY AGENCIES P/L	CHEMICAL/RURAL SUPPLIES	\$ 2,266.00
7/10/2020	74739	PENFOLDS TRANSPORT PTY LTD	CARTAGE SERVICES	\$ 330.00
16/10/2020	74940	PENFOLDS TRANSPORT PTY LTD	CARTAGE SERVICES	\$ 6,514.75
7/10/2020	74767	PENNANT HOUSE	FLAG SUPPLIER	\$ -
22/10/2020	75054	PENNANT HOUSE	FLAG SUPPLIER	\$ 462.00
22/10/2020	75001	PERTH ENERGY PTY LTD	ELECTRICITY SUPPLIER	\$ 45,338.62
22/10/2020	75029	PETER ADAMS PMA MAINTENANCE	MAINTENANCE SERVICES	\$ 1,500.00
30/10/2020	75114	PETER PEARSON	BOND REFUND	\$ 100.00
16/10/2020	74792	PETER STARK	BUSHFIRE OFFICER HONORARIUM	\$ 395.50
16/10/2020	74790	PHIL HOLLETT PHOTOGRAPHY	ART SALES	\$ 17.85
16/10/2020	74798	PHOENIX FOUNDRY PTY LTD	MEMORIAL PLAQUES SUPPLIER	\$ 1,274.90
16/10/2020	74903	PIPPA BARROWS	BTIP REFUND	\$ 62.00
22/10/2020	75057	PK COURIERS	COURIER SERVICES	\$ 283.80
16/10/2020	74865	POWER MEDICAL CENTRE	PRE EMPLOYMENT MEDICAL	\$ 159.50
7/10/2020	74728	PRESTIGE PRODUCTS	HOSPITALITY EQUIPMENT SUPPLIER	\$ 3,002.93
16/10/2020	74926	PRESTIGE PRODUCTS	HOSPITALITY EQUIPMENT SUPPLIER	\$ 96.36
28/10/2020	75068	PRESTIGE PRODUCTS	HOSPITALITY EQUIPMENT SUPPLIER	\$ -
22/10/2020	75032	PRIME MEDIA GROUP LTD	ADVERTISING SERVICES	\$ 2,714.80
22/10/2020	75064	PRO-LINE KERBING	KERBING SERVICES	\$ 1,155.00
7/10/2020	74635	PVR INDUSTRIAL PTY LTD	INDUSTRIAL PUMP REPAIRS	\$ 923.50
7/10/2020	74699	QUEST INNALOO	ACCOMMODATION	\$ 900.00

DATE	REF #	NAME	DESCRIPTION	AMOUNT
30/10/2020	75115	R STEVENSON & R MAROCCHI	CROSSOVER CONTRIBUTION	\$ 261.80
16/10/2020	74907	RACHAEL MORRIS	BITP REFUND	\$ 163.00
22/10/2020	75046	REBECCA KING	STAFF REIMBURSEMENT	\$ 108.50
16/10/2020	74786	RED CHERRY DESIGN STUDIO	GRAPHIC DESIGN SERVICES	\$ 440.00
16/10/2020	74887	RENSKIE DOUGLAS	ART SALES	\$ 1,353.00
16/10/2020	74929	REPCO AUTO PARTS	PLANT PURCHASES / SERVICES / PARTS	\$ 35.20
22/10/2020	75033	RETHINK MARKETING	MARKETING	\$ 1,285.02
22/10/2020	75081	RICOH BUSINESS CENTRE	OFFICE EQUIPMENT SERVICES - PHOTOCOPYING	\$ 797.64
7/10/2020	74651	RID AUSTRALIA	INSECT REPELLENT	\$ 779.46
7/10/2020	74769	RMS (AUST) PTY LTD	SOFTWARE SERVICES	\$ 4,554.00
16/10/2020	74897	ROBERT WOOD	BOND REFUND	\$ 100.00
16/10/2020	74925	ROD'S AUTO ELECTRICS	AUTO ELECTRICAL SERVICES	\$ 414.00
22/10/2020	75065	ROD'S AUTO ELECTRICS	AUTO ELECTRICAL SERVICES	\$ 200.14
7/10/2020	74624	ROSE AND CROWN	ACCOMMODATION	\$ 523.00
16/10/2020	74841	RUTH BROOKS	ART SALES	\$ 68.00
16/10/2020	74964	SAFE & SURE SECURITY PTY LTD	SECURITY SERVICES - ALARM OCCURRENCE	\$ 2,288.00
16/10/2020	74891	SANDRA WALKER	ART SALES	\$ 4.80
22/10/2020	75043	SARA URBAN	FACE PAINTING	\$ 800.00
7/10/2020	74644	SARAH'S PLACE	HOMEWARE RETAILER	\$ 85.00
7/10/2020	74610	SCOPE BUSINESS IMAGING	ELECTRONIC EQUIPMENT	\$ 192.50
7/10/2020	74663	SEA CHANGE NEWS	STATIONERY AND OFFICE SUPPLIES	\$ 167.19
16/10/2020	74861	SEA CHANGE NEWS	STATIONERY AND OFFICE SUPPLIES	\$ 31.30
22/10/2020	75038	SEA CHANGE NEWS	STATIONERY AND OFFICE SUPPLIES	\$ 153.00
22/10/2020	75028	SECURUS	SECURITY SYSTEMS SUPPLY AND MONITORING	\$ 794.09
16/10/2020	74911	SHARNI RUTGERS	BOND REFUND	\$ 1,000.00
7/10/2020	74593	SHARON WOODFORD-JONES	STAFF REIMBURSEMENT	\$ 256.61
16/10/2020	74800	SHOREWATER MARINE PTY LTD	MARINE ASSET MAINTENANCE	\$ 60,000.00
30/10/2020	75101	SIMONE NEWMAN	WATER CHARGES REIMBURSEMENT	\$ 148.10
7/10/2020	74691	SKIDATA AUSTRALASIA	CARPARK EQUIPMENT	\$ 1,581.80
8/10/2020	74775	SMARTSALARY PTY LTD	SALARY PACKAGING SERVICE	\$ 19,579.72
22/10/2020	74989	SMARTSALARY PTY LTD	SALARY PACKAGING SERVICE	\$ 18,819.72
7/10/2020	74674	SMEC AUSTRALIA PTY LTD	ENGINEERING SERVICES	\$ 11,759.00
30/10/2020	75094	SOGGYBONES WHEELBITE	EVENT COORDINATION	\$ 600.00
30/10/2020	75107	SOS OFFICE EQUIPMENT	OFFICE EQUIPMENT SERVICES	\$ 3,703.99
22/10/2020	75085	SOUTH WEST COUNSELLING	COUNSELLING SERVICES	\$ 1,364.00
16/10/2020	74956	SOUTH WEST CYCLES	CYCLE SUPPLIER	\$ 250.00
7/10/2020	74695	SOUTH WEST IRRIGATION MANAGEMENT SOLUTIONS	IRRIGATION AND PROJECT MANAGEMENT	\$ 2,083.40
16/10/2020	74927	SOUTH WEST ISUZU	PLANT PURCHASES / SERVICES / PARTS	\$ 841.68
7/10/2020	74670	SOUTH WEST OFFICE NATIONAL	STATIONERY	\$ 171.34
7/10/2020	74613	SOUTH WEST PRINTING & PUBLISHING	ADVERTISING SERVICES	\$ 1,000.00
7/10/2020	74718	SOUTH WEST STEEL PRODUCTS	STEEL PRODUCTS SUPPLIER	\$ 11.56
7/10/2020	74617	SOUTH WEST WINDSCREEN & GLASS	PLANT WINDSCREEN REPAIRS	\$ 110.00
16/10/2020	74823	SOUTH WEST WINDSCREEN & GLASS	PLANT WINDSCREEN REPAIRS	\$ 590.00
22/10/2020	75039	SOUTHERN HABITAT NURSERY	NURSERY SUPPLIES	\$ 966.00
7/10/2020	74745	SOUTHWEST TYRE SERVICE	PLANT TYRE SUPPLIER / REPAIRER	\$ 6,520.90
16/10/2020	74947	SOUTHWEST TYRE SERVICE	PLANT TYRE SUPPLIER / REPAIRER	\$ 126.50
7/10/2020	74662	SPORTSPOWER	SPORT EQUIPMENT SUPPLIER	\$ 69.00
16/10/2020	74859	SPORTSPOWER	SPORT EQUIPMENT SUPPLIER	\$ 250.00
22/10/2020	75082	SPORTSWORLD OF WA	SPORT EQUIPMENT SUPPLIER	\$ 465.30
16/10/2020	74833	SPRAYMOW SERVICES	BUSH FIRE INSPECTION WORKS/WEED CONTROL	\$ 7,047.04
7/10/2020	74623	SPYKER TECHNOLOGIES PTY LTD	CCTV PRODUCTS AND SERVICES	\$ 10,971.19
22/10/2020	75014	SPYKER TECHNOLOGIES PTY LTD	CCTV PRODUCTS AND SERVICES	\$ 3,869.17
7/10/2020	74604	ST JOHN AMBULANCE	TRAINING SERVICES	\$ 123.73
16/10/2020	74807	ST JOHN AMBULANCE	TRAINING SERVICES	\$ 160.00
8/10/2020	74774	STOCKER PRESTON	RENT - A NOTTLE	\$ 860.00
22/10/2020	74988	STOCKER PRESTON	8256-RENT - A NOTTLE	\$ 860.00
7/10/2020	74616	SUMMERS CONSULTING	MOSQUITO BREEDING MONITORING	\$ 1,111.44
8/10/2020	74784	SUPERCHOICE	SUPERANNUATION	\$ 163,884.31
22/10/2020	74998	SUPERCHOICE	SUPERANNUATION	\$ 165,222.64
16/10/2020	74847	SUPPER ROAD	CATERING	\$ 1,380.00
7/10/2020	74727	SW PRECISION PRINT	PRINTING SERVICES	\$ 1,628.00
22/10/2020	75067	SW PRECISION PRINT	PRINTING SERVICES	\$ 2,114.00
22/10/2020	75036	SWEET & UNIQUE (WA) PTY LTD T/AS LUV A LOLLY	CONFECTIONERY	\$ 200.75
7/10/2020	74675	SYNERGY	ELECTRICITY SUPPLIES	\$ 95,099.10
16/10/2020	74868	SYNERGY	ELECTRICITY SUPPLIES	\$ 939.27
22/10/2020	75045	SYNERGY	ELECTRICITY SUPPLIES	\$ 113.39
30/10/2020	75103	SYNERGY	ELECTRICITY SUPPLIES	\$ 4,015.46
7/10/2020	74612	TALIS CONSULTANTS PTY LTD ATF TALIS UNIT TRUST	CONCEPTUAL DESIGNS	\$ 25,364.09
16/10/2020	74910	TARMA NEAL	BOND REFUND	\$ 100.00
22/10/2020	75077	TECHNOLOGY ONE LIMITED	SOFTWARE SERVICES	\$ 28,985.76
16/10/2020	74848	TENDERJUNK.COM	TENDER ADVERTISING	\$ 165.00
7/10/2020	74657	THE GOOD EGG CAFE	VENUE HIRE AND CATERING	\$ 252.00
22/10/2020	75035	THE GOOD EGG CAFE	VENUE HIRE AND CATERING	\$ 200.00
7/10/2020	74636	THE PLANT SUPPLY CO	NURSERY SERVICES	\$ 10,511.93
16/10/2020	74834	THE PLANT SUPPLY CO	NURSERY SERVICES	\$ 561.00
22/10/2020	75003	THE RINK PTY LTD	VACATION CARE SERVICES	\$ 416.00
7/10/2020	74684	THE SUGAR CHEF PATISSERIE	CATERING	\$ 820.00
22/10/2020	75041	THE TUBE NURSERY	NURSERY SUPPLIES	\$ 117.00
7/10/2020	74694	TIM ALLINGHAM	STAFF REIMBURSEMENT	\$ 158.00
7/10/2020	74677	TOLL TRANSPORT PTY LTD	COURIER SERVICES	\$ 613.63
16/10/2020	74869	TOLL TRANSPORT PTY LTD	COURIER SERVICES	\$ 149.00
30/10/2020	75090	TONIA KILIAN	STAFF REIMBURSEMENT	\$ 186.53
16/10/2020	74853	TONY NOTTLE	STAFF REIMBURSEMENT	\$ 49.48
7/10/2020	74765	TOTAL HORTICULTURAL SERVICES	LANDSCAPING SERVICES	\$ 7,194.00
16/10/2020	74966	TOTAL HORTICULTURAL SERVICES	LANDSCAPING SERVICES	\$ 29,117.93
22/10/2020	75083	TOTAL HORTICULTURAL SERVICES	LANDSCAPING SERVICES	\$ 1,158.50
16/10/2020	74967	TOTALLY SOUND	EQUIPMENT HIRE	\$ 488.18
16/10/2020	74795	TRACIE ANDERSON	ART SALES	\$ 15.00
7/10/2020	74768	TRADE HIRE	PLANT HIRE & EQUIPMENT SERVICES	\$ 4,277.30
16/10/2020	74898	TRISH LUCEV	BOND REFUND	\$ 200.00
7/10/2020	74640	TRUE TRACK TRUCK ALIGNING	WHEEL ALIGNMENT SERVICES	\$ 220.00
7/10/2020	74658	TYRES & MORE DUNSBOROUGH	TYRE SALES AND SERVICE	\$ 105.00
30/10/2020	75097	UNDALUP ASSOCIATION INC	CANVAS SIGNS	\$ 440.00
22/10/2020	75021	UNDERCOVER SW	LASER TAG	\$ 470.00

DATE	REF #	NAME	DESCRIPTION	AMOUNT
7/10/2020	74773	UPS PTY LTD	COURIER SERVICES	\$ 355.54
16/10/2020	74814	URSULA FAHRER	ART SALES	\$ 36.00
7/10/2020	74703	VICKI ANNE HAYES	OVERPAYMENT OF ANIMAL REGISTRATION	\$ 10.00
16/10/2020	74953	VMS CONTRACTORS & MANAGEMENT	MAINTENANCE SERVICES	\$ 7,887.00
7/10/2020	74735	W.A. HINO SALES & SERVICE	PLANT PURCHASES / SERVICES / PARTS	\$ 29.89
7/10/2020	74605	WA EXTERNAL SOLUTIONS	GUTTER MAINTENANCE	\$ 2,673.00
16/10/2020	74809	WA EXTERNAL SOLUTIONS	GUTTER MAINTENANCE	\$ 4,037.00
16/10/2020	74945	WA TREASURY CORPORATION	LOAN REPAYMENTS	\$ 520,340.95
7/10/2020	74592	WALGA	WALGA TRAINING SERVICES	\$ 63,265.00
16/10/2020	74785	WALGA	WALGA TRAINING SERVICES	\$ 34,060.00
22/10/2020	74999	WALGA	WALGA TRAINING SERVICES	\$ 61,215.52
7/10/2020	74669	WATERCHEM AUSTRALIA PTY LTD	ODOUR TREATMENT	\$ 2,601.50
30/10/2020	75102	WE ARE FEEL GOOD AUSTRALIA PTY LTD	SUNSCREEN	\$ 1,044.00
7/10/2020	74620	WELARM PTY LTD	BUSSELTON GROUNDWATER INVESTIGATION	\$ 15,327.26
19/10/2020	74986	WESCOM PTY LTD ATF WESCOM UNIT TRUST	BOND REFUND	\$ 6,230.00
7/10/2020	74676	WESTBOOKS	LIBRARY RESOURCES	\$ 1,254.25
16/10/2020	74832	WESTERN IRRIGATION PTY LTD	BORE AND IRRIGATION SERVICES	\$ 1,980.00
7/10/2020	74719	WESTERN POWER CORPORATION	ELECTRICAL SERVICES	\$ 419.27
16/10/2020	74922	WESTERN POWER CORPORATION	ELECTRICAL SERVICES	\$ 22,591.30
7/10/2020	74733	WESTRAC EQUIPMENT P/L	PLANT PURCHASES / SERVICES / PARTS	\$ 4,501.83
16/10/2020	74934	WESTRAC EQUIPMENT P/L	PLANT PURCHASES / SERVICES / PARTS	\$ 33.50
7/10/2020	74618	WESTSIDE TILT TRAY SERVICE	ABANDONED CAR REMOVAL	\$ 330.00
7/10/2020	74614	WHICHER RIDGE	REFRESHMENTS	\$ 2,200.00
16/10/2020	74839	WHITCOMBE DRAFTING SERVICES	CIVIL DESIGN AND DRAFTING	\$ 1,527.50
7/10/2020	74696	WHITNEY CONSULTING	BUSINESS CASE DEVELOPMENT	\$ 990.00
7/10/2020	74673	WHO'S ON LOCATION LIMITED	ELECTRONIC VISITOR MANAGEMENT SYSTEM	\$ 70.00
16/10/2020	74855	WIN MCGILL	ART SALES	\$ 9.60
7/10/2020	74760	WML CONSULTANTS PTY LTD	CONSULTANCY SERVICES	\$ 2,860.00
7/10/2020	74738	WORK CLOBBER	PROTECTIVE CLOTHING SUPPLIER	\$ 2,940.00
16/10/2020	74937	WORK CLOBBER	PROTECTIVE CLOTHING SUPPLIER	\$ 1,014.00
7/10/2020	74757	WREN OIL	WASTE OIL SERVICES	\$ 173.25
7/10/2020	74634	YAHAVA KOFFEE WORKS WHOLESALE	CATERING	\$ 638.00
16/10/2020	74936	YALLINGUP COASTAL VOLUNTEER BUSHFIRE BRIGADE	PETTY CASH REIMBURSEMENT	\$ 301.50
7/10/2020	74606	YALLINGUP COFFEE ROASTING COMPANY	CATERING SERVICES	\$ 90.00
7/10/2020	74594	YALLINGUP LANDSCAPES	LANDSCAPING SERVICES	\$ 1,760.00
16/10/2020	74835	YALLINGUP MAZE	YOUTH ACTIVITIES	\$ 444.00
7/10/2020	74690	YELVERTON LIQUID WASTE	LIQUID WASTE REMOVAL	\$ 3,825.62
22/10/2020	75049	YELVERTON LIQUID WASTE	LIQUID WASTE REMOVAL	\$ 678.70
7/10/2020	74725	ZIPFORM	PRINTING SERVICES	\$ 359.70
				\$ 5,444,449.77

TRUST PAYMENTS OCTOBER 2020				
DATE	REF #	NAME	DESCRIPTION	AMOUNT
9/10/2020	7532	CITY OF BUSSELTON	VARIOUS REIMBURSEMENTS	\$ 624.50
9/10/2020	7533	CONSTRUCTION TRAINING FUND	BCITF LEVY	\$ 2,346.48
9/10/2020	7531	DEPARTMENT OF MINES, INDUSTRY REGULATION & SAFETY	BUILDING SERVICES LEVY	\$ 16,010.71
				\$ 18,981.69

DIRECT DEBIT PAYMENTS OCTOBER 2020				
DATE	REF #	NAME	DESCRIPTION	AMOUNT
9/10/2020	4296	ABLE PLANNING & PROJECT MANAGEMENT	REFUND OF WITHDRAWN DA	\$ 480.00
7/10/2020	4303	AIRPORT PARKING CARD REFUNDS	AIRPORT PARKING CARD REFUND	\$ 20.00
15/10/2020	4314	AIRPORT PARKING CARD REFUNDS	AIRPORT PARKING CARD REFUND	\$ 20.00
30/09/2020	4316	AMPOL AUSTRALIA PETROLEUM PTY LTD	FUEL SERVICES	\$ 53,868.00
27/10/2020	4293	ANZ BANK	BANK FEES	\$ -
2/10/2020	4297	ANZ BANK	BANK FEES	\$ 9,236.73
2/10/2020	4298	ANZ BANK	BANK FEES	\$ 467.51
2/10/2020	4299	ANZ BANK	BANK FEES	\$ 495.40
2/10/2020	4300	ANZ BANK	BANK FEES	\$ 791.31
2/10/2020	4301	ANZ BANK	BANK FEES	\$ 8,177.63
2/11/2020	4318	ANZ BANK	BANK FEES	\$ -
1/10/2020	4319	ANZ BANK	BANK FEES	\$ 15.25
30/09/2020	4313	ANZ BANK - VISA CARD - AS BELOW	CREDIT CARD PAYMENT	\$ 17,647.19
		LOCAL GOVERNMENT MANA EAST PERTH	LOCAL GOVT PROFESSIONALS MEMBERSHIP RENEWAL	\$ 531.00
		WESTERN GROWER FR PL BUSSELTON	FRESH FOOD CATERING PLATTERS	\$ 72.00
		APPLE.COM BILL SYDNEY	ICLOUD STORAGE	\$ 4.49
		PAN GRILL N BAR PTY BUSSELTON	COUNCILLOR DINNER	\$ 409.00
		THE GOOD EGG CAFE PTY BUSSELTON	CITY OF PERTH FINDINGS SEMINAR	\$ 127.50
		CROWN METROPOL PERTH BURSWOOD	ACCOMMODATION	\$ 230.53
		PAYPAL PROCAD PTY LTD	CEO MEETING - SEND OFF MEAL	\$ 24.50
		WWW.TRAFX.NET CANMORE 1810.00 USD 75.92 AUD	MICROSTATION ADVANCE TRAINING	\$ 1,950.00
		GM CABS PTY LTD MASCOT	TRAFFIC COUNTER SYSTEM	\$ 2,606.68
		EDOSEI PERTH	CAB TO EVENT AWARDS	\$ 31.55
		ADINA APARTMENT HOTEL PERTH	MEAL EVENT AWARDS	\$ 104.00
		MIAMI BAKEHOUSE PTY LT WEST PINIARRA	ACCOMMODATION-EVENT AWARDS	\$ 453.38
		FACEBOOK	MEAL EVENT AWARDS	\$ 16.90
		OUR COMMUNITY PTY LTD WEST MELBOURNE	FACEBOOK ADVERTISING - ART GEO	\$ 15.48
		SAFE FIRST TRAINING WA AUSTRALIND	WEBINAR FOR THE PRIVACY & CHILD SAFETY	\$ 125.00
		SENDGRID 1-877-969-8647 877-9698647 14.95 USD 0.62 AUD	RSA ONLINE COURSE FOR 10 PEOPLE -YCAB	\$ 392.00
		SPOTIFY P11505660EM SYDNEY	PROVIDE EMAIL CAPABILITY TO CUSTOMERS	\$ 21.20
		SAFE FIRST TRAINING WA AUSTRALIND	MUSIC FOR YOUTH EVENTS	\$ 17.99
		PAYPAL LOCAL BMX PTY 4029357733	RSA ONLINE COURSE FOR 1	\$ 49.00
		MESSAGEMEDIA MELBOURNE	PRODUCTS FOR BMX JAM	\$ 326.24
		MAILCHIMP MONTHLY MAILCHIMP.COM	CUSTOMER RETENTION AND CONTACT SYSTEM	\$ 355.08
		LEEDERVILLE CAMERA H LEEDERVILLE	BAY TO BAY NEWSLETTER ELECTRONIC MAIL OUT	\$ 270.58
		THE GOOD EGG CAFE PT BUSSELTON	NEW CAMERA AND LENS KIT FOR PUBLIC RELATIONS	\$ 2,743.00
		VINES MEDICAL PRACTICE BROOKTON	CATERING & ROOM HIRE - EXEC PLANNING SESSION	\$ 264.80
		SAGE PERTH FDI PERTH	PRE -EMPLOYMENT MEDICAL - KEVIN BARTRAM	\$ 150.00
		CANVA PTY LIMITED SYDNEY	ACCOMMODATION- EXECUTIVE LEADERSHIP TRAINING	\$ 594.89
		BUNNINGS 320000 BUSSELTON	CANVA PRO SOFTWARE LICENCE	\$ 160.02
		AMAZON MKT PLC AU SYDNEY SOUTH	1 X ANTISIG USB-C TO USB -A ADAPTOR 2 PK	\$ 18.00
		AMAZON AU SYDNEY SOUTH	5M USB CABLE FOR KALOORUP ROOM	\$ 14.99
		WWW.ZOOM.US	WEBCAM FOR KALOORUP ROOM	\$ 228.00
		WWW.ZOOM.US	ZOOM PRO LICENCE FOR WFH PREP	\$ 15.35

DATE	REF #	NAME	DESCRIPTION	AMOUNT
		AUSSIE BROADBAND PTY MORWELL	ZOOM PRO LICENCE	\$ 21.62
		APPLE.COM/BILL SYDNEY	MIKE ARCHER -RESIDENTIAL BROADBAND	\$ 65.00
		WWW.ZOOM.US	MIKE ARCHER ICLOUD	\$ 4.49
		WWW.ZOOM.US	ZOOM PRO LICENCE	\$ 5.37
		PAYPAL HEADSETS ON 4029357733	ZOOM PRO LICENCE	\$ 737.23
		TRY BOOKING* DIEBACK WO ONLINE PURCHASE	HEADSET, EARPIECE & BATTERIES FOR CUSTOMER SERVICE	\$ 935.83
		NTH METROPOLITAN TAFE LEEDERVILLE	ONLINE DIEBACK CONFERENCE	\$ 25.50
		BLUE DOG TRAINING MILTON	DIGITAL TECHNOLOGIES	\$ 406.00
		NTH METROPOLITAN TAFE LEEDERVILLE	WHITE CARD ON LINE	\$ 59.00
		NTH METROPOLITAN TAFE LEEDERVILLE	DIGITAL TECHNOLOGIES LIBRARY SKILLS	\$ 406.00
		BLUE MTE CON ENTERPRISE KATOOMBA	DIGITAL TECHNOLOGIES LIBRARY SKILLS	\$ 406.00
		AUSTRALIAN LAND & GROUP WERRIBEE	VIRTUAL BUSHFIRE BUILDING CONFERENCE	\$ 220.00
		BROADWATER RESORT COMO	PFAS LEGAL & TECHNICAL WEBINAR	\$ 55.00
		BROADWATER RESORT COMO	ACCOMMODATION- BUSH FIRE ATTACK LEVEL COURSE	\$ 1,015.50
		KMART BUSSELTON	ACCOMMODATION- BUSH FIRE ATTACK LEVEL COURSE	\$ 929.50
		KMART BUSSELTON	COFFEE CUPS FOR TRAINING	\$ 32.00
28/10/2020	4310	BUILDING LINES APPROVALS PTY LTD	REFUND OVERPAID BOP FEE	\$ 105.00
12/10/2020	4295	BUSSELTON BUILDING MAINTENANCE	REFUND OF WITHDRAWN DA	\$ 147.00
7/10/2020	4288	BUSSELTON THAI	REFUND OVERPAID ACCOUNT FEE	\$ 35.00
15/10/2020	4304	CITY OF BUSSELTON	VARIOUS REIMBURSEMENTS	\$ 685.00
5/10/2020	4302	COMMONWEALTH BANK	BANK FEES	\$ 17,232.18
15/10/2020	4305	COMMONWEALTH BANK	BANK FEES	\$ 747.12
28/10/2020	4308	FOUR FOOT PTY LTD (BLUEBIRD CHILDCARE)	REFUND OF RATE OVERPAYMENT	\$ 1,503.93
12/10/2020	4294	HAY SHED HILL WINES	REFUND OVERPAID ANNUAL SERVICE FEE	\$ 100.00
1/10/2020	4291	LES MILLS ASIA PACIFIC	CONTRACT FEES	\$ 582.89
1/10/2020	4292	LES MILLS ASIA PACIFIC	CONTRACT FEES	\$ 437.15
7/10/2020	4289	LP PEREORA & SA MERRIN	REFUND OF RATE OVERPAYMENT	\$ 183.50
7/10/2020	4287	M L EDWARDES	REFUND OF WITHDRAWN PA	\$ 73.00
14/10/2020	4311	MAZZALETTE	REFUND OF RATE OVERPAYMENT	\$ 2,109.30
19/10/2020	4312	RATE REFUNDS	REFUND OF RATE OVERPAYMENT	\$ 2,070.61
12/10/2020	4290	RC CREDARO	REFUND OF WITHDRAWN DA	\$ 147.00
15/10/2020	4306	SERGEANT NOMINEES	REFUND OF RATE OVERPAYMENT	\$ 2,348.79
7/10/2020	4286	SEVENTH DAY ADVENTIST CHURCH LTD	REFUND OF RATE OVERPAYMENT	\$ 1,633.40
28/10/2020	4309	TJ & TH PATTERSON	REFUND OF WITHDRAWN DA	\$ 275.00
28/10/2020	4307	WA EXTERNAL SOLUTIONS	REFUND OVERPAID BA FEE	\$ 166.65
30/10/2020	4317	FINES ENFORCEMENT REGISTRY	INFRINGEMENT FINE RECOVERY FEES	\$ 2,464.00
29/10/2020	4315	KE TAN	REFUND OVER PAID DA FEE	\$ 147.00
				\$ 124,412.54
DIRECT DEBIT PAYMENTS OCTOBER 2020				
DATE	REF #	NAME	DESCRIPTION	AMOUNT
6/10/2020	PAYROLL	CITY OF BUSSELTON PAYROLL	PAYROLL & SALARIES 6.10.20	\$ 790,352.34
20/10/2020	PAYROLL	CITY OF BUSSELTON PAYROLL	PAYROLL & SALARIES 20.10.20	\$ 795,609.78
				\$ 1,585,962.12

6.2 FINANCIAL ACTIVITY STATEMENTS - YEAR TO DATE AS AT 31 OCTOBER 2020

STRATEGIC GOAL	6. LEADERSHIP Visionary, collaborative, accountable
STRATEGIC OBJECTIVE	6.1 Governance systems, process and practices are responsible, ethical and transparent.
SUBJECT INDEX	Financial Services
BUSINESS UNIT	Financial Services
REPORTING OFFICER	Manager Financial Services - Paul Sheridan
AUTHORISING OFFICER	Director Finance and Corporate Services - Tony Nottle
NATURE OF DECISION	Executive: substantial direction setting, including adopting strategies, plans and policies (excluding local planning policies), tenders, setting and amending budgets, funding, donations and sponsorships, reviewing committee recommendations
VOTING REQUIREMENT	Simple Majority
ATTACHMENTS	Attachment A Investment Report October 2020   Attachment B Financial Activity Statement October 2020  

OFFICER RECOMMENDATION

That the Council receives the statutory financial activity statement reports for the period ending 31 October 2020, pursuant to Regulation 34(4) of the *Local Government (Financial Management) Regulations*.

EXECUTIVE SUMMARY

Pursuant to Section 6.4 of *the Local Government Act 1995* (the Act) and Regulation 34(4) of the *Local Government (Financial Management) Regulations 1996* (the Regulations), a local government is to prepare, on a monthly basis, a statement of financial activity that reports on the City's financial performance in relation to its adopted / amended budget.

This report has been compiled to fulfil the statutory reporting requirements of the Act and associated Regulations, whilst also providing the Council with an overview of the City's financial performance on a year to date basis for the period ending 31 October 2020.

BACKGROUND

The Regulations detail the form and manner in which financial activity statements are to be presented to the Council on a monthly basis, and are to include the following:

- Annual budget estimates
- Budget estimates to the end of the month in which the statement relates
- Actual amounts of revenue and expenditure to the end of the month in which the statement relates
- Material variances between budget estimates and actual revenue/expenditure (including an explanation of any material variances)
- The net current assets at the end of the month to which the statement relates (including an explanation of the composition of the net current position)

Additionally, and pursuant to Regulation 34(5) of the Regulations, a local government is required to adopt a material variance reporting threshold in each financial year. At its meeting on 27 July 2020, the Council adopted (C2007/071) the following material variance reporting threshold for the 2020/21 financial year:

That pursuant to Regulation 34(5) of the Local Government (Financial Management) Regulations, the Council adopts a material variance reporting threshold with respect to financial activity statement reporting for the 2020/21 financial year as follows:

- *Variances equal to or greater than 10% of the year to date budget amount as detailed in the Income Statement by Nature and Type/Statement of Financial Activity report, however variances due to timing differences and/or seasonal adjustments are to be reported only if not to do so would present an incomplete picture of the financial performance for a particular period; and*
- *Reporting of variances only applies for amounts greater than \$25,000.*

OFFICER COMMENT

In order to fulfil statutory reporting requirements and to provide the Council with a synopsis of the City's overall financial performance on a year to date basis, the following financial reports are attached hereto:

Statement of Financial Activity

This report provides details of the City's operating revenues and expenditures on a year to date basis, by nature and type (i.e. description). The report has been further extrapolated to include details of non-cash adjustments and capital revenues and expenditures, to identify the City's net current position; which reconciles with that reflected in the associated Net Current Position report.

Net Current Position

This report provides details of the composition of the net current asset position on a full year basis, and reconciles with the net current position as per the Statement of Financial Activity.

Capital Acquisition Report

This report provides full year budget performance (by line item) in respect of the following capital expenditure activities:

- Land and Buildings
- Plant and Equipment
- Furniture and Equipment
- Infrastructure

Reserve Movements Report

This report provides summary details of transfers to and from reserve funds, and associated interest earnings on reserve funds, on a full year basis.

Additional reports and/or charts are also provided as required to further supplement the information comprised within the statutory financial reports.

Comments on Financial Activity to 31 October 2020

The Statement of Financial Activity (FAS), for the year to date (YTD) as at 31 October 2020 shows an overall Net Current Position of \$39.2M as opposed to the budget of \$29.6M. This represents a positive variance of \$9.6M YTD.

The following table summarises the major YTD variances that appear on the face of the FAS, which, in accordance with Council's adopted material variance reporting threshold, collectively make up the above difference. Each numbered item in this lead table is explained further in the report.

Description	2020/21 Actual YTD \$	2020/21 Amended Budget YTD \$	2020/21 Amended Budget \$	2020/21 YTD Bud Variance %	2020/21 YTD Bud Variance \$	Change in Variance Current Month \$
Expenses from Ordinary Activities				12.39%	3,418,384	593,034
1. Materials & Contracts	(4,396,614)	(6,138,202)	(18,710,746)	28.37%	1,741,588	(68,485)
2. Utilities	(817,170)	(930,874)	(2,770,956)	12.21%	113,704	(27,414)
3. Insurance Expenses	(595,730)	(744,378)	(770,664)	19.97%	148,648	102,307
4. Other Expenditure	(686,189)	(1,604,135)	(5,236,779)	57.22%	917,946	325,158
5. Non-Operating Grants, Subsidies and Contributions	2,798,325	3,814,724	29,904,462	(26.64%)	(1,016,400)	(264,846)
Capital Revenue & (Expenditure)				27.58%	5,265,374	1,464,322
6. Land & Buildings	(1,604,774)	(2,332,565)	(17,454,059)	31.20%	727,791	451,284
Plant & Equipment	(205,528)	(530,448)	(2,510,340)	61.25%	324,920	146,362
Furniture & Equipment	(30,852)	(80,755)	(461,088)	61.80%	49,903	80,451
Infrastructure	(4,331,091)	(10,640,296)	(35,785,600)	59.30%	6,309,205	1,655,811
7. Proceeds from Sale of Assets	121,925	261,500	581,500	(53.37%)	(139,575)	(40,000)
8. Transfer to Restricted Assets	(1,900,241)	(18,336)	(62,750)	(10263.45%)	(1,881,905)	(833,184)
9. Transfer from Restricted Assets	59,012	0	2,747,074	100.00%	59,012	13,750
10. Transfer from Reserves	1,462,052	1,698,005	34,768,797	(13.90%)	(235,953)	(36,101)

Expenditure from ordinary activities is \$3.4M or 12.4% less than expected when compared to the budget YTD as at October. The following individual expense line items on the face of the financial statement have YTD variances that meet the material reporting thresholds:

Better than budget by \$1.7M or 28.4%. The table below lists the main variance items that meet the reporting thresholds:

Cost Code	Cost Code Description	Actual YTD \$	Amended Budget YTD \$	Variance YTD \$	Variance YTD %	Change in Variance Current Month \$
Finance and Corporate Services		705,929	756,662	50,733	6.7%	(89,686)
10000	Members of Council	63,326	32,856	(30,470)	(92.7%)	(36,995)
The variance is timing related and is in relation to Subscriptions and Memberships. We have received and paid all of the membership fees due under this budget line item, where it was anticipated that we would receive a number of them later in the year (by the end of December). This variance will resolve after December.						
Community and Commercial Services		395,324	760,966	365,642	48.0%	21,800
10380	Busselton Library	12,794	39,022	26,228	67.2%	3,258
Various maintenance and cleaning contracts at the library have been delayed somewhat in order to coincide with the completion of the extension. Budget timing was per normal operating parameters.						
10541	Recreation Planning	1,030	32,665	31,635	96.8%	3,137
Timing of expenditure is largely due in Q2 & Q3 due to flora/fauna assessment scheduling and awaiting the outcomes of external grant applications. Budget timing will be adjusted accordingly.						
10590	Naturaliste Community Centre	19,300	46,451	27,151	58.5%	10,555
The Naturaliste Community Centre was closed due to COVID and upon reopening was subject to phased restrictions which limited the attendance numbers and therefore expenditure associated with our programs and services throughout July and into August and September. To date we are still limited by Phase 4 restrictions and have limited numbers in some activities affecting a slow return to business as usual and therefore planned expenditure. Business is now picking up and we are likely to see increased expenditure over the next few months in line with budget.						
10591	Geographe Leisure Centre	88,873	137,368	48,495	35.3%	20,338
This is the same as the factors listed above for the NCC.						
10600	Busselton Jetty Tourist Park	128,974	193,672	64,698	33.4%	5,544
The majority of this variance cost is the monthly management contract fee (\$41,125) for the caravan park which has resulted due to a timing issue with presentation and payment of the invoice. Other expenses falling within Materials & Contracts are related to maintenance which will occur throughout the year.						
11151	Airport Operations	47,861	166,752	118,891	71.3%	5,842
The budget YTD monthly allocation for Airport Ops of \$119k includes the key allocations of:						
<ul style="list-style-type: none"> • Security screening allocations of \$61k not spent • Contractors - \$49k for water tank removal & tree clearing not completed/expended • Smaller variances in other cost codes (3224) not expended 						
Planning and Development Services		329,511	678,707	349,196	51.5%	27,264
10830	Environmental Management Administration	102,090	168,665	66,575	39.5%	(45,159)
Expenditure variance due to the timing of the awarding of Revitalising Geographe Waterways Water Sensitive Urban Design contract and Lower Vasse River Living Streams Mussel survey contract.						

10925	Preventative Services – CLAG	20,572	57,332	36,760	64.1%	12,015
CLAG mosquito treatments have just commenced for the season. Purchase orders have been raised for CLAG chemical purchases and will be reflected in the account balances next month.						
10931	Protective Burning & Firebreaks-Reserves	7,672	181,296	173,624	95.8%	45,197
Q2 mitigation well underway, with all spring burns now complete. Invoices for works completed are starting to be received as of 26/10/2020.						
Engineering and Works Services		2,966,319	3,938,747	972,428	24.7%	(30,278)
12600	Street & Drain Cleaning	75,396	145,912	70,516	48.3%	36,373
Expenditure timing - large component of this budget provides for a program of pre-winter drainage maintenance that occurs during the summer months.						
12620 & 12621	Rural & Urban Tree Pruning	39,580	126,000	86,420	68.6%	19,716
Expenditure timing and reduced expenditure to potentially offset May 2020 storm damage subject to DRFAWA claims.						
Various	Bridges	8,529	60,404	51,875	85.9%	9,910
Expenditure timing and reduced expenditure to potentially offset May 2020 storm damage subject to DRFAWA claims.						
Various	Buildings	371,821	473,692	101,871	21.5%	27,825
The majority of scheduled maintenance activities to Buildings occur in the second half of the financial year; hence the year to date variance to budget (which is spread evenly).						
Various	Other Infrastructure Maintenance	231,102	595,238	364,136	61.2%	34,595
This broad category encompasses the consolidation of 84 separate and unique services delivered across the City, this includes things like Event support; Boat Ramp maintenance; Cemetery maintenance; maintenance at the Libraries and GLC, Caravan Park maintenance, Street Lighting installation; the Foreshores; the CBD's; Cycleway, Footpaths Maintenance etc. Expenditure variance for October is attributable to timing with the budget having been evenly spread across the financial year. Material and Contractor costs associated with the majority of these areas will gradually increase as we move into the busy summer months of the year. Additionally, a number of invoice for services rendered in October will be processed in November reducing the year to date variance.						
Various	Waste services	625,235	885,236	260,001	29.4%	(143,406)
The pandemic resulted with more people remaining at home for extended periods, generating more household waste. This, coupled with the 2 major storm events, requiring more time to process the increased volumes and therefore delays in payment of invoices, has contributed to the larger variances. Another contributing factor is that the City has suspended the FOGO service (i.e. No collection & No Processing costs), for the remainder of the financial year. Furthermore, there were also delays in receiving invoices from various aspects of the recycling contractor as well.						
Various	Roads Maintenance	703,921	288,936	(414,985)	(143.6%)	(53,912)
Costs are largely associated with WANDRRA storm claim from the May 2020 storm events. 3 claims have been submitted to DFES, with 1 further claim required for remaining recovery costs.						
Various	Reserve Maintenance	350,667	658,324	307,657	46.7%	10,753
Costs associated with Public Open Spaces are historically lower in the first half of the financial year. Costs increase during spring and summer.						
5280	Transport - Fleet Management	530,978	694,173	163,195	23.5%	27,601
Fuel was underspent by \$90,944 YTD due to lower fuel cost and lower plant utilisation. Tyre purchase was underspent by \$19,050 YTD, replacement parts/tooling/contractor costs were underspent by \$53,201 YTD. Budget is spread evenly across the year, however spending is generally more cyclical in nature and peaks in the busier spring/summer/autumn months.						

Costs are \$114K under budget YTD. At year ended 30 June 2020, the June street lighting account was booked in June, rather than in the following month when received per normal practice. Accruals are not done on a monthly basis, so this has the effect of causing actuals to appear to be on average \$75K behind budget in relation to street lighting (until the following June, when actuals will catch up to budget). Coupled with this there have been delays in receiving the accounts for parks & reserves from Synergy, due to system issues at their end (along with a number of other electricity accounts). With no accruals on a monthly basis, this also causes what appears to be an under-spend against the budget. Pending resolution of the system issues at Synergy, this should largely rectify itself in coming months as the billing cycles re-align. This is demonstrated by a reduction in the YTD variance by \$27K in October.

Underspent by \$147K compared to the YTD budget of \$744K, due to delays in finalising the WorkCare Workers Compensation policy and paying the outstanding premiums totaling \$179K.

\$918K under the budget YTD. The main contributing items are listed below:

Cost Code	Cost Code Description	Actual YTD \$	Amended Budget YTD \$	Variance YTD \$	Variance YTD %	Change in Variance Current Month \$
<u>Finance and Corporate Services</u>		169,066	252,079	83,013	32.9%	13,468
10000	Members of Council	128,766	181,530	52,764	29.1%	6,457
Timing variances exist in relation to the payment of elected member allowances and reimbursements. As per previous commentary some of this is related to sitting fees being paid in arrears with a double payment in June. This makes up approximately \$30K of the variance. Additionally the number and timing of expense reimbursements are difficult to predict when budgeting and so timing variances arise through the year, these make up just under \$20K of the variance, with a further \$3K related to no expenditure YTD against the council holding account.						
<u>Community and Commercial Services</u>		426,088	1,139,544	713,456	62.6%	213,365
10536	School Chaplaincy Programs	41,400	-	(41,400)	(100.0%)	-
Historically Youthcare invoices the City in the 2 nd half of the year, but this year invoiced earlier than budgeted.						
10547	Iron Man	-	200,000	200,000	100.0%	200,000
Ironman has been cancelled for this year and hence the funds will not be expended and there is likely to be a report to MERG/Council before the end of the FY to reallocate the funds.						
10567	Cinefest Oz	-	120,000	120,000	100.0%	-
YTD variance is due to the Cinefest OZ sponsorship amount being incorrectly paid out of 10530 (a request will be made to journal funds from 10530 to this account to correct the error). Further, the sponsorship contract was varied due to change in format as a result of COVID (C2009/110) - \$80k paid in 2020/21 with the balance (\$38k) carried over to be paid in addition to 2021/22 MYA.						
11151	Airport Operations	76	413,877	413,801	100.0%	(24)
Airport Operations include the Airline Attraction and marketing activities for RPT services which have not commenced due to COVID.						
<u>Planning and Development Services</u>		16,848	68,831	51,983	75.5%	27,234
10820	Strategic Planning	206	28,332	28,126	99.3%	28,083
Budget for the City's contribution to Peron Naturaliste Partnership 2020/21 was processed in October, when actual payment was made in November. This variance will be offset within the November FAS.						

<u>Engineering and Works Services</u>		34,223	97,693	63,470	65.0%	64,842
B1223	Micro Brewery - Public Ablution	-	60,000	60,000	100.0%	60,000
The City's contributions to the construction of these ablutions is at the request of the Geographe Bay Brewing Company, following practical completion of the public amenities. These have been completed, but GBBC have not as yet requested a release of these funds.						

5. Non-Operating Grants, Subsidies & Contributions

The negative variance of \$1M is mainly due to the items in the table below. It should be noted that any variance in this area will approximately correlate to an offsetting variance in a capital project tied to this funding source. This can be seen in the section below that outlines the capital expenditure variances.

Revenue Code	Revenue Code Description	Actual YTD \$	Amended Budget YTD \$	Variance YTD \$	Variance YTD %	Change in Variance Current Month \$
<u>Engineering and Works Services</u>		2,787,732	3,833,688	(1,045,956)	(27.3%)	(3,395,840)
B9407	Busselton Senior Citizens – Developer Cont. Utilised	595,306	162,479	432,827	266.4%	199,369
B9591	Performing Arts Convention Centre – Developer Cont. Utilised	-	1,000,000	(1,000,000)	(100.0%)	(1,000,000)
C0059	Dunsborough Yacht Club Carpark – Developer Cont.	60,000	-	60,000	100.0%	-
F1002	Dual Use Path - Dunsborough to Busselton – State Capital Grant	64,000	-	64,000	100.0%	64,000
F1022	Buayanyup Drain Shared Path – State Capital Grant	-	106,668	(106,668)	(100.0%)	(106,668)
S0005	Ludlow Hithergreen Road Second Coat Seal – MR Capital Grant	180,000	150,000	30,000	20.0%	(150,000)
S0048	Bussell Highway - Developer Cont. Utilised	200,000	166,668	33,332	20.0%	(166,668)
S0070	Peel & Queen Street Roundabout Service Relocation - Developer Cont. Utilised	120,000	240,000	(120,000)	(50.0%)	(240,000)
S0073	Gale Road Rural Reconstruction – Federal Capital Grant	379,616	457,496	(77,880)	(17.0%)	(457,496)
S0075	Local Road and Community Infrastructure Program – Federal Capital Grant	480,935	240,468	240,467	100.0%	(240,468)
T0019	Wonnerup South Road - Reconstruct and Widening (narrow seal) – RTR Capital Grant	-	149,333	(149,333)	(100.0%)	(149,333)
T0020	Capel Tutunup Road – RTR Capital Grant	-	475,576	(475,576)	(100.0%)	(475,576)

As at 31 October 2020, there is an underspend variance of 54.6% or \$7.4M in total capital expenditure, with YTD actual at \$6.2M against the YTD amended budget of \$13.6M. A portion of this positive underspend variance is offset by the negative variance in Non-operating Grants, Contributions & Subsidies discussed above, with the remainder offset by the negative variances in Transfers From Reserves related to funds held aside for these projects. The attachments to this report include detailed listings of all capital expenditure (project) items, however the main areas of YTD variance are summarised as follows:

[illegible]

10980	Other Law, Order & Public Safety	-	50,000	50,000	100.0%	50,000
Vehicle ordered, due to be delivered 19/11/2020.						
11156	Airport Development Operations	166,365	94,368	(71,997)	(76.3%)	23,592
Baggage handling system supply/install now completed, however monthly budget allocation has been spread over a longer time period.						
11402	Plant Purchases (P10)	-	40,000	40,000	100.0%	-
Generators at DWF pond & cell – not yet replaced. Site and operations under review.						
11403	Plant Purchases (P11)	-	80,000	80,000	100.0%	2,500
1 x vehicle ordered, not yet delivered – reasoning similar to above. 1 x vehicle not yet ordered.						
11407	P&E - P&G Smart Technologies	-	33,332	33,332	100.0%	8,333
The annual scope of this project is currently being finalised and delivery will follow during the second half of 20/21.						
11500	Operations Services Administration	-	40,000	40,000	100.0%	-
Vehicle ordered, not yet delivered – reasoning per above.						
<u>Furniture & Office Equipment</u>		30,852	80,755	49,903	61.8%	80,451
10250	Information & Communication Technology Services	30,852	47,755	16,903	35.4%	70,451
Alternative solution found for the Fully Qualified Domain Name project that resulted in a lower spend up front, the capital assigned will now include a migration to Exchange Online which was always an option within the initial project. Expect the costs to be drawn in Q4 2020.						
10591	Geographe Leisure Centre	-	20,000	20,000	100.0%	-
To be spent on the purchase of an access hoist for the pools to enable those mobility impaired to gain access to the water. Anticipated date for acquisition is December (subject to supplier confirming delivery).						
<u>Infrastructure By Class</u>		4,331,091	10,640,296	6,309,205	59.3%	1,655,811
Various	Roads	2,073,206	6,001,423	3,928,218	65.5%	733,962
In the first quarter of the financial year a majority of Projects are in the planning and design phase and as such minimal actual expenditure is recorded against them. Further to this Capital Projects with Civil works are commonly scheduled to be carried out later; in the drier summer construction season. The Capital works budgets have been entered based on an even spread method and approach, not on a scheduled timing of works basis.						
Various	Bridges	34	573,332	573,298	100.0%	143,333
Per above.						
Various	Car Parks	439,887	691,252	251,365	36.4%	96,232
Per above.						
Various	Footpaths & Cycleways	104,176	466,440	362,264	77.7%	56,279
Per above.						
Various	Parks, Gardens & Reserves	1,650,902	2,735,845	1,084,943	39.7%	609,773
Per above.						
Various	Drainage	-	41,944	41,944	100.0%	6,725
Per above.						
Various	Regional Airport & Industrial Park Infrastructure	62,886	130,060	67,174	51.6%	9,508
Per above.						

7. Proceeds From Sale of Assets

YTD proceeds from sale of assets is \$140K behind budget due to delays in delivery of acquisitions. Also, potential income from sales proceeds have been hampered by the pandemic. Aside from a significantly reduced capital replacement program in both light vehicles and heavy plant items, the existing ones that were due to be replaced have been retained in service to maintain operational requirements.

8. Transfer to Restricted Assets

There is a YTD variance in transfers to restricted assets of \$1.9M more than amended budget. Grant funding received from Federal Government for “Drought Communities Program” of \$500k (attributable to CC C3223 Dunsborough Non-Potable Water Network). The funding was received in September whereas budget projected allocation was in June. It was anticipated that the expenditure would be incurred in June, hence the funding timing projections followed.

Developer contributions and bonds are inherently hard to predict and budget for. An annual amount of \$50K spread evenly over 12 months was budgeted, however, over \$1.392m has been received YTD October the bulk of which are for road works bonds (\$1.068m).

9. Transfer from Restricted Assets

YTD there has been \$59K transferred from restricted assets into the Municipal Budget. This was mainly attributable to refunds of road work bonds of \$44k, refund of hall deposits \$9k and other refunds of \$6k.

10. Transfer from Reserves

There is a YTD variance in Transfers from Reserves of \$236K less than amended budget. The following planned expenditures, funded from reserves, had not yet occurred by the end of October:

- \$15K for the purchase of a Mule for the Busselton Jetty;
- \$20K for purchase of furniture and equipment for the GLC and \$10k for Art Geo’s Art Awards;
- \$143K for purchase of eight items of plant and equipment;
- \$12K relating to a transfer from the Long Service Leave reserve upon retirement of a long serving employee; and
- \$36K relating to the purchase of generators for waste services.

Once these purchases have been made, a subsequent recoup will be processed.

Investment Report

Pursuant to the Council’s Investment Policy, a report is to be provided to the Council on a monthly basis, detailing the investment portfolio in terms of performance and counterparty percentage exposure of total portfolio. The report is also to provide details of investment income earned against budget, whilst confirming compliance of the portfolio with legislative and policy limits.

As at 31 October 2020, the value of the City’s invested funds remained steady at \$89.29M.

The balance of the 11am account (an intermediary account which offers immediate access to the funds compared to the term deposits and a higher rate of return compared to the cheque account) remained unchanged at \$6.0M.

During the month of October, three term deposits totalling the amount of \$5.5M matured. Existing deposits were renewed for a further 131 days at 1.61% on average.

The official cash rate remains steady for the month of October at 0.25% but has dropped to 0.10% in November. This will have a strong impact on the City’s interest earnings for the foreseeable future.

Chief Executive Officer – Corporate Credit Card

Details of transactions made on the Chief Executive Officer's corporate credit card during October 2020 are provided below to ensure there is appropriate oversight and awareness.

Date	\$ Amount	Payee	Description
3/10/2020	95.00	THE GOOSE BEACH BAR BUSSELTON	RCAWA MEETING -LUNCH
15/10/2020	10.50	SWAN TAXIS 13 13 30 VICTORIA PARK	RCAWA MEETING -TAXI
15/10/2020	185.58	QT PERTH PERTH	ACCOMMODATION - RCAWA MEETING
15/10/2020	185.58	QT PERTH PERTH	ACCOMMODATION - RCAWA MEETING
16/10/2020	39.42	QT PERTH PERTH	RCAWA MEETING - REFRESHMENTS
16/10/2020	19.18	CPP PIER STREET PERTH	RCAWA MEETING - PARKING
17/10/2020	21.26	WILSON PARKING AUSTRALIA PERTH	RCAWA MEETING - PARKING
	556.52		

Statutory Environment

Section 6.4 of the Act and Regulation 34 of the Regulations detail the form and manner in which a local government is to prepare financial activity statements.

Relevant Plans and Policies

There are no relevant plans or policies to consider in relation to this matter.

Financial Implications

Any financial implications are detailed within the context of this report.

Stakeholder Consultation

No external stakeholder consultation was required or undertaken in relation to this matter.

Risk Assessment

An assessment of the potential implications of implementing the Officer Recommendation has been undertaken using the City's risk management framework, with risks assessed taking into account any controls already in place. No risks of a medium or greater level have been identified.

Options

The Statements of Financial Activity are presented in accordance with Section 6.4 of the Act and Regulation 34 of the Regulations and are to be received. Council may wish to make additional resolutions as a result of having received these reports.

CONCLUSION

Budget timings remain affected by COVID impacts and are gradually being re-aligned. As at 31 October 2020, the City's net current position stands at \$39.2M. The City's financial performance is considered satisfactory, and cash reserves remain strong.

TIMELINE FOR IMPLEMENTATION OF OFFICER RECOMMENDATION

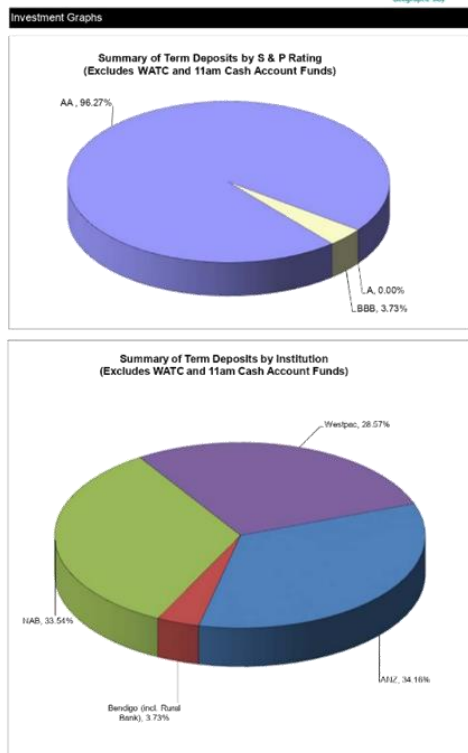
Not applicable.



CITY OF BUSSETON - INVESTMENT PERFORMANCE REPORT For the month of October 2020



11am Bank Account				As at 31 October 2020	
INSTITUTION				RATE	AMOUNT
ANZ 11am At Call Deposit				0.15%	\$ 6,000,000
Term Deposits - Miscellaneous Funds				As at 31 October 2020	
INSTITUTION	RATING	DAYS	MATURITY	RATE	AMOUNT
ANZ	AA	153	25-Nov-20	0.82%	\$ 2,000,000
NAB	AA	120	06-Nov-20	0.85%	\$ 2,000,000
Westpac	AA	91	06-Dec-20	0.54%	\$ 5,000,000
NAB	AA	150	19-Dec-20	0.82%	\$ 2,000,000
Bendigo	BBB	119	23-Dec-20	0.80%	\$ 3,000,000
NAB	AA	90	06-Jan-21	0.58%	\$ 2,000,000
NAB	AA	150	07-Jan-21	0.75%	\$ 3,000,000
Westpac	AA	153	17-Jan-21	0.66%	\$ 1,500,000
ANZ	AA	153	24-Jan-21	0.81%	\$ 3,000,000
NAB	AA	151	08-Feb-21	0.70%	\$ 3,000,000
ANZ	AA	153	10-Feb-21	0.76%	\$ 2,000,000
Westpac	AA	215	24-Feb-21	0.70%	\$ 3,000,000
ANZ	AA	153	24-Feb-21	0.73%	\$ 3,000,000
Westpac	AA	92	12-Jan-21	0.53%	\$ 2,000,000
NAB	AA	180	09-Mar-21	0.70%	\$ 3,000,000
ANZ	AA	181	10-Mar-21	0.80%	\$ 2,000,000
NAB	AA	270	21-Mar-21	0.92%	\$ 4,000,000
Westpac	AA	212	24-Mar-21	0.70%	\$ 2,000,000
NAB	AA	271	29-Mar-21	0.90%	\$ 4,000,000
NAB	AA	210	08-Apr-21	0.70%	\$ 4,000,000
ANZ	AA	214	12-Apr-21	0.81%	\$ 2,000,000
ANZ	AA	243	15-Apr-21	0.86%	\$ 3,500,000
ANZ	AA	274	25-Apr-21	0.89%	\$ 4,000,000
Westpac	AA	212	29-Apr-21	0.60%	\$ 4,000,000
ANZ	AA	242	10-May-21	0.82%	\$ 3,000,000
Westpac	AA	212	22-May-21	0.50%	\$ 1,500,000
ANZ	AA	273	10-Jun-21	0.82%	\$ 3,000,000
WBC	AA	365	10-Sep-21	0.70%	\$ 4,000,000
Total of Term Deposits					\$ 80,500,000
Weighted Average Annual Rate of Return					0.74%



Airport Redevelopment Funds					As at 31 October 2020
WA Treasury Corp. - Overnight Cash Deposit Facility			0.20%	\$ 1,638,207	
WA Treasury Corp. - State Bonds	02-Sep-19		Matured		
Total of Airport Redevelopment Funds - WATC				\$ 1,638,207	
Total of Airport Redevelopment Funds - Bank Term Deposits				Nil	
				\$ 0	
ANZ Cash Account	AA	NA	NA	0.15%	
				\$ 1,158,221	
Total of Airport Redevelopment Funds - Other				\$ 1,158,221	
Total of Airport Redevelopment Funds				\$ 2,796,428	
Interest Received 2015/16				\$ 609,666	
Interest Received 2016/17				\$ 1,158,623	
Interest Received 2017/18				\$ 631,835	
Interest Received 2018/19				\$ 121,836	
Interest Received 2019/20				\$ 43,093	
Interest Received 2020/21				\$ 1,406	
Interest Accrued but not yet Received				\$ 278	
Total Interest Airport Funds (Non-Reserve) at month's end				\$ 2,566,738	
Interest Transferred out and held in City Reserve Account 136				\$ 1,085,630	
Interest Transferred out to Municipal Funds				\$ 24,216	
Interest Earned (incl. Accrued) on Funds Held in City Reserve A/c 136				\$ 74,597	

(Note: Funds held with the WATC are in accordance with the Airport Redevelopment Funding Contract and the Foreshore Development Contract and are not held within the requirements of the City's Investment Policy 218)

(Note: Funds held with the WATC are in accordance with the Airport Redevelopment Funding Contract and the Foreshore Development Contract and are not held within the requirements of the City's Investment Policy 218)

SUMMARY OF ALL INVESTMENTS HELD	As at 1 year ago	As at 30 June 2020	As at 31 October 2020
11am Bank Account	\$ 5,000,000	\$ 13,500,000	\$ 6,000,000
Term Deposits - Misc. Funds	\$ 74,500,000	\$ 54,500,000	\$ 80,500,000
Foreshore Development Funds - WATC	\$ -	\$ -	\$ -
Airport Redevelopment - WATC Deposits	\$ 4,975,742	\$ 1,637,382	\$ 1,638,207
Airport Redevelopment - Bank Term Deposit	\$ -	\$ -	\$ -
Airport Redevelopment - ANZ Cash A/c	\$ 2,785	\$ 1,158,221	\$ 1,158,221
Total of all Investments Held	\$ 84,478,527	\$ 70,795,602	\$ 89,296,428
TOTAL INTEREST RECEIVED AND ACCRUED	\$ 408,129	\$ 1,123,760	\$ 164,189
INTEREST BUDGET	\$ 377,405	\$ 1,480,000	\$ 176,928

(Note: Interest figures relate to City general funds only and does not include interest allocated to specific areas such as the Airport Redevelopment)

Statement of Compliance with Council's Investment Policy 218

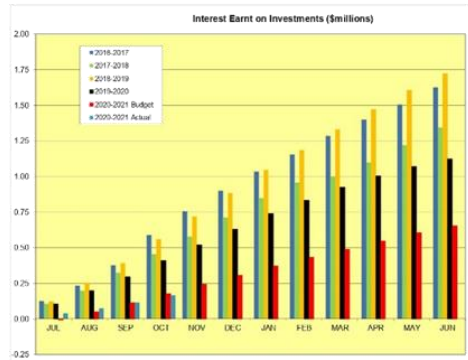
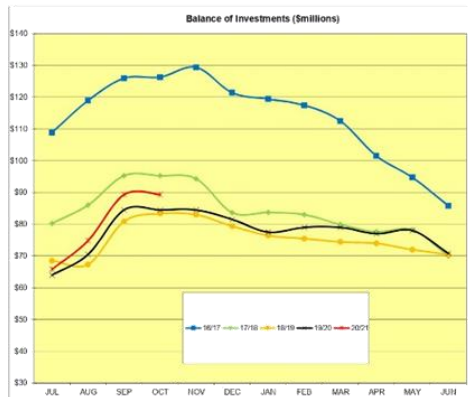
- All funds are to be invested within legislative limits.
- All individual funds held within the portfolio are not to exceed a set percentage of the total portfolio value.
- The amount invested based upon the Fund's Rating is not to exceed the set percentages of the total portfolio.
- The amount invested based upon the Investment Horizon is not to exceed the set percentages of the total portfolio.

Fully Compliant

Fully Compliant

Fully Compliant

Fully Compliant



City of Busselton

Statement of Financial Activity

Year to Date As At 31 October 2020

	2020/2021 Actual YTD	2020/2021 Amended Budget YTD	2020/2021 Original Budget YTD	2020/2021 Amended Budget	2020/2021 Original Budget	2020/21 YTD Bud (A) Variance %
	\$	\$	\$	\$	\$	%
Revenue from Ordinary Activities						
Rates	52,150,085	52,279,978	52,279,978	52,759,360	52,759,360	-0.25%
Operating Grants, Subsidies and Contributions	1,553,116	1,432,840	1,248,044	4,819,786	4,454,801	8.39%
Fees & Charges	9,588,593	9,783,277	9,813,402	16,398,638	16,398,638	-1.99%
Other Revenue	135,180	115,891	115,891	424,730	424,730	16.64%
Interest Earnings	503,157	464,128	464,128	1,046,684	1,046,684	8.41%
	63,930,131	64,076,114	63,921,443	75,449,198	75,084,213	-0.23%
Expenses from Ordinary Activities						
Employee Costs	(9,920,715)	(10,934,991)	(10,934,991)	(33,604,206)	(33,604,206)	9.28%
Materials & Contracts	(4,396,614)	(6,138,202)	(6,169,151)	(18,710,746)	(18,710,746)	28.37%
Utilities (Gas, Electricity, Water etc)	(817,170)	(930,874)	(930,874)	(2,770,956)	(2,770,956)	12.21%
Depreciation on non current assets	(8,036,186)	(8,046,696)	(8,046,696)	(24,050,074)	(24,050,074)	0.13%
Insurance Expenses	(595,730)	(744,378)	(744,378)	(770,664)	(770,664)	19.97%
Other Expenditure	(686,189)	(1,604,135)	(1,639,865)	(5,236,779)	(5,236,779)	57.22%
Allocations	280,166	808,455	808,455	2,425,700	2,425,700	65.35%
	(24,172,438)	(27,590,821)	(27,657,500)	(82,717,725)	(82,717,725)	12.39%
Borrowings Cost Expense						
Interest Expenses	(378,669)	(388,114)	(388,114)	(1,301,926)	(1,301,926)	2.43%
	(378,669)	(388,114)	(388,114)	(1,301,926)	(1,301,926)	2.43%
Non-Operating Grants, Subsidies and Contributions	2,798,325	3,814,724	3,665,391	29,904,462	29,090,854	-26.64%
Profit on Asset Disposals	(10,232)	5,193	5,193	19,193	19,193	-297.04%
Loss on Asset Disposals	(1,894)	(43,874)	(43,874)	(90,673)	(90,673)	95.68%
	2,786,199	3,776,043	3,626,710	29,832,982	29,019,374	-26.21%
Net Result	42,165,223	39,873,221	39,502,539	21,262,529	20,083,936	5.75%
Adjustments for Non-cash Revenue & Expenditure						
Depreciation	8,036,186	8,046,696	8,046,696	24,050,074	24,050,074	
Donated Assets	0	0	0	(6,597,200)	(6,597,200)	
(Profit)/Loss on Sale of Assets	12,126	38,681	38,681	71,480	71,480	
Allocations & Other Adjustments	207,490	0	0	0	0	
Deferred Pensioner Movements (Non-current)	12,605	0	0	0	0	
Recording of Employee Benefit Provisions (NC)	0	0	0	0	0	
Deposit & Bonds Movements (cash backed NC)	1,333,285	0	0	0	0	
Future Obligations Net Movements (NC)	785,099	221,740	221,740	(4,909,897)	(4,909,897)	
Capital Revenue & (Expenditure)						
Land & Buildings	(1,604,774)	(2,332,565)	(5,737,363)	(17,454,059)	(17,454,059)	31.20%
Plant & Equipment	(205,528)	(530,448)	(530,448)	(2,510,340)	(2,510,340)	61.25%
Furniture & Equipment	(30,852)	(80,755)	(178,756)	(461,088)	(461,088)	61.80%
Infrastructure	(4,331,091)	(10,640,296)	(10,609,490)	(35,785,600)	(33,943,507)	59.30%
Right of Use Assets						
Proceeds from Sale of Assets	121,925	261,500	261,500	581,500	581,500	-53.37%
Proceeds from New Loans	0	0	0	7,700,000	7,700,000	0.00%
Self Supporting Loans - Repayment of Principal	26,630	14,654	14,654	76,082	76,082	81.72%
Total Loan Repayments - Principal	(1,010,822)	(1,000,712)	(1,000,712)	(3,202,662)	(3,202,662)	-1.01%
Repayment Capital Lease	(238,323)	(260,950)	(260,950)	(521,900)	(521,900)	8.67%
Advances to Community Groups	0	0	0	(200,000)	(200,000)	0.00%
Transfer to Restricted Assets	(1,900,241)	(18,336)	(18,336)	(62,750)	(62,750)	-10263.45%
Transfer from Restricted Assets	59,012	0	0	2,747,074	2,747,074	0.00%
Transfer to Reserves	(6,175,357)	(6,202,840)	(6,202,840)	(20,025,834)	(20,025,834)	0.44%
Transfer from Reserves	1,462,052	1,698,005	1,698,005	34,768,797	34,105,297	-13.90%
Opening Funds Surplus/ (Deficit)	473,794	473,793	473,793	473,794	473,794	
Net Current Position - Surplus / (Deficit)	39,198,438	29,561,388	25,718,713	0	0	

City of BusseltonNet Current PositionYear to Date As At 31 October 2020

	2020/21 Actual	2020/21 Amended Budget	2020/21 Original Budget	2019/20 Actual
	\$	\$	\$	\$
<u>NET CURRENT ASSETS</u>				
<u>CURRENT ASSETS</u>				
Cash - Unrestricted	19,735,138	1,121,325	1,121,325	1,595,119
Cash - Restricted	75,460,721	51,418,897	52,142,397	68,906,185
Sundry Debtors	699,456	2,000,000	2,000,000	2,122,414
Rates Outstanding - General	21,476,782	1,500,000	1,500,000	1,506,931
Stock on Hand	16,543	25,802	25,802	25,802
	<u>117,388,639</u>	<u>56,066,024</u>	<u>56,789,524</u>	<u>74,156,451</u>
<u>LESS: CURRENT LIABILITIES</u>				
Bank Overdraft	0	0	0	0
Sundry Creditors	2,729,480	4,647,127	4,647,127	4,776,472
Performance Bonds	3,798,760	2,465,476	2,465,476	2,465,476
	<u>6,528,240</u>	<u>7,112,603</u>	<u>7,112,603</u>	<u>7,241,948</u>
Current Position (inclusive of Restricted Funds)	110,860,399	48,953,421	49,676,921	66,914,504
Add: Cash Backed Liabilities (Deposits & Bonds)	3,798,760	2,465,476	2,465,476	2,465,476
Less: Cash - Restricted Funds	(75,460,721)	(51,418,897)	(52,142,397)	(68,906,185)
<u>NET CURRENT ASSET POSITION</u>	<u>39,198,438</u>	<u>(0)</u>	<u>0</u>	<u>473,794</u>

City of BusseltonCapital Acquisition ReportProperty, Plant & Equipment, InfrastructureFor the Period Ended 31 October 2020

Description	2020/21 Actual	2020/21 Amended Budget YTD	2020/21 Original Budget YTD	2020/21 Amended Budget	2020/21 Original Budget	2020/21 Budget YTD Variance
	\$	\$	\$	\$	\$	%
>> Property, Plant & Equipment						
Land						
10610 Property Services Administration	12,100	25,000	25,000	150,000	150,000	-51.60%
	12,100	25,000	25,000	150,000	150,000	-51.60%
Buildings						
Major Projects						
Major Project - Library Expansion						
B9516 Busselton Library Upgrade	278,300	452,000	212,498	608,000	608,000	-38.43%
	278,300	452,000	212,498	608,000	608,000	-38.43%
Major Project - Administration Building						
B9010 Civic and Administration Centre Minor Upgrades	3,030	2,416	2,416	7,248	7,248	25.43%
	3,030	2,416	2,416	7,248	7,248	25.43%
Buildings (Other)						
B9300 Aged Housing Capital Improvements - Winderlup	0	26,400	26,400	80,000	80,000	-100.00%
B9301 Aged Housing Capital Improvements - Harris Road	26,082	20,000	20,000	60,000	60,000	30.41%
B9302 Aged Housing Capital Improvements - Winderlup Court (City)	0	52,000	52,000	52,000	52,000	-100.00%
B9407 Busselton Senior Citizens	594,278	738,128	354,363	738,128	738,128	-19.49%
B9534 Community Resource Centre	5,750	0	0	50,000	50,000	0.00%
B9556 NCC Upgrade	0	0	0	130,000	130,000	0.00%
B9558 Churchill Park - Change Room Refurbishment	0	21,000	21,000	21,000	21,000	-100.00%
B9591 Performing Arts Convention Centre	602,346	719,125	4,747,190	14,246,200	14,246,200	-16.24%
B9596 GLC Building Improvements	2,564	163,884	163,884	491,657	491,657	-98.44%
B9605 Energy Efficiency Initiatives (Various Buildings)	0	0	0	103,000	103,000	0.00%
B9606 King Street Toilets	48,647	15,344	15,344	46,026	46,026	217.04%
B9607 General Buildings Asset Renewal Allocation (Various Building)	32,262	50,000	50,000	150,000	150,000	-35.48%
B9608 Demolition Allocation (Various Buildings)	2,011	0	0	25,000	25,000	0.00%
B9610 Old Butter Factory	(6,593)	0	0	0	0	0.00%
B9611 Smiths Beach New Public Toilet	398	0	0	200,000	200,000	0.00%
B9612 Churchill Park Renew Sports Lights	0	0	0	140,000	140,000	0.00%
B9613 GLC CCTV Installation	0	18,000	18,000	18,000	18,000	-100.00%
B9711 Busselton Airport - Building	0	15,000	15,000	15,000	15,000	-100.00%
B9717 Airport Construction, Existing Terminal Upgrade	0	14,268	14,268	42,800	42,800	-100.00%
B9809 Busselton Jetty Tourist Park Compliance Works	3,600	0	0	80,000	80,000	0.00%
	1,311,344	1,853,149	5,497,449	16,688,811	16,688,811	-29.24%
Total Buildings	1,592,674	2,307,565	5,712,363	17,304,059	17,304,059	-30.98%
Plant & Equipment						
10100 Finance & Corporate Services Support	0	0	0	50,000	50,000	0.00%
10372 Dunsborough Cemetery	0	10,000	10,000	20,000	20,000	-100.00%
10810 Statutory Planning	0	35,000	35,000	35,000	35,000	-100.00%
10920 Environmental Health Services Administration	0	35,000	35,000	35,000	35,000	-100.00%
10950 Animal Control	0	50,000	50,000	50,000	50,000	-100.00%
10980 Other Law, Order & Public Safety	0	50,000	50,000	50,000	50,000	-100.00%
11151 Airport Operations	0	0	0	40,000	40,000	0.00%
11156 Airport Development Operations	166,365	94,368	94,368	283,100	283,100	76.29%
11160 Busselton Jetty	0	15,000	15,000	15,000	15,000	-100.00%
11401 Transport - Workshop	10,410	30,000	30,000	30,000	30,000	-65.30%
11402 Plant Purchases (P10)	0	40,000	40,000	1,420,000	1,420,000	-100.00%

City of Busselton

Capital Acquisition Report

Property, Plant & Equipment, Infrastructure

For the Period Ended 31 October 2020

Description	2020/21 Actual	2020/21 Amended Budget YTD	2020/21 Original Budget YTD	2020/21 Amended Budget	2020/21 Original Budget	2020/21 Budget YTD Variance
11403 Plant Purchases (P11)	0	80,000	80,000	205,000	205,000	-100.00%
11404 Plant Purchases (P12)	0	10,000	10,000	114,000	114,000	-100.00%
11406 Plant Purchases (P14)	18,160	7,748	7,748	23,240	23,240	134.38%
11407 P&E - P&G Smart Technologies	0	33,332	33,332	100,000	100,000	-100.00%
11500 Operations Services Administration	0	40,000	40,000	40,000	40,000	-100.00%
B1025 Yallingup Coastal Bushfire Brigade	10,592	0	0	0	0	0.00%
	205,528	530,448	530,448	2,510,340	2,510,340	-61.25%
Furniture & Office Equipment						
10250 Information & Communication Technology Services	30,852	47,755	145,756	407,088	407,088	-35.39%
10590 Naturaliste Community Centre	0	3,000	3,000	12,000	12,000	-100.00%
10591 Geographe Leisure Centre	0	20,000	20,000	20,000	20,000	-100.00%
10625 Art Geo Administration	0	10,000	10,000	10,000	10,000	-100.00%
10900 Cultural Planning	0	0	0	12,000	12,000	0.00%
	30,852	80,755	178,756	461,088	461,088	-61.80%
Sub-Total Property, Plant & Equipment	1,841,154	2,943,768	6,446,567	20,425,487	20,425,487	-37.46%
>> Infrastructure						
Roads						
S0005 Ludlow Hithergreen Road - Second Coat Seal	1,886	225,004	225,004	675,000	675,000	-99.16%
S0048 Bussell Highway	0	249,992	249,992	750,000	750,000	-100.00%
S0070 Peel & Queen Street Roundabout Service Relocation	63,180	150,000	150,000	1,200,000	450,000	-57.88%
S0072 Kaloorup Road - Reconstruct and Seal Shoulders	0	136,668	136,668	410,000	410,000	-100.00%
S0073 Gale Road Rural Reconstruction	5,054	479,000	479,000	1,437,000	1,437,000	-98.94%
S0074 Causeway Road Duplication	840,618	1,595,468	1,595,468	2,286,000	2,286,000	-47.31%
S0075 Local Road and Community Infrastructure Program	32,744	320,624	320,624	961,870	961,870	-89.79%
S0076 Kaloorup Road (Stage 1)	0	0	0	400,500	0	0.00%
S0321 Yoongarillup Road - Second Coat Seal	0	46,336	46,336	139,000	139,000	-100.00%
S0323 Piggot Road - Second Coat Seal	0	4,332	4,332	13,000	13,000	-100.00%
S0328 Wonnerup South Road Second Coat Seal	0	24,000	24,000	72,000	72,000	-100.00%
S0329 Georgette Street Reconstruction	109	46,676	46,676	140,000	140,000	-99.77%
S0330 Hakea Way Asphalt Overlay	226	28,300	28,300	85,000	85,000	-99.20%
T0019 Wonnerup South Road - Reconstruct and Widening (narrow seal)	102,945	149,333	0	448,000	0	-31.06%
T0020 Capel Tutunup Road	3,668	505,004	505,004	1,515,000	1,515,000	-99.27%
T0086 Yoongarillup Road - Reconstruct & Widen (Western Section)	168,231	141,968	141,968	425,917	425,917	18.50%
V0002 Eastern Link - Busselton Traffic Study	412,622	541,750	541,750	541,750	541,750	-23.84%
V0006 Eastern Link - Causeway Road Service Relocations	170,051	200,000	200,000	200,000	200,000	-14.97%
W0015 Gale Road - Reconstruction (50% Council)	271	10,000	10,000	30,000	30,000	-97.29%
W0032 Chamber Road	0	8,016	8,016	24,000	24,000	-100.00%
W0044 Brash Road Yallingup	0	18,336	18,336	55,000	55,000	-100.00%
W0067 Ford Road Reconstruct and Asphalt Overlay	246	20,000	20,000	75,600	75,600	-98.77%
W0084 Vasse Yallingup Siding Road	595	0	0	0	0	0.00%
W0108 Yelverton Road	143	38,684	38,684	116,000	116,000	-99.63%
W0121 Geographe Bay Road Quindalup	62,416	243,340	243,340	990,000	730,000	-74.35%
W0176 Signage (Alternate CBD Entry)	18,883	16,000	16,000	16,000	16,000	18.02%
W0201 McDonald Rd Gravel Resheet Sil 1.40 - 2.49	0	19,336	19,336	58,000	58,000	-100.00%
W0231 Carey Street - Asphalt Overlay & Kerb	179,166	63,060	63,060	189,179	189,179	184.12%
W0232 Stanley Street - Asphalt Overlay, Kerbing & Parking	0	49,020	49,020	147,000	147,000	-100.00%
W0234 King Street - Reconstruction, Drainage & Asphalt Overlay	133	0	0	0	0	0.00%
W0240 Metricup Yelverton Road - Gravel Resheet	0	16,652	16,652	50,000	50,000	-100.00%
W0243 Alfred Road - Gravel Resheet	0	16,652	16,652	50,000	50,000	-100.00%
W0244 Koorabin Drive - Reconstruction & Intersection	0	48,000	48,000	144,000	144,000	-100.00%
W0246 Barnard Park East Foreshore Stage 2 Capital Works	0	203,000	203,000	203,000	203,000	-100.00%
W0247 Harvest Road Asphalt Overlay Kerb & Footpath	0	106,668	106,668	320,000	320,000	-100.00%
W0248 Boyle Street Asphalt Overlay	3,379	40,000	40,000	120,000	120,000	-91.55%
W0249 Chloe Court Asphalt Overlay	305	40,000	40,000	120,000	120,000	-99.24%
W0253 Egret Close Asphalt Overlay	208	21,668	21,668	65,000	65,000	-99.04%
W0254 Bird Crescent Asphalt Overlay	98	4,664	4,664	14,000	14,000	-97.90%
W0255 Donnelly Court Reseal	441	9,988	9,988	30,000	30,000	-95.58%

City of Busselton**Capital Acquisition Report****Property, Plant & Equipment, Infrastructure****For the Period Ended 31 October 2020**

Description	2020/21 Actual	2020/21 Amended Budget YTD	2020/21 Original Budget YTD	2020/21 Amended Budget	2020/21 Original Budget	2020/21 Budget YTD Variance
W0258 Jingle Place Reconstruction	502	23,332	23,332	70,000	70,000	-97.85%
W0259 Clinker Drive Roundabout Reconstruction	90	5,020	5,020	15,000	15,000	-98.20%
W0260 Sanson Road Resheet	0	4,016	4,016	12,000	12,000	-100.00%
W0261 Treemartin Road Resheet	0	9,336	9,336	28,000	28,000	-100.00%
W0262 Yallingup Siding Road Resheet	0	17,664	17,664	53,000	53,000	-100.00%
W0263 Marybrook Road Resheet	0	8,016	8,016	24,000	24,000	-100.00%
W0264 Caves Road - Median Crossing	0	8,168	8,168	24,500	24,500	-100.00%
W0265 Seascope Rise - Road Safety Upgrade	0	78,332	78,332	235,000	235,000	-100.00%
W0266 Layman Road Pull Over Bay	0	10,000	10,000	30,000	30,000	-100.00%
W0267 Road Safety Signage Infrastructure	4,995	0	0	117,985	0	0.00%
	2,073,206	6,001,423	5,852,090	15,126,301	13,149,816	-65.45%
Bridges						
A0014 Bussell Highway - 0241	0	248,000	248,000	744,000	744,000	-100.00%
A0022 Yallingup Beach Road Bridge - 3347	0	233,332	233,332	700,000	700,000	-100.00%
A0023 Kaloorup Road Bridge - 3381	0	46,000	46,000	138,000	138,000	-100.00%
A0024 Boallia Road Bridge - 4854	0	46,000	46,000	138,000	138,000	-100.00%
A0025 Tuart Drive Bridge 0238	34	0	0	567,000	567,000	0.00%
	34	573,332	573,332	2,287,000	2,287,000	-99.99%
Car Parks						
C0043 Administration Building Carpark	0	25,000	25,000	100,000	100,000	-100.00%
C0044 Meelup Coastal Nodes - Carpark upgrade	21,648	6,864	6,864	20,595	20,595	215.38%
C0050 Forth Street Groyne Carpark - Formalise and Seal	0	18,200	18,200	54,600	54,600	-100.00%
C0051 Vasse Oval Gravel Car Parking - Dawson (Eastern Side)	0	66,668	66,668	200,000	200,000	-100.00%
C0052 Vasse Kaloorup Oval Carpark Development	51,625	18,092	18,092	54,270	54,270	185.35%
C0053 Car Parking - Rear of Hotel Site 1	312,621	174,160	174,160	522,480	522,480	79.50%
C0054 Barnard East Car Parking	0	26,244	26,244	78,730	78,730	-100.00%
C0055 Barnard Park East Foreshore Car Parking	0	80,000	80,000	310,000	310,000	-100.00%
C0057 Baudin Memorial Carpark	0	28,012	28,012	84,000	84,000	-100.00%
C0058 Eagle Bay Carpark	1,540	28,012	28,012	84,000	84,000	-94.50%
C0059 Dunsborough Yacht Club Carpark	326	80,000	80,000	160,000	160,000	-99.59%
C0060 King Street Carpark Reconstruction	52,127	140,000	140,000	140,000	140,000	-62.77%
	439,887	691,252	691,252	1,808,675	1,808,675	-36.36%
Footpath and Cycleways						
F0002 Bussell Highway - Novacare link to Broadwater Shops	16,153	7,500	7,500	15,000	15,000	115.37%
F0066 Bussell Highway Footpath Sections	0	35,000	35,000	143,000	143,000	-100.00%
F0067 Beach Road Dunsborough Footpath	1,417	68,668	68,668	206,000	206,000	-97.94%
F0084 Thompson Way - New Path	1,079	2,616	2,616	7,848	7,848	-58.75%
F0089 Barnard East Footpaths	878	30,412	30,412	91,240	91,240	-97.11%
F0090 DAIP - Disability Access	0	8,220	8,220	24,657	24,657	-100.00%
F0092 Acorn Place	0	13,336	13,336	40,000	40,000	-100.00%
F0093 Webb Street	15,909	15,180	15,180	45,500	45,500	4.80%
F0094 Georgette Street	0	10,504	10,504	31,500	31,500	-100.00%
F0095 Fern Road	227	15,004	15,004	45,000	45,000	-98.49%
F0096 Stanley Place	218	3,336	3,336	10,000	10,000	-93.47%
F0098 Dunsborough Centennial Park Project	0	33,332	33,332	100,000	100,000	-100.00%
F0100 Micro Brewery - Footpath and Landscaping	65,762	0	0	170,000	170,000	0.00%
F0101 Yalyalup Pump Track & Temporary Toilet	0	0	0	150,000	150,000	0.00%
F1005 End of Trip Facilities for Cyclists	284	10,000	10,000	20,000	20,000	-97.16%
F1022 Buayanup Drain Shared Path	2,250	213,332	213,332	640,000	640,000	-98.95%
	104,176	466,440	466,440	1,739,745	1,739,745	-77.67%
Parks, Gardens and Reserves						
C1012 Townscape Street Furniture Replacement - Busselton	0	3,332	3,332	10,000	10,000	-100.00%
C1026 Townscape Works Dunsborough	253	50,000	50,000	150,000	150,000	-99.49%
C1511 RBFS Various Grant Applications	0	12,500	12,500	50,000	50,000	-100.00%
C1604 Pioneer Cemetery Infrastructure Upgrades	0	41,125	41,125	41,125	41,125	-100.00%
C1605 Busselton Cemetery Infrastructure Upgrades	4,214	23,332	23,332	80,000	80,000	-81.94%
C1609 Pioneer Cemetery - Implement Conservation Plan	1,917	6,668	6,668	20,000	20,000	-71.26%
C1753 Eagle Bay Viewing Platform	0	0	0	95,458	95,458	0.00%
C1760 King Street Reserve - Park Upgrade (Coastal Node)	66,219	15,860	15,860	47,582	47,582	317.52%
C2006 Depot Washdown Facility Upgrades	0	27,500	27,500	82,500	82,500	-100.00%

City of BusseltonCapital Acquisition ReportProperty, Plant & Equipment, InfrastructureFor the Period Ended 31 October 2020

Description	2020/21 Actual	2020/21 Amended Budget YTD	2020/21 Original Budget YTD	2020/21 Amended Budget	2020/21 Original Budget	2020/21 Budget YTD Variance
C2504 Groyne Construction	44,270	17,168	17,168	51,500	51,500	157.86%
C2512 Sand Re-Nourishment	25,712	41,500	41,500	124,500	124,500	-38.04%
C2520 Coastal Protection Works	17,898	15,000	15,000	45,000	45,000	19.32%
C2526 Baudin/ Wonerup Groynes	28,558	0	0	25,000	25,000	0.00%
C2527 Storm Damage Renewal of Infrastructure	0	12,364	12,364	37,090	37,090	-100.00%
C2528 Craig Street Groyne and Sea Wall	0	150,000	150,000	660,000	660,000	-100.00%
C3006 Playgrounds General - Replacement of playground equipment	781	8,332	8,332	25,000	25,000	-90.63%
C3007 Park Furniture Replacement - Replace aged & unsafe Equip	0	8,336	8,336	25,000	25,000	-100.00%
C3048 BBQ Placement and Replacement	2,253	0	0	15,000	15,000	0.00%
C3094 Busselton Foreshore - Stage 3	0	31,812	31,812	55,436	55,436	-100.00%
C3103 Youth Skate Park	0	5,000	5,000	15,000	15,000	-100.00%
C3112 Busselton Foreshore - Exercise Equipment	0	54,650	54,650	217,650	217,650	-100.00%
C3113 Busselton Tennis Club - Infrastructure	32,131	15,912	15,912	47,739	47,739	101.93%
C3116 Dawson Park (Mcintyre St Pos)	0	110,000	110,000	187,467	110,000	-100.00%
C3122 Rails to Trails - Continuation of Implementation Plan	27,766	33,332	33,332	100,000	100,000	-16.70%
C3136 Vasse Oval Kaloorup - Grassing of Existing Oval	1,676	10,000	10,000	30,000	30,000	-83.24%
C3145 Churchill Park	74,624	73,332	73,332	220,000	220,000	1.76%
C3146 Dunsborough Town Centre/ Foreshore	509	0	0	0	0	0.00%
C3166 Vasse River Foreshore - Bridge to Bridge	0	9,332	9,332	28,000	28,000	-100.00%
C3168 Busselton Foreshore Jetty Precinct	66	0	0	0	0	0.00%
C3186 Lou Weston Oval - Courts	481,396	169,216	169,216	507,650	507,650	184.49%
C3187 Port Geographe Reticulation Upgrades	55	0	0	47,297	47,297	0.00%
C3189 Possum Park Barnard East Upgrade	741	5,000	5,000	30,000	30,000	-85.17%
C3194 Meelup Regional Park - Capital Projects	47,125	28,504	28,504	85,509	85,509	65.33%
C3198 Vasse SAR Area General Improvements to the Area	21,040	16,668	16,668	50,000	50,000	26.23%
C3200 Provenge SAR Area General Improvements to the Area	64,430	54,168	54,168	125,000	125,000	18.94%
C3202 Port Geographe Street Light Replacement	3,920	27,668	27,668	82,994	82,994	-85.83%
C3203 Port Geographe General Improvements/ Foreshore	2,355	11,668	11,668	35,000	35,000	-79.82%
C3206 Landscaping - Old Busselton Tennis Club Site	367,106	123,172	123,172	369,520	369,520	198.04%
C3207 Barnard East Underground Power	0	55,100	55,100	165,297	165,297	-100.00%
C3208 Barnard East Landscaping	9,631	80,000	80,000	240,000	240,000	-87.96%
C3210 McBride Park - POS Upgrade	0	32,538	32,538	32,538	32,538	-100.00%
C3211 Tulloh St (Geographe Bay Road) - POS Upgrade	0	90,332	90,332	90,332	90,332	-100.00%
C3212 Siesta Park - Beach Access - POS Upgrade	0	13,379	13,379	13,379	13,379	-100.00%
C3213 Cabarita Road - POS Upgrade	0	28,141	100,000	28,141	100,000	-100.00%
C3214 Kingsford Road - POS Upgrade	0	154,375	154,375	154,375	154,375	-100.00%
C3215 Monash Way - POS Upgrade	0	0	0	167,174	167,174	0.00%
C3216 Wagon Road - POS Upgrade	0	0	0	167,174	167,174	0.00%
C3217 Limestone Quarry - POS Upgrade	0	0	0	167,174	167,174	0.00%
C3218 Dolphin Road - POS Upgrade	0	0	0	91,000	91,000	0.00%
C3219 Kingfish/ Costello - POS Upgrade	0	0	0	91,000	91,000	0.00%
C3220 Quindalup Old Tennis Courts Site - POS Upgrade	0	0	0	53,283	53,283	0.00%
C3222 King St Reserve Park - POS Upgrade	134,783	49,116	49,116	147,348	147,348	174.42%
C3223 Dunsborough Non-Potable Water Network	0	0	0	2,000,000	2,000,000	0.00%
C3224 Dunsborough Nature Based Playground	0	0	0	40,000	40,000	0.00%
C3225 Dunsborough Lakes Sporting Precinct (Stage 1)	9,207	78,333	78,333	2,288,000	2,288,000	-88.25%
C3226 Mitchell Park Upgrade	2,674	0	0	820,000	820,000	0.00%
C3227 Barnard Park East Foreshore Landscaping	3,652	130,000	130,000	280,000	280,000	-97.19%
C3228 General Works - Replacement of Capital Items	0	30,000	30,000	30,000	30,000	-100.00%
C3232 Irrigation Renewal	0	13,332	13,332	40,000	40,000	-100.00%
C3235 Eastern Link Landscaping	48,517	66,668	66,668	200,000	200,000	-27.23%
C3236 Dunsborough Foreshore Lighting	586	16,668	16,668	50,000	50,000	-96.48%
C3237 King Street Landscaping Stage 2	21,048	21,332	21,332	64,000	64,000	-1.33%
C3238 Vasse River - General Upgrade	0	60,000	60,000	100,000	100,000	-100.00%
C3451 Aged Housing Infrastructure (Upgrade)	3,773	4,080	4,080	12,250	12,250	-7.54%
C3479 Vidler Road Waste Site Capital Improvements	805	0	0	50,000	50,000	0.00%
C3481 Transfer Station Development	18,206	50,000	50,000	150,000	150,000	-63.59%
C3485 Site Rehabilitation - Busselton	1,894	333,332	333,332	1,000,000	1,000,000	-99.43%
C3489 Liquid Waste Pond Renewal Works	0	16,668	16,668	50,000	50,000	-100.00%
C3497 Busselton Jetty - Capital Expenditure	79,112	200,000	200,000	870,000	870,000	-60.44%
	1,650,902	2,735,845	2,807,704	13,471,482	13,465,874	-39.66%
Drainage						
D0009 Busselton UA - Geocatch Drain Partnership WSUD Improvements	0	10,000	10,000	30,000	30,000	-100.00%

City of BusseltonCapital Acquisition ReportProperty, Plant & Equipment, InfrastructureFor the Period Ended 31 October 2020

Description	2020/ 21 Actual	2020/21 Amended Budget YTD	2020/21 Original Budget YTD	2020/21 Amended Budget	2020/21 Original Budget	2020/21 Budget YTD Variance
D0020 Glenmeer Ramble Drainage Upgrade	0	16,900	16,900	50,700	50,700	-100.00%
D0021 Chugg Road Drainage Upgrade	0	15,044	15,044	15,044	15,044	-100.00%
	0	41,944	41,944	95,744	95,744	-100.00%
Airport Industrial Parks						
C6025 Installation of Bird Netting	0	25,900	25,900	77,703	77,703	-100.00%
C6026 Airport Car Park Reseal	4,443	25,572	25,572	76,700	76,700	-82.63%
C6087 Airport Construction Stage 2, Landside Civils & Services Inf	0	33,332	33,332	100,000	100,000	-100.00%
C6091 Airport Construction Stage 2, Noise Management Plan	0	0	0	866,500	866,500	0.00%
C6092 Airport Construction Stage 2, Airfield	19,422	6,640	6,640	19,900	19,900	192.50%
C6099 Airport Development - Project Expenses	39,021	38,616	85,284	115,850	255,850	1.05%
	62,886	130,060	176,728	1,256,653	1,396,653	-51.65%
Sub-Total Infrastructure	4,331,091	10,640,296	10,609,490	35,785,600	33,943,507	-59.30%
Grand Total - Capital Acquisitions	6,172,245	13,584,064	17,056,057	56,211,087	54,368,994	
Infrastructure by class						
Roads	2,073,206	6,001,423	5,852,090	18,126,301	16,149,816	-65.45%
Bridges	34	573,332	573,332	2,287,000	2,287,000	-99.99%
Car Parks	439,887	691,252	691,252	1,808,675	1,808,675	-36.36%
Footpaths & Cycleways	104,176	466,440	466,440	2,239,745	2,239,745	-77.67%
Parks, Gardens & Reserves	1,650,902	2,735,845	2,807,704	14,971,482	14,965,874	-39.66%
Drainage	0	41,944	41,944	1,595,745	1,595,745	-100.00%
Regional Airport & Industrial Park Infrastructure	62,886	130,060	176,728	1,256,653	1,396,653	-51.65%
Less : Donated Assets				0	0	0.00%
Total Infrastructure Actual by class	4,331,091	10,640,296	10,609,490	42,285,601	40,443,508	-59.30%

City of BusseltonReserves Movement ReportFor The Period Ending 31 October 2020

	2020/2021 Actual YTD	2020/2021 Amended Budget YTD	2020/2021 Original Budget YTD	2020/2021 Amended Budget	2020/2021 Original Budget	2019/2020 Actual
	\$	\$	\$	\$	\$	\$
100 Airport Infrastructure Renewal and Replacement Reserve						
Accumulated Reserves at Start of Year	1,712,272.40	1,712,272.40	1,712,272.40	1,712,272.40	1,712,272.40	1,821,552.89
Interest transfer to Reserves	4,242.34	6,220.00	6,220.00	18,660.00	18,660.00	28,582.65
Transfer from Muni	1,377.68	1,576.71	1,576.71	1,576.71	1,576.71	0.00
Transfer to Muni	0.00	0.00	0.00	(288,364.00)	(288,364.00)	(137,863.14)
	<u>1,717,892.42</u>	<u>1,720,069.11</u>	<u>1,720,069.11</u>	<u>1,444,145.11</u>	<u>1,444,145.11</u>	<u>1,712,272.40</u>
136 Airport Marketing and Incentive Reserve						
Accumulated Reserves at Start of Year	4,073,790.64	4,073,790.64	4,073,790.64	4,073,790.64	4,073,790.64	3,396,150.77
Interest transfer to Reserves	10,908.94	14,800.00	14,800.00	44,401.00	44,401.00	58,291.83
Transfer from Muni	69,492.00	69,492.00	69,492.00	328,471.00	328,471.00	619,348.04
Transfer to Muni	0.00	0.00	0.00	(1,180,572.00)	(1,180,572.00)	0.00
	<u>4,154,191.58</u>	<u>4,158,082.64</u>	<u>4,158,082.64</u>	<u>3,266,090.64</u>	<u>3,266,090.64</u>	<u>4,073,790.64</u>
143 Airport Noise Mitigation Reserve						
Accumulated Reserves at Start of Year	904,896.43	904,896.43	904,896.43	904,896.43	904,896.43	890,709.89
Interest transfer to Reserves	2,305.49	3,288.00	3,288.00	9,864.00	9,864.00	14,186.54
Transfer to Muni	0.00	0.00	0.00	(866,500.00)	(866,500.00)	0.00
	<u>907,201.92</u>	<u>908,184.43</u>	<u>908,184.43</u>	<u>48,260.43</u>	<u>48,260.43</u>	<u>904,896.43</u>
147 Airport Development Reserve						
Accumulated Reserves at Start of Year	1,576.71	1,576.71	1,576.71	1,576.71	1,576.71	0.00
Interest transfer to Reserves	(199.03)	0.00	0.00	0.00	0.00	1,576.63
Transfer from Muni	0.00	0.00	0.00	0.00	0.00	165,882.00
Transfer to Muni	(1,377.68)	(1,576.71)	(1,576.71)	(1,576.71)	(1,576.71)	(165,881.92)
	<u>0.00</u>	<u>0.00</u>	<u>0.00</u>	<u>0.00</u>	<u>0.00</u>	<u>1,576.71</u>
148 Airport Existing Terminal Building Reserve						
Accumulated Reserves at Start of Year	122,795.41	122,795.41	122,795.41	122,795.41	122,795.41	39,882.21
Interest transfer to Reserves	471.72	448.00	448.00	1,344.00	1,344.00	635.20
Transfer from Muni	27,428.00	27,428.00	27,428.00	82,278.00	82,278.00	82,278.00
	<u>150,695.13</u>	<u>150,671.41</u>	<u>150,671.41</u>	<u>206,417.41</u>	<u>206,417.41</u>	<u>122,795.41</u>
106 Building Asset Renewal Reserve - General Buildings						
Accumulated Reserves at Start of Year	1,483,242.45	1,483,242.45	1,483,242.45	1,483,242.45	1,483,242.45	1,725,055.66
Interest transfer to Reserves	3,165.26	5,388.00	5,388.00	16,164.00	16,164.00	32,703.18
Transfer from Muni	242,384.00	242,384.00	242,384.00	1,037,148.00	1,037,148.00	727,148.00
Transfer to Muni	0.00	0.00	0.00	(1,071,026.00)	(1,071,026.00)	(1,001,664.39)
	<u>1,728,791.71</u>	<u>1,731,014.45</u>	<u>1,731,014.45</u>	<u>1,465,528.45</u>	<u>1,465,528.45</u>	<u>1,483,242.45</u>
404 Barnard Park Sports Pavilion Building Reserve						
Accumulated Reserves at Start of Year	41,352.43	41,352.43	41,352.43	41,352.43	41,352.43	10,666.20
Interest transfer to Reserves	127.11	152.00	152.00	456.00	456.00	460.23
Transfer from Muni	10,076.00	10,076.00	10,076.00	30,226.00	30,226.00	30,226.00
	<u>51,555.54</u>	<u>51,580.43</u>	<u>51,580.43</u>	<u>72,034.43</u>	<u>72,034.43</u>	<u>41,352.43</u>

City of BusseltonReserves Movement ReportFor The Period Ending 31 October 2020

	2020/2021 Actual YTD	2020/2021 Amended Budget YTD	2020/2021 Original Budget YTD	2020/2021 Amended Budget	2020/2021 Original Budget	2019/2020 Actual
	\$	\$	\$	\$	\$	\$
405 Railway House Building Reserve						
Accumulated Reserves at Start of Year	36,854.54	36,854.54	36,854.54	36,854.54	36,854.54	16,761.18
Interest transfer to Reserves	108.03	132.00	132.00	396.00	396.00	458.36
Transfer from Muni	6,544.00	6,544.00	6,544.00	19,635.00	19,635.00	19,635.00
	<u>43,506.57</u>	<u>43,530.54</u>	<u>43,530.54</u>	<u>56,885.54</u>	<u>56,885.54</u>	<u>36,854.54</u>
406 Youth and Community Activities Building Reserve						
Accumulated Reserves at Start of Year	80,356.10	80,356.10	80,356.10	80,356.10	80,356.10	45,712.30
Interest transfer to Reserves	221.97	292.00	292.00	876.00	876.00	1,148.35
Transfer from Muni	14,280.00	14,280.00	14,280.00	42,840.00	42,840.00	42,840.00
Transfer to Muni	0.00	0.00	0.00	0.00	0.00	(9,344.55)
	<u>94,858.07</u>	<u>94,928.10</u>	<u>94,928.10</u>	<u>124,072.10</u>	<u>124,072.10</u>	<u>80,356.10</u>
407 Busselton Library Building Reserve						
Accumulated Reserves at Start of Year	111,021.85	111,021.85	111,021.85	111,021.85	111,021.85	85,071.29
Interest transfer to Reserves	161.16	404.00	404.00	1,212.00	1,212.00	1,716.82
Transfer from Muni	15,232.00	15,232.00	15,232.00	45,696.00	45,696.00	45,696.00
Transfer to Muni	(100,000.00)	(100,000.00)	(100,000.00)	(105,000.00)	(105,000.00)	(21,462.26)
	<u>26,415.01</u>	<u>26,657.85</u>	<u>26,657.85</u>	<u>52,929.85</u>	<u>52,929.85</u>	<u>111,021.85</u>
131 Busselton Community Resource Centre Reserve						
Accumulated Reserves at Start of Year	272,693.17	272,693.17	272,693.17	272,693.17	272,693.17	190,875.82
Interest transfer to Reserves	755.20	992.00	992.00	2,976.00	2,976.00	3,791.98
Transfer from Muni	28,800.00	28,800.00	28,800.00	86,394.00	86,394.00	81,752.64
Transfer to Muni	0.00	0.00	0.00	(50,000.00)	(50,000.00)	(3,727.27)
	<u>302,248.37</u>	<u>302,485.17</u>	<u>302,485.17</u>	<u>312,063.17</u>	<u>312,063.17</u>	<u>272,693.17</u>
408 Busselton Jetty Tourist Park Reserve						
Accumulated Reserves at Start of Year	222,752.80	222,752.80	222,752.80	222,752.80	222,752.80	159,725.80
Interest transfer to Reserves	590.40	808.00	808.00	2,424.00	2,424.00	4,342.04
Transfer from Muni	84,276.00	84,276.00	84,276.00	252,833.00	252,833.00	168,021.20
Transfer to Muni	(40,900.00)	(40,900.00)	(40,900.00)	(243,600.00)	(243,600.00)	(109,336.24)
	<u>266,719.20</u>	<u>266,936.80</u>	<u>266,936.80</u>	<u>234,409.80</u>	<u>234,409.80</u>	<u>222,752.80</u>
409 Geopraphe Leisure Centre Building (GLC) Reserve						
Accumulated Reserves at Start of Year	615,084.29	615,084.29	615,084.29	615,084.29	615,084.29	381,186.42
Interest transfer to Reserves	1,893.82	2,236.00	2,236.00	6,708.00	6,708.00	7,619.95
Transfer from Muni	86,840.00	86,840.00	86,840.00	260,521.00	260,521.00	570,521.00
Transfer to Muni	0.00	0.00	0.00	(819,657.00)	(819,657.00)	(344,243.08)
	<u>703,818.11</u>	<u>704,160.29</u>	<u>704,160.29</u>	<u>62,656.29</u>	<u>62,656.29</u>	<u>615,084.29</u>
331 Joint Venture Aged Housing Reserve (Harris/ Winderlup)						
Accumulated Reserves at Start of Year	1,237,306.78	1,237,306.78	1,237,306.78	1,237,306.78	1,237,306.78	1,085,870.41
Interest transfer to Reserves	3,311.36	4,496.00	4,496.00	13,488.00	13,488.00	17,937.89
Transfer from Muni	43,936.00	43,936.00	43,936.00	131,806.00	131,806.00	185,261.37
Transfer to Muni	0.00	0.00	0.00	(152,250.00)	(152,250.00)	(51,762.89)
	<u>1,284,554.14</u>	<u>1,285,738.78</u>	<u>1,285,738.78</u>	<u>1,230,350.78</u>	<u>1,230,350.78</u>	<u>1,237,306.78</u>

City of BusseltonReserves Movement ReportFor The Period Ending 31 October 2020

	2020/2021 Actual YTD	2020/2021 Amended Budget YTD	2020/2021 Original Budget YTD	2020/2021 Amended Budget	2020/2021 Original Budget	2019/2020 Actual
	\$	\$	\$	\$	\$	\$
403 Winderup Aged Housing Reserve (City Controlled)						
Accumulated Reserves at Start of Year	212,935.38	212,935.38	212,935.38	212,935.38	212,935.38	212,501.16
Interest transfer to Reserves	561.28	772.00	772.00	2,316.00	2,316.00	3,457.97
Transfer from Muni	16,184.00	16,184.00	16,184.00	48,550.00	48,550.00	2,046.25
Transfer to Muni	0.00	0.00	0.00	(52,000.00)	(52,000.00)	(5,070.00)
	<u>229,680.66</u>	<u>229,891.38</u>	<u>229,891.38</u>	<u>211,801.38</u>	<u>211,801.38</u>	<u>212,935.38</u>
410 Naturaliste Community Centre Building (NCC) Reserve						
Accumulated Reserves at Start of Year	125,076.60	125,076.60	125,076.60	125,076.60	125,076.60	63,745.73
Interest transfer to Reserves	361.64	456.00	456.00	1,368.00	1,368.00	1,622.87
Transfer from Muni	19,904.00	19,904.00	19,904.00	59,708.00	59,708.00	59,708.00
Transfer to Muni	0.00	0.00	0.00	(142,000.00)	(142,000.00)	0.00
	<u>145,342.24</u>	<u>145,436.60</u>	<u>145,436.60</u>	<u>44,152.60</u>	<u>44,152.60</u>	<u>125,076.60</u>
411 Civic and Administration Building Reserve						
Accumulated Reserves at Start of Year	429,689.17	429,689.17	429,689.17	429,689.17	429,689.17	187,928.40
Interest transfer to Reserves	1,286.19	1,560.00	1,560.00	4,680.00	4,680.00	5,512.65
Transfer from Muni	94,000.00	94,000.00	94,000.00	282,000.00	282,000.00	282,000.00
Transfer to Muni	0.00	0.00	0.00	(48,983.00)	(48,983.00)	(45,751.88)
	<u>524,975.36</u>	<u>525,249.17</u>	<u>525,249.17</u>	<u>667,386.17</u>	<u>667,386.17</u>	<u>429,689.17</u>
412 Vasse Sports Pavilion Building Reserve						
Accumulated Reserves at Start of Year	541.14	541.14	541.14	541.14	541.14	0.00
Interest transfer to Reserves	1.75	0.00	0.00	0.00	0.00	5.14
Transfer from Muni	180.00	180.00	180.00	536.00	536.00	536.00
	<u>722.89</u>	<u>721.14</u>	<u>721.14</u>	<u>1,077.14</u>	<u>1,077.14</u>	<u>541.14</u>
110 Jetty Maintenance Reserve						
Accumulated Reserves at Start of Year	5,239,342.58	5,239,342.58	5,239,342.58	5,239,342.58	5,239,342.58	4,806,278.94
Interest transfer to Reserves	13,621.60	19,036.00	19,036.00	57,108.00	57,108.00	82,679.79
Transfer from Muni	67,040.00	67,040.00	67,040.00	1,325,111.00	1,325,111.00	1,286,516.00
Transfer to Muni	0.00	(15,000.00)	(15,000.00)	(1,255,708.00)	(1,255,708.00)	(936,132.15)
	<u>5,320,004.18</u>	<u>5,310,418.58</u>	<u>5,310,418.58</u>	<u>5,365,853.58</u>	<u>5,365,853.58</u>	<u>5,239,342.58</u>
150 Jetty Self Insurance Reserve						
Accumulated Reserves at Start of Year	432,198.16	432,198.16	432,198.16	432,198.16	432,198.16	365,698.37
Interest transfer to Reserves	1,144.32	1,572.00	1,572.00	4,716.00	4,716.00	6,499.79
Transfer from Muni	20,000.00	20,000.00	20,000.00	60,000.00	60,000.00	60,000.00
	<u>453,342.48</u>	<u>453,770.16</u>	<u>453,770.16</u>	<u>496,914.16</u>	<u>496,914.16</u>	<u>432,198.16</u>
223 Road Asset Renewal Reserve						
Accumulated Reserves at Start of Year	1,597,128.65	1,597,128.65	1,597,128.65	1,597,128.65	1,597,128.65	1,119,116.75
Interest transfer to Reserves	3,634.13	5,804.00	5,804.00	17,412.00	17,412.00	39,808.24
Transfer from Muni	1,167,264.00	1,167,264.00	1,167,264.00	3,501,790.00	3,501,790.00	3,458,128.00
Transfer to Muni	0.00	0.00	0.00	(4,638,999.00)	(3,995,499.00)	(3,019,924.34)
	<u>2,768,026.78</u>	<u>2,770,196.65</u>	<u>2,770,196.65</u>	<u>477,331.65</u>	<u>1,120,831.65</u>	<u>1,597,128.65</u>

City of BusseltonReserves Movement ReportFor The Period Ending 31 October 2020

	2020/2021 Actual YTD	2020/2021 Amended Budget YTD	2020/2021 Original Budget YTD	2020/2021 Amended Budget	2020/2021 Original Budget	2019/2020 Actual
	\$	\$	\$	\$	\$	\$
224 Footpath/ Cycle Ways Reserve						
Accumulated Reserves at Start of Year	408,437.28	408,437.28	408,437.28	408,437.28	408,437.28	3,670.90
Interest transfer to Reserves	1,220.31	1,484.00	1,484.00	4,452.00	4,452.00	8,786.80
Transfer from Muni	405,348.00	405,348.00	405,348.00	1,216,038.00	1,216,038.00	1,184,602.00
Transfer to Muni	0.00	0.00	0.00	(1,382,583.00)	(1,382,583.00)	(788,622.42)
	<u>815,005.59</u>	<u>815,269.28</u>	<u>815,269.28</u>	<u>246,344.28</u>	<u>246,344.28</u>	<u>408,437.28</u>
226 Other Infrastructure Reserve						
Accumulated Reserves at Start of Year	264,388.99	264,388.99	264,388.99	264,388.99	264,388.99	0.00
Interest transfer to Reserves	803.16	960.00	960.00	2,880.00	2,880.00	3,298.02
Transfer from Muni	119,000.00	119,000.00	119,000.00	357,000.00	357,000.00	347,000.00
Transfer to Muni	0.00	0.00	0.00	(297,041.00)	(297,041.00)	(85,909.03)
	<u>384,192.15</u>	<u>384,348.99</u>	<u>384,348.99</u>	<u>327,227.99</u>	<u>327,227.99</u>	<u>264,388.99</u>
225 Parks, Gardens and Reserves Reserve						
Accumulated Reserves at Start of Year	833,946.23	833,946.23	833,946.23	833,946.23	833,946.23	0.00
Interest transfer to Reserves	2,646.52	3,032.00	3,032.00	9,096.00	9,096.00	10,825.77
Transfer from Muni	428,388.00	428,388.00	428,388.00	1,285,166.00	1,285,166.00	1,214,001.00
Transfer to Muni	0.00	0.00	0.00	(1,983,645.00)	(1,983,645.00)	(390,880.54)
	<u>1,264,980.75</u>	<u>1,265,366.23</u>	<u>1,265,366.23</u>	<u>144,563.23</u>	<u>144,563.23</u>	<u>833,946.23</u>
151 Furniture and Equipment Reserve						
Accumulated Reserves at Start of Year	257,784.19	257,784.19	257,784.19	257,784.19	257,784.19	0.00
Interest transfer to Reserves	1,238.56	936.00	936.00	2,808.00	2,808.00	0.00
Transfer from Muni	144,668.00	144,668.00	144,668.00	434,000.00	434,000.00	364,900.00
Transfer to Muni	0.00	(30,000.00)	(30,000.00)	(434,000.00)	(434,000.00)	(107,115.81)
	<u>403,690.75</u>	<u>373,388.19</u>	<u>373,388.19</u>	<u>260,592.19</u>	<u>260,592.19</u>	<u>257,784.19</u>
115 Plant Replacement Reserve						
Accumulated Reserves at Start of Year	1,098,441.92	1,098,441.92	1,098,441.92	1,098,441.92	1,098,441.92	1,205,526.70
Interest transfer to Reserves	2,115.83	3,992.00	3,992.00	11,976.00	11,976.00	23,720.77
Transfer from Muni	410,481.44	436,556.00	436,556.00	1,027,662.00	1,027,662.00	900,737.00
Transfer to Muni	0.00	(143,000.00)	(143,000.00)	(492,240.00)	(492,240.00)	(1,031,542.55)
	<u>1,511,039.19</u>	<u>1,395,989.92</u>	<u>1,395,989.92</u>	<u>1,645,839.92</u>	<u>1,645,839.92</u>	<u>1,098,441.92</u>
137 Major Traffic Improvements Reserve						
Accumulated Reserves at Start of Year	638,845.53	638,845.53	638,845.53	638,845.53	638,845.53	1,495,577.97
Interest transfer to Reserves	1,120.25	2,320.00	2,320.00	6,960.00	6,960.00	25,423.53
Transfer from Muni	362,996.00	362,996.00	362,996.00	1,088,988.00	1,088,988.00	1,128,705.00
Transfer to Muni	0.00	0.00	0.00	(1,641,750.00)	(1,641,750.00)	(2,010,860.97)
	<u>1,002,961.78</u>	<u>1,004,161.53</u>	<u>1,004,161.53</u>	<u>93,043.53</u>	<u>93,043.53</u>	<u>638,845.53</u>
132 CBD Enhancement Reserve						
Accumulated Reserves at Start of Year	613,762.47	613,762.47	613,762.47	613,762.47	613,762.47	171,316.34
Interest transfer to Reserves	1,907.90	2,232.00	2,232.00	6,696.00	6,696.00	7,539.43
Transfer from Muni	180,136.00	180,136.00	180,136.00	540,415.00	540,415.00	524,713.00
Transfer to Muni	0.00	0.00	0.00	(590,000.00)	(590,000.00)	(89,806.30)
	<u>795,806.37</u>	<u>796,130.47</u>	<u>796,130.47</u>	<u>570,873.47</u>	<u>570,873.47</u>	<u>613,762.47</u>

City of BusseltonReserves Movement ReportFor The Period Ending 31 October 2020

	2020/2021 Actual YTD	2020/2021 Amended Budget YTD	2020/2021 Original Budget YTD	2020/2021 Amended Budget	2020/2021 Original Budget	2019/2020 Actual
	\$	\$	\$	\$	\$	\$
127 New Infrastructure Development Reserve						
Accumulated Reserves at Start of Year	1,506,175.05	1,506,175.05	1,506,175.05	1,506,175.05	1,506,175.05	1,803,171.42
Interest transfer to Reserves	1,881.66	5,472.00	5,472.00	16,416.00	16,416.00	26,494.60
Transfer from Muni	64,208.60	62,076.00	62,076.00	186,231.00	186,231.00	201,157.40
Transfer to Muni	(50,000.00)	(50,000.00)	(50,000.00)	(1,420,645.00)	(1,400,645.00)	(524,648.37)
	<u>1,522,265.31</u>	<u>1,523,723.05</u>	<u>1,523,723.05</u>	<u>288,177.05</u>	<u>308,177.05</u>	<u>1,506,175.05</u>
141 Commonage Precinct Infrastructure Road Reserve						
Accumulated Reserves at Start of Year	234,906.64	234,906.64	234,906.64	234,906.64	234,906.64	231,223.87
Interest transfer to Reserves	(340.58)	852.00	852.00	2,556.00	2,556.00	3,682.77
Transfer from Muni	939.07	0.00	0.00	0.00	0.00	0.00
Transfer to Muni	0.00	0.00	0.00	(235,000.00)	(235,000.00)	0.00
	<u>235,505.13</u>	<u>235,758.64</u>	<u>235,758.64</u>	<u>2,462.64</u>	<u>2,462.64</u>	<u>234,906.64</u>
114 City Car Parking and Access Reserve						
Accumulated Reserves at Start of Year	1,555,124.38	1,555,124.38	1,555,124.38	1,555,124.38	1,555,124.38	1,281,336.70
Interest transfer to Reserves	3,718.20	5,652.00	5,652.00	16,956.00	16,956.00	24,799.27
Transfer from Muni	4,152.00	4,152.00	4,152.00	52,465.00	52,465.00	505,188.00
Transfer to Muni	0.00	0.00	0.00	(1,375,579.00)	(1,375,579.00)	(256,199.59)
	<u>1,562,994.58</u>	<u>1,564,928.38</u>	<u>1,564,928.38</u>	<u>248,966.38</u>	<u>248,966.38</u>	<u>1,555,124.38</u>
154 Debt Default Reserve						
Interest transfer to Reserves	238.39	0.00	0.00	0.00	0.00	0.00
Transfer from Muni	166,668.00	166,668.00	166,668.00	500,000.00	500,000.00	0.00
	<u>166,906.39</u>	<u>166,668.00</u>	<u>166,668.00</u>	<u>500,000.00</u>	<u>500,000.00</u>	<u>0.00</u>
107 Corporate IT Systems Reserve						
Accumulated Reserves at Start of Year	226,750.02	226,750.02	226,750.02	226,750.02	226,750.02	80,398.99
Interest transfer to Reserves	836.34	824.00	824.00	2,472.00	2,472.00	1,280.52
Transfer from Muni	33,332.00	33,332.00	33,332.00	100,000.00	100,000.00	145,070.51
Transfer to Muni	0.00	0.00	0.00	(207,900.00)	(207,900.00)	0.00
	<u>260,918.36</u>	<u>260,906.02</u>	<u>260,906.02</u>	<u>121,322.02</u>	<u>121,322.02</u>	<u>226,750.02</u>
133 Election, Valuation and Other Corporate Expenses Reserve						
Accumulated Reserves at Start of Year	560,994.18	560,994.18	560,994.18	560,994.18	560,994.18	499,905.97
Interest transfer to Reserves	1,537.22	2,040.00	2,040.00	6,120.00	6,120.00	8,664.58
Transfer from Muni	50,000.00	50,000.00	50,000.00	150,000.00	150,000.00	150,000.00
Transfer to Muni	0.00	0.00	0.00	(140,900.00)	(140,900.00)	(97,576.37)
	<u>612,531.40</u>	<u>613,034.18</u>	<u>613,034.18</u>	<u>576,214.18</u>	<u>576,214.18</u>	<u>560,994.18</u>
111 Legal Expenses Reserve						
Accumulated Reserves at Start of Year	636,940.12	636,940.12	636,940.12	636,940.12	636,940.12	577,255.71
Interest transfer to Reserves	1,696.49	2,316.00	2,316.00	6,948.00	6,948.00	8,995.41
Transfer from Muni	0.00	0.00	0.00	0.00	0.00	50,689.00
	<u>638,636.61</u>	<u>639,256.12</u>	<u>639,256.12</u>	<u>643,888.12</u>	<u>643,888.12</u>	<u>636,940.12</u>
152 Marketing & Area Promotion Reserve						
Accumulated Reserves at Start of Year	166,392.00	166,392.00	166,392.00	166,392.00	166,392.00	0.00
Interest transfer to Reserves	1,281.71	604.00	604.00	1,812.00	1,812.00	0.00
Transfer from Muni	430,544.00	430,544.00	430,544.00	1,291,627.00	1,291,627.00	166,392.00
Transfer to Muni	0.00	0.00	0.00	(1,347,817.00)	(1,347,817.00)	0.00
	<u>598,217.71</u>	<u>597,540.00</u>	<u>597,540.00</u>	<u>112,014.00</u>	<u>112,014.00</u>	<u>166,392.00</u>

City of BusseltonReserves Movement ReportFor The Period Ending 31 October 2020

	2020/2021 Actual YTD	2020/2021 Amended Budget YTD	2020/2021 Original Budget YTD	2020/2021 Amended Budget	2020/2021 Original Budget	2019/2020 Actual
	\$	\$	\$	\$	\$	\$
135 Performing Arts and Convention Centre Reserve						
Accumulated Reserves at Start of Year	2,625,599.20	2,625,599.20	2,625,599.20	2,625,599.20	2,625,599.20	0.00
Interest transfer to Reserves	6,704.14	9,540.00	9,540.00	28,620.00	28,620.00	14,751.12
Transfer from Muni	0.00	0.00	0.00	50,000.00	50,000.00	2,610,848.08
Transfer to Muni	0.00	0.00	0.00	(1,446,200.00)	(1,446,200.00)	0.00
	<u>2,632,303.34</u>	<u>2,635,139.20</u>	<u>2,635,139.20</u>	<u>1,258,019.20</u>	<u>1,258,019.20</u>	<u>2,625,599.20</u>
202 Long Service Leave Reserve						
Accumulated Reserves at Start of Year	3,482,110.00	3,482,110.00	3,482,110.00	3,482,110.00	3,482,110.00	3,096,583.00
Interest transfer to Reserves	9,122.03	12,652.00	12,652.00	37,956.00	37,956.00	50,518.40
Transfer from Muni	83,332.00	83,332.00	83,332.00	250,000.00	250,000.00	687,986.09
Transfer to Muni	(34,895.96)	(46,650.00)	(46,650.00)	(438,250.00)	(438,250.00)	(352,977.49)
	<u>3,539,668.07</u>	<u>3,531,444.00</u>	<u>3,531,444.00</u>	<u>3,331,816.00</u>	<u>3,331,816.00</u>	<u>3,482,110.00</u>
203 Professional Development Reserve						
Accumulated Reserves at Start of Year	145,028.93	145,028.93	145,028.93	145,028.93	145,028.93	122,771.88
Interest transfer to Reserves	346.93	528.00	528.00	1,584.00	1,584.00	2,418.13
Transfer from Muni	23,332.00	23,332.00	23,332.00	93,500.00	93,500.00	70,000.00
Transfer to Muni	0.00	0.00	0.00	(88,500.00)	(88,500.00)	(50,161.08)
	<u>168,707.86</u>	<u>168,888.93</u>	<u>168,888.93</u>	<u>151,612.93</u>	<u>151,612.93</u>	<u>145,028.93</u>
204 Sick Pay Incentive Reserve						
Accumulated Reserves at Start of Year	144,632.39	144,632.39	144,632.39	144,632.39	144,632.39	150,403.55
Interest transfer to Reserves	348.17	524.00	524.00	1,572.00	1,572.00	2,374.88
Transfer from Muni	0.00	0.00	0.00	0.00	0.00	327.14
Transfer to Muni	0.00	0.00	0.00	(73,550.00)	(73,550.00)	(8,473.18)
	<u>144,980.56</u>	<u>145,156.39</u>	<u>145,156.39</u>	<u>72,654.39</u>	<u>72,654.39</u>	<u>144,632.39</u>
124 Workers Compensation, Extended SL & AL Contingency Reserve						
Accumulated Reserves at Start of Year	309,751.42	309,751.42	309,751.42	309,751.42	309,751.42	305,100.95
Interest transfer to Reserves	789.19	1,124.00	1,124.00	3,372.00	3,372.00	4,650.47
Transfer to Muni	0.00	0.00	0.00	(147,607.00)	(147,607.00)	0.00
	<u>310,540.61</u>	<u>310,875.42</u>	<u>310,875.42</u>	<u>165,516.42</u>	<u>165,516.42</u>	<u>309,751.42</u>
302 Community Facilities - City District						
Accumulated Reserves at Start of Year	1,120,869.85	1,120,869.85	1,120,869.85	1,120,869.85	1,120,869.85	2,552,707.62
Interest transfer to Reserves	(3,294.20)	4,072.00	4,072.00	12,216.00	12,216.00	39,319.39
Transfer from Muni	208,796.43	129,016.00	129,016.00	387,050.00	387,050.00	216,051.38
Transfer to Muni	0.00	0.00	0.00	(1,031,448.00)	(1,031,448.00)	(1,687,208.54)
	<u>1,326,372.08</u>	<u>1,253,957.85</u>	<u>1,253,957.85</u>	<u>488,687.85</u>	<u>488,687.85</u>	<u>1,120,869.85</u>
304 Community Facilities - Broadwater						
Accumulated Reserves at Start of Year	166,413.55	166,413.55	166,413.55	166,413.55	166,413.55	158,523.04
Interest transfer to Reserves	(240.76)	604.00	604.00	1,812.00	1,812.00	2,585.73
Transfer from Muni	13,195.73	3,332.00	3,332.00	10,000.00	10,000.00	5,304.78
	<u>179,368.52</u>	<u>170,349.55</u>	<u>170,349.55</u>	<u>178,225.55</u>	<u>178,225.55</u>	<u>166,413.55</u>

City of BusseltonReserves Movement ReportFor The Period Ending 31 October 2020

	2020/2021 Actual YTD	2020/2021 Amended Budget YTD	2020/2021 Original Budget YTD	2020/2021 Amended Budget	2020/2021 Original Budget	2019/2020 Actual
	\$	\$	\$	\$	\$	\$
303 Community Facilities - Busselton						
Accumulated Reserves at Start of Year	9,177.47	9,177.47	9,177.47	9,177.47	9,177.47	44,011.77
Interest transfer to Reserves	(11.03)	32.00	32.00	96.00	96.00	526.95
Transfer from Muni	12,213.42	7,500.00	7,500.00	22,500.00	22,500.00	8,638.75
Transfer to Muni	0.00	0.00	0.00	0.00	0.00	(44,000.00)
	<u>21,379.86</u>	<u>16,709.47</u>	<u>16,709.47</u>	<u>31,773.47</u>	<u>31,773.47</u>	<u>9,177.47</u>
305 Community Facilities - Dunsborough						
Accumulated Reserves at Start of Year	255,152.46	255,152.46	255,152.46	255,152.46	255,152.46	188,062.67
Interest transfer to Reserves	(311.90)	928.00	928.00	2,784.00	2,784.00	3,283.35
Transfer from Muni	28,447.68	9,168.00	9,168.00	27,500.00	27,500.00	63,806.44
	<u>283,288.24</u>	<u>265,248.46</u>	<u>265,248.46</u>	<u>285,436.46</u>	<u>285,436.46</u>	<u>255,152.46</u>
311 Community Facilities - Dunsborough Lakes Estate						
Accumulated Reserves at Start of Year	937,470.05	937,470.05	937,470.05	937,470.05	937,470.05	922,772.84
Interest transfer to Reserves	(1,359.20)	3,408.00	3,408.00	10,224.00	10,224.00	14,697.21
Transfer from Muni	3,747.66	0.00	0.00	0.00	0.00	0.00
Transfer to Muni	0.00	0.00	0.00	(938,000.00)	(938,000.00)	0.00
	<u>939,858.51</u>	<u>940,878.05</u>	<u>940,878.05</u>	<u>9,694.05</u>	<u>9,694.05</u>	<u>937,470.05</u>
306 Community Facilities - Geographe						
Accumulated Reserves at Start of Year	101,978.74	101,978.74	101,978.74	101,978.74	101,978.74	99,175.93
Interest transfer to Reserves	(147.60)	372.00	372.00	1,116.00	1,116.00	1,594.87
Transfer from Muni	1,807.94	2,500.00	2,500.00	7,500.00	7,500.00	1,207.94
	<u>103,639.08</u>	<u>104,850.74</u>	<u>104,850.74</u>	<u>110,594.74</u>	<u>110,594.74</u>	<u>101,978.74</u>
310 Community Facilities - Port Geographe						
Accumulated Reserves at Start of Year	348,980.41	348,980.41	348,980.41	348,980.41	348,980.41	343,509.27
Interest transfer to Reserves	(505.97)	1,268.00	1,268.00	3,804.00	3,804.00	5,471.14
Transfer from Muni	1,395.11	0.00	0.00	0.00	0.00	0.00
	<u>349,869.55</u>	<u>350,248.41</u>	<u>350,248.41</u>	<u>352,784.41</u>	<u>352,784.41</u>	<u>348,980.41</u>
309 Community Facilities - Vasse						
Accumulated Reserves at Start of Year	489,904.76	489,904.76	489,904.76	489,904.76	489,904.76	615,585.54
Interest transfer to Reserves	(821.04)	1,780.00	1,780.00	5,340.00	5,340.00	9,471.24
Transfer from Muni	1,958.14	0.00	0.00	0.00	0.00	0.00
Transfer to Muni	0.00	0.00	0.00	(284,270.00)	(284,270.00)	(135,152.02)
	<u>491,041.86</u>	<u>491,684.76</u>	<u>491,684.76</u>	<u>210,974.76</u>	<u>210,974.76</u>	<u>489,904.76</u>
308 Community Facilities - Airport North						
Accumulated Reserves at Start of Year	3,017,487.28	3,017,487.28	3,017,487.28	3,017,487.28	3,017,487.28	2,970,179.38
Interest transfer to Reserves	(4,374.94)	10,964.00	10,964.00	32,892.00	32,892.00	47,307.90
Transfer from Muni	12,062.86	33,332.00	33,332.00	100,000.00	100,000.00	0.00
Transfer to Muni	0.00	0.00	0.00	(150,000.00)	(150,000.00)	0.00
	<u>3,025,175.20</u>	<u>3,061,783.28</u>	<u>3,061,783.28</u>	<u>3,000,379.28</u>	<u>3,000,379.28</u>	<u>3,017,487.28</u>
130 Locke Estate Reserve						
Accumulated Reserves at Start of Year	6,269.61	6,269.61	6,269.61	6,269.61	6,269.61	1,012.99
Interest transfer to Reserves	(25.90)	24.00	24.00	72.00	72.00	420.15
Transfer from Muni	20,000.00	20,000.00	20,000.00	60,000.00	60,000.00	60,000.00
Transfer to Muni	0.00	0.00	0.00	0.00	0.00	(55,163.53)
	<u>26,243.71</u>	<u>26,293.61</u>	<u>26,293.61</u>	<u>66,341.61</u>	<u>66,341.61</u>	<u>6,269.61</u>

City of BusseltonReserves Movement ReportFor The Period Ending 31 October 2020

	2020/2021 Actual YTD	2020/2021 Amended Budget YTD	2020/2021 Original Budget YTD	2020/2021 Amended Budget	2020/2021 Original Budget	2019/2020 Actual
	\$	\$	\$	\$	\$	\$
122 Port Geographe Development Reserve (Council)						
Accumulated Reserves at Start of Year	224,952.38	224,952.38	224,952.38	224,952.38	224,952.38	682,470.41
Interest transfer to Reserves	384.80	816.00	816.00	2,448.00	2,448.00	8,839.73
Transfer from Muni	17,324.00	17,324.00	17,324.00	51,975.00	51,975.00	51,975.00
Transfer to Muni	0.00	0.00	0.00	(219,167.00)	(219,167.00)	(518,332.76)
	<u>242,661.18</u>	<u>243,092.38</u>	<u>243,092.38</u>	<u>60,208.38</u>	<u>60,208.38</u>	<u>224,952.38</u>
123 Port Geographe Waterways Management (SAR) Reserve						
Accumulated Reserves at Start of Year	3,275,191.63	3,275,191.63	3,275,191.63	3,275,191.63	3,275,191.63	3,349,716.94
Interest transfer to Reserves	8,001.60	11,900.00	11,900.00	35,700.00	35,700.00	54,429.05
Transfer from Muni	73,404.00	73,404.00	73,404.00	220,210.00	220,210.00	218,328.64
Transfer to Muni	0.00	0.00	0.00	(375,000.00)	(375,000.00)	(347,283.00)
	<u>3,356,597.23</u>	<u>3,360,495.63</u>	<u>3,360,495.63</u>	<u>3,156,101.63</u>	<u>3,156,101.63</u>	<u>3,275,191.63</u>
126 Provenge Landscape Maintenance (SAR) Reserve						
Accumulated Reserves at Start of Year	1,308,476.49	1,308,476.49	1,308,476.49	1,308,476.49	1,308,476.49	1,194,759.54
Interest transfer to Reserves	3,435.72	4,756.00	4,756.00	14,268.00	14,268.00	20,031.01
Transfer from Muni	60,608.00	60,608.00	60,608.00	181,819.00	181,819.00	179,838.99
Transfer to Muni	0.00	0.00	0.00	(252,948.00)	(252,948.00)	(86,153.05)
	<u>1,372,520.21</u>	<u>1,373,840.49</u>	<u>1,373,840.49</u>	<u>1,251,615.49</u>	<u>1,251,615.49</u>	<u>1,308,476.49</u>
128 Vasse Newtown Landscape Maintenance (SAR) Reserve						
Accumulated Reserves at Start of Year	636,364.43	636,364.43	636,364.43	636,364.43	636,364.43	575,151.53
Interest transfer to Reserves	1,710.41	2,312.00	2,312.00	6,936.00	6,936.00	9,845.01
Transfer from Muni	60,528.00	60,528.00	60,528.00	181,583.00	181,583.00	181,289.97
Transfer to Muni	0.00	0.00	0.00	(190,539.00)	(190,539.00)	(129,922.08)
	<u>698,602.84</u>	<u>699,204.43</u>	<u>699,204.43</u>	<u>634,344.43</u>	<u>634,344.43</u>	<u>636,364.43</u>
138 Commonage Precinct Bushfire Facilities Reserve						
Accumulated Reserves at Start of Year	58,172.53	58,172.53	58,172.53	58,172.53	58,172.53	57,260.53
Interest transfer to Reserves	(84.34)	212.00	212.00	636.00	636.00	912.00
Transfer from Muni	232.56	0.00	0.00	0.00	0.00	0.00
	<u>58,320.75</u>	<u>58,384.53</u>	<u>58,384.53</u>	<u>58,808.53</u>	<u>58,808.53</u>	<u>58,172.53</u>
139 Commonage Community Facilities Dunsborough Lakes South Res						
Accumulated Reserves at Start of Year	73,779.08	73,779.08	73,779.08	73,779.08	73,779.08	72,622.42
Interest transfer to Reserves	(106.97)	268.00	268.00	804.00	804.00	1,156.66
Transfer from Muni	294.95	0.00	0.00	0.00	0.00	0.00
	<u>73,967.06</u>	<u>74,047.08</u>	<u>74,047.08</u>	<u>74,583.08</u>	<u>74,583.08</u>	<u>73,779.08</u>
140 Commonage Community Facilities South Biddle Precinct Reserve						
Accumulated Reserves at Start of Year	899,694.77	899,694.77	899,694.77	899,694.77	899,694.77	886,172.58
Interest transfer to Reserves	(1,304.43)	3,268.00	3,268.00	9,804.00	9,804.00	13,522.19
Transfer from Muni	3,596.67	0.00	0.00	0.00	0.00	0.00
	<u>901,987.01</u>	<u>902,962.77</u>	<u>902,962.77</u>	<u>909,498.77</u>	<u>909,498.77</u>	<u>899,694.77</u>

City of BusseltonReserves Movement ReportFor The Period Ending 31 October 2020

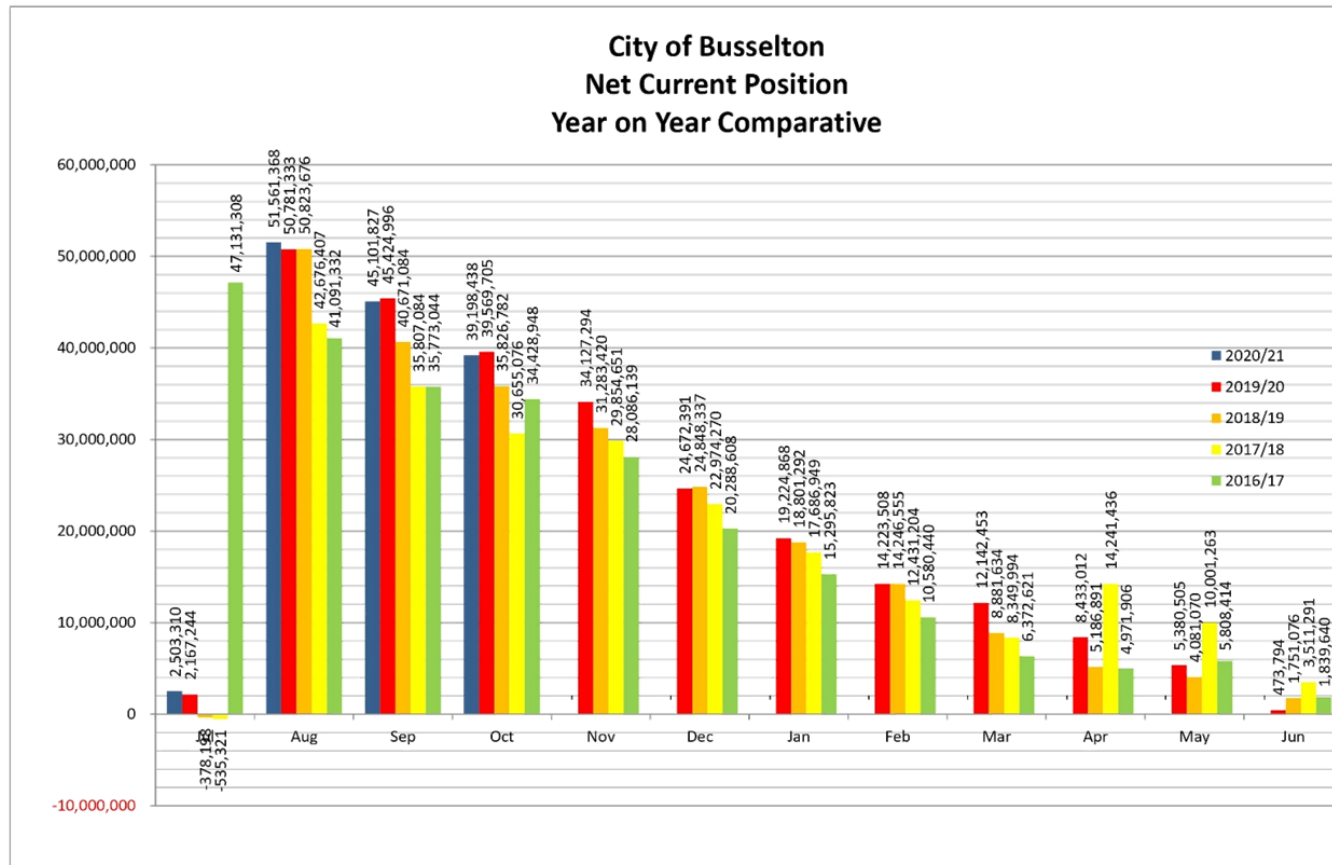
	2020/2021 Actual YTD	2020/2021 Amended Budget YTD	2020/2021 Original Budget YTD	2020/2021 Amended Budget	2020/2021 Original Budget	2019/2020 Actual
	\$	\$	\$	\$	\$	\$
321 Busselton Area Drainage and Waterways Improvement Reserve						
Accumulated Reserves at Start of Year	475,582.52	475,582.52	475,582.52	475,582.52	475,582.52	546,471.37
Interest transfer to Reserves	(754.01)	1,728.00	1,728.00	5,184.00	5,184.00	8,450.99
Transfer from Muni	1,901.02	0.00	0.00	0.00	0.00	0.00
Transfer to Muni	0.00	0.00	0.00	(188,000.00)	(188,000.00)	(79,339.84)
	<u>476,729.53</u>	<u>477,310.52</u>	<u>477,310.52</u>	<u>292,766.52</u>	<u>292,766.52</u>	<u>475,582.52</u>
102 Coastal and Climate Adaptation Reserve						
Accumulated Reserves at Start of Year	2,157,591.81	2,157,591.81	2,157,591.81	2,157,591.81	2,157,591.81	2,845,578.60
Interest transfer to Reserves	4,856.00	7,840.00	7,840.00	23,520.00	23,520.00	46,381.06
Transfer from Muni	158,016.00	158,016.00	158,016.00	474,044.00	474,044.00	529,207.53
Transfer to Muni	0.00	0.00	0.00	(2,130,000.00)	(2,130,000.00)	(1,263,575.38)
	<u>2,320,463.81</u>	<u>2,323,447.81</u>	<u>2,323,447.81</u>	<u>525,155.81</u>	<u>525,155.81</u>	<u>2,157,591.81</u>
144 Emergency Disaster Recovery Reserve						
Accumulated Reserves at Start of Year	94,137.10	94,137.10	94,137.10	94,137.10	94,137.10	72,781.94
Interest transfer to Reserves	254.24	344.00	344.00	1,032.00	1,032.00	1,355.16
Transfer from Muni	6,668.00	6,668.00	6,668.00	20,000.00	20,000.00	20,000.00
	<u>101,059.34</u>	<u>101,149.10</u>	<u>101,149.10</u>	<u>115,169.10</u>	<u>115,169.10</u>	<u>94,137.10</u>
145 Energy Sustainability Reserve						
Accumulated Reserves at Start of Year	137,955.03	137,955.03	137,955.03	137,955.03	137,955.03	181,852.87
Interest transfer to Reserves	467.40	500.00	500.00	1,500.00	1,500.00	2,798.84
Transfer from Muni	34,252.00	34,252.00	34,252.00	102,750.00	102,750.00	130,000.00
Transfer to Muni	0.00	0.00	0.00	(103,000.00)	(103,000.00)	(176,696.68)
	<u>172,674.43</u>	<u>172,707.03</u>	<u>172,707.03</u>	<u>139,205.03</u>	<u>139,205.03</u>	<u>137,955.03</u>
146 Cemetery Reserve						
Accumulated Reserves at Start of Year	35,871.90	35,871.90	35,871.90	35,871.90	35,871.90	157,626.57
Interest transfer to Reserves	79.31	132.00	132.00	396.00	396.00	2,730.72
Transfer from Muni	48,656.00	48,656.00	48,656.00	145,950.00	145,950.00	104,314.16
Transfer to Muni	0.00	0.00	0.00	(120,000.00)	(120,000.00)	(228,799.55)
	<u>84,607.21</u>	<u>84,659.90</u>	<u>84,659.90</u>	<u>62,217.90</u>	<u>62,217.90</u>	<u>35,871.90</u>
341 Public Art Reserve						
Accumulated Reserves at Start of Year	87,051.39	87,051.39	87,051.39	87,051.39	87,051.39	86,198.07
Interest transfer to Reserves	(126.21)	316.00	316.00	948.00	948.00	853.32
Transfer from Muni	348.00	0.00	0.00	0.00	0.00	0.00
Transfer to Muni	0.00	0.00	0.00	(49,060.00)	(49,060.00)	0.00
	<u>87,273.18</u>	<u>87,367.39</u>	<u>87,367.39</u>	<u>38,939.39</u>	<u>38,939.39</u>	<u>87,051.39</u>
121 Waste Management Facility and Plant Reserve						
Accumulated Reserves at Start of Year	7,629,358.39	7,629,358.39	7,629,358.39	7,629,358.39	7,629,358.39	7,867,210.16
Interest transfer to Reserves	13,313.43	27,720.00	27,720.00	83,161.00	83,161.00	124,135.01
Transfer from Muni	340,376.00	340,376.00	340,376.00	1,056,131.00	1,056,131.00	881,561.42
Transfer to Muni	0.00	(36,000.00)	(36,000.00)	(2,540,500.00)	(2,540,500.00)	(1,243,548.20)
	<u>7,983,047.82</u>	<u>7,961,454.39</u>	<u>7,961,454.39</u>	<u>6,228,150.39</u>	<u>6,228,150.39</u>	<u>7,629,358.39</u>

City of Busselton





Reserves Movement Report

For The Period Ending 31 October 2020

	2020/2021 Actual YTD	2020/2021 Amended Budget YTD	2020/2021 Original Budget YTD	2020/2021 Amended Budget	2020/2021 Original Budget	2019/2020 Actual
	\$	\$	\$	\$	\$	\$
120 Strategic Projects Reserve						
Accumulated Reserves at Start of Year	295,560.51	295,560.51	295,560.51	295,560.51	295,560.51	257,162.94
Interest transfer to Reserves	797.88	6,128.00	6,128.00	18,386.00	18,386.00	4,340.77
Transfer from Muni	17,900.00	17,900.00	17,900.00	53,700.00	53,700.00	47,852.48
Transfer to Muni	0.00	0.00	0.00	(96,000.00)	(96,000.00)	(13,795.68)
	<u>314,258.39</u>	<u>319,588.51</u>	<u>319,588.51</u>	<u>271,646.51</u>	<u>271,646.51</u>	<u>295,560.51</u>
129 Prepaid Grants and Deferred Works & Services Reserve						
Accumulated Reserves at Start of Year	1,391,422.00	1,391,422.00	1,391,422.00	1,391,422.00	1,391,422.00	1,232,906.00
Interest transfer to Reserves	456.56	0.00	0.00	0.00	0.00	0.00
Transfer from Muni	0.00	0.00	0.00	0.00	0.00	1,391,422.00
Transfer to Muni	(1,234,878.00)	(1,234,878.00)	(1,234,878.00)	(1,391,422.00)	(1,391,422.00)	(1,232,906.00)
	<u>157,000.56</u>	<u>156,544.00</u>	<u>156,544.00</u>	<u>0.00</u>	<u>0.00</u>	<u>1,391,422.00</u>
153 Busselton Foreshore Reserve						
Accumulated Reserves at Start of Year	100.00	100.00	100.00	100.00	100.00	0.00
Interest transfer to Reserves	0.41	0.00	0.00	0.00	0.00	0.00
Transfer from Muni	0.00	0.00	0.00	10.00	10.00	100.00
	<u>100.41</u>	<u>100.00</u>	<u>100.00</u>	<u>110.00</u>	<u>110.00</u>	<u>100.00</u>
155 LED Street Light Replacement Program Reserve						
Interest transfer to Reserves	23.83	0.00	0.00	0.00	0.00	0.00
Transfer from Muni	16,664.00	16,664.00	16,664.00	50,000.00	50,000.00	0.00
Transfer to Muni	0.00	0.00	0.00	(50,000.00)	(50,000.00)	0.00
	<u>16,687.83</u>	<u>16,664.00</u>	<u>16,664.00</u>	<u>0.00</u>	<u>0.00</u>	<u>0.00</u>
Total Cash Back Reserves	<u><u>64,611,190.27</u></u>	<u><u>64,402,720.76</u></u>	<u><u>64,402,720.76</u></u>	<u><u>45,154,921.76</u></u>	<u><u>45,818,421.76</u></u>	<u><u>59,897,884.76</u></u>
Summary Reserves						
Accumulated Reserves at Start of Year	59,897,884.76	59,897,884.76	59,897,884.76	59,897,884.76	59,897,884.76	55,590,217.66
Interest transfer to Reserves	108,200.19	217,632.00	217,632.00	652,900.00	652,900.00	965,722.02
Transfer from Muni	6,067,156.96	5,985,208.71	5,985,208.71	19,372,933.71	19,372,933.71	22,230,759.20
Transfer to Muni	(1,462,051.64)	(1,698,004.71)	(1,698,004.71)	(34,768,796.71)	(34,105,296.71)	(18,888,814.12)
Closing Balance	<u><u>64,611,190.27</u></u>	<u><u>64,402,720.76</u></u>	<u><u>64,402,720.76</u></u>	<u><u>45,154,921.76</u></u>	<u><u>45,818,421.76</u></u>	<u><u>59,897,884.76</u></u>



6.3 BUDGET AMENDMENT REQUEST / REVIEW - ENGINEERING AND WORKS SERVICES - NOVEMBER 2020

STRATEGIC GOAL	6. LEADERSHIP Visionary, collaborative, accountable
STRATEGIC OBJECTIVE	6.1 Governance systems, process and practices are responsible, ethical and transparent.
SUBJECT INDEX	Budget Planning and Reporting
BUSINESS UNIT	Financial Services
REPORTING OFFICER	Director, Engineering and Works Services - Oliver Darby
AUTHORISING OFFICER	Director, Engineering and Works Services - Oliver Darby
NATURE OF DECISION	Executive: substantial direction setting, including adopting strategies, plans and policies (excluding local planning policies), tenders, setting and amending budgets, funding, donations and sponsorships, reviewing committee recommendations
VOTING REQUIREMENT	Absolute Majority
ATTACHMENTS	Attachment A Minister Letter of Approval ↓  Attachment B Bridge Funding Letter of Approval ↓  Attachment C Special Bridge Grant - Design Tuart Drive Bridge ↓  Attachment D Bridge Renewal Program R5 WA funded projects ↓ 

OFFICER RECOMMENDATION

That the Council endorse the requested budget amendments outlined in this report, recognising the additional income received in grant funding, and restricted asset transfers including the associated expenditure as follows:

Reference	Description	Project Code	Additional External Revenue	Use of Revenue Received in Prior Years	Additional Expenditure	Transfer to/from Reserves	Transfer from Restricted Assets	Impact on Budget
1	Boallia Road Bridge	C0024	1,009,000	-	1,009,000	-	-	-
2	Kaloorup Road Bridge	C0023	936,000	-	936,000	-	-	-
3	Tuart Drive Bridge	A0025	2,500,000	-	2,500,000	-	-	-
4	King Street Carpark Reconstruction	C0060	-	-	46,860	-	46,860	-
5	King Street Landscaping Stage 2	C3237	-	-	15,000	-	15,000	-
6	Queen Street Paving Upgrade	S0075	-	-	44,547	-	44,547	-

The budget amendment is made in accordance with section 6.8(1) of the *Local Government Act 1995* and results in a \$0 net impact on the 2020/21 annual budget.

EXECUTIVE SUMMARY

This report seeks Council approval of budget amendments as detailed in this report. Adoption of the Officer Recommendation will result in a zero impact to the City's budgeted net current position.

BACKGROUND

In accordance with section 6.8(1) of the *Local Government Act 1995*, a local government is not to incur expenditure from its Municipal fund for an additional purpose except where the expenditure:

- is incurred in a financial year before the adoption of the annual budget by the local government;
- is authorised in advance by Council resolution - absolute majority required; or
- is authorised in advance by the Mayor in an emergency.

Approval is therefore sought for the budget adjustments for the reasons specified.

OFFICER COMMENT

Council adopted its 2020/2021 Municipal budget on Monday 27 July 2020 with a balanced budget position. Since then, officers have identified budgets that require adjustment. It is good management practice to revise the adopted budget when it is known that circumstances have changed. In keeping with this practice, budgets are reviewed on a monthly basis and removes the need for a major budget review in February/March of each calendar year.

Amendments to the budget are categorised into the three key types as listed below:

- i. Adjustments impacting the budget balance or net position of the City: relatively uncommon type.
- ii. Adjustments with no impact on the budget balance: most common amendment type.
- iii. Adjustments to transfer budget between capital and operating undertakings: relatively uncommon type.

Officers have reviewed the adopted budget for the month of August 2020 and subsequently recommend alterations to the budget as set out below.

i. Adjustments impacting the budget balance.

This section identifies items which either increase or decrease the 2020/2021 budgeted operating position. There are no budget adjustment items requiring Council's approval of this type.

ii. Adjustments with no impact on the budget balance.

There are two budget amendment items of this type detailed below. The net effect of these amendments on the budget position is zero.

These adjustments are where new expenses are matched with new grants or contributions, or where reserve offsets are transferred between projects. In some instances, it is where requests are made to draw down additional budget from specific reserves for various reasons, or where expenses are reallocated within business units or between projects to meet revised needs.

1. BRIDGE RENEWAL GRANTS**Cost Codes A0023, A0024, A0025**

The City has been awarded grant funding for the renewal of three bridges under the Federal Government's Bridge Renewal Program Round 5 (see Attachment B). Securing funding for three bridges is unprecedented with only 10 bridges funded across all of Western Australia under round 5.

- a) Boallia Road Bridge renewal of old timber structure with concrete culvert style crossing; total project cost \$1,009,000. 50% will be Federal Bridge Grant funding while Main Roads WA will contribute the remaining 50%.
- b) Kaloorup Road Bridge renewal of old timber bridge structure with concrete culvert style crossing; total projects \$936,000. 50% will be Federal Bridge Grant funding while Main Roads WA will contribute the remaining 50%. Further detail regarding these upgrade works are detailed below.
- c) Tuart Drive Bridge replacement post fire; total project cost \$3,010,989. Funded from two Federal Bridge grants and Main Roads funding. Further detail regarding these upgrade works are detailed below.

Comments Regarding Each Project**a) Boallia Road Bridge**

The Boallia bridge project currently has \$138,000 recorded on budget as both revenue and expense. These funds represent the estimated detailed design costs associated with the projects. Main Roads WA has outlaid these funds with no cost to be borne by the City. Australian Accounting Standards require that these costs be capitalised onto the City's Balance Sheet at completion of the project, forming part of the overall new asset cost. In effect, these costs will be treated as donated assets as the City has ownership of the bridge. To this end, the \$138,000 will be adjusted from the budget while at the same time the \$1,009,000 will be added for the construction pursuant to the receipt of the Round 5 Bridge Renewal Program grant.

b) Kaloorup Road Bridge

The same applies to the Kaloorup Road bridge project which also has \$138,000 recorded on budget as both revenue and expense. As per above, these funds represent the estimated detailed design costs associated with this project. Main Roads WA has outlaid these funds with no cost to be borne by the City. Australian Accounting Standards require that these costs be capitalised onto the City's Balance Sheet at completion of the project, forming part of the overall new asset cost. In effect, these costs will be treated as donated assets as the City is the owner of the bridge. To this end, the \$138,000 will be adjusted from the budget while at the same time \$936,000 will be added for the construction pursuant to the receipt of the Round 5 Bridge Renewal Program grant.

Further to the above, this project has only been provisioned with \$250,000 in Federal grant funding instead of the \$468,000 required to enable the project to proceed. Main Roads has available their 50% contribution of \$468,000. A letter has subsequently been drafted by the Department of Infrastructure, Transport, Regional Development and Communications Program Administrator to the Minister seeking an allocation of an extra \$218,000 from surplus bridge grant funds from prior rounds of the program. A simple administrative error where an incorrect figure was taken is the cause of the incorrect grant amount being allocated. Council will be kept informed of any developments. It is however recommended that the project be adjusted onto the budget at the full value in the knowledge that Main Roads will only proceed if the extra funding is secured.

c) Tuart Drive Bridge

The Tuart Drive Bridge over the Abba River already has \$567,000 in funding provisioned within the 2020/21 Budget that was set aside for planned substructure and superstructure repairs, assigned prior to the bridge being destroyed by fire. This is funding under the Federal Government's Special Bridge Program distributed via the Financial Assistance Grant arrangements to the City by the Western Australian Grants Commission.

Council should be aware that this project will be funded by two Federal Government bridge related programs that are separate and distinct to each other with each administered by different Federal Government departments.

The Special Bridge Program grant has subsequently been adjusted in dollar value and redirected towards the detailed design and preliminary costs associated with the full replacement of the bridge, post destruction by fire (see Attachment C).

Funding	Source
\$340,659.00	Federal Special (Project) Bridge Funding
\$170,330.00	Main Roads WA
\$510,989.00	

In summary, the total bridge project budget of \$3,010,989 will comprise:

1. \$510,989 in Special Bridge Grant on a 2/3rd, 1/3rd basis with Main Roads contributing the 1/3rd difference.
2. \$2,500,000 from the Bridge Renewal Program Round 5, based on a 50/50 funding basis with Main Roads WA contributing the other 50% totalling \$1,250,000 towards the project.

These funds are to be incorporated into one Tuart Drive Bridge replacement project used for both the detailed design and construction.

2. CASH IN LIEU OF PUBLIC OPEN SPACE

Cost Code C0060, C3237, S0075

The City holds a Cash in Lieu of Public Open Space (CIL POS) contribution (reference number 25) valued at \$174,365. This contribution is pursuant to a development in Eagle Bay that was collected in 1997. The different in value equates to interest earnings. These funds were tied to works related to public open space that must occur within the vicinity of the development.

The Western Australian Planning Commission have agreed via formal correspondence (see Attachment A) to the following:

1. \$67,958 to be utilised to construct a universal access footpath in Eagle Bay. This item is already on the 2020/21 budget (Cost Code C1753); funded from this source with an additional \$27,500 from the Community Facility Development fund.
2. That the balance totalling \$106,407 plus any interest that may accrue to a value of \$107,465 be retrospectively applied to park POS upgrade works that the City had previously carried out at Riedle Park in Eagle Bay between 2010 through to 2014.

The retrospective approval of works that have been carried out and paid for out of prior year municipal funds means that these restricted CIL POS monies are now deemed unrestricted and are transferrable into municipal funds, to be utilised at the discretion of the Council.

Council approval is subsequently sought to recoup these funds and increase the budgets of the following projects:

a)	King Street Carpark Reconstruction	(C0060)	+\$46,860
b)	King Street Landscaping Stage 2	(C3237)	+\$15,000
c)	Queen Street Paving Upgrade	(S0075)	+\$44,547

a) King Street Carpark Reconstruction (C0060)

\$140,000 has been budgeted for the King Street Car Park reconstruction. The scope of works has been increased to include the addition of a limestone wall to further protect the area from windblown sand, to provide additional seating and reduce damage caused by winter storms. This wall will complement the sand bag defences already in place.

b) King Street Landscaping Stage 2 (C3237)

The upgraded King Street POS is now nearing completion. \$64,000 had been budgeted for stage 2 landscape works. Forecasting has indicated that there will be a \$15,000 shortfall against budget. To this end, an additional budget allocation is being sought. This extra cost can be attributed to small increases in project scope across elements of additional turf, planting and irrigation.

c) Queen Street Paving Upgrade

The Queen Street Paving project stage 1 is budgeted at \$961,870, funded by the Federal Government's Local Road and Community Infrastructure Program. Council approval is sought to assign the balance of remaining funds of \$44,547 towards this project. This will increase the budget annual allocation to \$1,006,417.

iii. Transfers between capital and operating budget.

This section is intended to identify any items which reallocate funds between the Capital Budget and Operating Budget. These items do not change the overall budget. There are no items detailed in the attachment requiring Council approval in this period.

Net Budget Position

After making the above adjustments, the budget position remains unchanged from budget adoption. Adjustments made to the Municipal Cash Budget is nil.

Statutory Environment

Section 6.8 of the *Local Government Act 1995* refers to expenditure from the municipal fund that is not included in the annual budget. Any adjustments to a budget allocation must be made by an absolute majority decision of the Council. Additionally, where no budget allocation exists, expenditure is not to be incurred until such time as it is authorised in advance, by an absolute majority decision of the Council.

Relevant Plans and Policies

The proposed budget amendment is supported by the City's asset management plan, capital works program and long term financial plan.

Financial Implications

A summary of the financial implications of these recommendations is shown in the table below.

Reference	Description	Project Code	Additional External Revenue	Utilisation of Revenue Received in Prior Years	Additional Expenditure	Transfer to/from Reserves	Transfer from Restricted Assets	Impact on Budget
1	Boallia Road Bridge	C0024	1,009,000	-	1,009,000	-	-	-
2	Kaloorup Road Bridge	C0023	936,000	-	936,000	-	-	-
3	Tuart Drive Bridge	A0025	2,500,000	-	2,500,000	-	-	-
4	King Street Carpark Reconstruction	C0060	-	-	46,860	-	46,860	-
5	King Street Landscaping Stage 2	C3237	-	-	15,000	-	15,000	-
6	Queen Street Paving Upgrade	S0075	-	-	44,547	-	44,547	-

Stakeholder Consultation

No external stakeholder consultation was required or undertaken in relation to this matter.

Risk Assessment

An assessment of the potential implications of implementing the Officer Recommendation has been undertaken using the City's risk management framework, with risks assessed taking into account any controls already in place. There are no risks identified of medium or greater level.

Options

The Council could decide not to go ahead with the proposed budget amendment request.

CONCLUSION

Council's approval is sought to amend the budget as per the details contained in this report.

TIMELINE FOR IMPLEMENTATION OF OFFICER RECOMMENDATION

Should the Officer Recommendation be endorsed, the associated budget amendment will be processed within a month of being approved.

MS 1 4910683



Minister for Transport; Planning

Our Ref: 72-27883
Your Ref: CIL R21629, 32026, 49387

Mr Mike Archer
Chief Executive Officer
City of Busselton
Locked Bag 1
BUSSELTON WA 6280

Email: city@busselton.wa.gov.au

Dear Mr Archer

**PROPOSED EXPENDITURE OF CASH-IN-LIEU FUNDS FOR RESERVE 32026
EAGLE BAY ROAD AND RESERVES 49647 AND 21629 FERN ROAD, EAGLE
BAY**

I refer to your correspondence of 15 July 2020 concerning the above.

Pursuant to section 154(2)(c) of the *Planning and Development Act 2005*, I approve the expenditure of up to \$173,802 from cash-in-lieu of public open space funds for the recovery of costs for recreational purposes at Reserves 32026 and for the development of 49647 and 21629 for recreational purposes. I note the City has nominated that \$66,337 be spent at Reserves 49647 and 21629.

Please ensure that, within three months of completion of the works at Reserves 49647 and 21629, the Western Australian Planning Commission is provided with a signed statement demonstrating details of the expenditure from a Certified Public Accountant employed by the City of Busselton or an audited statement prior to publication of the City of Busselton's annual report.

Yours sincerely

**HON RITA SAFFIOTI MLA
MINISTER FOR PLANNING**

28 AUG 2020

051 4910 682



Minister for Transport; Planning

Our Ref: 72-27909

Mr Mike Archer
Chief Executive Officer
City of Busselton
Locked Bag 1
BUSSELTON WA 6280

Email: city@busselton.wa.gov.au

Dear Mr Archer

**PROPOSED EXPENDITURE OF CASH-IN-LIEU FUNDS FOR UPGRADING
RESERVE 37207 FOR RECREATIONAL PURPOSES**

Thank you for your letter of 15 July 2020.

Pursuant to section 154(2)(c) of the *Planning and Development Act 2005*, I approve the expenditure of up to \$34,000 from cash-in-lieu of public open space funds for the upgrading of Reserve 37207 for recreational purposes.

It is noted that the City also intends to spend the previously approved sum of \$152,075 at the Reserve, but has advised that costings have yet to be finalised. Please ensure that, within three months of completion of the works, the Western Australian Planning Commission is provided with a signed statement demonstrating details of the expenditure from a Certified Public Accountant employed by the City of Busselton or an audited statement prior to publication of the City of Busselton annual report.

Yours sincerely

**HON RITA SAFFIOTI MLA
MINISTER FOR PLANNING**

28 AUG 2020



The Hon Scott Buchholz MP

**Assistant Minister for Road Safety and Freight Transport
Federal Member for Wright**

Ref: MS20-001702

Cr Grant Henley
City of Busselton
Locked Bag 1
BUSSELTON WA 6280

Dear Cr Henley

**BRIDGES RENEWAL PROGRAM (BRP) ROUND FIVE AND HEAVY VEHICLE
SAFETY AND PRODUCTIVITY PROGRAM (HVSPP) ROUND SEVEN**

Thank you for your proposals for funding under either or both Rounds Five and Seven, of the BRP and HVSPP respectively. Your continued support of these programs, which provide funding to improve community access and increase heavy vehicle safety and productivity, is valued.

I am pleased to advise you that the proposals listed below have been successful in qualifying for Australian Government funding under the current funding rounds:

- Tuart Drive Bridge replacement, Wonnerup
- Kaloorup Road Bridge replacement, Jindong
- Boallia Road Bridge replacement, Vasse

Attached to this document is an offer of funding setting out the terms and conditions for these projects. This documentation needs to be completed and returned by email to the relevant address, BridgesRenewal@infrastructure.gov.au or HVSPP@infrastructure.gov.au by 30 November 2020. Council should not accept tenders for, or commence construction of, the project until the funding agreement has been finalised.

If you require further information or assistance, the Department of Infrastructure, Transport, Regional Development and Communications can be contacted by the above email addresses or by telephone on 02 6274 8040.

I wish you every success with your projects.

Yours sincerely

Scott Buchholz

The Hon Scott Buchholz MP

Parliament House Canberra | (02) 6277 4144 | minister.buchholz@infrastructure.gov.au
21 William Street, Beaudesert QLD 4285 | scott.buchholz.mp@aph.gov.au

**WA Local Government Grants Commission
SPECIAL PROJECTS PROGRAM 2020-21**

Attachment

BRIDGES

LGA	Road Name	Crossing Name	Description	Common- wealth Funds	State Funds	Total Allocation
Busselton (C)	Tuart Dr	Abba River	Substructure Repairs Superstructure Repairs	\$340,659	\$170,330	\$510,989

Bridges Renewal Program Round 5

Projects as at 29 September 2020

State	Project Name	Project Description	Proponent	Australian Government Funding	Total Project Cost
ACT	Naas Road Bridge renewal	Renewal of single-lane timber bridge with two-lane concrete bridge	Transport Canberra and City Services Directorate	\$1,393,006	\$2,786,012
ACT	Hindmarsh Drive Bridges 3089 and 3090 renewal, Phillip	Strengthening the bridges to SM1600	Transport Canberra and City Services Directorate	\$1,912,500	\$3,825,000
ACT	Hindmarsh Drive Bridges 3092 and 3093 renewal, Phillip	Strengthening the bridges to SM1600	Transport Canberra and City Services Directorate	\$1,312,500	\$2,625,000
NSW	Bridge Over Sandy Creek renewal, Nap Nap Rd, Maude	Renewal of timber bridge over Sandy Creek on Nap Nap Road	Hay Shire Council	\$375,000	\$750,000
NSW	Bridges renewal package, Maude Road, Maude	Renewal of bridge and ten narrow, under capacity culvert systems on MR319 (Maude Road)	Hay Shire Council	\$1,800,000	\$3,600,000
NSW	Mafeking Bridge renewal, Wurrinya Rd, Wurrinya	Renewal of bridge structure to allow for heavy haulage vehicles	Forbes Shire Council	\$1,000,000	\$2,000,000
NSW	Culvert renewal, Maitland Vale Road, Hillsborough	Replace culvert with concrete bridge, road widening and reconstruction matching the existing alignment	Maitland City Council	\$637,500	\$1,275,000
NSW	Peelwood Creek Bridge replacement, Cooksvale Rd, Peelwood	Replace an aged timber bridge with a new concrete structure	Upper Lachlan Shire Council	\$552,614	\$1,105,228
NSW	Crookwell River Bridge renewal, Julong Rd, Binda	Renewal of the timber bridge over Crookwell River	Upper Lachlan Shire Council	\$768,600	\$1,537,200
NSW	Burra Burra Creek Bridge renewal, Blue Hill Rd, Golspie	Renewal of the timber bridge over Burra Burra Creek	Upper Lachlan Shire Council	\$479,726	\$959,452
NSW	Towrang Road Bridge renewal, Boxers Creek	Renewal of Towrang Road Bridge	Goulburn Mulwaree Council	\$2,000,000	\$4,802,600
NSW	Carrick Road Bridge replacement, Carrick	Replace part timber bridge on Carrick Road with a modular concrete culvert system	Goulburn Mulwaree Council	\$458,806	\$917,613
NSW	Carters Swamp Bridge replacement, Goodooga Brenda Rd, Goodooga	Replaced existing bridge with new structure	Brewarrina Shire Council	\$450,000	\$900,000
NSW	Jingellic Road Bridges renewal package, Wantagong	Strengthen and widening five bridges along Jingellic Road for heavy mass vehicles	Greater Hume Shire Council	\$926,282	\$1,852,564
NSW	Lucas Bridge replacement, Breealong-Balladoran Rd, Breealong	Replace timber structure with new concrete bridge	Gilgandra Council	\$1,250,000	\$2,500,000
NSW	Billabong Anabranche Bridge renewal, Federation Way, Oaklands	Renewal of an existing structurally deficient bridge	Federation Council	\$907,500	\$1,815,000
NSW	Cox Bridge replacement, Caparra Rd, Wherrol Flat	Replace an aged timber bridge with a new concrete structure	Mid-Coast Council	\$692,500	\$1,385,000
NSW	Little Tiri Bridge replacement, Tiri Rd, Knorrit Flat	Replace an aged timber bridge with a new concrete structure	Mid-Coast Council	\$524,500	\$1,049,000

Bridges Renewal Program Round 5

Projects as at 29 September 2020

State	Project Name	Project Description	Proponent	Australian Government Funding	Total Project Cost
NSW	Killabakh Creek Bridge replacement, Yarratt Rd, Cedar Party	Replace an aged timber bridge with a new concrete structure	Mid-Coast Council	\$297,000	\$594,000
NSW	Adelargo Road Culvert replacement, Warraderry	Replacement of existing culvert with a high mass limit culvert	Weddin Shire Council	\$311,938	\$623,876
NSW	Heathcotes Lane Culvert replacement, Bimbi	Replacement of existing culvert with a high mass limit culvert	Weddin Shire Council	\$246,345	\$492,690
NSW	Tyagong Creek Bridge renewal, Henry Lawson Way, Grenfell	Remediation works to Henry Lawson Way Tyagong Creek Bridge - BR0006	Weddin Shire Council	\$144,430	\$288,860
NSW	Crooked River Bridge renewal, Crooked River Rd, Gerroa	Installation of impressed Current Cathodic Protection system	Kiama Municipal Council	\$404,787	\$809,574
NSW	Mount Hercules Road Causeway replacement, Razorback	Replace single lane causeway with boxed culvert	Wollondilly Shire Council	\$400,706	\$801,412
NSW	Collins Valley Road Bridge replacement, Lynchs Creek	Replace existing timber bridge with a new concrete and steel bridge	Kyogle Council	\$387,745	\$775,491
NSW	Capeen Creek Road bridges replacement package, Capeen Creek	Replace the three timber bridges with new concrete and steel bridges	Kyogle Council	\$1,148,083	\$2,296,166
NSW	Benama Bridge renewal, Old Wallabadah Rd, Garoo	Renewal of existing timber bridge over Goonoo Goonoo Creek	Tamworth Regional Council	\$437,500	\$875,000
NSW	Fishers Bridge renewal, Fishers Ln, Loomberah	Renewal of existing timber bridge over the Peel River	Tamworth Regional Council	\$582,500	\$1,165,000
NSW	Retreat Bridge replacement, Retreat	Replace timber bridge over the MacDonald River	Tamworth Regional Council	\$1,095,000	\$2,190,000
NSW	Brick Kiln Bridge replacement, Cooma Rd, Bendoura	Replace timber bridge with a concrete structure	Queanbeyan-Palerang Regional Council	\$682,000	\$1,364,000
NSW	Valla Bridge replacement, Valla Rd, Valla	Replace an aged timber bridge with a new concrete structure	Nambucca Valley Council	\$183,975	\$367,950
NSW	Shorts Bridge replacement, Kennaic Creek Rd, Missabotti	Replace an aged timber bridge with a new concrete structure	Nambucca Valley Council	\$141,625	\$283,250
NSW	Helliwells Bridge replacement, Helliwells rd, Missabotti	Replace an aged timber bridge with a new concrete structure	Nambucca Valley Council	\$109,175	\$218,350
NSW	Frank Partridge Bridge replacement, Newee Creek Rd, Newee Creek	Replace an aged timber bridge with a new concrete structure	Nambucca Valley Council	\$70,510	\$141,020
NSW	Main Arm Causeway replacement, Main Arm	Road realignment and construct a new concrete causeway of two lanes	Byron Shire Council	\$402,679	\$805,358
NSW	Old School Road Bridge replacement, Herons Creek	Replace timber bridge with culvert	Port Macquarie Hastings Council	\$160,000	\$320,000
NSW	Donkins Flat Bridge replacement, Wingham Rd, Comboyne	Replace timber bridge with culvert	Port Macquarie Hastings Council	\$225,000	\$450,000

Bridges Renewal Program Round 5

Projects as at 29 September 2020

State	Project Name	Project Description	Proponent	Australian Government Funding	Total Project Cost
NSW	Bril Bril Bridge renewal, Upper Rollands Plains Rd, Rollands Plains	Strengthen and rehabilitate heritage timber bridge	Port Macquarie Hastings Council	\$430,000	\$860,000
NSW	Tarana Road Bridge renewal, Gemalla	Bridge Renewal over Stony Creek and road realignment	Bathurst Regional Council	\$523,425	\$1,046,850
NSW	Gibbs Bridge replacement, Putty Valley Rd, Putty	Replace an aged timber bridge with a new concrete structure	Singleton Council	\$650,000	\$1,300,000
NSW	Brunners Bridge renewal, Gresford Rd, Singleton	Renewal of an old concrete bridge	Singleton Council	\$700,000	\$5,500,000
NSW	George Campbell Bridge replacement, Darbys Falls Rd, Cowra	Replace an aged timber bridge with a new concrete structure	Cowra Shire Council	\$1,170,767	\$2,341,535
NSW	North Kooba Bridge renewal, Kidman Way, Griffith	Renewal of North Kooba Bridge	TRANSPORT FOR NSW	\$2,479,950	\$4,959,900
NSW	Bawdens Bridge renewal, Old Glen Innes Rd, Clarence Valley	Strengthening of Bawdens Bridge	TRANSPORT FOR NSW	\$2,102,220	\$4,204,440
NSW	Shingle Hill Way Bridge replacement, Gundaroo	Road realignment and a new bridge constructed reducing flood risk and removing current load limit	Yass Valley Council	\$800,000	\$4,400,000
NSW	Hunts Creek Culverts replacement, The Hills Shire	Replace the existing culvert with single span bridge	City of Parramatta Council	\$2,000,000	\$5,000,000
NSW	Garlandtown Bridge renewal, N Head Dr, Moruya	Widening bridge to two-lanes designed to meet M1600 standards	Eurobodalla Shire Council	\$850,000	\$1,896,522
NSW	Martins Gully/ Shambrook Ave Bridge renewal, Armidale	Replace superstructure and restoration of substructure to restore load capacity of 44T	Armidale Regional Council	\$375,000	\$750,000
NSW	Bungabee Bridge replacement, Bungabee Rd, Bentley	Raise level of bridge, improving flood immunity, sightlines, gradient and alignment	Lismore City Council	\$560,000	\$1,120,000
NSW	Pearces Creek Bridge replacement, Eltham Rd, Pearces Creek	Replace 2-lane 44m long 4-span timber bridge with a new 60m concrete structure, including some road realignment	Ballina Shire Council	\$2,000,000	\$4,000,000
NSW	Jackybulbin Tullymorgan Road bridges renewal package, Tullymorgan	Replace three timber bridges with concrete structures	Clarence Valley Council	\$797,165	\$1,594,330
NSW	McPhillips Road Bridge renewal, Halfway Creek	Replace an aged timber bridge with a new concrete structure	Clarence Valley Council	\$297,567	\$595,134
NSW	Dignans Timber Bridge replacement, Coongbar Rd, Clarence Valley	Replace an aged timber bridge with a new concrete structure	Clarence Valley Council	\$343,002	\$686,004
NSW	Forest Road Bridge duplication, Orange	Duplication of the existing bridge over the main western rail line to provide a separate south bound lane	Orange City Council	\$2,000,000	\$5,586,000

Bridges Renewal Program Round 5

Projects as at 29 September 2020

State	Project Name	Project Description	Proponent	Australian Government Funding	Total Project Cost
NSW	Pretty Point Bridge renewal, New Buildings Rd, Wyndham	Completion of construction of a truss bridge	Bega Valley Shire Council	\$500,000	\$1,000,000
NSW	Washpen Bridge replacement, Gundong Road, Obley	Construction of Washpen Bridge on Gundong Road, Obley	Cabonne Shire Council	\$1,145,400	\$2,290,800
NSW	Gowan Bridge replacement, Gowan Road, Gowan	Construction of Gowan Bridge on Gowan Road, Gowan	Cabonne Shire Council	\$984,090	\$1,968,180
NSW	Brawlin Road Bridge 380 replacement, Burra Creek	Replace existing structure with new concrete bridge	Cootamundra-Gundagai Regional Council	\$198,000	\$396,000
NSW	Burra Road Bridge 126 replacement, Burra Creek	Replace existing structure with new concrete bridge	Cootamundra-Gundagai Regional Council	\$240,000	\$480,000
NSW	Lucerndale Road Bridge 157 replacement, Tumblong	Replace existing structure with new concrete bridge	Cootamundra-Gundagai Regional Council	\$168,000	\$336,000
NSW	Lucerndale Road Bridge 158 replacement, Tumblong	Replace existing structure with new concrete bridge	Cootamundra-Gundagai Regional Council	\$99,000	\$198,000
NSW	Notts Creek Bridge replacement, Oakendale Rd, Glen Oak	Replace an aged timber bridge with a new concrete structure	Port Stephens Council	\$150,000	\$300,000
NSW	Ophir Glen Bridge replacement, Ophir Glen Rd, Upper Burringbar	Replace an aged timber bridge with a new concrete structure	Tweed Shire Council	\$660,000	\$1,320,000
NSW	Orange Grove Road Bridge renewal, Keepit	Upgrade timber bridge allowing HML access via Orange Grove Road	Gunnedah Shire Council	\$626,175	\$1,252,350
NSW	Wambanumba Bridge renewal, Murringo Road, Young	Renewal of the Wambanumba Bridge (Murringo Road, Young - MR41)	Hilltops Council	\$1,544,500	\$3,089,000
NSW	Kalang River Bridge replacement, Bowraville Rd, Bellingen	Replace an aged timber bridge with a dual-lane concrete bridge	Bellingen Shire Council	\$2,000,000	\$4,095,000
NSW	Paddys Flat Road Bridge 67161 replacement, Tabulam	Replace an aged timber bridge with a new concrete structure	Tenterfield Shire Council	\$350,000	\$700,000
NSW	Paddys Flat Road Bridge 67203 replacement, Upper Tooloom	Replace an aged timber bridge with a new concrete structure	Tenterfield Shire Council	\$365,500	\$731,000
NSW	White Hawke Bridge replacement, Temagog Rd, Temagog	Replace a two lane timber bridge with a concrete structure	Kempsey Shire Council	\$185,717	\$371,434
NSW	Boyers Lane Bridge replacement, Jerseyville	Replace a single lane timber bridge with a concrete structure	Kempsey Shire Council	\$142,447	\$284,894
NSW	McKenzies Bridge replacement, Toose Rd, Bellbrook	Replace an aged timber bridge with a new concrete structure	Kempsey Shire Council	\$179,743	\$359,486
NSW	McIver's Bridge replacement, Carrai Rd, Willi Willi	Replace an aged timber bridge with a new concrete structure	Kempsey Shire Council	\$277,139	\$554,278
NSW	Nursery Gully Bridge replacement, Smiths Creek Rd, Kundabung	Replace an aged timber bridge with a new concrete structure	Kempsey Shire Council	\$139,941	\$279,882

Bridges Renewal Program Round 5

Projects as at 29 September 2020

State	Project Name	Project Description	Proponent	Australian Government Funding	Total Project Cost
NSW	Yarrein Creek Bridge renewal, Swan Hill Rd, Mallan	Bridge renewal	Murray River Council	\$800,000	\$1,600,000
NSW	Jimaringle Creek Bridge replacement, Rangemore Rd, Burraboi	Replace an aged timber bridge with a new concrete structure	Murray River Council	\$450,000	\$900,000
NSW	Gully Swamp Bridge replacement, Gallymont Rd, Mandurama	Replace existing low level, 3t limited bridge with a longer span, unlimited bridge	Blayney Shire Council	\$170,000	\$340,000
NSW	Barnsley Weir Bridge replacement, The Weir Rd, Barnsley	Construct a new bridge and address safety issues regarding the approach on both sides of the creek to the bridge	Lake Macquarie City Council	\$2,000,000	\$5,254,000
NSW	Cooranbong Bridge renewal, Freemans Dr, Cooranbong	Bridge strengthening to extend life of existing structure, remove load limit and speed restriction	Lake Macquarie City Council	\$650,000	\$1,300,000
NSW	Yango Creek Bridge replacement, Yango Creek Rd, Wollombi	Replace existing timber bridge with new concrete or steel bridge at higher deck level and concrete span	Cessnock City Council	\$1,176,500	\$2,353,000
NSW	Kline Street Bridge replacement, Weston	Replace existing timber bridge with new concrete bridge with higher deck level and longer span	Cessnock City Council	\$650,000	\$1,300,000
NSW	Little Plains Bridge replacement, Mila Rd, Craigie	Replace timber bridge with single lane concrete bridge	Snowy Monaro Regional Council	\$836,396	\$1,672,792
NSW	Yarrow Creek Bridge renewal, Mount Mitchell Rd, Mount Mitchell	Yarrow Creek Bridge renewal	Glen Innes Severn Council	\$472,500	\$945,000
QLD	Doolan Deck Bridge Network renewal package, Esk	Improvements to 17 concrete/ timber hybrid bridges	Somerset Regional Council	\$775,967	\$1,551,934
QLD	Braeburn Road Bridge replacement, Monsildale	Replace timber bridge with concrete bridge	Somerset Regional Council	\$140,157	\$280,314
QLD	Sandy Creek Bridge replacement, Crossdale	Replace timber bridge with concrete bridge	Somerset Regional Council	\$235,543	\$471,086
QLD	Boyd's Bridge replacement, Currumbin Creek Rd, Currumbin Valley	Replace timber bridge with a concrete structure	Gold Coast City Council	\$2,000,000	\$4,273,000
QLD	Kerkin Road Bridge renewal, Kerkin Rd N, Jacobs Well	Renewal of single lane crossing to facilitate future linkage between Coomera Connector and key developmental areas	Gold Coast City Council	\$2,000,000	\$10,060,000
QLD	Boggy Creek Bridge renewal, N Bucca Rd, Bucca	Boggy Creek Bridge renewal	Bundaberg Regional Council	\$870,000	\$1,740,000
QLD	Kariboe Creek Culverts replacement, Aerodrome Rd, Thangool	Replace existing single lane steel culverts with a dual lane bridge	Banana Shire Council	\$862,950	\$1,725,900

Bridges Renewal Program Round 5

Projects as at 29 September 2020

State	Project Name	Project Description	Proponent	Australian Government Funding	Total Project Cost
QLD	Tualka Creek Bridge replacement, Ghinghinda Rd, Ghinghinda	Replace timber bridge with concrete bridge	Banana Shire Council	\$180,400	\$360,800
QLD	Dawson River Bridge replacement, Bundulla Rd, Taroom	Replace existing single lane timber bridge	Banana Shire Council	\$511,500	\$1,023,000
QLD	Mary Street Bridge renewal, Malanda	Renewal Mary Street Bridge to a concrete bridge	Tablelands Regional Council	\$1,377,481	2754963
QLD	Marregallan Road Bridge renewal, Malanda	Renewal Marregallan Rd Bridge to a concrete bridge	Tablelands Regional Council	\$674,563	1349126
QLD	K.T. Peters Bridge renewal, River Rd, Inverlaw	Structural maintenance repairs and guard rail renewal	South Burnett Regional Council	\$30,000	\$60,000
QLD	Doonside Bridge replacement, Doonside Rd, Canal Creek	Replace existing bridge with concrete bridge structure	Livingstone Shire Council	\$390,856	\$781,712
QLD	Davies Creek Bridge replacement, Koah	Replace existing bridge with concrete bridge structure	Mareeba Shire Council	\$142,000	\$284,000
QLD	Freeman Timber Bridge replacement, Worendo St, Veresdale Scrub	Replace existing one way timber bridge with a concrete two way bridge	Logan City Council	\$2,000,000	\$4,280,300
QLD	Behana Gorge Road Bridge No.2 replacement, Aloomba	Replace timber bridge with a concrete structure and widening approaches	Cairns Regional Council	\$610,000	\$1,220,000
QLD	Connolly Dam Road Culvert replacement, Silverwood	Replace existing culvert with a dual-lane structure	Southern Downs Regional Council	\$231,825	\$463,650
QLD	Homestead Road floodway renewal, Rosenthal Heights	Renewal of the existing floodway with a dual-lane bridge	Southern Downs Regional Council	\$532,500	\$1,065,000
QLD	Coppermine Creek Bridge replacement, Sheaffe St, Cloncurry	Construction of three span reinforced concrete bridge and approaches replacing existing structure	Cloncurry Shire Council	\$2,000,000	\$4,991,329
QLD	Kingsthorpe Haden Road Culvert replacement, Haden	Replace existing culvert structure with new concrete culvert structure	Toowoomba Regional Council	\$654,500	\$1,309,000
QLD	Barbwire Creek Bridge replacement, N Davidson Rd, Cardstone	Replace timber bridge with a concrete structure	Cassowary Coast Regional Council	\$499,975	\$999,950
QLD	Hinchcliffe Bridge replacement, Hinchcliffe Dr, Kooralbyn	Replace low level, timber bridge with more reliable and flood resilient two lane concrete bridge	Scenic Rim Regional Council	\$2,000,000	\$4,004,000
QLD	Flying Fox Creek Bridge replacement, Upper Coomera Rd, Ferny Glen	New two lane concrete bridge to replace existing single lane timber bridge	Scenic Rim Regional Council	\$1,671,054	\$3,342,108
QLD	Kengoon Bridge replacement, Kengoon Rd, Kents Lagoon	New single lane concrete bridge to replace existing single lane timber bridge	Scenic Rim Regional Council	\$1,104,041	\$2,208,082
QLD	Anichs Bridge replacement, Finlayvale Rd, Finlayvale	Construct single lane combined use (road and rail) 44T load rated structure	Douglas Shire Council	\$440,000	\$880,000

Bridges Renewal Program Round 5

Projects as at 29 September 2020

State	Project Name	Project Description	Proponent	Australian Government Funding	Total Project Cost
QLD	Warners Bridge replacement, Warner Rd, Cassowary	Construct single lane, single use (road transport) 44T load rated structure	Douglas Shire Council	\$500,000	\$1,000,000
QLD	Macquarie Street Culvert renewal, Gracemere	Renewal floodway to culverts and associated road works	Rockhampton Regional Council	\$649,000	\$1,298,000
QLD	Muggins Lane Culvert replacement, Yuleba	Replace the existing timber bridge on Muggins Lane Yuleba	Maranoa Regional Council	\$264,576	\$529,152
QLD	Ted Cunningham Bridge replacement, Strathmore Rd, Whitsunday	Construct renewal bridge with increased deck level and single lane carriageway	Whitsunday Regional Council	\$2,000,000	\$4,600,000
QLD	Charnwood Road (Granite Creek Crossing) Bridge replacement, Lowmead	Replace existing bridge with concrete bridge structure	Gladstone Regional Council	\$643,500	\$1,287,000
QLD	Stockbridge Road Bridge 3 replacement, Lowmead	Replace timber bridge with concrete bridge	Gladstone Regional Council	\$643,500	\$1,287,000
QLD	Stockbridge Road Bridge 2 replacement, Lowmead	Replace timber bridge with concrete bridge	Gladstone Regional Council	\$643,500	\$1,287,000
QLD	Wandoan Creek Bridge replacement, Bundi Rd, Wandoan	Replace timber bridge with a concrete structure	Western Downs Regional Council	\$1,818,487	\$3,636,974
QLD	Cran Bridge renewal, Stockyard Creek Rd, Flagstone Creek	Cran Bridge renewal	Lockyer Valley Regional Council	\$118,000	\$236,000
QLD	Bully Creek Bridge replacement, Bulliwallah Hyde Park Rd, Belyando	Replace existing steel bridge with a precast concrete bridge	Isaac Regional Council	\$243,600	\$487,200
QLD	Doonella Lake Bridge replacement, Memorial Ave, Tewantin	Replace existing bridge with new structure	Noosa Shire Council	\$2,000,000	\$7,000,000
QLD	Garth Prowd Bridge renewal, Noosa Parade, Noosa Heads	'Stop corrosion' intervention and strengthening work is required	Noosa Shire Council	\$1,750,000	\$3,500,000
QLD	Cooroy Belli Creek Road Bridge replacement, Cooroy	Replace timber bridge with a concrete structure	Noosa Shire Council	\$450,000	\$900,000
QLD	Lawnville Road Bridge replacement, Black Mountain	Replace existing bridge with concrete bridge structure	Noosa Shire Council	\$755,437	\$1,510,875
QLD	Tandur Road Bridge renewal, Tandur	Renewal of a single lane timber bridge (no 83) on Tandur Road, Kybong	Gympie Regional Council	\$1,137,500	\$2,275,000
QLD	Kirks Bridge replacement, Liborios Rd, Upper Stone	Replace timber bridge with a concrete structure	Hinchinbrook Shire Council	\$632,335	\$1,264,670
QLD	Desjardins Crossing Bridge replacement, Cemetary Rd, Hinchinbrook	Replace existing bridge structure with new bridge structure	Hinchinbrook Shire Council	\$201,250	\$402,500
QLD	Rooneys Bridge renewal, State Route 16, Oonoonba	Concrete strengthening of damaged piles to maintain existing heavy vehicle access	Queensland Department of Transport and Main Roads.	\$2,500,000	\$5,000,000

Bridges Renewal Program Round 5

Projects as at 29 September 2020

State	Project Name	Project Description	Proponent	Australian Government Funding	Total Project Cost
SA	Daly Street Bridge renewal, Kurralt Park	Renewal of the existing Daly Street bridge over Brown Hill Creek and realign existing geometry of Daly Street	City of West Torrens	\$397,404	\$794,808
SA	Beare Avenue/Watson Avenue Bridge renewal, Netley	Renewal Beare Avenue/Watson Avenue bridge and channel of Brown Hill Creek	City of West Torrens	\$698,921	\$1,397,842
SA	Butlers Bridge replacement, Old Broughton Rd, Lower Broughton	Replace structure with new concrete bridge	Port Pirie Regional Council	\$349,250	\$698,500
SA	Rapid Bay Bridge replacement, Essington Lewis Drive, Rapid Bay	Construction of a new bridge on Essington Lewis Drive, Rapid Bay	District Council of Yankalilla	\$297,000	\$596,049
SA	Branson Road Spanning Bridge replacement, McLaren Vale	Replace timber bridge with concrete bridge	City of Onkaparinga	\$225,000	\$450,000
SA	Andrews Road Bridges renewal, Andrews	Sealing deck; renewal of guardrail; concrete remediation	Northern Areas Council	\$77,947	\$155,895
SA	Stockwell Road Bridge renewal, Light Pass	Renewal bridge to PBS level 3A freight vehicles	The Barossa Council	\$418,696	\$837,395
SA	Gerald Roberts Road Bridge renewal, Seppeltsfield	Bridge renewal over Greenock Creek on Gerald Roberts Road	Light Regional Council	\$250,000	\$500,000
SA	Victoria Parade Bridge renewal, Bordertown	Renewal of the Victoria Parade Bridge crossing of Tatiara Creek	Tatiara District Council	\$210,000	\$420,000
SA	Wasleys Bridge renewal, Wasleys Rd, Barabba	Renewal of State Heritage listed Wasleys Bridge - Steel and concrete works	Adelaide Plains Council	\$107,500	\$215,000
SA	Aldgate Creek Bridge renewal, Strathalbyn Rd, Mylor	Bridge renewal (1086) over Aldgate Creek on Strathalbyn Rd	Department of Planning, Transport and Infrastructure	\$1,590,000	\$3,180,000
SA	Marrabel Road Bridges 1416 and 1359 renewal, Marrabel	Bridge widening and strengthening of Bridge 1416 and Bridge 1359	Department of Planning, Transport and Infrastructure	\$2,500,000	\$5,268,000
SA	East Parkway Bridge renewal, Andrews Farm	East Parkway Bridge rehabilitation	City of Playford	\$168,150	\$336,300
TAS	Bridge 1600 replacement, Nook Road, Nabowla	Replace bridge 1600 on Nook Road over the Little Forester River	Dorset Council	\$137,500	\$275,000
TAS	Bridge 1502 replacement, Banks Road, Derby	Replace bridge 1502 on Banks Road over Main Creek	Dorset Council	\$172,500	\$345,000
TAS	Dolcoath Road Bridge replacement, Moina	Replace timber bridge with concrete structure	Kentish Council	\$148,275	\$298,275
TAS	Circular Road Bridge 30232 replacement, East Ridgely	Replace timber bridge with concrete bridge	Burnie City Council	\$112,750	\$225,500
TAS	Pisa River Bridge renewal	Renewal of 1-lane bridge with 2-lane bridge and road realignment	Northern Midlands Council	\$200,000	\$400,000

Bridges Renewal Program Round 5

Projects as at 29 September 2020

State	Project Name	Project Description	Proponent	Australian Government Funding	Total Project Cost
TAS	Junee Road Bridge 27 replacement, Maydena	Replace structure with new bridge	Derwent Valley Council	\$190,575	\$381,150
TAS	Lachlan Road Bridge 2 replacement, Lachlan	Replace structure with new bridge	Derwent Valley Council	\$256,575	\$513,150
TAS	Lowana Road Bridget replacement, Strahan	Replace structure with new bridge	West Coast Council	\$112,125	\$224,250
TAS	Wilsdon Street Bridge replacement, Queenstown	Replace bridge with a concrete bridge.	West Coast Council	\$188,312	\$376,625
TAS	Dalrymple Road Bridge 2387 replacement, Mount Direction	Replace Bridge No. 2387 on Dalrymple Road	George Town Council	\$143,588	\$287,177
TAS	Dalrymple Road Bridge 955 replacement, Mount Direction	Replace Bridge No. 955 on Dalrymple Road	George Town Council	\$263,598	\$527,196
TAS	Dalrymple Road Bridge 954 replacement, Mount Direction	Replace Bridge No. 954 on Dalrymple Road	George Town Council	\$77,813	\$155,627
TAS	Black Snake Road Bridge replacement, Bothwell	Replace existing bridge with a concrete bridge	Central Highlands Council	\$92,500	\$185,000
TAS	Gawler River Bridge renewal, Preston Road, Gawler	Renewal of bridge over Gawler River, Preston Road	Central Coast Council	\$1,400,000	\$2,800,000
TAS	Strath Bridge renewal, Selbourne Rd, Selbourne	Renewal of superstructure and upgrading of substructure and approach roads	Meander Valley Council	\$262,875	\$525,750
TAS	Huetts Road Bridge replacement, Edith Creek	Replace timber bridge with concrete bridge	Circular Head Council	\$275,000	\$550,000
TAS	Winkleigh Road Bridge 2634 renewal, Exeter	Strengthening of existing bridge to carry higher productivity and mass vehicles	West Tamar council	140,000	\$280,000
VIC	Slate Quarry Road Bridge replacement, Meredith	Replace existing bridge with a new bridge	Golden Plains Shire Council	\$1,150,000	\$2,300,000
VIC	Geggies Road Bridge replacement, Rokewood	Replace existing bridge with a new bridge	Golden Plains Shire Council	\$350,000	\$700,000
VIC	Manks Road Bridge renewal, Clyde	Renewal of existing single span bridge	Casey City Council	\$558,309	\$1,116,618
VIC	Developmental Road Bridge replacement, Springhurst	Replace existing bridge with concrete bridge	Wangaratta Rural City Council	290,000	580000
VIC	Albacutya Bridge replacement, Albacutya Rd, Albacutya	Construct a dual lane bridge in renewal of old single lane bridge	Hindmarsh Shire Council	2,000,000	4115000
VIC	James Lane Bridge renewal, Tylden	Widen and increasing load limit to 81T on James Lane Bridge	Macedon Ranges Shire Council	\$161,500	\$323,000
VIC	Hartigans Bridge renewal, Sidonia Rd, Sidonia	Hartigans Bridge widened to two lanes	Macedon Ranges Shire Council	\$191,500	\$383,000

Bridges Renewal Program Round 5

Projects as at 29 September 2020

State	Project Name	Project Description	Proponent	Australian Government Funding	Total Project Cost
VIC	Allies Road Bridge renewal, Maiden Gulley	Replacing an aged existing U Slab Bridge with Crown units	Greater Bendigo City Council	\$241,308	\$482,617
VIC	Howard Street Bridge renewal, Epsom	Strengthening and widening of an existing U slab bridge with an additional shared path	Greater Bendigo City Council	\$593,680	\$1,187,360
VIC	King Track Bridge replacement, Chapple Vale	Replace degraded timber bridge	Colac Otway Shire	\$450,000	\$900,000
VIC	Bay Creek Bridge renewal, Redbank Mongans Rd, Mongans Bridge	The bridge will be renewal from a 6T gross vehicle limit to 68T	Alpine Shire	\$114,675	\$229,350
VIC	Quirks Bridge renewal, Bangerang Rd, Echuca Village	Supply and installation of approach and bridge safety barriers and bridge signage	Campaspe Shire Council	\$70,000	\$140,000
VIC	Watsons Bridge renewal, Gunbower Island Rd, Gunbower	Paint steelwork, test for concrete carbonation, update road signage, replace bearing pads	Campaspe Shire Council	\$100,000	\$200,000
VIC	Telegraph Road Bridge renewal, Mount Prospect	Strengthen bridge structure to remove existing load limit	Hepburn Shire Council	\$126,250	\$252,500
VIC	Minyip Banyena Road renewal, Minyip	Renewal of Dunmunkle Creek Crossing in Minyip Banyena Road at 5.7 km east of Stawell Warracknabeal Road	Yarriambiack Shire Council	\$50,000	\$100,000
VIC	Carngham -Streatham Road Bridge 32 renewal, Mount Emu	Replace Bridge 32 on Carngham -Streatham Road	Pyrenees Shire Council	\$401,500	\$803,000
VIC	Raglan - Elmhurst Road Bridge 139 replacement, Raglan	Replace Bridge 139 on Raglan - Elmhurst Road	Pyrenees Shire Council	\$503,250	\$1,006,500
VIC	Wrights Bridge replacement, Wrights Bridge Rd, Moira	Replace bridge with a new, higher capacity bridge	Moira Shire Council	\$658,973	\$1,317,946
VIC	Kilmore East Road Bridge renewal, Kilmore East	Renewal of existing concrete bridge structure	Mitchell Shire Council	\$400,000	\$800,000
VIC	Edwards Bridge renewal, Stanley St, Warrnambool	Renewal of the Edwards Bridge on Stanley Street across the Merri River	Warrnambool City Council	\$1,500,000	\$3,000,000
VIC	Caravan Park Bridge replacement, Court St, Yea	Replace bridge with new precast concrete bridge. Remove bridge load limit	Murrindindi Shire Council	\$330,000	\$660,000
VIC	Pincombes Bridge replacement, Break Oday Rd, Glenburn	Replace single-lane bridge with a two-lane precast concrete bridge	Murrindindi Shire Council	\$742,500	\$1,485,000
VIC	McDonalds Bridge replacement, Yarck Rd, Gobur	Replace single-lane bridge with a two-lane precast concrete bridge	Murrindindi Shire Council	\$993,300	\$1,986,600
VIC	Watt Road Bridge renewal, Mooroopna	Remediation works of Watt Road Bridge	Greater Shepparton City Council	\$742,000	\$1,484,000
VIC	Harrow Clear Lake Bridge renewal, Harrow-Clear Lake Rd, Harrow	Strengthening and rehabilitation of Harrow Clear Lake Bridge over Salt Creek	West Wimmera Shire Council	\$210,567	\$421,135
VIC	Shilliday Road Bridge replacement, Shillidays Rd, Barfold	Replace existing bridge with a new bridge	Mount Alexander Shire Council	\$176,000	\$352,000

Bridges Renewal Program Round 5

Projects as at 29 September 2020





State	Project Name	Project Description	Proponent	Australian Government Funding	Total Project Cost
VIC	Curlys Bridge replacement, Mitchells Ln, Barfold	Replace existing bridge with concrete bridge	Mount Alexander Shire Council	\$143,000	\$286,000
VIC	Siddles Road Bridge replacement, Redesdale	Replace existing bridge with a new bridge	Mount Alexander Shire Council	\$162,000	\$324,000
VIC	Glenmore Road Bridge renewal, Ballan	Bridge strengthening and safety improvements at Glenmore Road Bridge	Moorabool Shire Council	\$484,000	\$968,450
VIC	South Gippsland Freeway bridges renewal package, Dandenong South	Strengthening bridges over the Pakenham Railway Line to allow Higher Productivity Freight Vehicle access	Victoria, Department of Transport	\$1,960,000	\$3,920,000
VIC	Dynon Road Bridge renewal, West Melbourne	Strengthening the Dynon Road Bridge over Moonee Ponds Creek	Victoria, Department of Transport	\$2,500,000	\$5,100,000
VIC	Nimmo Bridge renewal, Buffalo River Road, Myrtleford	Strengthening Nimmo Bridge on Buffalo River Road	Victoria, Department of Transport	\$1,211,000	\$2,422,000
VIC	Casterton-Edenhope Road Bridge renewal, Wando Vale Ponds	Strengthen Casterton-Edenhope Road Bridge at Wando Vale Ponds	Victoria, Department of Transport	\$792,500	\$1,585,000
VIC	Godfrey Street Bridge replacement, Wedderburn	Replace existing bridge with a new bridge	Loddon Shire Council	\$260,000	\$520,000
VIC	Downies Lane Bridge renewal, Traralgon South	Replace the timber 5T limited bridge on with a new concrete and steel bridge to 44T limits	Latrobe City Council	\$300,000	\$600,000
VIC	Nagambie-Locksley Road Bridge replacement, Locksley	Replace existing bridge with a new bridge	Shire of Strathbogie	\$600,000	\$1,200,000
VIC	Sloping Bridge renewal, Jack River	The approaches to bridge will be altered on both sides and the bridge widened to 7.6m between barriers	Wellington Shire Council	\$401,500	\$803,000
VIC	Horsham Lubeck Road Bridge renewal, St Helens Plains	Concrete overlay over the existing U beam deck bridge	Horsham Rural City Council	\$186,000	\$372,000
VIC	Roberts Road renewal, Yarragon	Renewal of the bridge at Roberts Road Yarragon	Baw Baw Shire Council	\$366,000	\$732,000
VIC	Williams Road Culverts replacement, Scotts Creek	Replace existing steel culverts with concrete culvert	Corangamite Shire Council	\$75,000	\$150,000
WA	Jarrahdale Road Bridge replacement, Jarrahdale	Replace of timber bridge with concrete bridge	Shire of Serpentine Jarrahdale	\$1,203,041	\$2,406,083
WA	Quill Road Bridge 4016A renewal, Bokal	Repair overlay and widen deck	Shire of West Arthur	\$786,500	\$1,593,000
WA	Upper Capel Road Bridge 3275 replacement, Brazier	Replace two lane concrete bridge	Shire of Donnybrook Balingup	\$695,000	\$1,390,000
WA	Tuart Drive Bridge replacement, Wonnerup	Replace bridge destroyed by fire	City of Busselton	\$1,250,000	\$2,500,000
WA	Kaloorup Road Bridge replacement, Jindong	Replace bridge with culvert	City of Busselton	\$250,000	\$500,000

Bridges Renewal Program Round 5

Projects as at 29 September 2020

State	Project Name	Project Description	Proponent	Australian Government Funding	Total Project Cost
WA	Boallia Road Bridge replacement, Vasse	Replace bridge with culvert	City of Busselton	\$504,500	\$1,009,000
WA	Bussell Highway Bridge 0235 renewal, Capel	Renewal of bridge 0235 over Tren creek on Bussell Highway	Commissioner of Main Roads	\$2,000,000	\$4,000,000
WA	York Merredin Road bridges renewal package, Dulbellin	Renewal of bridges 594, 597 and 601 on York Merredin Road	Commissioner of Main Roads	\$2,469,000	\$4,938,000
WA	Benara Road Bridge renewal, Caversham	Renewal and duplication of existing bridge and approach roads	City of Swan	\$2,000,000	\$6,095,000
WA	Mordalup Road Bridge 2923A replacement, Mordalup	Replacement of existing bridge with a new structure	Shire of Manjimup	\$1,700,000	\$3,400,000

6.4 APPLICATION FOR RATE EXEMPTION - RELATIONSHIPS AUSTRALIA WA INC.

STRATEGIC GOAL	6. LEADERSHIP Visionary, collaborative, accountable
STRATEGIC OBJECTIVE	6.1 Governance systems, process and practices are responsible, ethical and transparent.
SUBJECT INDEX	Exemptions & Appeals (Rates)
BUSINESS UNIT	Rates
REPORTING OFFICER	Rates Coordinator - David Nicholson
AUTHORISING OFFICER	Director Finance and Corporate Services - Tony Nottle
NATURE OF DECISION	Executive: substantial direction setting, including adopting strategies, plans and policies (excluding local planning policies), tenders, setting and amending budgets, funding, donations and sponsorships, reviewing committee recommendations
VOTING REQUIREMENT	Absolute Majority
ATTACHMENTS	Attachment A Letter Requesting Rate Exemption   Attachment B Rate Exemption Application  

OFFICER RECOMMENDATION

That the Council:

1. **Approve the rate exemption application from Relationships Australia WA Inc. under section 6.26(2)(g) of the *Local Government Act 1995* on 7 Harris Road, Busselton, effective 1 July 2020; and**
2. **Agree that this rate exemption is to continue where Relationships Australia WA Inc. confirms in writing by the 30 April annually that they continue to lease and use the property for the purposes stated in the application.**

EXECUTIVE SUMMARY

An application with all required documentation has been received from Relationships Australia WA Inc. seeking a rate exemption on 7 Harris Road, Busselton, which they are leasing and using to deliver their Headspace Busselton services. On the basis of the application, this report recommends that the application for an exemption be granted effective as at 1 July 2020 in accordance with section 6.26(2)(g) of the *Local Government Act 1995* (the Act).

BACKGROUND

Relationships Australia WA Inc. (RAWA) is a not-for-profit benevolent institution with Deductible Gift Receipt status. The vast majority of RAWA income is from Commonwealth and State grants so as to provide community services. RAWA lease 71 Kent Street, Busselton, and now 7 Harris Road, Busselton, from which they provide Headspace Busselton services free of charge to the community. At its meeting on 8 May 2019, Council approved (C1905/089) RAWA's application for a rate exemption on 71 Kent Street, Busselton, due to it being used exclusively for charitable purposes.

RAWA is the lead agency for Headspace Busselton. Headspace is an organisation that operates across Australia, providing support, information and services to people aged 12-25.

Headspace Busselton offer anyone aged 12-25 free access to social workers, counsellors, mental health workers and psychologists. Headspace also has an extensive website where young people and their carers can read information on a wide range of issues including depression, bullying and relationship issues.

OFFICER COMMENT

Section 6.26 of the Act states that all land is rateable except in certain circumstances. Section 6.26(2)(g) states that “land used exclusively for charitable purposes” is not rateable.

RAWA are seeking a rate exemption on 7 Harris Road, Busselton, under section 6.26(2)(g) because of its Headspace Busselton use. They have provided the required application and documentation so as to meet the City’s assessment criteria.

It is considered that the application should be approved as the Headspace services provided by RAWA are charitable in nature and therefore the property at 7 Harris Road, Busselton, would be rate exempt under section 6.26(2)(g) of the Act.

No physical inspection of the property has been carried out as the documentation provided by RAWA on the property’s use is considered sufficient.

Statutory Environment

Section 6.26(2)(g) of the Act specifically states that land used exclusively for charitable purposes is not rateable.

Relevant Plans and Policies

There are no relevant plans or policies to consider in relation to this matter.

Financial Implications

Approving a rate exemption effective at 1 July 2020 would see a \$4,139.84 reduction to the 2020/2021 rating income. There would be similar reductions for future financial periods where the property continues to be leased by RAWA and used for providing Headspace Busselton services.

Stakeholder Consultation

No external stakeholder consultation was required or undertaken in relation to this matter.

Risk Assessment

An assessment of the potential implications of implementing the Officer Recommendation has been undertaken using the City’s risk management framework, with risks assessed taking into account any controls already in place. No risks of a medium or greater level have been identified.

If Council chooses to decline the rate exemption application, then staffing and/or legal costs may be incurred should RAWA request the State Administrative Tribunal review the decision.

Options

As an alternative to the proposed recommendation, the Council could decline the rate exemption application on the basis that it considers the property to be rateable under the Act. As stated above, this is not recommended based on the risks associated with declining the application.

CONCLUSION

It is considered that the property at 7 Harris Road, Busselton, whilst leased by Relationships Australia WA Inc. and used by them to provide Headspace Busselton services to the community would be rate exempt under section 6.26(2)(g) of the Act.

TIMELINE FOR IMPLEMENTATION OF OFFICER RECOMMENDATION

The rate exemption on 7 Harris Road, Busselton, if approved, should be effective from 1 July 2020 as the application was lodged by Relationships Australia WA Inc. after they received the property's 2020/21 annual rate notice.



04 August 2020

Mr David Nicholson
Rates Coordinator
City of Busselton
2 Southern Drive
Busselton 6280

Dear David

RE: APPLICATION FOR RATES EXEMPTION – 7 Harris Road, Busselton

We would like to apply for rates exemption for the above mentioned property.

Relationships Australia WA Inc ("RAWA") is not-for-profit Public Benevolent institution and has Deductible Gift Recipient (DGR) status. RAWA receives funding from the Federal and State government to provide services to the community. RAWA has currently leased the property at 7 Harris Road, Busselton. The property will be used to run the headspace Busselton satellite services for young people ranging from 12- 25 years old. headspace provides young people access to social workers, counsellors, mental health workers and psychologists. This is a free service.

As RAWA is a not-for-profit charitable organization, an exemption from rates would be helpful for our cause and the delivery of services to the community.

We look forward to your favorable reply. Thank you.

Yours faithfully

A handwritten signature in black ink, appearing to read "Susanna Wee", written over a horizontal line.

Susanna Wee
Chief Financial Officer

CORPORATE

p. 08 6164 0100

a. 156 Railway Pde West Leederville WA 6007

f. 08 6270 4491

m. PO Box 1206 West Leederville WA 6901

1300 364 277 www.relationshipswa.org.au

Relationships Australia (WA) Inc ABN: 32 105 234 326

APPLICATION FOR RATES EXEMPTION**Local Government Act 1995 – Section 6.26****Privacy**

The personal information collected on this form will only be used by the City of Busselton for the sole purpose of providing requested and related services. Information will be stored securely by the City and will not be disclosed to any third parties without your express written consent.

Copyright

I authorise the City of Busselton to reproduce any attachments provided with this form for internal purposes only.

City of Busselton
2 Southern Drive
Busselton WA 6280
Locked bag 1
Busselton WA 6280
ABN 87 285 608 991

Phone: (08) 9781 0444
Facsimile: (08) 9432 4634
Email: city@busselton.wa.gov.au
Web: www.busselton.wa.gov.au

This application form is to be used by organisations seeking exemption from rates, pursuant to the provisions of Section 6.26 of the Local Government Act 1995. The application for exemption will be checked based on the information you have provided, and you will be advised of the outcome in due course. Please attach all additional documents requested, as failure to do so may result in the application being refused.

Please note that this exemption application will only be considered where the properties rating assessment is up to date. Any approved exemption will be on rates only with Emergency Services Levy and other service charges such as waste services remaining payable. Any overpayment as a result of rate exemption being approved will be refunded. Properties which are granted rate exemption are subject to periodic reviews to ensure continued approval.

Instructions: Please print clearly in the spaces provided.

1. PROPERTY ADDRESS DETAILS

Street address	7 Harris Road
Suburb	Busselton
Post code	6280

Property Reference Number (if known)	
--------------------------------------	--

2. WHAT IS THE CURRENT USE OF THE PROPERTY? Please provide full details:

The property is used to run government funded, headspace Busselton program. This is a free service Relationships Australia WA is the lead agency for headspace Busselton. headspace is an organisation that operates across Australia, providing support, information and services to people ages 12 – 25. headspace Busselton offer anyone aged 12-25 free access to social workers, counsellors, mental health workers and psychologists. headspace also has an extensive website where young people and their carers can read information on a wide range of issues including depression, bullying, and relationship issues.

3. PROPERTY OWNER DETAILS

Organisation	
Property owner <i>(if different to above)</i>	Gail Ann Ashbolt
Postal address <i>(including post code)</i>	c/- Acton South West, 30 Queen St, Busselton WA 6280
Telephone	97549200
Facsimile	
Mobile	
E-mail	

4. APPLICANT DETAILS

Contact Person	Susanna Wee
Position Title	Chief Financial Position
Postal address <i>(including post code)</i>	PO Box 1206, West Leederville WA 6901
Telephone	6164 0112
Facsimile	
Mobile	
E-mail	Susanna.We@RelationshipsWA.org.au

5. ORGANISATION INFORMATION**Is/does the organisation:**

An incorporated body as per the Associations Incorporated Act 1987?
(If yes, provide a Certificate of Incorporation)

☒ Yes ☐ No

Considered "not for profit"?

☒ Yes ☐ No

Have a tax exemption from the Australian Tax Office (ATO)?
(If yes, provide a certificate of tax exemption from the ATO)

☒ Yes ☐ No

Leasing the property?
(If yes, provide a copy of the lease and confirm if the lessee is responsible for payment of the rates)

☒ Yes ☐ No

Have planning approval for the land use of the property?
(A site inspection may be required before the application is processed)

☒ Yes ☐ No


6. DOCUMENTATION REQUIREMENTS

Please provide the following documentation with this application:

- ☒ Formal request for rate exemption on the organisation's letter head that includes a written statement outlining the nature of the Organisation's operations, including the following details:
 - Use and occupancy of the property
 - Type of service provided (e.g. food, accommodation etc)
 - Frequency of service provision (e.g. full-time, daily, weekly etc)
 - Whether any payment is received for the services provided by the organisation;
- ☒ Copy of the organisation's constitution;
- ☒ Copy of the organisation's current certificate of incorporation;
- ☒ A statutory declaration from the organisation confirming the exact purpose for which the whole of the property is being used for;
- ☒ A plan of the property, showing all buildings and outbuildings **OR**
- ☐ Floor plan of the leased property area if only part of the property is the subject of this application.
- ☒ A copy of the organisations current years audited financial statements and details of its financial and funding support;
- ☐ Copies of any other relevant documentation that the organisation considers will support this application;

7. AUTHORISATION

By signing this application, I hereby certify that the information provided is true and correct to the best of my knowledge.

Name	Terri Reilly
Position Title	
Organisation	Relationships Australia WA Inc
CEO/Trustee Signature	

OFFICE USE ONLY

1. CONSIDERATIONS

Approval with the City's Town Planning Scheme? YES ☐ NO ☐
Has the property been inspected? YES ☐ NO ☐
Recommend for non-rateable status? YES ☐ NO ☐

Section 6.26 (2) of the Local Government Act 1995 classification	
Person/s or Classes of Persons Affected by this decision	

Reason for non-rateable status:

New Application ☐

Review of Exemption ☐

Amount of rates to be exempted and date to be commenced from (if applicable):

Amount: \$	Data (from): Click here to enter a date.
------------	--

Rubbish bin changes to be levied and dates to be applicable from:

Amount: \$	Data (from): Click here to enter a date.
------------	--

Note: The approval will be for a period of 3 years, unless circumstances change.

2. DECISION – DELEGATED AUTHORITY (3.40)

Approving officer sub-delegated by the CEO to approve the granting of rate exemption status in accordance with the Local Government Act 1995.

Name	
Position	
Signature	

Determination by delegated officer:

☐ DENIED for
non-rateable status

☐ APPROVED for partial
non-rateable status

☐ APPROVED for
non-rateable status

6.5 PROPOSED FINANCE COMMITTEE MEETING DATES 2021

STRATEGIC GOAL	6. LEADERSHIP Visionary, collaborative, accountable
STRATEGIC OBJECTIVE	6.1 Governance systems, process and practices are responsible, ethical and transparent.
SUBJECT INDEX	Committee Meetings
BUSINESS UNIT	Governance Services
REPORTING OFFICER	Governance Officer - Melissa Egan
AUTHORISING OFFICER	Director Finance and Corporate Services - Tony Nottle
NATURE OF DECISION	Executive: substantial direction setting, including adopting strategies, plans and policies (excluding local planning policies), tenders, setting and amending budgets, funding, donations and sponsorships, reviewing committee recommendations
VOTING REQUIREMENT	Simple Majority
ATTACHMENTS	Nil

OFFICER RECOMMENDATION

That the Finance Committee adopt the following Finance Committee meeting dates for 2021:

- 20 January 2021
- 10 February 2021
- 10 March 2021
- 14 April 2021
- 12 May 2021
- 9 June 2021
- 21 July 2021
- 11 August 2021
- 8 September 2021
- 13 October 2021
- 10 November 2021
- 24 November 2021

EXECUTIVE SUMMARY

This report is presented to the Finance Committee to enable the Committee to schedule and advertise its meeting dates for the 2021 calendar year.

BACKGROUND

The Council of the City of Busselton has established a standing committee known as the Finance Committee pursuant to section 5.8 of the *Local Government Act 1995* (the Act). The Finance Committee is established for the purpose of assisting Council to fulfil its role under section 2.7(2)(a) of the Act, namely to oversee the allocation of the local government's finances and resources.

Under its terms of reference, the Finance Committee must meet at least six times per year and report to Council once every two months as a minimum. Following a Committee resolution made in October 2015, the Finance Committee has been meeting on a monthly basis and the meeting schedule has been prepared accordingly.

In October 2019, Councillors indicated a preference that Committee meetings be held on the same day as Council Meetings or Briefings, being a Wednesday. The Finance Committee reviewed this mid-way through 2020 and agreed to continue with this schedule. On balance, this arrangement has worked well throughout 2020 and it is recommended that it be continued for future Finance Committee meetings.

OFFICER COMMENT

It is intended to hold the City's Finance Committee meetings and Policy and Legislation Committee meetings on a Wednesday alternate to the scheduled Ordinary Meetings of Council. Pursuant to regulation 34(4)(a) of the *Local Government (Financial Management) Regulations 1996*, a local government is statutorily obliged to present a monthly statement of financial activity to Council "within two months after the end of the month it relates to". To facilitate this obligation, it is proposed that the Finance Committee meets on the second Wednesday of each month.

To ensure the statement of financial activity for November 2020 is presented to Council within the statutory deadline, it is proposed that a Finance Committee meeting be held on Wednesday 20 January 2021 and then to be presented at the Council meeting on 27 January 2021.

To accommodate Council's mid-year recess, it will be necessary to hold a Finance Committee meeting on 21 July 2021 to enable the statement of financial activity for May 2021 to be presented at the Council meeting on 28 July 2021.

To ensure the statement of financial activity for October 2021 can be presented to Council within the statutory deadline, and as Council's last meeting of 2021 is scheduled to be held on 8 December, it is proposed to schedule a second Finance Committee meeting in the last week of November 2021. To avoid two committee meetings being scheduled for this day, it will be proposed that there is no Policy and Legislation Committee meeting scheduled for November and it is instead scheduled for 8 December 2021.

Under regulation 12 of the *Local Government (Administration) Regulations 1996*, if a committee meeting is open to the public or proposed to be open to the public, the local government must give public notice of the dates, times and place at which the committee meetings are to be held in the next 12 months. Once endorsed by the Finance Committee, the 2021 meeting dates will be publicly advertised.

It is proposed that the Finance Committee meetings for 2021 be held at 10.00am, in the Wonerup Committee Room, at the City of Busselton Administration Building, on the following dates:

- 20 January 2021
- 10 February 2021
- 10 March 2021
- 14 April 2021
- 12 May 2021
- 9 June 2021
- 21 July 2021
- 11 August 2021
- 8 September 2021
- 13 October 2021
- 10 November 2021
- 24 November 2021

Statutory Environment

The legislation relevant to this report is:

- *Local Government Act 1995*
- *Local Government (Administration) Regulations 1996*

Relevant Plans and Policies

There are no relevant plans or policies to consider in relation to this matter.

Financial Implications

There are no financial implications associated with the Officer Recommendation.

Stakeholder Consultation

No external stakeholder consultation was required or undertaken in relation to this matter.

Risk Assessment

An assessment of the potential implications of implementing the Officer Recommendation has been undertaken using the City's risk management framework, with risks assessed taking into account any controls already in place. No risks of a medium or greater level have been identified.

Options

As an alternative to the proposed recommendation, the Finance Committee could propose different dates or times for its meetings to be held.

CONCLUSION

Regulation 12 of the *Local Government (Administration) Regulations 1996* requires the City to give notice of the dates of its Committee meetings that are open, or proposed to be open, to the public. The proposed 2021 Finance Committee meeting dates are presented to the Committee for endorsement. Once endorsed by the Finance Committee, the 2021 meeting dates will be publicly advertised.

TIMELINE FOR IMPLEMENTATION OF OFFICER RECOMMENDATION

The schedule of the Finance Committee 2021 meetings will be advertised prior to the end of 2020.

7. GENERAL DISCUSSION ITEMS

8. NEXT MEETING DATE

9. CLOSURE