



Finance Committee Agenda

14 October 2020

ALL INFORMATION AVAILABLE IN VARIOUS FORMATS ON REQUEST

city@busselton.wa.gov.au

CITY OF BUSSELTON

MEETING NOTICE AND AGENDA – 14 OCTOBER 2020

TO: THE MAYOR AND COUNCILLORS

NOTICE is given that a meeting of the Finance Committee will be held in the Committee Room, Administration Building, Southern Drive, Busselton on Wednesday, 14 October 2020, commencing at 9.00am.

The attendance of Committee Members is respectfully requested.

DISCLAIMER

Statements or decisions made at Council meetings or briefings should not be relied on (or acted upon) by an applicant or any other person or entity until subsequent written notification has been given by or received from the City of Busselton. Without derogating from the generality of the above, approval of planning applications and building permits and acceptance of tenders and quotations will only become effective once written notice to that effect has been given to relevant parties. The City of Busselton expressly disclaims any liability for any loss arising from any person or body relying on any statement or decision made during a Council meeting or briefing.



MIKE ARCHER

CHIEF EXECUTIVE OFFICER

7 October 2020

CITY OF BUSSELTON

AGENDA FOR THE FINANCE COMMITTEE MEETING TO BE HELD ON 14 OCTOBER 2020

TABLE OF CONTENTS

ITEM NO.	SUBJECT	PAGE NO.
1.	DECLARATION OF OPENING AND ANNOUNCEMENT OF VISITORS.....	4
2.	ATTENDANCE	4
3.	PUBLIC QUESTION TIME.....	4
4.	DISCLOSURE OF INTERESTS	4
5.	CONFIRMATION OF MINUTES	4
5.1	Minutes of the Finance Committee Meeting held 9 September 2020.....	4
6.	REPORTS	5
6.1	FINANCIAL ACTIVITY STATEMENTS - YEAR TO DATE AS AT 31 AUGUST 2020.....	5
6.2	LIST OF PAYMENTS MADE - AUGUST 2020.....	39
7.	GENERAL DISCUSSION ITEMS	50
7.1	GEOGRAPHE LEISURE CENTRE BUDGET DISCUSSIONS	50
7.2	AVERAGE RESIDENTIAL RATES AND SERVICES PROVIDED	50
8.	NEXT MEETING DATE	50
9.	CLOSURE	50

1. **DECLARATION OF OPENING AND ANNOUNCEMENT OF VISITORS**

2. **ATTENDANCE**

Apologies

3. **PUBLIC QUESTION TIME**

4. **DISCLOSURE OF INTERESTS**

5. **CONFIRMATION OF MINUTES**





5.1 **Minutes of the Finance Committee Meeting held 9 September 2020**

RECOMMENDATION

That the Minutes of the Finance Committee Meeting held 9 September 2020 be confirmed as a true and correct record.

6. REPORTS

6.1 FINANCIAL ACTIVITY STATEMENTS - YEAR TO DATE AS AT 31 AUGUST 2020

STRATEGIC GOAL	6. LEADERSHIP Visionary, collaborative, accountable
STRATEGIC OBJECTIVE	6.1 Governance systems, process and practices are responsible, ethical and transparent.
SUBJECT INDEX	Financial Services
BUSINESS UNIT	Financial Services
REPORTING OFFICER	Manager Financial Services - Paul Sheridan
AUTHORISING OFFICER	Acting Director Finance and Corporate Services - Sarah Pierson
NATURE OF DECISION	Executive: substantial direction setting, including adopting strategies, plans and policies (excluding local planning policies), tenders, setting and amending budgets, funding, donations and sponsorships, reviewing committee recommendations
VOTING REQUIREMENT	Simple Majority
ATTACHMENTS	Attachment A Investment Report August 2020   Attachment B Financial Activity Statement August 2020  

OFFICER RECOMMENDATION

That the Council receives the statutory financial activity statement reports for the period ending 31 August 2020, pursuant to Regulation 34(4) of the *Local Government (Financial Management) Regulations*.

EXECUTIVE SUMMARY

Pursuant to Section 6.4 of the *Local Government Act 1995* (the Act) and Regulation 34(4) of the *Local Government (Financial Management) Regulations 1996* (the Regulations), a local government is to prepare, on a monthly basis, a statement of financial activity that reports on the City's financial performance in relation to its adopted / amended budget.

This report has been compiled to fulfil the statutory reporting requirements of the Act and associated Regulations, whilst also providing the Council with an overview of the City's financial performance on a year to date basis for the period ending 31 August 2020.

BACKGROUND

The Regulations detail the form and manner in which financial activity statements are to be presented to the Council on a monthly basis, and are to include the following:

- Annual budget estimates
- Budget estimates to the end of the month in which the statement relates
- Actual amounts of revenue and expenditure to the end of the month in which the statement relates
- Material variances between budget estimates and actual revenue/expenditure (including an explanation of any material variances)
- The net current assets at the end of the month to which the statement relates (including an explanation of the composition of the net current position)

Additionally, and pursuant to Regulation 34(5) of the Regulations, a local government is required to adopt a material variance reporting threshold in each financial year. At its meeting on 27 July 2020, the Council adopted (C2007/071) the following material variance reporting threshold for the 2020/21 financial year:

That pursuant to Regulation 34(5) of the Local Government (Financial Management) Regulations, the Council adopts a material variance reporting threshold with respect to financial activity statement reporting for the 2020/21 financial year as follows:

- *Variances equal to or greater than 10% of the year to date budget amount as detailed in the Income Statement by Nature and Type/Statement of Financial Activity report, however variances due to timing differences and/or seasonal adjustments are to be reported only if not to do so would present an incomplete picture of the financial performance for a particular period; and*
- *Reporting of variances only applies for amounts greater than \$25,000.*

OFFICER COMMENT

In order to fulfil statutory reporting requirements and to provide the Council with a synopsis of the City's overall financial performance on a year to date basis, the following financial reports are attached hereto:

Statement of Financial Activity

This report provides details of the City's operating revenues and expenditures on a year to date basis, by nature and type (i.e. description). The report has been further extrapolated to include details of non-cash adjustments and capital revenues and expenditures, to identify the City's net current position; which reconciles with that reflected in the associated Net Current Position report.

Net Current Position

This report provides details of the composition of the net current asset position on a full year basis, and reconciles with the net current position as per the Statement of Financial Activity.

Capital Acquisition Report

This report provides full year budget performance (by line item) in respect of the following capital expenditure activities:

- Land and Buildings
- Plant and Equipment
- Furniture and Equipment
- Infrastructure

Reserve Movements Report

This report provides summary details of transfers to and from reserve funds, and associated interest earnings on reserve funds, on a full year basis.

Additional reports and/or charts are also provided as required to further supplement the information comprised within the statutory financial reports.

Comments on Financial Activity to 31 August 2020

The Statement of Financial Activity (FAS), for the year to date as at 31 August 2020 shows an overall Net Current Position of \$51.6M as opposed to the budget of \$46.4M. This represents a positive variance of \$5.2M YTD.

The following table summarises the major YTD variances that appear on the face of the FAS, which, in accordance with Council's adopted material variance reporting threshold, collectively make up the above difference. Each numbered item in this lead table is explained further in the report.

Description	2020/21 Actual YTD \$	2020/21 Amended Budget YTD \$	2020/21 Amended Budget \$	2020/21 YTD Bud Variance %	2020/21 YTD Bud Variance \$	Change in Variance Current Month \$
Revenue from Ordinary Activities				(0.43%)	(265,498)	(493,214)
1. Other Revenue	75,146	34,896	424,730	115.34%	40,250	25,162
2. Interest Earnings	171,665	122,364	1,046,684	40.29%	49,301	(2,505)
Expenses from Ordinary Activities				13.62%	1,877,520	238,489
3. Materials & Contracts	(1,871,804)	(3,080,765)	(18,710,746)	39.24%	1,208,961	199,947
4. Utilities	(382,476)	(470,912)	(2,770,956)	18.78%	88,436	12,783
5. Other Expenditure	(233,922)	(510,306)	(5,236,779)	54.16%	276,384	(687)
Capital Revenue & (Expenditure)				40.62%	3,291,191	(5,657,412)
6. Land & Buildings	(615,374)	(944,086)	(17,454,059)	34.82%	328,713	(1,192,197)
Plant & Equipment	(28,570)	(232,724)	(2,510,340)	87.72%	204,154	(288,702)
Furniture & Equipment	(15,512)	(62,667)	(461,088)	75.25%	47,155	12,760
Infrastructure	(2,202,220)	(5,074,676)	(33,943,507)	56.60%	2,872,456	1,504,180
7. Proceeds from Sale of Assets	70,907	173,500	581,500	(59.13%)	(102,593)	(102,593)
8. Transfer to Restricted Assets	(108,000)	(9,168)	(62,750)	(1078.01%)	(98,832)	(23,552)
9. Transfer from Reserves	1,234,878	1,433,105	34,105,297	(13.83%)	(198,227)	(4,196,650)

Revenue from Ordinary Activities

Actual income from ordinary activities for August YTD is **(\$265K)** less than YTD budget. Although overall revenue is under YTD budget, the following YTD items are the only items that meet the material variance reporting thresholds, both of which are positive:

1. **Other Revenue** is \$40K better than budget. The variance is mainly due to the following:

Revenue Code	Revenue Code Description	Actual YTD \$	Amended Budget YTD \$	Variance YTD \$	Change in Variance Current Month \$	Comments
G0030	Busselton Transfer Station	36,272	1,018	35,254	26,144	The sale of scrap materials has been budgeted for the end of each quarter, based on historical trend, with only a small amount budgeted monthly for sale of recyclables.

2. **Interest Earnings** YTD of \$172K actual is \$49K better than YTD budget. This represents budget timing issues that have arisen due to when actual rates were issues compared to when originally budgeted earlier in the year, plus the timing of when certain investments were rolled over. It is too early to tell, but it is believed that the variance will rectify as the year progresses, with further rates installments and investment maturities.

Expenses from Ordinary Activities

Expenditure from ordinary activities is \$1.88M or 13.62% less than expected when compared to the budget YTD as at August. The following individual expense line items on the face of the financial statement have YTD variances that meet the material reporting thresholds:

3. **Materials and Contracts**

Better than budget by \$1.2M or 39.24%. The table below lists the main variance items that meet the reporting thresholds:

Cost Code	Cost Code Description	Actual YTD \$	Amended Budget YTD \$	Variance YTD \$	Change in Variance Current Month \$	Comments
<u>Finance and Corporate Services</u>		302,855	397,147	94,292	(1,924)	
10521	Human Resources & Payroll	895	25,226	24,331	21,218	COVID has had a significant impact on training availability, and delivery methods, with on-line training significantly cheaper than face to face training options which are limited at present.

<u>Community and Commercial Services</u>		142,893	393,693	250,800	99,297	
10541	Recreation Planning	-	24,332	24,332	12,166	Timing of expenditure is largely due in Q2 & Q3 due to flora/fauna assessment scheduling and awaiting the outcomes of external grant applications. Budget timing will be adjusted accordingly.
10591	Geographe Leisure Centre	46,858	69,755	22,897	(12,742)	The Geographe Leisure Centre was closed due to COVID and upon reopening was subject to phased restrictions which limited the attendance numbers and therefore expenditure associated with our programs and services throughout July and into August. To date we are still limited by Phase 5 restrictions and have limited numbers in some activities affecting a slow return to business as usual and therefore planned expenditure.
10600	Busselton Jetty Tourist Park	44,966	96,836	51,870	5,561	The majority of this variance cost is the monthly management contract fee (\$41,125) for the caravan park which has resulted due to a timing issue with presentation and payment of the invoice. Other expenses falling within Materials & Contracts are related to maintenance which will occur throughout the year.

11151	Airport Operations	18,214	115,754	97,540	73,100	<p>The budget YTD monthly allocation for Airport Ops of \$115k includes the key allocations of:</p> <ul style="list-style-type: none"> • security screening allocations of \$30k not spent • Inspections - only \$5k expended out of YTD \$10k • Contractors - \$49k for water tank removal & tree clearing not completed/expended • Smaller variances in other cost codes (3498, 3260, 3224, 3341) not expended.
<u>Planning and Development Services</u>		103,956	304,520	200,564	114,956	
10925	Preventative Services – CLAG	-	30,166	30,166	15,083	CLAG mosquito treatments have just commenced for the season and will soon be reflected in the accounts accordingly.
10931	Protective Burning & Firebreaks-Reserves	6,318	90,648	84,330	45,064	Only one fire mitigation activity has been completed in Q1 due to weather constraints. Procurement is underway for a comprehensive role out of fire mitigation activities to be completed in Q2 of 2020 and prior to the peak bush fire season.
11170	Meelup Regional Park	1,519	26,052	24,533	12,442	Reserve maintenance work and pest/weed control contracts have now commenced according to budget.

<u>Engineering and Works Services</u>		1,321,297	1,983,595	662,298	(12,486)	
12600	Street & Drain Cleaning	43,306	72,956	29,651	(6,828)	Expenditure timing - large component of this budget provides for a program of pre-winter drainage maintenance that occurs during the summer months.
12620 & 12621	Rural & Urban Tree Pruning	12,576	63,000	50,424	19,788	Expenditure timing and reduced expenditure to potentially offset May 2020 storm damage subject to DRFAWA claims.
Various	Bridges	2,513	30,202	27,689	13,608	Expenditure timing and reduced expenditure to potentially offset May 2020 storm damage subject to DRFAWA claims.
Various	Buildings	127,533	236,846	109,313	2,600	The majority of scheduled maintenance activities to Buildings occur in the second half of the financial year; hence the year to date variance to budget (which is spread evenly).
Various	Other Infrastructure Maintenance	95,779	287,792	192,013	80,717	Expenditure is attributable to timing with the budget having been evenly spread across the financial year. Material & Contractor costs associated with all these areas will gradually increase as the year progresses.

Various	Waste services	191,277	436,368	245,091	125,615	<p>The larger variances are due to delays processing significantly higher volumes of green waste (and therefor pay), due to more people being at home because of COVID impacts, plus two major storm events. There were also delays in receiving invoices from various aspects of the recycling contractor. Additionally, we've got a few outstanding invoices that we haven't paid as we are seeking a discount from the recycling Contractor, Cleanaway. Another contributing factor is that the City suspended the FOGO service due to COVID (i.e. No collection & No Processing costs).</p>
Various	Roads Maintenance	463,582	144,468	(319,114)	(316,567)	<p>Costs are largely associated with WANDRRA storm claim from the May 2020 storm events. 3 claims have been submitted to DFES, with 1 further claim required for remaining recovery costs.</p>

Various	Reserve Maintenance	94,642	329,162	234,520	77,117	Costs associated with Public Open Spaces are historically low to the year to date budget in the first few month of any new financial year. These costs will begin to increase as we move towards spring and the busy summer tourism peak period
5280	Transport - Fleet Management	271,336	377,385	106,049	(4,095)	The variance in fleet is due to both delays in supplier invoicing and the reduced maintenance activities due to lower winter utilisation. Fuel was underspent by \$59,771 YTD due to delays in receiving invoices, lower fuel cost, lower plant utilisation due to winter and less light fleet use due to COVID. Tyre purchase was underspent by \$9,000 YTD, replacement parts/tooling were underspent by \$28,488 YTD and contractor costs were underspent by \$8,790 YTD. Budget is spread evenly across the year, however spending is generally more cyclical in nature and peaks in the busier spring/summer/autumn months.

4. Utilities

Costs are \$88K under budget. At year ended 30/6 the June street lighting account was booked in June, rather than in July with an offsetting accrual reversal. Coupled with this the July and August accounts have not yet been received from Synergy due to system issues at their end (along with a number of other electricity accounts). No accrual was done for July or August to allow for this, causing what appears to be an underspend against the budget. Pending resolution of the system issues at Synergy, this should rectify itself in September accounts.

5. Other Expenditure

\$276K under the budget. The main contributing items are listed below:

Cost Code	Cost Code Description	Actual YTD \$	Amended Budget YTD \$	Variance YTD \$	Change in Variance Current Month \$	Comments
<u>Executive Services</u>		716	30,494	29,778	22,331	
10001	Office of the CEO	716	30,494	29,778	22,331	The variance is due to underpayment (compared to budget) of the CAPEROC Regional Budget. \$15,000 was scheduled for payment in August however was not paid until September. The balance of the budget (\$40,000) is payable as and when initiatives arise, however is budgeted evenly over the 12 months. A further \$10,000 has been paid in September, the balance of the budget timing will be adjusted to reflect payment later in the financial year.
<u>Finance and Corporate Services</u>		64,835	123,548	58,713	13,181	
10000	Members of Council	50,639	88,640	38,001	6,317	Councillor fees and allowances are paid one month in arrears, apart from June, where there is effectively a double up to ensure the full year figures are correct per YTD budget. The budget however is allocated to every month, causing a variance in July, which gradually resolves by June.

<u>Community and Commercial Services</u>		149,613	329,358	179,745	(46,825)	
10530	Community & Commercial Services Administration	107,859	70,716	(37,143)	(72,501)	There were no marketing activities during July and only one sponsored event (Cabin Fever) with their invoice being presented in August. However, the annual budget allocation for events and marketing areas were incorrectly allocated over the duration of the year and hence variances have resulted. The budget monthly allocations will be rectified for subsequent months following finalisation of the funding agreements and payment schedules.
10567	Cinefest Oz	-	120,000	120,000	-	Cinefest Oz is commenced on 25 th August with a different event being hosted this year due to COVID-19 restrictions, resulting in a varied payment schedule for their event funding as agreed by MERG and Council. Invoices to be presented/paid during Sept/Oct.
11151	Airport Operations	-	35,272	35,272	17,636	The budget relates to the Airline Attraction program expenditure for Jetstar RPT flights. This has been COVID affected and subsequent budget timings will be adjusted.
12631	Peel Tce Building & Surrounds	-	27,266	27,266	13,633	MRBTA visitor servicing funding – the contract between MRBTA and the City has now been signed and the first quarterly invoice presented at the end of Sept. The monthly allocations will need to be adjusted to reflect quarterly payments (cost code name will be changed as well).

6. Capital Expenditure

As at 31 August 2020, there is an underspend variance of 54.68% or \$3.5M in total capital expenditure, with YTD actual at \$2.7M against the YTD amended budget of \$6.3M. Almost all of this positive underspend variance is offset by the negative variance in Non-operating Grants, Contributions & Subsidies discussed above, plus negative variances in Transfers From Reserves related to funds held aside for these projects. The attachments to this report include detailed listings of all capital expenditure (project) items, however the main areas of YTD variance are summarised as follows:

Cost Code	Cost Code Description	Actual YTD \$	Amended Budget YTD \$	Variance YTD \$	Change in Variance Current Month \$	Comments
<u>Buildings</u>		615,374	944,086	328,713	(1,192,197)	
B9516	Busselton Library Upgrade	110,182	150,000	39,818	(110,054)	Project was underspent due to mid-June 2020 contract award which occurred later than expected. Works scheduled for completion on 8 October 2020.
B9407	Busselton Senior Citizens	232,762	361,722	128,960	(250)	Works completed in September 2020.
B9596	GLC Building Improvements	2,364	81,942	79,578	40,971	Carried over works from the prior year. Works scheduled to be completed in October 2020.
<u>Plant & Equipment</u>		28,570	232,724	204,154	(288,702)	
10810	Statutory Planning	-	35,000	35,000	35,000	Vehicle not yet ordered – awaiting confirmation of government pricing.
11156	Airport Development Operations	-	47,184	47,184	23,592	Vehicle ordered – due to be delivered late October/early November.
11402	Plant Purchases (P10)	-	40,000	40,000	40,000	Generators at DWF pond & cell – not yet replaced. Site and operations under review. Mark can elaborate if required.
11500	Operations Services Administration	-	40,000	40,000	40,000	Vehicle not yet ordered – awaiting confirmation of government pricing.

<u>Furniture & Office Equipment</u>		15,512	62,667	47,155	12,760	
10250	Information & Communication Technology Services	15,512	42,667	27,155	(7,240)	Alternative solution found for the Fully Qualified Domain Name project that resulted in a lower spend up front, the capital assigned will now include a migration to Exchange Online which was always an option within the initial project. Expect the costs to be drawn in Q4 2020.
<u>Infrastructure By Class</u>		2,202,220	5,074,676	2,872,456	1,504,180	In the first quarter of the financial year a majority of Projects are in the planning and design phase and as such minimal actual expenditure is recorded against them. Further to this Capital Projects with Civil works are commonly scheduled to be carried out later; in the drier summer construction season. The Capital works budgets have been entered based on an even spread method and approach, not on a scheduled timing of works basis.
	Roads	1,064,204	3,177,420	2,113,216	1,484,315	
	Bridges	34	286,666	286,632	143,451	
	Car Parks	201,690	293,126	91,436	6,635	
	Footpaths & Cycleways	22,109	206,970	184,861	87,463	
	Parks, Gardens & Reserves	882,673	993,636	110,963	(245,319)	
	Drainage	-	28,494	28,494	14,769	
	Regional Airport & Industrial Park Infrastructure	31,509	88,364	56,855	12,866	

7. Proceeds From Sale of Assets

YTD proceeds from sale of assets is \$103K behind budget due to delays in delivery of acquisitions. We are also still holding a couple of vehicles to ensure we have enough pool cars for staff given the extension of alternating weeks of working from home.

8. Transfer to Restricted Assets

There is a YTD variance in transfers to restricted assets of \$99K more than amended budget. Developer contributions and bonds are inherently hard to predict and budget for. An annual amount of \$50K spread evenly over 12 months was budgeted, however, over \$69K has been received YTD August. Also contributing to the variance is \$25K in caravan park deposits that is not budgeted for.

9. Transfer from Reserves

There is a YTD variance in Transfers from Reserves of \$198K less than amended budget. \$150K of this relates to the completion of the Busselton Library extension, which has actually been transferred in September. A further \$36K relates to a transfer from the Long Service Leave reserve upon retirement of a long serving employee that was budgeted for August but was actually transferred in September.

Investment Report

Pursuant to the Council's Investment Policy, a report is to be provided to the Council on a monthly basis, detailing the investment portfolio in terms of performance and counterparty percentage exposure of total portfolio. The report is also to provide details of investment income earned against budget, whilst confirming compliance of the portfolio with legislative and policy limits.

As at 31 August 2020, the value of the City's invested funds totalled \$74.79M, up from \$65.79M as at 31 July 2020. The increase is due to the deposit of \$9.0M into the 11am account (an intermediary account which offers immediate access to the funds compared to the term deposits and a higher rate of return compared to the cheque account). The \$9.0M deposit is due to additional funds being available as 2020-21 rate payments begin to be received.

During the month of August six term deposits totalling the amount of \$16.0M matured. Existing deposits were renewed for a further 172 days at 0.73% on average.

The official cash rate in June remains steady at 0.25%. This will have a strong impact on the City's interest earnings for the foreseeable future. Further drops are unlikely at this stage.

Chief Executive Officer – Corporate Credit Card

Details of transactions made on the Chief Executive Officer's corporate credit card during August 2020 are provided below to ensure there is appropriate oversight and awareness.

Date	\$ Amount	Payee	Description
24/07/2020	38.00	KINDRED NOMINEES, BOYANUP (Bull & Bush Tavern)	SW CEO'S MEETING - LUNCH
27/07/2020	199.00	Booking.com Australia Sydney (CROWN PROMENADE)	ACCOM FOR MAYOR TO ATTEND WALGA AGM AND POLITICAL FORUM
6/08/2020	90.10	OFFICE WORKS ON LINE	ITEMS FOR CITIZENSHIP CEREMONY CATERING
6/08/2020	54.00	SENTINEL BAR & GRILL	RCWA MEETING PERTH
6/08/2020	200.14	QT PERTH	RACWA MEETING -ACCOMODATION
6/08/2020	200.14	QT PERTH	RACWA MEETING -ACCOMODATION
7/08/2020	63.68	QT PERTH	RCWA MEETING PERTH
18/08/2020	80.00	ONE RUSTIC BLOOM	SYMPATHY FLOWER DELIVERY FOR STAFF
	925.06		

Statutory Environment

Section 6.4 of the Act and Regulation 34 of the Regulations detail the form and manner in which a local government is to prepare financial activity statements.

Relevant Plans and Policies

There are no relevant plans or policies to consider in relation to this matter.

Financial Implications

Any financial implications are detailed within the context of this report.

Stakeholder Consultation

No external stakeholder consultation was required or undertaken in relation to this matter.

Risk Assessment

An assessment of the potential implications of implementing the Officer Recommendation has been undertaken using the City's risk management framework, with risks assessed taking into account any controls already in place. No risks of a medium or greater level have been identified.

Options

The Statements of Financial Activity are presented in accordance with Section 6.4 of the Act and Regulation 34 of the Regulations and are to be received. Council may wish to make additional resolutions as a result of having received these reports.

CONCLUSION

Budget timings remain affected by COVID impacts and are gradually being re-aligned. As at 31 August 2020, the City's net current position stands at \$51.6M. The City's financial performance is considered satisfactory, and cash reserves remain strong.

TIMELINE FOR IMPLEMENTATION OF OFFICER RECOMMENDATION

Not applicable.



CITY OF BUSSETON - INVESTMENT PERFORMANCE REPORT For the month of August 2020



11am Bank Account As at 31 August 2020

INSTITUTION	RATE	AMOUNT
ANZ 11am At Call Deposit	0.20%	\$ 17,500,000

Term Deposits - Miscellaneous Funds As at 31 August 2020

INSTITUTION	RATING	DAYS	MATURITY	RATE	AMOUNT
Westpac	AA	123	06-Sep-20	0.95%	\$ 5,000,000
ANZ	AA	123	24-Sep-20	0.81%	\$ 3,000,000
Westpac	AA	123	24-Sep-20	0.80%	\$ 4,000,000
NAB	AA	122	08-Oct-20	0.93%	\$ 2,000,000
Westpac	AA	122	12-Oct-20	0.80%	\$ 2,000,000
ANZ	AA	153	25-Nov-20	0.82%	\$ 2,000,000
NAB	AA	270	21-Mar-21	0.92%	\$ 4,000,000
NAB	AA	271	29-Mar-21	0.90%	\$ 4,000,000
Westpac	AA	92	22-Oct-20	0.70%	\$ 1,500,000
NAB	AA	120	06-Nov-20	0.85%	\$ 2,000,000
NAB	AA	150	19-Dec-20	0.82%	\$ 2,000,000
Bendigo	BBB	122	23-Dec-20	0.60%	\$ 3,000,000
NAB	AA	150	07-Jan-21	0.75%	\$ 3,000,000
Westpac	AA	153	17-Jan-21	0.66%	\$ 1,500,000
ANZ	AA	153	24-Jan-21	0.81%	\$ 3,000,000
Westpac	AA	215	24-Feb-21	0.70%	\$ 3,000,000
Westpac	AA	212	24-Mar-21	0.70%	\$ 2,000,000
ANZ	AA	243	15-Apr-21	0.86%	\$ 3,500,000
ANZ	AA	274	25-Apr-21	0.89%	\$ 4,000,000

Total of Term Deposits \$ 54,500,000

Weighted Average Annual Rate of Return 0.82%

Airport Redevelopment Funds As at 31 August 2020

WA Treasury Corp. - Overnight Cash Deposit Facility	0.20%	\$ 1,637,660
WA Treasury Corp. - State Bonds	02-Sep-19	Matured

Total of Airport Redevelopment Funds - WATC \$ 1,637,660

Nil

Total of Airport Redevelopment Funds - Bank Term Deposits \$0

ANZ Cash Account	AA	NA	NA	0.15%	\$ 1,158,221
------------------	----	----	----	-------	--------------

Total of Airport Redevelopment Funds - Other \$ 1,158,221

Total of Airport Redevelopment Funds \$ 2,795,881

Interest Received 2015/16 \$ 609,666

Interest Received 2016/17 \$ 1,158,623

Interest Received 2017/18 \$ 631,835

Interest Received 2018/19 \$ 121,836

Interest Received 2019/20 \$ 43,093

Interest Received 2020/21 \$ 573

Interest Accrued but not yet Received \$ 278

Total Interest Airport Funds (Non-Reserve) at month's end \$ 2,565,904

Interest Transferred out and held in City Reserve Account 136 \$ 1,085,630

Interest Transferred out to Municipal Funds \$ 23,930

Interest Earnt (incl. Accrued) on Funds Held in City Reserve A/c 136 \$ 73,441

(Note: Funds held with the WATC are in accordance with the Airport Redevelopment Funding Contract and the Foreshore Development Contract and are not held within the requirements of the City's Investment Policy 218)

SUMMARY OF ALL INVESTMENTS HELD As at 1 year ago As at 30 June 2020 As at 31 August 2020

11am Bank Account	\$ 14,000,000	\$ 13,500,000	\$ 17,500,000
Term Deposits - Misc. Funds	\$ 51,500,000	\$ 54,500,000	\$ 54,500,000
Foreshore Development Funds - WATC	\$ -	\$ -	\$ -
Airport Redevelopment - WATC Deposits	\$ 4,967,473	\$ 1,637,382	\$ 1,637,660
Airport Redevelopment - Bank Term Deposit	\$ -	\$ -	\$ -
Airport Redevelopment - ANZ Cash A/c	\$ 2,785	\$ 1,158,221	\$ 1,158,221
Total of all Investments Held	\$ 70,470,258	\$ 70,795,602	\$ 74,795,881

TOTAL INTEREST RECEIVED AND ACCRUED \$ 197,447 \$ 1,123,760 \$ 73,629

INTEREST BUDGET \$ 157,135 \$ 1,480,000 \$ 49,964

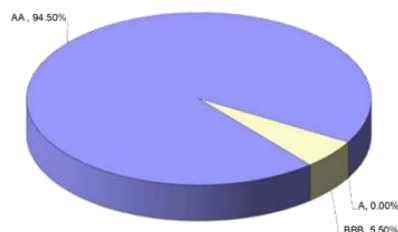
(Note: Interest figures relate to City general funds only and does not include interest allocated to specific areas such as the Airport Redevelopment)

Statement of Compliance with Council's Investment Policy 218

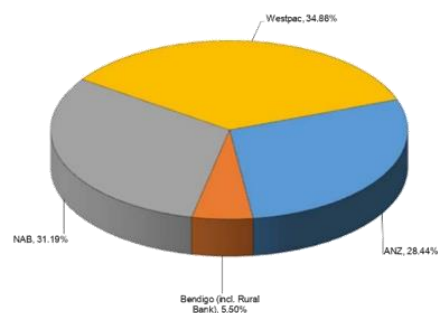
1. All funds are to be invested within legislative limits. Fully Compliant
2. All individual funds held within the portfolio are not to exceed a set percentage of the total portfolio value. Fully Compliant
3. The amount invested based upon the Fund's Rating is not to exceed the set percentages of the total portfolio. Fully Compliant
4. The amount invested based upon the Investment Horizon is not to exceed the set percentages of the total portfolio. Fully Compliant

Investment Graphs

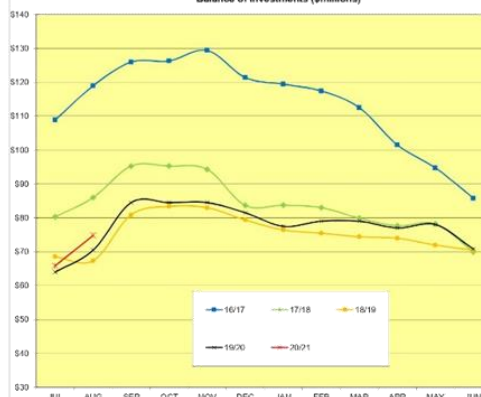
Summary of Term Deposits by S & P Rating
(Excludes WATC and 11am Cash Account Funds)



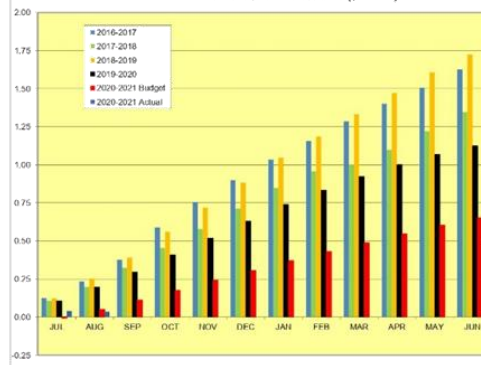
Summary of Term Deposits by Institution
(Excludes WATC and 11am Cash Account Funds)



Balance of Investments (\$millions)



Interest Earnt on Investments (\$millions)



City of Busselton

Statement of Financial Activity

Year to Date As At 31 August 2020

	2020/2021 Actual	2020/2021 Amended Budget YTD	2020/2021 Original Budget YTD	2020/2021 Amended Budget	2020/2021 Original Budget	2020/21 YTD Bud (A) Variance %
	\$	\$	\$	\$	\$	%
Revenue from Ordinary Activities						
Rates	52,061,956	52,107,494	52,107,494	52,759,360	52,759,360	-0.09%
Operating Grants, Subsidies and Contributions	1,158,206	1,101,353	921,705	4,454,801	4,454,801	5.16%
Fees & Charges	7,741,643	8,108,007	8,108,007	16,398,638	16,398,638	-4.52%
Other Revenue	75,146	34,896	34,896	424,730	424,730	115.34%
Interest Earnings	171,665	122,364	122,364	1,046,684	1,046,684	40.29%
	61,208,616	61,474,114	61,294,466	75,084,213	75,084,213	-0.43%
Expenses from Ordinary Activities						
Employee Costs	(5,058,508)	(5,583,827)	(5,583,827)	(33,604,206)	(33,604,206)	9.41%
Materials & Contracts	(1,871,804)	(3,080,765)	(3,080,765)	(18,710,746)	(18,710,746)	39.24%
Utilities (Gas, Electricity, Water etc)	(382,476)	(470,912)	(470,912)	(2,770,956)	(2,770,956)	18.78%
Depreciation on non current assets	(4,047,667)	(4,084,878)	(4,084,878)	(24,050,074)	(24,050,074)	0.91%
Insurance Expenses	(444,431)	(444,760)	(444,760)	(770,664)	(770,664)	0.07%
Other Expenditure	(233,922)	(510,306)	(510,306)	(5,236,779)	(5,236,779)	54.16%
Allocations	134,986	394,105	394,105	2,425,700	2,425,700	65.75%
	(11,903,823)	(13,781,343)	(13,781,343)	(82,717,725)	(82,717,725)	13.62%
Borrowings Cost Expense						
Interest Expenses	(25,642)	(29,238)	(29,238)	(1,301,926)	(1,301,926)	12.30%
	(25,642)	(29,238)	(29,238)	(1,301,926)	(1,301,926)	12.30%
Non-Operating Grants, Subsidies and Contributions	2,209,884	2,171,722	2,171,722	29,090,854	29,090,854	1.76%
Profit on Asset Disposals	(26,250)	1,193	1,193	19,193	19,193	-2300.37%
Loss on Asset Disposals	(1,894)	(36,674)	(36,674)	(90,673)	(90,673)	94.84%
	2,181,740	2,136,241	2,136,241	29,019,374	29,019,374	2.13%
Net Result	51,460,892	49,799,774	49,620,126	20,083,936	20,083,936	3.34%
Adjustments for Non-cash Revenue & Expenditure						
Depreciation	4,047,667	4,084,878	4,084,878	24,050,074	24,050,074	
Donated Assets	0	0	0	(6,597,200)	(6,597,200)	
(Profit)/Loss on Sale of Assets	28,144	35,481	35,481	71,480	71,480	
Allocations & Other Adjustments	207,469	0	0	0	0	
Deferred Pensioner Movements (Non-current)	10,680	0	0	0	0	
Recording of Employee Benefit Provisions (NC)	0	0	0	0	0	
Deposit & Bonds Movements (cash backed NC)	83,374	0	0	0	0	
Future Obligations Net Movements (NC)	61,124	110,870	110,870	(4,909,897)	(4,909,897)	
Capital Revenue & (Expenditure)						
Land & Buildings	(615,374)	(944,086)	(2,947,110)	(17,454,059)	(17,454,059)	34.82%
Plant & Equipment	(28,570)	(232,724)	(232,724)	(2,510,340)	(2,510,340)	87.72%
Furniture & Equipment	(15,512)	(62,667)	(95,334)	(461,088)	(461,088)	75.25%
Infrastructure	(2,202,220)	(5,074,676)	(5,074,676)	(33,943,507)	(33,943,507)	56.60%
Right of Use Assets						
Proceeds from Sale of Assets	70,907	173,500	173,500	581,500	581,500	-59.13%
Proceeds from New Loans	0	0	0	7,700,000	7,700,000	0.00%
Self Supporting Loans - Repayment of Principal	0	(1,866)	(1,866)	76,082	76,082	-100.00%
Total Loan Repayments - Principal	(92,701)	(92,701)	(92,701)	(3,202,662)	(3,202,662)	0.00%
Repayment Capital Lease	(128,852)	(130,474)	(130,474)	(521,900)	(521,900)	1.24%
Advances to Community Groups	0	0	0	(200,000)	(200,000)	0.00%
Transfer to Restricted Assets	(108,000)	(9,168)	(9,168)	(62,750)	(62,750)	-1078.01%
Transfer from Restricted Assets	20,682	0	0	2,747,074	2,747,074	0.00%
Transfer to Reserves	(2,947,014)	(3,161,209)	(3,161,209)	(20,025,834)	(20,025,834)	6.78%
Transfer from Reserves	1,234,878	1,433,105	1,433,105	34,105,297	34,105,297	-13.83%
Opening Funds Surplus/ (Deficit)	473,794	473,793	473,793	473,794	473,794	
Net Current Position - Surplus / (Deficit)	51,561,368	46,401,830	44,186,491	0	0	

City of BusseltonNet Current PositionYear to Date As At 31 August 2020

	2020/21 Actual	2020/21 Amended Budget	2020/21 Original Budget	2019/20 Actual
	\$	\$	\$	\$
<u>NET CURRENT ASSETS</u>				
<u>CURRENT ASSETS</u>				
Cash - Unrestricted	6,343,782	1,121,325	1,121,325	1,595,119
Cash - Restricted	70,705,640	52,142,397	52,142,397	68,906,185
Sundry Debtors	1,488,179	2,000,000	2,000,000	2,122,414
Rates Outstanding - General	45,458,581	1,500,000	1,500,000	1,506,931
Stock on Hand	16,543	25,802	25,802	25,802
	<u>124,012,726</u>	<u>56,789,524</u>	<u>56,789,524</u>	<u>74,156,451</u>
<u>LESS: CURRENT LIABILITIES</u>				
Bank Overdraft	0	0	0	0
Sundry Creditors	1,745,717	4,647,127	4,647,127	4,776,472
Performance Bonds	2,548,849	2,465,476	2,465,476	2,465,476
	<u>4,294,566</u>	<u>7,112,603</u>	<u>7,112,603</u>	<u>7,241,948</u>
Current Position (inclusive of Restricted Funds)	119,718,159	49,676,921	49,676,921	66,914,504
Add: Cash Backed Liabilities (Deposits & Bonds)	2,548,849	2,465,476	2,465,476	2,465,476
Less: Cash - Restricted Funds	(70,705,640)	(52,142,397)	(52,142,397)	(68,906,185)
<u>NET CURRENT ASSET POSITION</u>	<u>51,561,368</u>	<u>0</u>	<u>0</u>	<u>473,794</u>

City of BusseltonCapital Acquisition ReportProperty, Plant & Equipment, InfrastructureFor the Period Ended 31 August 2020

Description	2020/21 Actual YTD	2020/21 Amended Budget YTD	2020/21 Original Budget YTD	2020/21 Amended Budget	2020/21 Original Budget	2020/21 Budget YTD Variance
	\$	\$	\$	\$	\$	%
>> Property, Plant & Equipment						
Land						
10610 Property Services Administration	0	0	0	150,000	150,000	0.00%
	0	0	0	150,000	150,000	0.00%
Buildings						
Major Projects						
Major Project - Library Expansion						
B9516 Busselton Library Upgrade	110,182	150,000	150,000	608,000	608,000	-26.55%
	110,182	150,000	150,000	608,000	608,000	-26.55%
Major Project - Administration Building						
B9010 Civic and Administration Centre Minor Upgrades	0	1,208	1,208	7,248	7,248	-100.00%
	0	1,208	1,208	7,248	7,248	-100.00%
Buildings (Other)						
B9300 Aged Housing Capital Improvements - Winderup	0	13,200	13,200	80,000	80,000	-100.00%
B9301 Aged Housing Capital Improvements - Harris Road	16,457	10,000	10,000	60,000	60,000	64.57%
B9302 Aged Housing Capital Improvements - Winderup Court (City)	0	0	0	52,000	52,000	0.00%
B9407 Busselton Senior Citizens	232,762	361,722	258,421	738,128	738,128	-35.65%
B9511 ArtGeo Building	158	0	0	0	0	0.00%
B9534 Community Resource Centre	5,750	0	0	50,000	50,000	0.00%
B9556 NCC Upgrade	0	0	0	130,000	130,000	0.00%
B9558 Churchill Park - Change Room Refurbishment	0	0	0	21,000	21,000	0.00%
B9591 Performing Arts Convention Centre	253,412	268,208	2,374,533	14,246,200	14,246,200	-5.52%
B9596 GLC Building Improvements	2,364	81,942	81,942	491,657	491,657	-97.12%
B9605 Energy Efficiency Initiatives (Various Buildings)	0	0	0	103,000	103,000	0.00%
B9606 King Street Toilets	7,359	7,672	7,672	46,026	46,026	-4.08%
B9607 General Buildings Asset Renewal Allocation (Various Building)	122	25,000	25,000	150,000	150,000	-99.51%
B9608 Demolition Allocation (Various Buildings)	0	0	0	25,000	25,000	0.00%
B9610 Old Butter Factory	(13,191)	0	0	0	0	0.00%
B9611 Smiths Beach New Public Toilet	0	0	0	200,000	200,000	0.00%
B9612 Churchill Park Renew Sports Lights	0	0	0	140,000	140,000	0.00%
B9613 GLC CCTV Installation	0	18,000	18,000	18,000	18,000	-100.00%
B9711 Busselton Airport - Building	0	0	0	15,000	15,000	0.00%
B9717 Airport Construction, Existing Terminal Upgrade	0	7,134	7,134	42,800	42,800	-100.00%
B9809 Busselton Jetty Tourist Park Compliance Works	0	0	0	80,000	80,000	0.00%
	505,192	792,878	2,795,902	16,688,811	16,688,811	-36.28%
Total Buildings	615,374	944,086	2,947,110	17,304,059	17,304,059	-34.82%
Plant & Equipment						
10100 Finance & Corporate Services Support	0	0	0	50,000	50,000	0.00%
10372 Dunsborough Cemetery	0	0	0	20,000	20,000	0.00%
10810 Statutory Planning	0	35,000	35,000	35,000	35,000	-100.00%
10920 Environmental Health Services Administration	0	0	0	35,000	35,000	0.00%
10950 Animal Control	0	0	0	50,000	50,000	0.00%
10980 Other Law, Order & Public Safety	0	0	0	50,000	50,000	0.00%
11151 Airport Operations	0	0	0	40,000	40,000	0.00%
11156 Airport Development Operations	0	47,184	47,184	283,100	283,100	-100.00%
11160 Busselton Jetty	0	15,000	15,000	15,000	15,000	-100.00%
11401 Transport - Workshop	10,410	20,000	20,000	30,000	30,000	-47.95%

City of BusseltonCapital Acquisition ReportProperty, Plant & Equipment, InfrastructureFor the Period Ended 31 August 2020

Description	2020/21 Actual YTD	2020/21 Amended Budget YTD	2020/21 Original Budget YTD	2020/21 Amended Budget	2020/21 Original Budget	2020/21 Budget YTD Variance
11402 Plant Purchases (P10)	0	40,000	40,000	1,420,000	1,420,000	-100.00%
11403 Plant Purchases (P11)	0	5,000	5,000	205,000	205,000	-100.00%
11404 Plant Purchases (P12)	0	10,000	10,000	114,000	114,000	-100.00%
11406 Plant Purchases (P14)	18,160	3,874	3,874	23,240	23,240	368.77%
11407 P&E - P&G Smart Technologies	0	16,666	16,666	100,000	100,000	-100.00%
11500 Operations Services Administration	0	40,000	40,000	40,000	40,000	-100.00%
	28,570	232,724	232,724	2,510,340	2,510,340	-87.72%
Furniture & Office Equipment						
10250 Information & Communication Technology Services	15,512	42,667	75,334	407,088	407,088	-63.64%
10590 Naturaliste Community Centre	0	0	0	12,000	12,000	0.00%
10591 Geographe Leisure Centre	0	20,000	20,000	20,000	20,000	-100.00%
10625 Art Geo Administration	0	0	0	10,000	10,000	0.00%
10900 Cultural Planning	0	0	0	12,000	12,000	0.00%
	15,512	62,667	95,334	461,088	461,088	-75.25%
Sub-Total Property, Plant & Equipment	659,456	1,239,477	3,275,168	20,425,487	20,425,487	-46.80%
>> Infrastructure						
Roads						
S0005 Ludlow Hithergreen Road - Second Coat Seal	0	112,502	112,502	675,000	675,000	-100.00%
S0048 Bussell Highway	0	124,996	124,996	750,000	750,000	-100.00%
S0051 Causeway Road / Rosemary Drive Roundabout	503	0	0	0	0	0.00%
S0070 Peel & Queen Street Roundabout Service Relocation	37,079	75,000	75,000	450,000	450,000	-50.56%
S0072 Kaloorup Road - Reconstruct and Seal Shoulders	0	68,334	68,334	410,000	410,000	-100.00%
S0073 Gale Road Rural Reconstruction	4,150	239,500	239,500	1,437,000	1,437,000	-98.27%
S0074 Causeway Road Duplication	214,298	797,734	797,734	2,286,000	2,286,000	-73.14%
S0075 Local Road and Community Infrastructure Program	22,171	160,312	160,312	961,870	961,870	-86.17%
S0321 Yoongarillup Road - Second Coat Seal	0	23,168	23,168	139,000	139,000	-100.00%
S0323 Piggot Road - Second Coat Seal	0	2,166	2,166	13,000	13,000	-100.00%
S0328 Wonnerup South Road Second Coat Seal	0	12,000	12,000	72,000	72,000	-100.00%
S0329 Georgette Street Reconstruction	0	23,338	23,338	140,000	140,000	-100.00%
S0330 Hakea Way Asphalt Overlay	0	14,150	14,150	85,000	85,000	-100.00%
T0019 Wonnerup South Road - Reconstruct and Widening (narrow seal)	46,544	0	0	0	0	0.00%
T0020 Capel Tutunup Road	1,244	252,502	252,502	1,515,000	1,515,000	-99.51%
T0086 Yoongarillup Road - Reconstruct & Widen (Western Section)	72,965	70,984	70,984	425,917	425,917	2.79%
V0002 Eastern Link - Busselton Traffic Study	395,575	541,750	541,750	541,750	541,750	-26.98%
V0004 Eastern Link Shared Path & Environmental Offsets	66	0	0	0	0	0.00%
V0006 Eastern Link - Causeway Road Service Relocations	148,317	100,000	100,000	200,000	200,000	48.32%
W0015 Gale Road - Reconstruction (50% Council)	271	5,000	5,000	30,000	30,000	-94.57%
W0032 Chamber Road	0	4,008	4,008	24,000	24,000	-100.00%
W0044 Brash Road Yallingup	0	9,168	9,168	55,000	55,000	-100.00%
W0067 Ford Road Reconstruct and Asphalt Overlay	102	0	0	75,600	75,600	0.00%
W0108 Yelverton Road	0	19,342	19,342	116,000	116,000	-100.00%
W0121 Geographe Bay Road Quindalup	2,584	121,670	121,670	730,000	730,000	-97.88%
W0176 Signage (Alternate CBD Entry)	17,670	0	0	16,000	16,000	0.00%
W0201 McDonald Rd Gravel Resheet Slk 1.40 - 2.49	0	9,668	9,668	58,000	58,000	-100.00%
W0231 Carey Street - Asphalt Overlay & Kerb	99,668	31,530	31,530	189,179	189,179	216.11%
W0232 Stanley Street - Asphalt Overlay, Kerbing & Parking	0	24,510	24,510	147,000	147,000	-100.00%
W0240 Metricup Yelverton Road - Gravel Resheet	0	8,326	8,326	50,000	50,000	-100.00%
W0243 Alfred Road - Gravel Resheet	0	8,326	8,326	50,000	50,000	-100.00%
W0244 Koorabin Drive - Reconstruction & Intersection	0	24,000	24,000	144,000	144,000	-100.00%
W0246 Barnard Park East Foreshore Stage 2 Capital Works	0	100,000	100,000	203,000	203,000	-100.00%
W0247 Harvest Road Asphalt Overlay Kerb & Footpath	0	53,334	53,334	320,000	320,000	-100.00%
W0248 Boyle Street Asphalt Overlay	0	20,000	20,000	120,000	120,000	-100.00%
W0249 Chloe Court Asphalt Overlay	120	20,000	20,000	120,000	120,000	-99.40%
W0253 Egret Close Asphalt Overlay	0	10,834	10,834	65,000	65,000	-100.00%
W0254 Bird Crescent Asphalt Overlay	98	2,332	2,332	14,000	14,000	-95.80%
W0255 Donnelly Court Reseal	441	4,994	4,994	30,000	30,000	-91.17%
W0258 Jingarie Place Reconstruction	249	11,666	11,666	70,000	70,000	-97.87%

City of BusseltonCapital Acquisition ReportProperty, Plant & Equipment, InfrastructureFor the Period Ended 31 August 2020

Description	2020/21 Actual YTD	2020/21 Amended Budget YTD	2020/21 Original Budget YTD	2020/21 Amended Budget	2020/21 Original Budget	2020/21 Budget YTD Variance
W0259 Clinker Drive Roundabout Reconstruction	90	2,510	2,510	15,000	15,000	-96.40%
W0260 Sanson Road Resheet	0	2,008	2,008	12,000	12,000	-100.00%
W0261 Treemartin Road Resheet	0	4,668	4,668	28,000	28,000	-100.00%
W0262 Yallingup Siding Road Resheet	0	8,832	8,832	53,000	53,000	-100.00%
W0263 Marybrook Road Resheet	0	4,008	4,008	24,000	24,000	-100.00%
W0264 Caves Road - Median Crossing	0	4,084	4,084	24,500	24,500	-100.00%
W0265 Seascope Rise - Road Safety Upgrade	0	39,166	39,166	235,000	235,000	-100.00%
W0266 Layman Road Pull Over Bay	0	5,000	5,000	30,000	30,000	-100.00%
	1,064,204	3,177,420	3,177,420	13,149,816	13,149,816	-66.51%
Bridges						
A0014 Bussell Highway - 0241	0	124,000	124,000	744,000	744,000	-100.00%
A0022 Yallingup Beach Road Bridge - 3347	0	116,666	116,666	700,000	700,000	-100.00%
A0023 Kaloorup Road Bridge - 3381	0	23,000	23,000	138,000	138,000	-100.00%
A0024 Boallia Road Bridge - 4854	0	23,000	23,000	138,000	138,000	-100.00%
A0025 Tuart Drive Bridge 0238	34	0	0	567,000	567,000	0.00%
	34	286,666	286,666	2,287,000	2,287,000	-99.99%
Car Parks						
C0043 Administration Building Carpark	0	0	0	100,000	100,000	0.00%
C0044 Meelup Coastal Nodes - Carpark upgrade	41,411	3,432	3,432	20,595	20,595	1106.60%
C0050 Forth Street Groyne Carpark - Formalise and Seal	0	9,100	9,100	54,600	54,600	-100.00%
C0051 Vasse Oval Gravel Car Parking - Dawson (Eastern Side)	0	33,334	33,334	200,000	200,000	-100.00%
C0052 Vasse Kaloorup Oval Carpark Development	39,171	9,046	9,046	54,270	54,270	333.02%
C0053 Car Parking - Rear of Hotel Site 1	121,108	87,080	87,080	522,480	522,480	39.08%
C0054 Barnard East Car Parking	0	13,122	13,122	78,730	78,730	-100.00%
C0055 Barnard Park East Foreshore Car Parking	0	40,000	40,000	310,000	310,000	-100.00%
C0057 Baudin Memorial Carpark	0	14,006	14,006	84,000	84,000	-100.00%
C0058 Eagle Bay Carpark	0	14,006	14,006	84,000	84,000	-100.00%
C0059 Dunsborough Yacht Club Carpark	0	0	0	160,000	160,000	0.00%
C0060 King Street Carpark Reconstruction	0	70,000	70,000	140,000	140,000	-100.00%
	201,690	293,126	293,126	1,808,675	1,808,675	-31.19%
Footpath and Cycleways						
F0002 Bussell Highway - Novacare link to Broadwater Shops	16,153	0	0	15,000	15,000	0.00%
F0066 Bussell Highway Footpath Sections	0	0	0	143,000	143,000	0.00%
F0067 Beach Road Dunsborough Footpath	0	34,334	34,334	206,000	206,000	-100.00%
F0084 Thompson Way - New Path	1,079	1,308	1,308	7,848	7,848	-17.50%
F0089 Barnard East Footpaths	878	15,206	15,206	91,240	91,240	-94.23%
F0090 DAIP - Disability Access	0	4,110	4,110	24,657	24,657	-100.00%
F0092 Acorn Place	0	6,668	6,668	40,000	40,000	-100.00%
F0093 Webb Street	0	7,590	7,590	45,500	45,500	-100.00%
F0094 Georgette Street	0	5,252	5,252	31,500	31,500	-100.00%
F0095 Fern Road	0	7,502	7,502	45,000	45,000	-100.00%
F0096 Stanley Place	120	1,668	1,668	10,000	10,000	-92.81%
F0098 Dunsborough Centennial Park Project	0	16,666	16,666	100,000	100,000	-100.00%
F0100 Micro Brewery - Footpath and Landscaping	3,596	0	0	170,000	170,000	0.00%
F0101 Yalyalup Pump Track & Temporary Toilet	0	0	0	150,000	150,000	0.00%
F1005 End of Trip Facilities for Cyclists	284	0	0	20,000	20,000	0.00%
F1022 Buayanyup Drain Shared Path	0	106,666	106,666	640,000	640,000	-100.00%
	22,109	206,970	206,970	1,739,745	1,739,745	-89.32%
Parks, Gardens and Reserves						
C1012 Townscape Street Furniture Replacement - Busselton	0	1,666	1,666	10,000	10,000	-100.00%
C1026 Townscape Works Dunsborough	253	25,000	25,000	150,000	150,000	-98.99%
C1511 RBFS Various Grant Applications	0	0	0	50,000	50,000	0.00%
C1604 Pioneer Cemetery Infrastructure Upgrades	0	0	0	41,125	41,125	0.00%
C1605 Busselton Cemetery Infrastructure Upgrades	2,174	16,666	16,666	80,000	80,000	-86.95%
C1609 Pioneer Cemetery - Implement Conservation Plan	0	3,334	3,334	20,000	20,000	-100.00%
C1753 Eagle Bay Viewing Platform	0	0	0	95,458	95,458	0.00%
C1760 King Street Reserve - Park Upgrade (Coastal Node)	31,151	7,930	7,930	47,582	47,582	292.83%
C2006 Depot Washdown Facility Upgrades	0	13,750	13,750	82,500	82,500	-100.00%
C2504 Groyne Construction	0	8,584	8,584	51,500	51,500	-100.00%
C2512 Sand Re-Nourishment	7,707	20,750	20,750	124,500	124,500	-62.86%

City of BusseltonCapital Acquisition ReportProperty, Plant & Equipment, InfrastructureFor the Period Ended 31 August 2020

Description	2020/21 Actual YTD	2020/21 Amended Budget YTD	2020/21 Original Budget YTD	2020/21 Amended Budget	2020/21 Original Budget	2020/21 Budget YTD Variance
C2520 Coastal Protection Works	2,083	7,500	7,500	45,000	45,000	-72.23%
C2526 Baudin/ Wonnerup Groynes	0	0	0	25,000	25,000	0.00%
C2527 Storm Damage Renewal of Infrastructure	0	6,182	6,182	37,090	37,090	-100.00%
C2528 Craig Street Groynes and Sea Wall	0	0	0	660,000	660,000	0.00%
C3006 Playgrounds General - Replacement of playground equipment	0	4,166	4,166	25,000	25,000	-100.00%
C3007 Park Furniture Replacement - Replace aged & unsafe Equip	0	4,168	4,168	25,000	25,000	-100.00%
C3048 BBQ Placement and Replacement	0	0	0	15,000	15,000	0.00%
C3094 Busselton Foreshore - Stage 3	0	906	906	55,436	55,436	-100.00%
C3103 Youth Skate Park	0	2,500	2,500	15,000	15,000	-100.00%
C3112 Busselton Foreshore - Exercise Equipment	0	54,650	54,650	217,650	217,650	-100.00%
C3113 Busselton Tennis Club - Infrastructure	32,063	7,956	7,956	47,739	47,739	303.01%
C3116 Dawson Park (Mcintyre St Pos)	0	0	0	110,000	110,000	0.00%
C3122 Rails to Trails - Continuation of Implementation Plan	26,609	16,666	16,666	100,000	100,000	59.66%
C3136 Vasse Oval Kaloorup - Grassing of Existing Oval	92	5,000	5,000	30,000	30,000	-98.15%
C3145 Churchill Park	22,844	36,666	36,666	220,000	220,000	-37.70%
C3166 Vasse River Foreshore - Bridge to Bridge	0	4,666	4,666	28,000	28,000	-100.00%
C3186 Lou Weston Oval - Courts	472,681	84,608	84,608	507,650	507,650	458.67%
C3187 Port Geographe Reticulation Upgrades	0	0	0	47,297	47,297	0.00%
C3189 Possum Park Barnard East Upgrade	0	0	0	30,000	30,000	0.00%
C3194 Meelup Regional Park - Capital Projects	24,197	14,252	14,252	85,509	85,509	69.78%
C3198 Vasse SAR Area General Improvements to the Area	2,618	8,334	8,334	50,000	50,000	-68.58%
C3200 Provence SAR Area General Improvements to the Area	0	8,334	8,334	125,000	125,000	-100.00%
C3202 Port Geographe Street Light Replacement	1,800	13,834	13,834	82,994	82,994	-86.99%
C3203 Port Geographe General Improvements/ Foreshore	0	5,834	5,834	35,000	35,000	-100.00%
C3206 Landscaping - Old Busselton Tennis Club Site	97,153	61,586	61,586	369,520	369,520	57.75%
C3207 Barnard East Underground Power	0	27,550	27,550	165,297	165,297	-100.00%
C3208 Barnard East Landscaping	982	40,000	40,000	240,000	240,000	-97.55%
C3210 McBride Park - POS Upgrade	0	0	0	32,538	32,538	0.00%
C3211 Tulloh St (Geographe Bay Road) - POS Upgrade	0	0	0	90,332	90,332	0.00%
C3212 Siesta Park - Beach Access - POS Upgrade	0	0	0	13,379	13,379	0.00%
C3213 Cabarita Road - POS Upgrade	0	0	0	100,000	100,000	0.00%
C3214 Kingsford Road - POS Upgrade	0	0	0	154,375	154,375	0.00%
C3215 Monash Way - POS Upgrade	0	0	0	167,174	167,174	0.00%
C3216 Wagon Road - POS Upgrade	0	0	0	167,174	167,174	0.00%
C3217 Limestone Quarry - POS Upgrade	0	0	0	167,174	167,174	0.00%
C3218 Dolphin Road - POS Upgrade	0	0	0	91,000	91,000	0.00%
C3219 Kingfishy/ Costello - POS Upgrade	0	0	0	91,000	91,000	0.00%
C3220 Quindalup Old Tennis Courts Site - POS Upgrade	0	0	0	53,283	53,283	0.00%
C3222 King St Reserve Park - POS Upgrade	98,985	24,558	24,558	147,348	147,348	303.07%
C3223 Dunsborough Non-Potable Water Network	0	0	0	2,000,000	2,000,000	0.00%
C3224 Dunsborough Nature Based Playground	0	0	0	40,000	40,000	0.00%
C3225 Dunsborough Lakes Sporting Precinct (Stage 1)	0	0	0	2,288,000	2,288,000	0.00%
C3226 Mitchell Park Upgrade	524	0	0	820,000	820,000	0.00%
C3227 Barnard Park East Foreshore Landscaping	0	60,000	60,000	280,000	280,000	-100.00%
C3228 General Works - Replacement of Capital Items	0	15,000	15,000	30,000	30,000	-100.00%
C3232 Irrigation Renewal	0	6,666	6,666	40,000	40,000	-100.00%
C3235 Eastern Link Landscaping	45,111	33,334	33,334	200,000	200,000	35.33%
C3236 Dunsborough Foreshore Lighting	586	8,334	8,334	50,000	50,000	-92.96%
C3237 King Street Landscaping Stage 2	4,072	10,666	10,666	64,000	64,000	-61.82%
C3238 Vasse River - General Upgrade	0	20,000	20,000	100,000	100,000	-100.00%
C3451 Aged Housing Infrastructure (Upgrade)	3,773	2,040	2,040	12,250	12,250	84.93%
C3479 Vidler Road Waste Site Capital Improvements	223	0	0	50,000	50,000	0.00%
C3481 Transfer Station Development	2,507	25,000	25,000	150,000	150,000	-89.97%
C3485 Site Rehabilitation - Busselton	658	166,666	166,666	1,000,000	1,000,000	-99.61%
C3489 Liquid Waste Pond Renewal Works	0	8,334	8,334	50,000	50,000	-100.00%
C3497 Busselton Jetty - Capital Expenditure	1,825	100,000	100,000	870,000	870,000	-98.18%
Drainage	882,673	993,636	993,636	13,465,874	13,465,874	-11.17%
D0009 Busselton LIA - Geocatch Drain Partnership WSUD Improvements	0	5,000	5,000	30,000	30,000	-100.00%
D0020 Glenmeier Ramble Drainage Upgrade	0	8,450	8,450	50,700	50,700	-100.00%
D0021 Chugg Road Drainage Upgrade	0	15,044	15,044	15,044	15,044	-100.00%
	0	28,494	28,494	95,744	95,744	-100.00%

City of BusseltonCapital Acquisition ReportProperty, Plant & Equipment, InfrastructureFor the Period Ended 31 August 2020

Description	2020/21 Actual YTD	2020/21 Amended Budget YTD	2020/21 Original Budget YTD	2020/21 Amended Budget	2020/21 Original Budget	2020/21 Budget YTD Variance
Airport Industrial Parks						
C6025 Installation of Bird Netting	0	12,950	12,950	77,703	77,703	-100.00%
C6026 Airport Car Park Reseal	4,261	12,786	12,786	76,700	76,700	-66.67%
C6027 Airport Road Upgrade	182	0	0	0	0	0.00%
C6087 Airport Construction Stage 2, Landside Civils & Services Inf	0	16,666	16,666	100,000	100,000	-100.00%
C6091 Airport Construction Stage 2, Noise Management Plan	0	0	0	866,500	866,500	0.00%
C6092 Airport Construction Stage 2, Airfield	14,344	3,320	3,320	19,900	19,900	332.05%
C6099 Airport Development - Project Expenses	12,723	42,642	42,642	255,850	255,850	-70.16%
	31,509	88,364	88,364	1,396,653	1,396,653	-64.34%
Sub-Total Infrastructure	2,202,220	5,074,676	5,074,676	33,943,507	33,943,507	-56.60%
Grand Total - Capital Acquisitions	2,861,676	6,314,153	8,349,844	54,368,994	54,368,994	
Infrastructure by class						
Roads	1,064,204	3,177,420	3,177,420	16,149,816	16,149,816	-66.51%
Bridges	34	286,666	286,666	2,287,000	2,287,000	-99.99%
Car Parks	201,690	293,126	293,126	1,808,675	1,808,675	-31.19%
Footpaths & Cycleways	22,109	206,970	206,970	2,239,745	2,239,745	-89.32%
Parks, Gardens & Reserves	882,673	993,636	993,636	14,965,874	14,965,874	-11.17%
Drainage	0	28,494	28,494	1,595,745	1,595,745	-100.00%
Regional Airport & Industrial Park Infrastructure	31,509	88,364	88,364	1,396,653	1,396,653	-64.34%
Less : Donated Assets				0	0	0.00%
Total Infrastructure Actual by class	2,202,220	5,074,676	5,074,676	40,443,508	40,443,508	-56.60%

City of BusseltonReserves Movement ReportFor The Period Ending 31 August 2020

	2020/2021 Actual	2020/2021 Amended Budget YTD	2020/2021 Original Budget YTD	2020/2021 Amended Budget	2020/2021 Original Budget	2019/2020 Actual
	\$	\$	\$	\$	\$	\$
100 Airport Infrastructure Renewal and Replacement Reserve						
Accumulated Reserves at Start of Year	1,712,272.40	1,712,272.40	1,712,272.40	1,712,272.40	1,712,272.40	1,821,552.89
Interest transfer to Reserves	2,530.22	3,110.00	3,110.00	18,660.00	18,660.00	28,582.65
Transfer from Muni	0.00	1,576.71	1,576.71	1,576.71	1,576.71	0.00
Transfer to Muni	0.00	0.00	0.00	(288,364.00)	(288,364.00)	(137,863.14)
	<u>1,714,802.62</u>	<u>1,716,959.11</u>	<u>1,716,959.11</u>	<u>1,444,145.11</u>	<u>1,444,145.11</u>	<u>1,712,272.40</u>
136 Airport Marketing and Incentive Reserve						
Accumulated Reserves at Start of Year	4,073,790.64	4,073,790.64	4,073,790.64	4,073,790.64	4,073,790.64	3,396,150.77
Interest transfer to Reserves	6,740.36	7,400.00	7,400.00	44,401.00	44,401.00	58,291.83
Transfer from Muni	34,746.00	34,746.00	34,746.00	328,471.00	328,471.00	619,348.04
Transfer to Muni	0.00	0.00	0.00	(1,180,572.00)	(1,180,572.00)	0.00
	<u>4,115,277.00</u>	<u>4,115,936.64</u>	<u>4,115,936.64</u>	<u>3,266,090.64</u>	<u>3,266,090.64</u>	<u>4,073,790.64</u>
143 Airport Noise Mitigation Reserve						
Accumulated Reserves at Start of Year	904,896.43	904,896.43	904,896.43	904,896.43	904,896.43	890,709.89
Interest transfer to Reserves	1,401.71	1,644.00	1,644.00	9,864.00	9,864.00	14,186.54
Transfer to Muni	0.00	0.00	0.00	(866,500.00)	(866,500.00)	0.00
	<u>906,298.14</u>	<u>906,540.43</u>	<u>906,540.43</u>	<u>48,260.43</u>	<u>48,260.43</u>	<u>904,896.43</u>
147 Airport Development Reserve						
Accumulated Reserves at Start of Year	1,576.71	1,576.71	1,576.71	1,576.71	1,576.71	0.00
Interest transfer to Reserves	(198.30)	0.00	0.00	0.00	0.00	1,576.63
Transfer from Muni	0.00	0.00	0.00	0.00	0.00	165,882.00
Transfer to Muni	0.00	(1,576.71)	(1,576.71)	(1,576.71)	(1,576.71)	(165,881.92)
	<u>1,378.41</u>	<u>0.00</u>	<u>0.00</u>	<u>0.00</u>	<u>0.00</u>	<u>1,576.71</u>
148 Airport Existing Terminal Building Reserve						
Accumulated Reserves at Start of Year	122,795.41	122,795.41	122,795.41	122,795.41	122,795.41	39,882.21
Interest transfer to Reserves	309.73	224.00	224.00	1,344.00	1,344.00	635.20
Transfer from Muni	13,714.00	13,714.00	13,714.00	82,278.00	82,278.00	82,278.00
	<u>136,819.14</u>	<u>136,733.41</u>	<u>136,733.41</u>	<u>206,417.41</u>	<u>206,417.41</u>	<u>122,795.41</u>
106 Building Asset Renewal Reserve - General Buildings						
Accumulated Reserves at Start of Year	1,483,242.45	1,483,242.45	1,483,242.45	1,483,242.45	1,483,242.45	1,725,055.66
Interest transfer to Reserves	1,338.11	2,694.00	2,694.00	16,164.00	16,164.00	32,703.18
Transfer from Muni	121,192.00	121,192.00	121,192.00	1,037,148.00	1,037,148.00	727,148.00
Transfer to Muni	0.00	0.00	0.00	(1,071,026.00)	(1,071,026.00)	(1,001,664.39)
	<u>1,605,772.56</u>	<u>1,607,128.45</u>	<u>1,607,128.45</u>	<u>1,465,528.45</u>	<u>1,465,528.45</u>	<u>1,483,242.45</u>
404 Barnard Park Sports Pavilion Building Reserve						
Accumulated Reserves at Start of Year	41,352.43	41,352.43	41,352.43	41,352.43	41,352.43	10,666.20
Interest transfer to Reserves	71.38	76.00	76.00	456.00	456.00	460.23
Transfer from Muni	5,038.00	5,038.00	5,038.00	30,226.00	30,226.00	30,226.00
	<u>46,461.81</u>	<u>46,466.43</u>	<u>46,466.43</u>	<u>72,034.43</u>	<u>72,034.43</u>	<u>41,352.43</u>

City of BusseltonReserves Movement Report

For The Period Ending 31 August 2020

	2020/2021 Actual	2020/2021 Amended Budget YTD	2020/2021 Original Budget YTD	2020/2021 Amended Budget	2020/2021 Original Budget	2019/2020 Actual
	\$	\$	\$	\$	\$	\$
405 Railway House Building Reserve						
Accumulated Reserves at Start of Year	36,854.54	36,854.54	36,854.54	36,854.54	36,854.54	16,761.18
Interest transfer to Reserves	61.85	66.00	66.00	396.00	396.00	458.36
Transfer from Muni	3,272.00	3,272.00	3,272.00	19,635.00	19,635.00	19,635.00
	<u>40,188.39</u>	<u>40,192.54</u>	<u>40,192.54</u>	<u>56,885.54</u>	<u>56,885.54</u>	<u>36,854.54</u>
406 Youth and Community Activities Building Reserve						
Accumulated Reserves at Start of Year	80,356.10	80,356.10	80,356.10	80,356.10	80,356.10	45,712.30
Interest transfer to Reserves	121.29	146.00	146.00	876.00	876.00	1,148.35
Transfer from Muni	7,140.00	7,140.00	7,140.00	42,840.00	42,840.00	42,840.00
Transfer to Muni	0.00	0.00	0.00	0.00	0.00	(9,344.55)
	<u>87,617.39</u>	<u>87,642.10</u>	<u>87,642.10</u>	<u>124,072.10</u>	<u>124,072.10</u>	<u>80,356.10</u>
407 Busselton Library Building Reserve						
Accumulated Reserves at Start of Year	111,021.85	111,021.85	111,021.85	111,021.85	111,021.85	85,071.29
Interest transfer to Reserves	180.81	202.00	202.00	1,212.00	1,212.00	1,716.82
Transfer from Muni	7,616.00	7,616.00	7,616.00	45,696.00	45,696.00	45,696.00
Transfer to Muni	0.00	(100,000.00)	(100,000.00)	(105,000.00)	(105,000.00)	(21,462.26)
	<u>118,818.66</u>	<u>18,839.85</u>	<u>18,839.85</u>	<u>52,929.85</u>	<u>52,929.85</u>	<u>111,021.85</u>
131 Busselton Community Resource Centre Reserve						
Accumulated Reserves at Start of Year	272,693.17	272,693.17	272,693.17	272,693.17	272,693.17	190,875.82
Interest transfer to Reserves	441.63	496.00	496.00	2,976.00	2,976.00	3,791.98
Transfer from Muni	14,400.00	14,400.00	14,400.00	86,394.00	86,394.00	81,752.64
Transfer to Muni	0.00	0.00	0.00	(50,000.00)	(50,000.00)	(3,727.27)
	<u>287,534.80</u>	<u>287,589.17</u>	<u>287,589.17</u>	<u>312,063.17</u>	<u>312,063.17</u>	<u>272,693.17</u>
408 Busselton Jetty Tourist Park Reserve						
Accumulated Reserves at Start of Year	222,752.80	222,752.80	222,752.80	222,752.80	222,752.80	159,725.80
Interest transfer to Reserves	247.48	404.00	404.00	2,424.00	2,424.00	4,342.04
Transfer from Muni	42,138.00	42,138.00	42,138.00	252,833.00	252,833.00	168,021.20
Transfer to Muni	0.00	0.00	0.00	(243,600.00)	(243,600.00)	(109,336.24)
	<u>265,138.28</u>	<u>265,294.80</u>	<u>265,294.80</u>	<u>234,409.80</u>	<u>234,409.80</u>	<u>222,752.80</u>
409 Geopraphe Leisure Centre Building (GLC) Reserve						
Accumulated Reserves at Start of Year	615,084.29	615,084.29	615,084.29	615,084.29	615,084.29	381,186.42
Interest transfer to Reserves	1,155.08	1,118.00	1,118.00	6,708.00	6,708.00	7,619.95
Transfer from Muni	43,420.00	43,420.00	43,420.00	260,521.00	260,521.00	570,521.00
Transfer to Muni	0.00	0.00	0.00	(819,657.00)	(819,657.00)	(344,243.08)
	<u>659,659.37</u>	<u>659,622.29</u>	<u>659,622.29</u>	<u>62,656.29</u>	<u>62,656.29</u>	<u>615,084.29</u>
331 Joint Venture Aged Housing Reserve (Harris/ Winderlup)						
Accumulated Reserves at Start of Year	1,237,306.78	1,237,306.78	1,237,306.78	1,237,306.78	1,237,306.78	1,085,870.41
Interest transfer to Reserves	2,012.65	2,248.00	2,248.00	13,488.00	13,488.00	17,937.89
Transfer from Muni	21,968.00	21,968.00	21,968.00	131,806.00	131,806.00	185,261.37
Transfer to Muni	0.00	0.00	0.00	(152,250.00)	(152,250.00)	(51,762.89)
	<u>1,261,287.43</u>	<u>1,261,522.78</u>	<u>1,261,522.78</u>	<u>1,230,350.78</u>	<u>1,230,350.78</u>	<u>1,237,306.78</u>

City of BusseltonReserves Movement Report

For The Period Ending 31 August 2020

	2020/2021 Actual	2020/2021 Amended Budget YTD	2020/2021 Original Budget YTD	2020/2021 Amended Budget	2020/2021 Original Budget	2019/2020 Actual
	\$	\$	\$	\$	\$	\$
403 Winderup Aged Housing Reserve (City Controlled)						
Accumulated Reserves at Start of Year	212,935.38	212,935.38	212,935.38	212,935.38	212,935.38	212,501.16
Interest transfer to Reserves	325.45	386.00	386.00	2,316.00	2,316.00	3,457.97
Transfer from Muni	8,092.00	8,092.00	8,092.00	48,550.00	48,550.00	2,046.25
Transfer to Muni	0.00	0.00	0.00	(52,000.00)	(52,000.00)	(5,070.00)
	<u>221,352.83</u>	<u>221,413.38</u>	<u>221,413.38</u>	<u>211,801.38</u>	<u>211,801.38</u>	<u>212,935.38</u>
410 Naturaliste Community Centre Building (NCC) Reserve						
Accumulated Reserves at Start of Year	125,076.60	125,076.60	125,076.60	125,076.60	125,076.60	63,745.73
Interest transfer to Reserves	208.23	228.00	228.00	1,368.00	1,368.00	1,622.87
Transfer from Muni	9,952.00	9,952.00	9,952.00	59,708.00	59,708.00	59,708.00
Transfer to Muni	0.00	0.00	0.00	(142,000.00)	(142,000.00)	0.00
	<u>135,236.83</u>	<u>135,256.60</u>	<u>135,256.60</u>	<u>44,152.60</u>	<u>44,152.60</u>	<u>125,076.60</u>
411 Civic and Administration Building Reserve						
Accumulated Reserves at Start of Year	429,689.17	429,689.17	429,689.17	429,689.17	429,689.17	187,928.40
Interest transfer to Reserves	722.52	780.00	780.00	4,680.00	4,680.00	5,512.65
Transfer from Muni	47,000.00	47,000.00	47,000.00	282,000.00	282,000.00	282,000.00
Transfer to Muni	0.00	0.00	0.00	(48,983.00)	(48,983.00)	(45,751.88)
	<u>477,411.69</u>	<u>477,469.17</u>	<u>477,469.17</u>	<u>667,386.17</u>	<u>667,386.17</u>	<u>429,689.17</u>
412 Vasse Sports Pavilion Building Reserve						
Accumulated Reserves at Start of Year	541.14	541.14	541.14	541.14	541.14	0.00
Interest transfer to Reserves	0.96	0.00	0.00	0.00	0.00	5.14
Transfer from Muni	90.00	90.00	90.00	536.00	536.00	536.00
	<u>632.10</u>	<u>631.14</u>	<u>631.14</u>	<u>1,077.14</u>	<u>1,077.14</u>	<u>541.14</u>
110 Jetty Maintenance Reserve						
Accumulated Reserves at Start of Year	5,239,342.58	5,239,342.58	5,239,342.58	5,239,342.58	5,239,342.58	4,806,278.94
Interest transfer to Reserves	8,292.67	9,518.00	9,518.00	57,108.00	57,108.00	82,679.79
Transfer from Muni	33,520.00	33,520.00	33,520.00	1,325,111.00	1,325,111.00	1,286,516.00
Transfer to Muni	0.00	0.00	0.00	(1,255,708.00)	(1,255,708.00)	(936,132.15)
	<u>5,281,155.25</u>	<u>5,282,380.58</u>	<u>5,282,380.58</u>	<u>5,365,853.58</u>	<u>5,365,853.58</u>	<u>5,239,342.58</u>
150 Jetty Self Insurance Reserve						
Accumulated Reserves at Start of Year	432,198.16	432,198.16	432,198.16	432,198.16	432,198.16	365,698.37
Interest transfer to Reserves	684.04	786.00	786.00	4,716.00	4,716.00	6,499.79
Transfer from Muni	10,000.00	10,000.00	10,000.00	60,000.00	60,000.00	60,000.00
	<u>442,882.20</u>	<u>442,984.16</u>	<u>442,984.16</u>	<u>496,914.16</u>	<u>496,914.16</u>	<u>432,198.16</u>
223 Road Asset Renewal Reserve						
Accumulated Reserves at Start of Year	1,597,128.65	1,597,128.65	1,597,128.65	1,597,128.65	1,597,128.65	1,119,116.75
Interest transfer to Reserves	396.91	2,902.00	2,902.00	17,412.00	17,412.00	39,808.24
Transfer from Muni	583,632.00	583,632.00	583,632.00	3,501,790.00	3,501,790.00	3,458,128.00
Transfer to Muni	0.00	0.00	0.00	(4,638,999.00)	(3,995,499.00)	(3,019,924.34)
	<u>2,181,157.56</u>	<u>2,183,662.65</u>	<u>2,183,662.65</u>	<u>477,331.65</u>	<u>1,120,831.65</u>	<u>1,597,128.65</u>

City of BusseltonReserves Movement ReportFor The Period Ending 31 August 2020

	2020/2021 Actual	2020/2021 Amended Budget YTD	2020/2021 Original Budget YTD	2020/2021 Amended Budget	2020/2021 Original Budget	2019/2020 Actual
	\$	\$	\$	\$	\$	\$
224 Footpath/ Cycle Ways Reserve						
Accumulated Reserves at Start of Year	408,437.28	408,437.28	408,437.28	408,437.28	408,437.28	3,670.90
Interest transfer to Reserves	232.99	742.00	742.00	4,452.00	4,452.00	8,786.80
Transfer from Muni	202,674.00	202,674.00	202,674.00	1,216,038.00	1,216,038.00	1,184,602.00
Transfer to Muni	0.00	0.00	0.00	(1,382,583.00)	(1,382,583.00)	(788,622.42)
	<u>611,344.27</u>	<u>611,853.28</u>	<u>611,853.28</u>	<u>246,344.28</u>	<u>246,344.28</u>	<u>408,437.28</u>
226 Other Infrastructure Reserve						
Accumulated Reserves at Start of Year	264,388.99	264,388.99	264,388.99	264,388.99	264,388.99	0.00
Interest transfer to Reserves	368.92	480.00	480.00	2,880.00	2,880.00	3,298.02
Transfer from Muni	59,500.00	59,500.00	59,500.00	357,000.00	357,000.00	347,000.00
Transfer to Muni	0.00	0.00	0.00	(297,041.00)	(297,041.00)	(85,909.03)
	<u>324,257.91</u>	<u>324,368.99</u>	<u>324,368.99</u>	<u>327,227.99</u>	<u>327,227.99</u>	<u>264,388.99</u>
225 Parks, Gardens and Reserves Reserve						
Accumulated Reserves at Start of Year	833,946.23	833,946.23	833,946.23	833,946.23	833,946.23	0.00
Interest transfer to Reserves	1,200.96	1,516.00	1,516.00	9,096.00	9,096.00	10,825.77
Transfer from Muni	214,194.00	214,194.00	214,194.00	1,285,166.00	1,285,166.00	1,214,001.00
Transfer to Muni	0.00	0.00	0.00	(1,983,645.00)	(1,983,645.00)	(390,880.54)
	<u>1,049,341.19</u>	<u>1,049,656.23</u>	<u>1,049,656.23</u>	<u>144,563.23</u>	<u>144,563.23</u>	<u>833,946.23</u>
151 Furniture and Equipment Reserve						
Accumulated Reserves at Start of Year	257,784.19	257,784.19	257,784.19	257,784.19	257,784.19	0.00
Interest transfer to Reserves	773.79	468.00	468.00	2,808.00	2,808.00	0.00
Transfer from Muni	72,334.00	72,334.00	72,334.00	434,000.00	434,000.00	364,900.00
Transfer to Muni	0.00	0.00	0.00	(434,000.00)	(434,000.00)	(107,115.81)
	<u>330,891.98</u>	<u>330,586.19</u>	<u>330,586.19</u>	<u>260,592.19</u>	<u>260,592.19</u>	<u>257,784.19</u>
115 Plant Replacement Reserve						
Accumulated Reserves at Start of Year	1,098,441.92	1,098,441.92	1,098,441.92	1,098,441.92	1,098,441.92	1,205,526.70
Interest transfer to Reserves	421.55	1,996.00	1,996.00	11,976.00	11,976.00	23,720.77
Transfer from Muni	144,278.00	277,278.00	277,278.00	1,027,662.00	1,027,662.00	900,737.00
Transfer to Muni	0.00	0.00	0.00	(492,240.00)	(492,240.00)	(1,031,542.55)
	<u>1,243,141.47</u>	<u>1,377,715.92</u>	<u>1,377,715.92</u>	<u>1,645,839.92</u>	<u>1,645,839.92</u>	<u>1,098,441.92</u>
137 Major Traffic Improvements Reserve						
Accumulated Reserves at Start of Year	638,845.53	638,845.53	638,845.53	638,845.53	638,845.53	1,495,577.97
Interest transfer to Reserves	(36.00)	1,160.00	1,160.00	6,960.00	6,960.00	25,423.53
Transfer from Muni	181,498.00	181,498.00	181,498.00	1,088,988.00	1,088,988.00	1,128,705.00
Transfer to Muni	0.00	0.00	0.00	(1,641,750.00)	(1,641,750.00)	(2,010,860.97)
	<u>820,307.53</u>	<u>821,503.53</u>	<u>821,503.53</u>	<u>93,043.53</u>	<u>93,043.53</u>	<u>638,845.53</u>
132 CBD Enhancement Reserve						
Accumulated Reserves at Start of Year	613,762.47	613,762.47	613,762.47	613,762.47	613,762.47	171,316.34
Interest transfer to Reserves	1,037.15	1,116.00	1,116.00	6,696.00	6,696.00	7,539.43
Transfer from Muni	90,068.00	90,068.00	90,068.00	540,415.00	540,415.00	524,713.00
Transfer to Muni	0.00	0.00	0.00	(590,000.00)	(590,000.00)	(89,806.30)
	<u>704,867.62</u>	<u>704,946.47</u>	<u>704,946.47</u>	<u>570,873.47</u>	<u>570,873.47</u>	<u>613,762.47</u>

City of BusseltonReserves Movement Report

For The Period Ending 31 August 2020

	2020/2021 Actual	2020/2021 Amended Budget YTD	2020/2021 Original Budget YTD	2020/2021 Amended Budget	2020/2021 Original Budget	2019/2020 Actual
	\$	\$	\$	\$	\$	\$
127 New Infrastructure Development Reserve						
Accumulated Reserves at Start of Year	1,506,175.05	1,506,175.05	1,506,175.05	1,506,175.05	1,506,175.05	1,803,171.42
Interest transfer to Reserves	414.32	2,736.00	2,736.00	16,416.00	16,416.00	26,494.60
Transfer from Muni	31,038.00	31,038.00	31,038.00	186,231.00	186,231.00	201,157.40
Transfer to Muni	0.00	(50,000.00)	(50,000.00)	(1,420,645.00)	(1,400,645.00)	(524,648.37)
	<u>1,537,627.37</u>	<u>1,489,949.05</u>	<u>1,489,949.05</u>	<u>288,177.05</u>	<u>308,177.05</u>	<u>1,506,175.05</u>
141 Commonage Precinct Infrastructure Road Reserve						
Accumulated Reserves at Start of Year	234,906.64	234,906.64	234,906.64	234,906.64	234,906.64	231,223.87
Interest transfer to Reserves	(340.58)	426.00	426.00	2,556.00	2,556.00	3,682.77
Transfer from Muni	704.45	0.00	0.00	0.00	0.00	0.00
Transfer to Muni	0.00	0.00	0.00	(235,000.00)	(235,000.00)	0.00
	<u>235,270.51</u>	<u>235,332.64</u>	<u>235,332.64</u>	<u>2,462.64</u>	<u>2,462.64</u>	<u>234,906.64</u>
114 City Car Parking and Access Reserve						
Accumulated Reserves at Start of Year	1,555,124.38	1,555,124.38	1,555,124.38	1,555,124.38	1,555,124.38	1,281,336.70
Interest transfer to Reserves	2,159.31	2,826.00	2,826.00	16,956.00	16,956.00	24,799.27
Transfer from Muni	2,076.00	2,076.00	2,076.00	52,465.00	52,465.00	505,188.00
Transfer to Muni	0.00	0.00	0.00	(1,375,579.00)	(1,375,579.00)	(256,199.59)
	<u>1,559,359.69</u>	<u>1,560,026.38</u>	<u>1,560,026.38</u>	<u>248,966.38</u>	<u>248,966.38</u>	<u>1,555,124.38</u>
154 Debt Default Reserve						
Transfer from Muni	83,334.00	83,334.00	83,334.00	500,000.00	500,000.00	0.00
	<u>83,334.00</u>	<u>83,334.00</u>	<u>83,334.00</u>	<u>500,000.00</u>	<u>500,000.00</u>	<u>0.00</u>
107 Corporate IT Systems Reserve						
Accumulated Reserves at Start of Year	226,750.02	226,750.02	226,750.02	226,750.02	226,750.02	80,398.99
Interest transfer to Reserves	561.98	412.00	412.00	2,472.00	2,472.00	1,280.52
Transfer from Muni	16,666.00	16,666.00	16,666.00	100,000.00	100,000.00	145,070.51
Transfer to Muni	0.00	0.00	0.00	(207,900.00)	(207,900.00)	0.00
	<u>243,978.00</u>	<u>243,828.02</u>	<u>243,828.02</u>	<u>121,322.02</u>	<u>121,322.02</u>	<u>226,750.02</u>
133 Election, Valuation and Other Corporate Expenses Reserve						
Accumulated Reserves at Start of Year	560,994.18	560,994.18	560,994.18	560,994.18	560,994.18	499,905.97
Interest transfer to Reserves	905.38	1,020.00	1,020.00	6,120.00	6,120.00	8,664.58
Transfer from Muni	25,000.00	25,000.00	25,000.00	150,000.00	150,000.00	150,000.00
Transfer to Muni	0.00	0.00	0.00	(140,900.00)	(140,900.00)	(97,576.37)
	<u>586,899.56</u>	<u>587,014.18</u>	<u>587,014.18</u>	<u>576,214.18</u>	<u>576,214.18</u>	<u>560,994.18</u>
111 Legal Expenses Reserve						
Accumulated Reserves at Start of Year	636,940.12	636,940.12	636,940.12	636,940.12	636,940.12	577,255.71
Interest transfer to Reserves	1,060.27	1,158.00	1,158.00	6,948.00	6,948.00	8,995.41
Transfer from Muni	0.00	0.00	0.00	0.00	0.00	50,689.00
	<u>638,000.39</u>	<u>638,098.12</u>	<u>638,098.12</u>	<u>643,888.12</u>	<u>643,888.12</u>	<u>636,940.12</u>
152 Marketing & Area Promotion Reserve						
Accumulated Reserves at Start of Year	166,392.00	166,392.00	166,392.00	166,392.00	166,392.00	0.00
Interest transfer to Reserves	498.45	302.00	302.00	1,812.00	1,812.00	0.00
Transfer from Muni	215,272.00	215,272.00	215,272.00	1,291,627.00	1,291,627.00	166,392.00
Transfer to Muni	0.00	0.00	0.00	(1,347,817.00)	(1,347,817.00)	0.00
	<u>382,163.45</u>	<u>381,966.00</u>	<u>381,966.00</u>	<u>112,014.00</u>	<u>112,014.00</u>	<u>166,392.00</u>

City of BusseltonReserves Movement ReportFor The Period Ending 31 August 2020

	2020/2021 Actual	2020/2021 Amended Budget YTD	2020/2021 Original Budget YTD	2020/2021 Amended Budget	2020/2021 Original Budget	2019/2020 Actual
	\$	\$	\$	\$	\$	\$
135 Performing Arts and Convention Centre Reserve						
Accumulated Reserves at Start of Year	2,625,599.20	2,625,599.20	2,625,599.20	2,625,599.20	2,625,599.20	0.00
Interest transfer to Reserves	4,081.77	4,770.00	4,770.00	28,620.00	28,620.00	14,751.12
Transfer from Muni	0.00	0.00	0.00	50,000.00	50,000.00	2,610,848.08
Transfer to Muni	0.00	0.00	0.00	(1,446,200.00)	(1,446,200.00)	0.00
	<u>2,629,680.97</u>	<u>2,630,369.20</u>	<u>2,630,369.20</u>	<u>1,258,019.20</u>	<u>1,258,019.20</u>	<u>2,625,599.20</u>
202 Long Service Leave Reserve						
Accumulated Reserves at Start of Year	3,482,110.00	3,482,110.00	3,482,110.00	3,482,110.00	3,482,110.00	3,096,583.00
Interest transfer to Reserves	5,578.00	6,326.00	6,326.00	37,956.00	37,956.00	50,518.40
Transfer from Muni	41,666.00	41,666.00	41,666.00	250,000.00	250,000.00	687,986.09
Transfer to Muni	0.00	(46,650.00)	(46,650.00)	(438,250.00)	(438,250.00)	(352,977.49)
	<u>3,529,354.00</u>	<u>3,483,452.00</u>	<u>3,483,452.00</u>	<u>3,331,816.00</u>	<u>3,331,816.00</u>	<u>3,482,110.00</u>
203 Professional Development Reserve						
Accumulated Reserves at Start of Year	145,028.93	145,028.93	145,028.93	145,028.93	145,028.93	122,771.88
Interest transfer to Reserves	168.76	264.00	264.00	1,584.00	1,584.00	2,418.13
Transfer from Muni	11,666.00	11,666.00	11,666.00	93,500.00	93,500.00	70,000.00
Transfer to Muni	0.00	0.00	0.00	(88,500.00)	(88,500.00)	(50,161.08)
	<u>156,863.69</u>	<u>156,958.93</u>	<u>156,958.93</u>	<u>151,612.93</u>	<u>151,612.93</u>	<u>145,028.93</u>
204 Sick Pay Incentive Reserve						
Accumulated Reserves at Start of Year	144,632.39	144,632.39	144,632.39	144,632.39	144,632.39	150,403.55
Interest transfer to Reserves	203.73	262.00	262.00	1,572.00	1,572.00	2,374.88
Transfer from Muni	0.00	0.00	0.00	0.00	0.00	327.14
Transfer to Muni	0.00	0.00	0.00	(73,550.00)	(73,550.00)	(8,473.18)
	<u>144,836.12</u>	<u>144,894.39</u>	<u>144,894.39</u>	<u>72,654.39</u>	<u>72,654.39</u>	<u>144,632.39</u>
124 Workers Compensation, Extended SL & AL Contingency Reserve						
Accumulated Reserves at Start of Year	309,751.42	309,751.42	309,751.42	309,751.42	309,751.42	305,100.95
Interest transfer to Reserves	479.82	562.00	562.00	3,372.00	3,372.00	4,650.47
Transfer to Muni	0.00	0.00	0.00	(147,607.00)	(147,607.00)	0.00
	<u>310,231.24</u>	<u>310,313.42</u>	<u>310,313.42</u>	<u>165,516.42</u>	<u>165,516.42</u>	<u>309,751.42</u>
302 Community Facilities - City District						
Accumulated Reserves at Start of Year	1,120,869.85	1,120,869.85	1,120,869.85	1,120,869.85	1,120,869.85	2,552,707.62
Interest transfer to Reserves	(3,294.20)	2,036.00	2,036.00	12,216.00	12,216.00	39,319.39
Transfer from Muni	38,551.25	64,508.00	64,508.00	387,050.00	387,050.00	216,051.38
Transfer to Muni	0.00	0.00	0.00	(1,031,448.00)	(1,031,448.00)	(1,687,208.54)
	<u>1,156,126.90</u>	<u>1,187,413.85</u>	<u>1,187,413.85</u>	<u>488,687.85</u>	<u>488,687.85</u>	<u>1,120,869.85</u>
304 Community Facilities - Broadwater						
Accumulated Reserves at Start of Year	166,413.55	166,413.55	166,413.55	166,413.55	166,413.55	158,523.04
Interest transfer to Reserves	(240.76)	302.00	302.00	1,812.00	1,812.00	2,585.73
Transfer from Muni	857.98	1,666.00	1,666.00	10,000.00	10,000.00	5,304.78
	<u>167,030.77</u>	<u>168,381.55</u>	<u>168,381.55</u>	<u>178,225.55</u>	<u>178,225.55</u>	<u>166,413.55</u>

City of BusseltonReserves Movement ReportFor The Period Ending 31 August 2020

	2020/2021 Actual	2020/2021 Amended Budget YTD	2020/2021 Original Budget YTD	2020/2021 Amended Budget	2020/2021 Original Budget	2019/2020 Actual
	\$	\$	\$	\$	\$	\$
303 Community Facilities - Busselton						
Accumulated Reserves at Start of Year	9,177.47	9,177.47	9,177.47	9,177.47	9,177.47	44,011.77
Interest transfer to Reserves	(11.03)	16.00	16.00	96.00	96.00	526.95
Transfer from Muni	9,576.22	3,750.00	3,750.00	22,500.00	22,500.00	8,638.75
Transfer to Muni	0.00	0.00	0.00	0.00	0.00	(44,000.00)
	<u>18,742.66</u>	<u>12,943.47</u>	<u>12,943.47</u>	<u>31,773.47</u>	<u>31,773.47</u>	<u>9,177.47</u>
305 Community Facilities - Dunsborough						
Accumulated Reserves at Start of Year	255,152.46	255,152.46	255,152.46	255,152.46	255,152.46	188,062.67
Interest transfer to Reserves	(311.90)	464.00	464.00	2,784.00	2,784.00	3,283.35
Transfer from Muni	2,365.88	4,584.00	4,584.00	27,500.00	27,500.00	63,806.44
	<u>257,206.44</u>	<u>260,200.46</u>	<u>260,200.46</u>	<u>285,436.46</u>	<u>285,436.46</u>	<u>255,152.46</u>
311 Community Facilities - Dunsborough Lakes Estate						
Accumulated Reserves at Start of Year	937,470.05	937,470.05	937,470.05	937,470.05	937,470.05	922,772.84
Interest transfer to Reserves	(1,359.20)	1,704.00	1,704.00	10,224.00	10,224.00	14,697.21
Transfer from Muni	2,811.37	0.00	0.00	0.00	0.00	0.00
Transfer to Muni	0.00	0.00	0.00	(938,000.00)	(938,000.00)	0.00
	<u>938,922.22</u>	<u>939,174.05</u>	<u>939,174.05</u>	<u>9,694.05</u>	<u>9,694.05</u>	<u>937,470.05</u>
306 Community Facilities - Geographe						
Accumulated Reserves at Start of Year	101,978.74	101,978.74	101,978.74	101,978.74	101,978.74	99,175.93
Interest transfer to Reserves	(147.60)	186.00	186.00	1,116.00	1,116.00	1,594.87
Transfer from Muni	305.82	1,250.00	1,250.00	7,500.00	7,500.00	1,207.94
	<u>102,136.96</u>	<u>103,414.74</u>	<u>103,414.74</u>	<u>110,594.74</u>	<u>110,594.74</u>	<u>101,978.74</u>
310 Community Facilities - Port Geographe						
Accumulated Reserves at Start of Year	348,980.41	348,980.41	348,980.41	348,980.41	348,980.41	343,509.27
Interest transfer to Reserves	(505.97)	634.00	634.00	3,804.00	3,804.00	5,471.14
Transfer from Muni	1,046.56	0.00	0.00	0.00	0.00	0.00
	<u>349,521.00</u>	<u>349,614.41</u>	<u>349,614.41</u>	<u>352,784.41</u>	<u>352,784.41</u>	<u>348,980.41</u>
309 Community Facilities - Vasse						
Accumulated Reserves at Start of Year	489,904.76	489,904.76	489,904.76	489,904.76	489,904.76	615,585.54
Interest transfer to Reserves	(821.04)	890.00	890.00	5,340.00	5,340.00	9,471.24
Transfer from Muni	1,468.95	0.00	0.00	0.00	0.00	0.00
Transfer to Muni	0.00	0.00	0.00	(284,270.00)	(284,270.00)	(135,152.02)
	<u>490,552.67</u>	<u>490,794.76</u>	<u>490,794.76</u>	<u>210,974.76</u>	<u>210,974.76</u>	<u>489,904.76</u>
308 Community Facilities - Airport North						
Accumulated Reserves at Start of Year	3,017,487.28	3,017,487.28	3,017,487.28	3,017,487.28	3,017,487.28	2,970,179.38
Interest transfer to Reserves	(4,374.94)	5,482.00	5,482.00	32,892.00	32,892.00	47,307.90
Transfer from Muni	9,049.11	16,666.00	16,666.00	100,000.00	100,000.00	0.00
Transfer to Muni	0.00	0.00	0.00	(150,000.00)	(150,000.00)	0.00
	<u>3,022,161.45</u>	<u>3,039,635.28</u>	<u>3,039,635.28</u>	<u>3,000,379.28</u>	<u>3,000,379.28</u>	<u>3,017,487.28</u>
130 Locke Estate Reserve						
Accumulated Reserves at Start of Year	6,269.61	6,269.61	6,269.61	6,269.61	6,269.61	1,012.99
Interest transfer to Reserves	(60.70)	12.00	12.00	72.00	72.00	420.15
Transfer from Muni	10,000.00	10,000.00	10,000.00	60,000.00	60,000.00	60,000.00
Transfer to Muni	0.00	0.00	0.00	0.00	0.00	(55,163.53)
	<u>16,208.91</u>	<u>16,281.61</u>	<u>16,281.61</u>	<u>66,341.61</u>	<u>66,341.61</u>	<u>6,269.61</u>

City of BusseltonReserves Movement ReportFor The Period Ending 31 August 2020

	2020/2021 Actual	2020/2021 Amended Budget YTD	2020/2021 Original Budget YTD	2020/2021 Amended Budget	2020/2021 Original Budget	2019/2020 Actual
	\$	\$	\$	\$	\$	\$
122 Port Geographe Development Reserve (Council)						
Accumulated Reserves at Start of Year	224,952.38	224,952.38	224,952.38	224,952.38	224,952.38	682,470.41
Interest transfer to Reserves	135.56	408.00	408.00	2,448.00	2,448.00	8,839.73
Transfer from Muni	8,662.00	8,662.00	8,662.00	51,975.00	51,975.00	51,975.00
Transfer to Muni	0.00	0.00	0.00	(219,167.00)	(219,167.00)	(518,332.76)
	<u>233,749.94</u>	<u>234,022.38</u>	<u>234,022.38</u>	<u>60,208.38</u>	<u>60,208.38</u>	<u>224,952.38</u>
123 Port Geographe Waterways Management (SAR) Reserve						
Accumulated Reserves at Start of Year	3,275,191.63	3,275,191.63	3,275,191.63	3,275,191.63	3,275,191.63	3,349,716.94
Interest transfer to Reserves	4,625.92	5,950.00	5,950.00	35,700.00	35,700.00	54,429.05
Transfer from Muni	36,702.00	36,702.00	36,702.00	220,210.00	220,210.00	218,328.64
Transfer to Muni	0.00	0.00	0.00	(375,000.00)	(375,000.00)	(347,283.00)
	<u>3,316,519.55</u>	<u>3,317,843.63</u>	<u>3,317,843.63</u>	<u>3,156,101.63</u>	<u>3,156,101.63</u>	<u>3,275,191.63</u>
126 Provenge Landscape Maintenance (SAR) Reserve						
Accumulated Reserves at Start of Year	1,308,476.49	1,308,476.49	1,308,476.49	1,308,476.49	1,308,476.49	1,194,759.54
Interest transfer to Reserves	2,042.16	2,378.00	2,378.00	14,268.00	14,268.00	20,031.01
Transfer from Muni	30,304.00	30,304.00	30,304.00	181,819.00	181,819.00	179,838.99
Transfer to Muni	0.00	0.00	0.00	(252,948.00)	(252,948.00)	(86,153.05)
	<u>1,340,822.65</u>	<u>1,341,158.49</u>	<u>1,341,158.49</u>	<u>1,251,615.49</u>	<u>1,251,615.49</u>	<u>1,308,476.49</u>
128 Vasse Newtown Landscape Maintenance (SAR) Reserve						
Accumulated Reserves at Start of Year	636,364.43	636,364.43	636,364.43	636,364.43	636,364.43	575,151.53
Interest transfer to Reserves	988.25	1,156.00	1,156.00	6,936.00	6,936.00	9,845.01
Transfer from Muni	30,264.00	30,264.00	30,264.00	181,583.00	181,583.00	181,289.97
Transfer to Muni	0.00	0.00	0.00	(190,539.00)	(190,539.00)	(129,922.08)
	<u>667,616.68</u>	<u>667,784.43</u>	<u>667,784.43</u>	<u>634,344.43</u>	<u>634,344.43</u>	<u>636,364.43</u>
138 Commonage Precinct Bushfire Facilities Reserve						
Accumulated Reserves at Start of Year	58,172.53	58,172.53	58,172.53	58,172.53	58,172.53	57,260.53
Interest transfer to Reserves	(84.34)	106.00	106.00	636.00	636.00	912.00
Transfer from Muni	174.46	0.00	0.00	0.00	0.00	0.00
	<u>58,262.65</u>	<u>58,278.53</u>	<u>58,278.53</u>	<u>58,808.53</u>	<u>58,808.53</u>	<u>58,172.53</u>
139 Commonage Community Facilities Dunsborough Lakes South Res						
Accumulated Reserves at Start of Year	73,779.08	73,779.08	73,779.08	73,779.08	73,779.08	72,622.42
Interest transfer to Reserves	(106.97)	134.00	134.00	804.00	804.00	1,156.66
Transfer from Muni	221.26	0.00	0.00	0.00	0.00	0.00
	<u>73,893.37</u>	<u>73,913.08</u>	<u>73,913.08</u>	<u>74,583.08</u>	<u>74,583.08</u>	<u>73,779.08</u>
140 Commonage Community Facilities South Biddle Precinct Reserve						
Accumulated Reserves at Start of Year	899,694.77	899,694.77	899,694.77	899,694.77	899,694.77	886,172.58
Interest transfer to Reserves	(1,304.43)	1,634.00	1,634.00	9,804.00	9,804.00	13,522.19
Transfer from Muni	2,698.08	0.00	0.00	0.00	0.00	0.00
	<u>901,088.42</u>	<u>901,328.77</u>	<u>901,328.77</u>	<u>909,498.77</u>	<u>909,498.77</u>	<u>899,694.77</u>

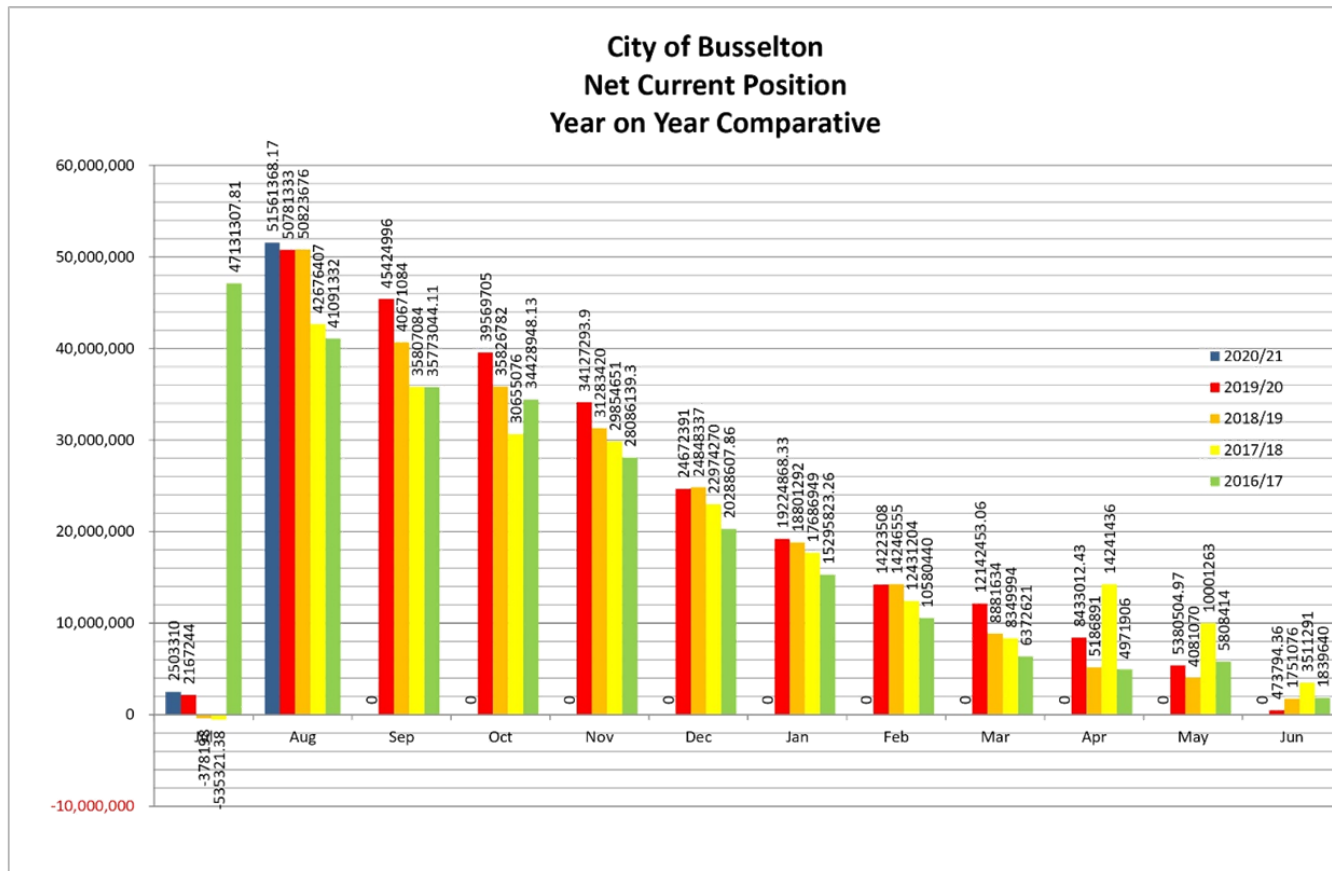
City of BusseltonReserves Movement Report

For The Period Ending 31 August 2020



	2020/2021 Actual	2020/2021 Amended Budget YTD	2020/2021 Original Budget YTD	2020/2021 Amended Budget	2020/2021 Original Budget	2019/2020 Actual
	\$	\$	\$	\$	\$	\$
321 Busselton Area Drainage and Waterways Improvement Reserve						
Accumulated Reserves at Start of Year	475,582.52	475,582.52	475,582.52	475,582.52	475,582.52	546,471.37
Interest transfer to Reserves	(754.01)	864.00	864.00	5,184.00	5,184.00	8,450.99
Transfer from Muni	1,426.09	0.00	0.00	0.00	0.00	0.00
Transfer to Muni	0.00	0.00	0.00	(188,000.00)	(188,000.00)	(79,339.84)
	<u>476,254.60</u>	<u>476,446.52</u>	<u>476,446.52</u>	<u>292,766.52</u>	<u>292,766.52</u>	<u>475,582.52</u>
102 Coastal and Climate Adaptation Reserve						
Accumulated Reserves at Start of Year	2,157,591.81	2,157,591.81	2,157,591.81	2,157,591.81	2,157,591.81	2,845,578.60
Interest transfer to Reserves	2,475.93	3,920.00	3,920.00	23,520.00	23,520.00	46,381.06
Transfer from Muni	79,008.00	79,008.00	79,008.00	474,044.00	474,044.00	529,207.53
Transfer to Muni	0.00	0.00	0.00	(2,130,000.00)	(2,130,000.00)	(1,263,575.38)
	<u>2,239,075.74</u>	<u>2,240,519.81</u>	<u>2,240,519.81</u>	<u>525,155.81</u>	<u>525,155.81</u>	<u>2,157,591.81</u>
144 Emergency Disaster Recovery Reserve						
Accumulated Reserves at Start of Year	94,137.10	94,137.10	94,137.10	94,137.10	94,137.10	72,781.94
Interest transfer to Reserves	150.67	172.00	172.00	1,032.00	1,032.00	1,355.16
Transfer from Muni	3,334.00	3,334.00	3,334.00	20,000.00	20,000.00	20,000.00
	<u>97,621.77</u>	<u>97,643.10</u>	<u>97,643.10</u>	<u>115,169.10</u>	<u>115,169.10</u>	<u>94,137.10</u>
145 Energy Sustainability Reserve						
Accumulated Reserves at Start of Year	137,955.03	137,955.03	137,955.03	137,955.03	137,955.03	181,852.87
Interest transfer to Reserves	280.55	250.00	250.00	1,500.00	1,500.00	2,798.84
Transfer from Muni	17,126.00	17,126.00	17,126.00	102,750.00	102,750.00	130,000.00
Transfer to Muni	0.00	0.00	0.00	(103,000.00)	(103,000.00)	(176,696.68)
	<u>155,361.58</u>	<u>155,331.03</u>	<u>155,331.03</u>	<u>139,205.03</u>	<u>139,205.03</u>	<u>137,955.03</u>
146 Cemetery Reserve						
Accumulated Reserves at Start of Year	35,871.90	35,871.90	35,871.90	35,871.90	35,871.90	157,626.57
Interest transfer to Reserves	(26.03)	66.00	66.00	396.00	396.00	2,730.72
Transfer from Muni	24,328.00	24,328.00	24,328.00	145,950.00	145,950.00	104,314.16
Transfer to Muni	0.00	0.00	0.00	(120,000.00)	(120,000.00)	(228,799.55)
	<u>60,173.87</u>	<u>60,265.90</u>	<u>60,265.90</u>	<u>62,217.90</u>	<u>62,217.90</u>	<u>35,871.90</u>
341 Public Art Reserve						
Accumulated Reserves at Start of Year	87,051.39	87,051.39	87,051.39	87,051.39	87,051.39	86,198.07
Interest transfer to Reserves	(126.21)	158.00	158.00	948.00	948.00	853.32
Transfer from Muni	261.05	0.00	0.00	0.00	0.00	0.00
Transfer to Muni	0.00	0.00	0.00	(49,060.00)	(49,060.00)	0.00
	<u>87,186.23</u>	<u>87,209.39</u>	<u>87,209.39</u>	<u>38,939.39</u>	<u>38,939.39</u>	<u>87,051.39</u>
121 Waste Management Facility and Plant Reserve						
Accumulated Reserves at Start of Year	7,629,358.39	7,629,358.39	7,629,358.39	7,629,358.39	7,629,358.39	7,867,210.16
Interest transfer to Reserves	5,340.47	13,860.00	13,860.00	83,161.00	83,161.00	124,135.01
Transfer from Muni	170,188.00	170,188.00	170,188.00	1,056,131.00	1,056,131.00	881,561.42
Transfer to Muni	0.00	0.00	0.00	(2,540,500.00)	(2,540,500.00)	(1,243,548.20)
	<u>7,804,886.86</u>	<u>7,813,406.39</u>	<u>7,813,406.39</u>	<u>6,228,150.39</u>	<u>6,228,150.39</u>	<u>7,629,358.39</u>

City of BusseltonReserves Movement ReportFor The Period Ending 31 August 2020

	2020/2021 Actual	2020/2021 Amended Budget YTD	2020/2021 Original Budget YTD	2020/2021 Amended Budget	2020/2021 Original Budget	2019/2020 Actual
	\$	\$	\$	\$	\$	\$
120 Strategic Projects Reserve						
Accumulated Reserves at Start of Year	295,560.51	295,560.51	295,560.51	295,560.51	295,560.51	257,162.94
Interest transfer to Reserves	477.05	3,064.00	3,064.00	18,386.00	18,386.00	4,340.77
Transfer from Muni	8,950.00	8,950.00	8,950.00	53,700.00	53,700.00	47,852.48
Transfer to Muni	0.00	0.00	0.00	(96,000.00)	(96,000.00)	(13,795.68)
	<u>304,987.56</u>	<u>307,574.51</u>	<u>307,574.51</u>	<u>271,646.51</u>	<u>271,646.51</u>	<u>295,560.51</u>
129 Prepaid Grants and Deferred Works & Services Reserve						
Accumulated Reserves at Start of Year	1,391,422.00	1,391,422.00	1,391,422.00	1,391,422.00	1,391,422.00	1,232,906.00
Interest transfer to Reserves	299.96	0.00	0.00	0.00	0.00	0.00
Transfer from Muni	0.00	0.00	0.00	0.00	0.00	1,391,422.00
Transfer to Muni	(1,234,878.00)	(1,234,878.00)	(1,234,878.00)	(1,391,422.00)	(1,391,422.00)	(1,232,906.00)
	<u>156,843.96</u>	<u>156,544.00</u>	<u>156,544.00</u>	<u>0.00</u>	<u>0.00</u>	<u>1,391,422.00</u>
153 Busselton Foreshore Reserve						
Accumulated Reserves at Start of Year	100.00	100.00	100.00	100.00	100.00	0.00
Interest transfer to Reserves	0.30	0.00	0.00	0.00	0.00	0.00
Transfer from Muni	0.00	0.00	0.00	10.00	10.00	100.00
	<u>100.30</u>	<u>100.00</u>	<u>100.00</u>	<u>110.00</u>	<u>110.00</u>	<u>100.00</u>
155 LED Street Light Replacement Program Reserve						
Transfer from Muni	8,332.00	8,332.00	8,332.00	50,000.00	50,000.00	0.00
Transfer to Muni	0.00	0.00	0.00	(50,000.00)	(50,000.00)	0.00
	<u>8,332.00</u>	<u>8,332.00</u>	<u>8,332.00</u>	<u>0.00</u>	<u>0.00</u>	<u>0.00</u>
Total Cash Back Reserves	<u>61,610,021.13</u>	<u>61,625,988.76</u>	<u>61,625,988.76</u>	<u>45,154,921.76</u>	<u>45,818,421.76</u>	<u>59,897,884.76</u>
Summary Reserves						
Accumulated Reserves at Start of Year	59,897,884.76	59,897,884.76	59,897,884.76	59,897,884.76	59,897,884.76	55,590,217.66
Interest transfer to Reserves	50,103.84	108,816.00	108,816.00	652,900.00	652,900.00	965,722.02
Transfer from Muni	2,896,910.53	3,052,392.71	3,052,392.71	19,372,933.71	19,372,933.71	22,230,759.20
Transfer to Muni	(1,234,878.00)	(1,433,104.71)	(1,433,104.71)	(34,768,796.71)	(34,105,296.71)	(18,888,814.12)
Closing Balance	<u>61,610,021.13</u>	<u>61,625,988.76</u>	<u>61,625,988.76</u>	<u>45,154,921.76</u>	<u>45,818,421.76</u>	<u>59,897,884.76</u>



6.2 LIST OF PAYMENTS MADE - AUGUST 2020

STRATEGIC GOAL	6. LEADERSHIP Visionary, collaborative, accountable
STRATEGIC OBJECTIVE	6.1 Governance systems, process and practices are responsible, ethical and transparent.
SUBJECT INDEX	Financial Operations
BUSINESS UNIT	Financial Services
REPORTING OFFICER	Manager Financial Services - Paul Sheridan
AUTHORISING OFFICER	Acting Director Finance and Corporate Services - Sarah Pierson
NATURE OF DECISION	Noting: the item does not require a decision of Council and is simply for information purposes and noting
VOTING REQUIREMENT	Simple Majority
ATTACHMENTS	Attachment A List of Payments August 2020  

OFFICER RECOMMENDATION

That the Council notes payment of voucher numbers M118230 – M118279, EF073379 – EF074003, T7523 – T7527, DD004205 – DD004238 together totalling \$7,264,177.31

EXECUTIVE SUMMARY

This report provides details of payments made from the City's bank accounts for the month of August 2020, for noting by the Council and recording in the Council Minutes.

BACKGROUND

The *Local Government (Financial Management) Regulations 1996* (the Regulations) requires that when the Council has delegated authority to the Chief Executive Officer to make payments from the City's bank accounts, that a list of payments made is prepared each month for presentation to, and noting by, the Council.

OFFICER COMMENT

In accordance with regular custom, the list of payments made for the month of August 2020 is presented for information.

Statutory Environment

Section 6.10 of the *Local Government Act 1995* and more specifically Regulation 13 of the Regulations refer to the requirement for a listing of payments made each month to be presented to the Council.

Relevant Plans and Policies

There are no relevant plans or policies to consider in relation to this matter.

Financial Implications

There are no financial implications associated with the Officer Recommendation.

Stakeholder Consultation

No external stakeholder consultation was required or undertaken in relation to this matter.

Risk Assessment

An assessment of the potential implications of implementing the Officer Recommendation has been undertaken using the City's risk management framework, with risks assessed taking into account any controls already in place. No risks of a medium or greater level have been identified.

Options

Not applicable.

CONCLUSION

The list of payments made for the month of August 2020 is presented for information.

TIMELINE FOR IMPLEMENTATION OF OFFICER RECOMMENDATION

Not applicable.



MUNICIPAL ACCOUNT	CHEQUE # 118230 - 118279	\$ 92,001.66
ELECTRONIC TRANSFER PAYMENTS	EF073379 - EF074003	\$ 5,450,472.20
TRUST ACCOUNT	TRUST ACCOUNT # 7523 - 7527	\$ 25,556.42
INTERNAL PAYMENT VOUCHERS	DD04205 - DD4238	\$ 1,696,147.03
		\$ 7,264,177.31

CHEQUE PAYMENTS AUGUST 2020				
DATE	REF #	NAME	DESCRIPTION	AMOUNT
20/08/2020	118246	ALISHA GAILLARD	CROSSOVER SUBSIDY PAYMENT	\$ 106.90
6/08/2020	118232	ANDZEJ GWOSDECKI	REFUND HOLIDAY HOME REGISTRATION	\$ 150.00
20/08/2020	118257	ANITA SKELTON	REFUND OF ANIMAL TRAP BOND	\$ 400.00
20/08/2020	118256	ANTONY PLUMB	CROSSOVER SUBSIDY PAYMENT	\$ 323.80
20/08/2020	118264	ARTGO PETTY CASH	PETTY CASH REIMBURSEMENT	\$ 77.50
7/08/2020	118240	AUSTRALIAN COMMUNICATIONS & MEDIA AUTHORITY	COMMUNICATION SERVICES	\$ 546.00
21/08/2020	118268	BOND ADMINISTRATOR	AGED HOUSING BONDS	\$ 726.76
11/08/2020	118243	BUSSELTON PUBLIC LIBRARY - PETTY CASH	PETTY CASH REIMBURSEMENT	\$ 71.75
20/08/2020	118258	BUSSELTON SENIOR HIGH SCHOOL	DONATION	\$ 200.00
7/08/2020	118237	BUSSELTON WATER CORPORATION	WATER SERVICES	\$ 3,986.22
21/08/2020	118266	BUSSELTON WATER CORPORATION	WATER SERVICES	\$ 91.45
1/09/2020	118275	BUSSELTON WATER CORPORATION	WATER SERVICES	\$ 11,000.00
13/08/2020	118245	CALLOWS CORNER NEWS	STAFF LOTTERY	\$ 278.00
27/08/2020	118273	CALLOWS CORNER NEWS	NEWSAGENCY / STATIONERY SUPPLIES	\$ 278.00
1/09/2020	118278	CALLOWS CORNER NEWS	NEWSAGENCY / STATIONERY SUPPLIES	\$ 50.70
21/08/2020	118269	CALLOWS CORNER NEWSAGENCY	STAFF SOCIAL CLUB - LOTTO	\$ 266.00
20/08/2020	118259	CAPE NATURALISTE COLLEGE	DONATION	\$ 200.00
6/08/2020	118230	CITY OF BUSSELTON	REFUND OF RATE OVERPAYMENT	\$ 3,018.38
13/08/2020	118244	CITY OF BUSSELTON	PAYROLL DEDUCTIONS REALLOCATION	\$ 5,210.07
27/08/2020	118272	CITY OF BUSSELTON	PAYROLL DEDUCTIONS REALLOCATION	\$ 5,294.83
1/09/2020	118279	CITY OF BUSSELTON	REFUND RATE PAYMENT MADE TO INCORRECT ACCOUNT	\$ 2,160.09
28/08/2020	118274	CITY OF BUSSELTON - PETTY CASH	PETTY CASH REIMBURSEMENT	\$ 451.95
6/08/2020	118231	DEPARTMENT OF TRANSPORT	PLANT REGISTRATION	\$ 981.00
20/08/2020	118265	DUNSBOROUGH PUBLIC LIBRARY - PETTY CASH	PETTY CASH REIMBURSEMENT	\$ 59.45
20/08/2020	118250	E DOBSON & J CHAMBERS	CROSSOVER SUBSIDY PAYMENT	\$ 201.80
20/08/2020	118248	FR COURTNEY	CROSSOVER SUBSIDY PAYMENT	\$ 283.10
7/08/2020	118241	FRED ROSE EXCAVATOR HIRE	EARTHMOVING - WASTE FACILITY & ROADWORKS	\$ 8,712.00
20/08/2020	118252	G & L WILLIAMS	CROSSOVER SUBSIDY PAYMENT	\$ 323.80
20/08/2020	118262	G BURD, L HILL & K THOMSON	CROSSOVER SUBSIDY PAYMENT	\$ 344.10
7/08/2020	118236	HI TECH SPORTS PTY LTD	SPORT EQUIPMENT	\$ 11,567.05
20/08/2020	118263	HY & GG FELLOWS	CROSSOVER SUBSIDY PAYMENT	\$ 327.60
20/08/2020	118251	I PURCELL & C CURLEY	CROSSOVER SUBSIDY PAYMENT	\$ 279.70
20/08/2020	118247	J & K BEAL	CROSSOVER SUBSIDY PAYMENT	\$ 148.10
20/08/2020	118255	J & N GARDNER	CROSSOVER SUBSIDY PAYMENT	\$ 357.70
20/08/2020	118261	JOSEPH ANDERSON	REFUND OF ANIMAL TRAP BOND	\$ 100.00
11/08/2020	118242	OFFICE OF THE CEO - PETTY CASH	PETTY CASH REIMBURSEMENT	\$ 398.04
21/08/2020	118267	PAYMENT CANCELLED	PAYMENT CANCELLED	\$ -
1/09/2020	118276	PAYMENT CANCELLED	PAYMENT CANCELLED	\$ -
1/09/2020	118277	PAYMENT CANCELLED	PAYMENT CANCELLED	\$ -
20/08/2020	118254	R & J HURREN	CROSSOVER SUBSIDY PAYMENT	\$ 525.20
20/08/2020	118253	S PAVLEDIS	CROSSOVER SUBSIDY PAYMENT	\$ 323.80
6/08/2020	118233	STOCKER PRESTON	REFUND OF HALL & KEY DEPOSITS	\$ 500.00
7/08/2020	118235	SYNERGY	ELECTRICITY SUPPLIES	\$ 3,292.35
20/08/2020	118249	T FULLERTON	CROSSOVER SUBSIDY PAYMENT	\$ 262.80
7/08/2020	118238	TELSTRA CORPORATION	COMMUNICATION SERVICES	\$ 290.61
21/08/2020	118270	TELSTRA CORPORATION	COMMUNICATION SERVICES	\$ 9,030.29
20/08/2020	118260	THOMAS MAZEY	ART SALES	\$ 21.00
7/08/2020	118234	WA STRATA MANAGEMENT	STRATA LEVY FEES & WATER CONSUMPTION	\$ 16,381.80
7/08/2020	118239	WATER CORPORATION	WATER SERVICES	\$ 45.83
21/08/2020	118271	WATER CORPORATION	WATER SERVICES	\$ 2,356.14
				\$ 92,001.66

EFT PAYMENTS AUGUST 2020				
DATE	REF #	NAME	DESCRIPTION	AMOUNT
21/08/2020	73611	1SPATIAL AUSTRALIA PTY LTD	TRAINING SERVICES SUBSCRIPTION	\$ 858.00
21/08/2020	73734	AAA WELDING AND FABRICATION SERVICES	WELDING AND FABRICATION SERVICES	\$ 880.00
12/08/2020	73581	AC FORSTER & SON	PLUMBING SERVICES	\$ 825.50
21/08/2020	73762	AC FORSTER & SON	PLUMBING SERVICES	\$ 992.40
10/08/2020	73435	ACTING UP	FRINGE WRAP ADVERTISING	\$ 350.00
21/08/2020	73786	ACTIV FOUNDATION INC	MAINTENANCE SERVICES	\$ 38,550.33
31/08/2020	73960	ACTIV FOUNDATION INC	MAINTENANCE SERVICES	\$ 6,584.85
10/08/2020	73417	ACURIX NETWORKS	INTERNET WIFI ACCESS	\$ 1,581.80
21/08/2020	73628	ACURIX NETWORKS	INTERNET WIFI ACCESS	\$ 5,079.80
21/08/2020	73702	ADAM DAVEY	TURF CONSULTANT	\$ 792.00
21/08/2020	73703	ADVAM PTY LTD	AIRPORT CARPARK CREDIT CARD TRANSACTIONS	\$ 325.42
21/08/2020	73682	ADVANCED DRIVEWAY SEALING	MAINTENANCE SERVICES	\$ 10,573.75
31/08/2020	73921	ADVANCED DRIVEWAY SEALING	MAINTENANCE SERVICES	\$ 660.00
10/08/2020	73454	ADVISIAN PTY LTD	ENGINEERING SERVICES	\$ 18,216.00
10/08/2020	73459	AERODROME MANAGEMENT SERVICES	AIR SERVICES	\$ 5,555.00

DATE	REF #	NAME	DESCRIPTION	AMOUNT
31/08/2020	73926	AERODROME MANAGEMENT SERVICES	REPLACE AIRPORT AFRLU ANTENNA	\$ 3,584.06
21/08/2020	73720	AFGRU EQUIPMENT	MACHINERY EQUIPMENT PARTS AND SERVICE	\$ 279.71
21/08/2020	73746	AHOY MANAGEMENT	CABIN FEVER FESTIVAL ACTIVITIES	\$ 9,900.00
21/08/2020	73719	AJ & B DOBBE	SURVEYING SERVICES	\$ 4,092.00
21/08/2020	73748	AJ & R VAN SON	ART SALES	\$ 96.40
21/08/2020	73632	ALICE ALDER	ART SALES & WORKSHOPS	\$ 978.00
5/08/2020	73383	ALINTA SALES PTY LTD	ELECTRICITY	\$ 46.05
10/08/2020	73438	ALINTA SALES PTY LTD	GAS USAGE AND SUPPLY	\$ 238.70
21/08/2020	73665	ALINTA SALES PTY LTD	ELECTRICITY	\$ 52.40
21/08/2020	73738	ALISON BURTON	ART SALES	\$ 137.90
21/08/2020	73662	ALLENNA PTY LTD	MAINTENANCE	\$ 594.00
10/08/2020	73560	ALLOY & STAINLESS PRODUCTS	PLANT PURCHASES / SERVICES / PARTS	\$ 169.91
31/08/2020	73936	ALLUVIUM CONSULTING PTY LTD	CONSULTING SERVICES	\$ 18,075.20
21/08/2020	73690	ALPINE LAUNDRY PTY LTD	COMMERCIAL LAUNDRY	\$ 109.76
31/08/2020	73967	AMITY SIGNS	SIGNAGE SERVICES	\$ 89.65
27/08/2020	73825	ANDIMAPS	ADVERTISING SERVICES	\$ 657.00
10/08/2020	73442	ANDREW PLEDGER	FRIDGE DE GASSING	\$ 686.40
10/08/2020	73409	ARBOR GUY	TREE MAINTENANCE SERVICES	\$ 82,985.38
21/08/2020	73617	ARBOR GUY	TREE MAINTENANCE SERVICES	\$ 282,178.84
27/08/2020	73829	ARBOR GUY	TREE MAINTENANCE SERVICES	\$ 1,995.84
31/08/2020	73893	ARBOR GUY	TREE MAINTENANCE SERVICES	\$ 63,983.01
10/08/2020	73406	ARCHIVAL SURVIVAL PTY LTD	LIBRARY RESOURCES	\$ 63.69
31/08/2020	73940	ARROW BRONZE	MEMORIAL PLAQUES SUPPLIER	\$ 440.54
21/08/2020	73741	ASTRO SYNTHETIC SURFACES PTY LTD	PEBBLE PAVING INSTALLATION	\$ 4,895.00
10/08/2020	73485	ATLAS LINEN SERVICES	RENTAL LINEN	\$ 176.39
21/08/2020	73735	ATLAS LINEN SERVICES	RENTAL LINEN	\$ 248.22
31/08/2020	73934	ATLAS LINEN SERVICES	RENTAL LINEN	\$ 189.37
13/08/2020	73586	ATO EFT DEPOSITS TRUST A/C	PAYG TAXATION	\$ 235,141.00
27/08/2020	73817	ATO EFT DEPOSITS TRUST A/C	PAYG TAXATION	\$ 258,282.00
10/08/2020	73418	AUSQ TRAINING	TRAINING SERVICES	\$ 3,866.00
31/08/2020	73897	AUSQ TRAINING	TRAINING SERVICES	\$ 2,266.00
10/08/2020	73573	AUSSIE BROADBAND PTY LTD	NBN BROADBAND	\$ 2,345.30
21/08/2020	73609	AUSTRALASIAN CEMETERIES AND CREMATORIA A	CEMETERIES BOARD	\$ 286.00
21/08/2020	73776	AUSTRALIA POST	POSTAL SERVICE	\$ 1,629.98
27/08/2020	73823	AUSTRALIAN COASTAL COUNCILS ASSOCIATION	MEMBERSHIP	\$ 2,935.97
21/08/2020	73718	AUSTRALIAN COMMUNITY MEDIA	ADVERTISING SERVICES	\$ 7,100.48
13/08/2020	73587	AUSTRALIAN SERVICES UNION	UNION FEES	\$ 25.90
27/08/2020	73818	AUSTRALIAN SERVICES UNION	UNION FEES	\$ 25.90
10/08/2020	73479	AV TRUCK SERVICES PTY LTD	VEHICLE PARTS & MAINTENANCE	\$ 1,769.39
21/08/2020	73724	AV TRUCK SERVICES PTY LTD	VEHICLE PARTS & MAINTENANCE	\$ 354.28
21/08/2020	73639	AZILITY	IT SOFTWARE	\$ 988.90
10/08/2020	73474	B MILLMAN	TENNIS COACHING - VACATION CARE	\$ 120.00
10/08/2020	73532	B&B STREET SWEEPING	STREET SWEEPING SERVICE	\$ 867.53
27/08/2020	73869	B&B STREET SWEEPING	STREET SWEEPING SERVICE	\$ 320.81
31/08/2020	73965	B&B STREET SWEEPING	STREET SWEEPING SERVICE	\$ 22,045.69
21/08/2020	73707	BAKED BUSSELTON	BAKERY CATERING	\$ 162.00
21/08/2020	73657	BARRY ALLEN ELECTRICAL SERVICES PTY LTD	ELECTRICAL SERVICES	\$ 6,813.11
21/08/2020	73663	BATTERY WORLD BUNBURY	BATTERIES	\$ 893.20
10/08/2020	73525	BAY SIGNS	SIGNAGE SERVICES	\$ 1,370.00
21/08/2020	73785	BAY SIGNS	SIGNAGE SERVICES	\$ 66.00
31/08/2020	73959	BAY SIGNS	SIGNAGE SERVICES	\$ 4,983.00
21/08/2020	73765	BCE SURVEYING PTY LTD	SURVEYING EQUIPMENT SUPPLIER	\$ 18,645.00
31/08/2020	73904	BCP CIVIL & PLANT	EXCAVATOR & PLANT HIRE - VARIOUS WORKS	\$ 3,307.36
5/08/2020	73386	BE INGRAM	CARPENTRY SERVICES	\$ 2,625.00
27/08/2020	73852	BE INGRAM	CARPENTRY SERVICES	\$ 3,000.00
14/08/2020	73596	BEACHBOROUGH PTY LTD	ROAD BUILDING AGGREGATE	\$ 54,054.74
10/08/2020	73568	BEACHLANDS LAWNMOWING SERVICE	LAWN MOWING SERVICE	\$ 260.00
31/08/2020	73887	BELMAX FAMILY TRUST	PROTECTIVE CLOTHING SUPPLIER	\$ 525.00
21/08/2020	73680	BIG SKY DESIGN SOLUTIONS	ELECTRICAL & LIGHTING CONSULTANCY	\$ 935.00
21/08/2020	73646	BINDI NUTRITION PTY LTD	ENERGY AND NUTRITION PRODUCTS GLC	\$ 622.05
10/08/2020	73433	BLUESTEEL ENTERPRISES PTY LTD	EMERGENCY RESPONSE EQUIPMENT	\$ 510.37
27/08/2020	73839	BLUESTEEL ENTERPRISES PTY LTD	EMERGENCY RESPONSE EQUIPMENT	\$ 801.88
10/08/2020	73499	BOC LIMITED	GAS SERVICES	\$ 753.30
21/08/2020	73761	BOC LIMITED	GAS SERVICES	\$ 176.00
31/08/2020	73943	BOC LIMITED	GAS SERVICES	\$ 1,994.85
10/08/2020	73480	BOOMERING	BASKETBALL RING SYSTEMS	\$ 6,875.00
21/08/2020	73725	BOOMERING	BASKETBALL RING SYSTEMS	\$ 1,710.00
21/08/2020	73613	BOYANUP BOTANICAL	NURSERY SERVICES	\$ 2,263.79
21/08/2020	73626	BR & ND GLOVER	TILING SERVICES	\$ 5,736.50
27/08/2020	73854	BRAMLEY BOTANICAL WHOLESALE NURSERY	PLANTS AND TREE STOCK	\$ 279.57
10/08/2020	73492	BRETT TITERTON ELECTRICAL AND AIR CONDI	ELECTRICAL SERVICES	\$ 938.00
10/08/2020	73415	BRIDGESTONE	TYRE SERVICES	\$ 867.35
31/08/2020	73895	BRIDGESTONE	TYRE SERVICES	\$ 878.88
28/08/2020	73880	BROADWATER BRICK PAVING	PAVING SERVICES	\$ 26,300.00
21/08/2020	73641	BROADWATER FENCING	MAINTENANCE SERVICES	\$ 1,386.00
31/08/2020	73902	BROADWATER FENCING	MAINTENANCE SERVICES	\$ 2,988.00
10/08/2020	73421	BROOKS HIRE SERVICE PTY LTD	EQUIPMENT HIRE	\$ 2,402.93
21/08/2020	73634	BROOKS HIRE SERVICE PTY LTD	EQUIPMENT HIRE	\$ 7,288.16
21/08/2020	73807	BSA ADVANCED PROPERTY SOLUTIONS	AIR CONDITIONING SERVICES	\$ 1,010.35
27/08/2020	73873	BSA ADVANCED PROPERTY SOLUTIONS	AIR CONDITIONING SERVICES	\$ 445.50
31/08/2020	73985	BSA ADVANCED PROPERTY SOLUTIONS	AIR CONDITIONING SERVICES	\$ 1,848.66
10/08/2020	73534	BSEWA	ELECTRICAL SERVICES	\$ 3,576.44
21/08/2020	73793	BSEWA	ELECTRICAL SERVICES	\$ 5,292.42
31/08/2020	73968	BSEWA	ELECTRICAL SERVICES	\$ 4,687.10
10/08/2020	73548	BUNBURY HIAB & TILTRAY	TILT TRAY SERVICES	\$ 748.00
21/08/2020	73623	BUNBURY SUBARU	VEHICLE PURCHASES / SERVICES / PARTS	\$ 314.71
10/08/2020	73537	BUNNINGS BUILDING SUPPLIES	HARDWARE SUPPLIES	\$ 1,916.42
21/08/2020	73794	BUNNINGS BUILDING SUPPLIES	HARDWARE SUPPLIES	\$ 974.33
27/08/2020	73871	BUNNINGS BUILDING SUPPLIES	HARDWARE SUPPLIES	\$ 245.45
31/08/2020	73970	BUNNINGS BUILDING SUPPLIES	HARDWARE SUPPLIES	\$ 213.55

DATE	REF #	NAME	DESCRIPTION	AMOUNT
5/08/2020	73396	BUSSELTON AERO CLUB INC	AERO CLUB	\$ 1,765.12
27/08/2020	73843	BUSSELTON AGRICULTURAL SERVICES (WA) PTY	RURAL SUPPLIES	\$ 9,048.60
21/08/2020	73658	BUSSELTON AUTO ELECTRICS	AUTO ELECTRICAL SERVICES	\$ 3,661.23
21/08/2020	73629	BUSSELTON BEARING SERVICES	BEARING SUPPLIES	\$ 2,005.97
10/08/2020	73530	BUSSELTON BUILDING PRODUCTS	BUILDING PRODUCT SUPPLIER	\$ 7,940.90
21/08/2020	73789	BUSSELTON BUILDING PRODUCTS	BUILDING PRODUCT SUPPLIER	\$ 3,562.61
27/08/2020	73867	BUSSELTON BUILDING PRODUCTS	BUILDING PRODUCT SUPPLIER	\$ 67.20
31/08/2020	73964	BUSSELTON BUILDING PRODUCTS	BUILDING PRODUCT SUPPLIER	\$ 948.24
21/08/2020	73605	BUSSELTON HYDRAULIC SERVICES INC	HYDRAULIC SERVICES	\$ 4,379.80
31/08/2020	73889	BUSSELTON HYDRAULIC SERVICES INC	HYDRAULIC SERVICES	\$ 1,227.97
21/08/2020	73800	BUSSELTON JETTY INC.	CONSULTANCY SERVICES	\$ 19,275.00
10/08/2020	73413	BUSSELTON LOCKSMITH	SECURITY SUPPLIES	\$ 236.50
27/08/2020	73831	BUSSELTON LOCKSMITH	SECURITY SUPPLIES	\$ 379.50
10/08/2020	73517	BUSSELTON MOTORS	VEHICLE PURCHASES / SERVICES / PARTS	\$ 1,656.43
21/08/2020	73774	BUSSELTON MOTORS	VEHICLE PURCHASES / SERVICES / PARTS	\$ 745.48
10/08/2020	73526	BUSSELTON PEST & WEED CONTROL	PEST CONTROL SERVICES	\$ 275.00
12/08/2020	73582	BUSSELTON PEST & WEED CONTROL	PEST CONTROL SERVICES	\$ 660.00
21/08/2020	73787	BUSSELTON PEST & WEED CONTROL	PEST CONTROL SERVICES	\$ 2,392.50
27/08/2020	73865	BUSSELTON PEST & WEED CONTROL	PEST CONTROL SERVICES	\$ 759.00
31/08/2020	73961	BUSSELTON PEST & WEED CONTROL	PEST CONTROL SERVICES	\$ 22,064.35
10/08/2020	73547	BUSSELTON PRINT IT	PRINTING SERVICES	\$ 980.00
31/08/2020	73977	BUSSELTON PRINT IT	PRINTING SERVICES	\$ 1,095.00
31/08/2020	73952	BUSSELTON RETRAVISION - DORSETT RETAIL P	ELECTRICAL SERVICES	\$ 65.00
21/08/2020	73779	BUSSELTON SENIOR CITIZENS CENTRE	QUARTERLY DONATION PAYMENT	\$ 24,406.25
10/08/2020	73541	BUSSELTON STATE EMERGENCY SERVICE	PETTY CASH REIMBURSEMENT	\$ 283.55
10/08/2020	73498	BUSSELTON TOYOTA	VEHICLE PURCHASES / SERVICES / PARTS	\$ 783.45
27/08/2020	73856	BUSSELTON TOYOTA	VEHICLE PURCHASES / SERVICES / PARTS	\$ 321.85
31/08/2020	73942	BUSSELTON TOYOTA	VEHICLE PURCHASES / SERVICES / PARTS	\$ 401.00
10/08/2020	73443	CANCELLED PAYMENT	CANCELLED PAYMENT	\$ -
21/08/2020	73721	CAPE CELLARS	REFRESHMENTS	\$ 143.75
10/08/2020	73456	CAPE CONTAINERS	STORAGE AND EQUIPMENT HIRE	\$ 2,156.00
21/08/2020	73692	CAPE CONTAINERS	STORAGE AND EQUIPMENT HIRE	\$ 2,244.00
31/08/2020	73924	CAPE CONTAINERS	STORAGE AND EQUIPMENT HIRE	\$ 841.50
31/08/2020	73999	CAPE DRYCLEANERS	LINEN CLEANING SERVICES	\$ 38.90
31/08/2020	73998	CAPEL CRANE HIRE	HIRE EQUIPMENT SERVICES	\$ 506.00
31/08/2020	73997	CAPITAL FINANCE AUSTRALIA LTD	LEASING PAYMENTS	\$ 26,412.79
10/08/2020	73527	CARAVAN INDUSTRY ASSOCIATION WA INC	MEMBERSHIP	\$ 1,100.00
31/08/2020	73978	CARDNO (WA) PTY LTD	CONSULTANCY SERVICES	\$ 2,530.00
21/08/2020	73745	CAROL MULHEARN	ART SALES	\$ 59.50
21/08/2020	73810	CHARLES BROADBENT	ART SALES	\$ 80.00
21/08/2020	73705	CHOICECHEM	HAND WASH PRODUCTS	\$ 831.62
21/08/2020	73715	CHRISEA DESIGNS	ART SALES	\$ 66.50
21/08/2020	73752	CHRISTINE CRESSWELL	ART SALES	\$ 4.20
21/08/2020	73672	CHRISTINE SEATORY	ART SALES	\$ 115.50
10/08/2020	73545	CHUBB FIRE SAFETY	FIRE EQUIPMENT SERVICES	\$ 7,022.82
21/08/2020	73797	CHUBB FIRE SAFETY	FIRE EQUIPMENT SERVICES	\$ 3,902.96
21/08/2020	73604	CINEFEST OZ INC	CONTRIBUTION - FESTIVAL FILMS	\$ 220.00
27/08/2020	73826	CINEFEST OZ INC	CONTRIBUTION - FESTIVAL FILMS	\$ 88,000.00
28/08/2020	73878	CITY AND REGIONAL FUELS	FUEL SERVICES	\$ 2,018.20
13/08/2020	73585	CITY OF BUSSELTON CHRISTMAS CLUB	PAYROLL DEDUCTIONS	\$ 3,612.18
27/08/2020	73816	CITY OF BUSSELTON CHRISTMAS CLUB	PAYROLL DEDUCTIONS	\$ 3,612.18
13/08/2020	73590	CITY OF BUSSELTON-SOCIAL CLUB	SOCIAL CLUB REIMBURSEMENT	\$ 212.00
27/08/2020	73821	CITY OF BUSSELTON-SOCIAL CLUB	SOCIAL CLUB REIMBURSEMENT	\$ 216.00
21/08/2020	73739	CIVIQ PTY LTD	AQUIFIL FLEXISHOWER	\$ 1,020.80
10/08/2020	73500	CJD EQUIPMENT PTY LTD	PLANT PURCHASES / SERVICES / PARTS	\$ 616.21
31/08/2020	73983	CLEANAWAY	WASTE MANAGEMENT SERVICES	\$ 5,305.74
10/08/2020	73514	CLEANAWAY OPERATIONS PTY LTD	MAINTENANCE PARTS WASHER	\$ 965.80
21/08/2020	73671	CLEANAWAY SOLID WASTE PTY LTD	WASTE DISPOSAL SERVICES	\$ 45,080.15
5/08/2020	73400	CLINTON LONG PROJECT MANAGEMENT PTY LTD	HERITAGE RESTORATION SPECIALIST	\$ 18,828.10
10/08/2020	73572	CLINTON LONG PROJECT MANAGEMENT PTY LTD	HERITAGE RESTORATION SPECIALIST	\$ 130,639.62
31/08/2020	73986	COCA-COLA AMATIL	GLC KIOSK PURCHASES	\$ 804.12
5/08/2020	73382	COLES.COM.AU	COUNCIL & STAFF REFRESHMENTS	\$ 1,123.46
10/08/2020	73429	COLES.COM.AU	COUNCIL & STAFF REFRESHMENTS	\$ 54.31
31/08/2020	73907	COLES.COM.AU	COUNCIL & STAFF REFRESHMENTS	\$ 340.97
10/08/2020	73489	COMBINED SAFETY SOLUTIONS	SAFETY EQUIPMENT	\$ 1,597.90
27/08/2020	73828	COMBINED TEAM SERVICES	TRAINING SERVICES	\$ 244.20
31/08/2020	73898	COMPLETE PORTABLES	PORTABLE TOILET HIRE	\$ 1,087.92
31/08/2020	73923	COMPUTER WEST	INFORMATION TECHNOLOGY SUPPLIER	\$ 493.50
21/08/2020	73754	CONSULT DIRECT	CLEANING EQUIPMENT AND SERVICES	\$ 270.60
27/08/2020	73855	CONSULT DIRECT	CLEANING EQUIPMENT AND SERVICES	\$ 316.80
10/08/2020	73447	CORSIGN WA PTY LTD	SIGNAGE AND TRAFFIC ACCESSORIES	\$ 74.80
27/08/2020	73844	CORSIGN WA PTY LTD	SIGNAGE AND TRAFFIC ACCESSORIES	\$ 41.80
31/08/2020	73914	CORSIGN WA PTY LTD	SIGNAGE AND TRAFFIC ACCESSORIES	\$ 4,294.40
21/08/2020	73727	CR COX	COUNCILLOR PAYMENTS	\$ 2,837.56
21/08/2020	73728	CR CRONIN	COUNCILLOR PAYMENTS	\$ 2,837.56
21/08/2020	73606	CR GRANT HENLEY	COUNCILLOR PAYMENT	\$ 10,651.86
21/08/2020	73684	CR KELLY LINDA HICK	COUNCILLOR PAYMENT	\$ 4,538.91
27/08/2020	73848	CR KELLY LINDA HICK	COUNCILLOR PAYMENT	\$ 110.83
5/08/2020	73385	CR LYNDON MILES	COUNCILLOR PAYMENT	\$ 110.83
21/08/2020	73683	CR LYNDON MILES	COUNCILLOR PAYMENT	\$ 2,837.56
21/08/2020	73653	CR ROSS PAINE	COUNCILLOR PAYMENT	\$ 3,097.54
21/08/2020	73726	CR J BARRETT-LENNARD	COUNCILLOR PAYMENTS	\$ 2,837.56
21/08/2020	73655	CR. P CARTER	COUNCILLOR PAYMENT	\$ 2,837.56
21/08/2020	73723	CR. SUSAN RICCELLI	COUNCILLOR PAYMENT	\$ 2,837.56
10/08/2020	73420	CRANEFORD PLUMBING PTY LTD	PLUMBING SERVICES	\$ 2,405.15
21/08/2020	73633	CRANEFORD PLUMBING PTY LTD	PLUMBING SERVICES	\$ 2,127.20
27/08/2020	73832	CRANEFORD PLUMBING PTY LTD	PLUMBING SERVICES	\$ 4,842.25
31/08/2020	73899	CRANEFORD PLUMBING PTY LTD	PLUMBING SERVICES	\$ 274.26
10/08/2020	73542	CRAVEN FOODS	GLC KIOSK PURCHASES	\$ 954.00
21/08/2020	73795	CRAVEN FOODS	GLC KIOSK PURCHASES	\$ 610.48

DATE	REF #	NAME	DESCRIPTION	AMOUNT
21/08/2020	73806	CROSS SECURITY SERVICES	SECURITY SERVICES	\$ 801.90
21/08/2020	73736	CRYSTAL MCKENNA	BOND REFUND	\$ 100.00
21/08/2020	73708	CS LEGAL - CLOISTERS SQUARE	LEGAL RECOVERY ON RATING DEBTS	\$ 2,107.26
13/08/2020	73589	CSA OFFICIAL RECEIPTS ACCOUNT	SALARY DEDUCTIONS	\$ 896.25
27/08/2020	73820	CSA OFFICIAL RECEIPTS ACCOUNT	SALARY DEDUCTIONS	\$ 896.25
31/08/2020	73922	CSSTECH GROUP PTY LTD	ICT SERVICES	\$ 9,057.40
27/08/2020	73864	CUTTING EDGES EQUIPMENT PARTS PTY LTD	MAINTENANCE SERVICES	\$ 5,041.30
21/08/2020	73644	CYNTHIA DIX	ART SALES	\$ 52.50
10/08/2020	73428	D MCKENZIE T/A LITORIA ECOSERVICES	CONSULTANCY SERVICES	\$ 1,309.00
31/08/2020	73905	D MCKENZIE T/A LITORIA ECOSERVICES	CONSULTANCY SERVICES	\$ 462.00
10/08/2020	73495	DAVID CORBETT	ABORIGINAL ADVISOR	\$ 1,072.04
10/08/2020	73544	DAVID MILDWATERS ELECTRICAL	MAINTENANCE SERVICES	\$ 707.79
31/08/2020	73974	DAVID MILDWATERS ELECTRICAL	MAINTENANCE SERVICES	\$ 4,179.21
21/08/2020	73740	DAVID WILLS AND ASSOCIATES	CONSULTING ENGINEERING	\$ 2,502.50
31/08/2020	73935	DAVID WILLS AND ASSOCIATES	CONSULTING ENGINEERING	\$ 797.50
21/08/2020	73716	DELNORTH PTY LTD	STEEL GUIDE POST SUPPLIER	\$ 6,523.00
21/08/2020	73640	DEPARTMENT OF HUMAN SERVICES	CHARGES FOR CENTREPAY FACILITY	\$ 143.55
31/08/2020	73881	DEPARTMENT OF PLANNING, LANDS AND HERITAGE	LEASE AGREEMENT	\$ 550.00
31/08/2020	73882	DEPARTMENT OF PLANNING, LANDS AND HERITAGE	LEASE AGREEMENT	\$ 2,061.20
10/08/2020	73404	DEPARTMENT OF PREMIER AND CABINET STATE	LEGAL PUBLICATIONS	\$ 226.20
31/08/2020	73886	DEPARTMENT OF PREMIER AND CABINET STATE	LEGAL PUBLICATIONS	\$ 108.15
27/08/2020	73846	DEPARTMENT OF WATER AND ENVIRONMENT REGULATIONS	ENVIRONMENTAL SERVICES	\$ 6,489.97
12/08/2020	73580	DEVLYN CONSTRUCTIONS PTY LTD	CONSTRUCTION SERVICES	\$ 115,513.70
14/08/2020	73595	DEVLYN CONSTRUCTIONS PTY LTD	CONSTRUCTION SERVICES	\$ 255,763.30
21/08/2020	73710	DHARMAPALA KADAMPA MEDITATION CENTRE	BOND REFUND	\$ 596.00
10/08/2020	73482	DIESEL AND HYDRAULIC SERVICES SOUTH WEST	PLANT REPAIR AND MAINTENANCE	\$ 484.00
10/08/2020	73460	DISCOVER DEADLY	SNAKE SAFETY AWARENESS	\$ 510.00
10/08/2020	73494	DOMINIC BRINSMEAD	REFUND GLC MEMBERSHIP	\$ 808.00
31/08/2020	73995	DOOR HARDWARE SOLUTIONS	HARDWARE SUPPLIES	\$ 2,855.93
21/08/2020	73685	DORSOGNA LIMITED	ICE CREAM AND SMALL GOODS - GLC CAFÉ	\$ 1,865.94
10/08/2020	73441	DOUTH CONTRACTING	PROPERTY & GARDEN MAINTENANCE	\$ 1,349.15
21/08/2020	73667	DOUTH CONTRACTING	PROPERTY & GARDEN MAINTENANCE	\$ 3,867.60
27/08/2020	73841	DOUTH CONTRACTING	PROPERTY & GARDEN MAINTENANCE	\$ 4,371.40
10/08/2020	73488	DOWN SOUTH SCAFFOLDING PTY LTD	SCAFFOLDING SUPPLY & INSTALLATION SERVICE	\$ 5,699.65
21/08/2020	73783	DOWN SOUTH TURF	TURF SERVICES	\$ 2,700.00
10/08/2020	73424	DOWN SOUTH WINDOW TINT	PLANT WINDSCREEN REPAIRS	\$ 366.50
21/08/2020	73638	DOWN SOUTH WINDOW TINT	PLANT WINDSCREEN REPAIRS	\$ 385.00
10/08/2020	73574	DR STEPHEN VAN LEEUWEN	ADVICE ON NOONGAR PARTICIPATION ON BEACH	\$ 2,415.32
21/08/2020	73625	DS SADDLETON	ART SALES	\$ 10.50
27/08/2020	73860	DUCHESS MEDICAL PRACTICE	MEDICAL SERVICES	\$ 159.90
31/08/2020	73981	DUNSBOROUGH & DISTRICTS PROGRESS ASSOCIATION	EVENT SPONSORSHIP	\$ 1,340.00
10/08/2020	73518	DUNSBOROUGH BOBCAT SERVICE	EARTHMOVING - BOBCAT HIRE	\$ 5,060.00
21/08/2020	73775	DUNSBOROUGH BOBCAT SERVICE	EARTHMOVING - BOBCAT HIRE	\$ 6,930.00
21/08/2020	73643	DUNSBOROUGH GREENFIELDS COMMUNITY GROUP	MEETING ROOM HIRE	\$ 100.00
31/08/2020	73980	DUNSBOROUGH RURAL SUPPLIES	RURAL SUPPLIES	\$ 27.45
10/08/2020	73523	DUNSBOROUGH SIGNS & GRAPHICS	SIGNAGE SERVICES	\$ 902.00
10/08/2020	73555	DUNSBOROUGH YALLINGUP CHAMBER OF COMMERCE	ECONOMIC AND COMMUNITY GRANT	\$ 3,000.00
12/08/2020	73577	DYMOCKS BUSSETON	LIBRARY RESOURCES	\$ 147.83
10/08/2020	73528	E & M J ROSHER PTY LTD	VEHICLE PARTS	\$ 2,200.00
21/08/2020	73659	ECHO FIELD PTY LTD	BUSH FIRE INSPECTION WORKS/WEED CONTROL	\$ 4,133.36
31/08/2020	73909	EF DAY & SN WILLIAMS	MAINTENANCE SERVICES	\$ 2,380.00
31/08/2020	73925	EIS CONTROL PTY LTD	ELECTRICAL SERVICES	\$ 515.23
21/08/2020	73674	ELAMOORE NATURAL SOAPS & COSMETICS PTY LTD	ART SALES	\$ 91.00
21/08/2020	73618	ELECTIONS AUSTRALIA PTY LTD	STAFF ELECTIONS	\$ 748.00
31/08/2020	73979	ELITE POOL COVERS PTY LTD	POOL SERVICES	\$ 800.00
21/08/2020	73698	ELIZABETH BINT	ART SALES	\$ 280.00
21/08/2020	73621	ELIZABETH ROYCE	ART SALES	\$ 56.00
21/08/2020	73603	ELLIOTS IRRIGATION PTY LTD	IRRIGATION SERVICES	\$ 858.00
10/08/2020	73422	ERG ELECTRICS PTY LTD	ELECTRICAL COMMUNICATION SERVICES	\$ 15,778.40
21/08/2020	73648	EVERETT'S HOME MAINTENANCE	MAINTENANCE SERVICES	\$ 1,593.00
31/08/2020	73908	EVERETT'S HOME MAINTENANCE	CATERING	\$ 298.50
21/08/2020	73729	EVOLVE PLUS PTY LTD	BOOKINGS & PRINT MANAGEMENT SOLUTIONS	\$ 13,684.00
14/08/2020	73601	EXTERIA STREET & PARK OUTFITTERS	NORFOLK BIN SURROUNDS	\$ 7,300.70
21/08/2020	73743	EY TRADING PTY LTD	VIDEO AND PHOTOSHOOT EC & COMM SUPP GRANT	\$ 3,300.00
10/08/2020	73478	FE TECHNOLOGIES PTY LTD	RFID EQUIPMENT	\$ 110.00
10/08/2020	73501	FENNESSY'S	VEHICLE PURCHASES / SERVICES / PARTS	\$ 543.92
27/08/2020	73857	FENNESSY'S	VEHICLE PURCHASES / SERVICES / PARTS	\$ 226.34
21/08/2020	73688	FIRE AND SAFETY AUSTRALIA	TRAINING AND SAFETY EQUIPMENT	\$ 2,200.00
31/08/2020	73903	FOUNDER ENTERPRISES PTY LTD T/AS FORTUS	EARTHMOVING PARTS	\$ 4,291.49
10/08/2020	73419	FOUR POINTS BY SHERATON	ACCOMMODATION	\$ 678.00
31/08/2020	73989	FREEHILLS EFT ACCOUNT	LEGAL SERVICES	\$ 774.85
5/08/2020	73384	FRESH AS	REFRESHMENTS	\$ 211.00
21/08/2020	73681	FRESH AS	REFRESHMENTS	\$ 134.80
27/08/2020	73847	FRESH AS	REFRESHMENTS	\$ 52.75
31/08/2020	73920	FRESH AS	REFRESHMENTS	\$ 105.50
31/08/2020	73944	FTE ENGINEERING	MAINTENANCE SERVICES	\$ 5,148.00
31/08/2020	73891	FULTON HOGAN INDUSTRIES PTY LTD	MAINTENANCE SERVICES	\$ 5,012.70
21/08/2020	73676	FYFE PTY LTD	CONTAMINATED LAND AUDITOR SERVICES	\$ 2,090.00
10/08/2020	73554	GANNAWAYS CHARTER AND TOURS	BUS HIRE SERVICE	\$ 1,030.00
10/08/2020	73505	GB & VJ BRIERLEY	STAFF REIMBURSEMENT	\$ 500.00
10/08/2020	73502	GEMI PTY LTD	MAINTENANCE SERVICES	\$ 1,731.40
21/08/2020	73763	GEMI PTY LTD	MAINTENANCE SERVICES	\$ 35.77
10/08/2020	73450	GEOBOX PTY LTD	VEHICLE CAMERAS	\$ 1,432.20
21/08/2020	73677	GEOBOX PTY LTD	VEHICLE CAMERAS	\$ 264.00
10/08/2020	73490	GEOGRAFIA PTY LTD	SPENDMAPP SUBSCRIPTION	\$ 19,250.00
21/08/2020	73670	GEOGRAPHE COMMUNITY LANDCARE NURSERY	NURSERY SUPPLIES	\$ 1,810.00
21/08/2020	73772	GEOGRAPHE PETROLEUM	FUEL SERVICES	\$ 16,944.88
21/08/2020	73808	GEOGRAPHE SAWS AND MOWERS	PLANT PURCHASES / SERVICES / PARTS	\$ 1,810.10
31/08/2020	73990	GEOGRAPHE SAWS AND MOWERS	PLANT PURCHASES / SERVICES / PARTS	\$ 55.20
10/08/2020	73503	GEOGRAPHE TIMBER & HARDWARE	HARDWARE SUPPLIES	\$ 483.70

DATE	REF #	NAME	DESCRIPTION	AMOUNT
21/08/2020	73766	GEOGRAPHE TIMBER & HARDWARE	HARDWARE SUPPLIES	\$ 1,256.84
10/08/2020	73475	GEOSPREAD	GREEN WASTE MULCHING	\$ 43,833.90
10/08/2020	73551	GHD PTY LTD	CONSULTANCY SERVICES	\$ 6,921.09
14/08/2020	73594	GODDEN PROJECTS PTY LTD	BUILDING SERVICES	\$ 4,504.50
21/08/2020	73636	GRACE RECORDS MANAGEMENT (AUSTRALIA) PTY	STORAGE SERVICES	\$ 251.96
31/08/2020	73988	GRASSIAS TURF MANAGEMENT	CRICKET PITCH MANAGEMENT SERVICES	\$ 3,900.00
10/08/2020	73473	GREGORY CLIFTON	WATER REIMBURSEMENT	\$ 477.15
21/08/2020	73764	GROCOCK GLASS	GLASS WORK SERVICES	\$ 205.00
27/08/2020	73858	GROCOCK GLASS	GLASS WORK SERVICES	\$ 315.00
10/08/2020	73561	GUARDIAN TACTILE SYSTEMS	TACTILE SYSTEM SUPPLIER	\$ 153.19
10/08/2020	73511	HANSON CONSTRUCTION MATERIALS PTY LTD	CONCRETE SERVICES	\$ 6,447.54
31/08/2020	73949	HANSON CONSTRUCTION MATERIALS PTY LTD	CONCRETE SERVICES	\$ 2,708.64
21/08/2020	73749	HAPPS POTTERY	ART SALES	\$ 91.70
10/08/2020	73476	HARGREAVES DESIGN GROUP	DESIGN SERVICES	\$ 2,090.55
21/08/2020	73722	HARGREAVES DESIGN GROUP	DESIGN SERVICES	\$ 1,232.00
31/08/2020	73933	HARGREAVES DESIGN GROUP	DESIGN SERVICES	\$ 550.00
12/08/2020	73579	HARVEY NORMAN	ELECTRICAL APPLIANCE SERVICES	\$ 378.95
27/08/2020	73837	HEALTHSCOPE MEDICAL CENTRES	MEDICAL SERVICES	\$ 75.00
21/08/2020	73687	HELEN READING	ART SALES	\$ 39.20
10/08/2020	73453	HI LIGHTING (1984) PTY LTD	LIGHTING SERVICES	\$ 423.50
10/08/2020	73565	HIP POCKET WORKWEAR	UNIFORMS & PROTECTIVE CLOTHING	\$ 170.95
31/08/2020	74001	HIP POCKET WORKWEAR	UNIFORMS & PROTECTIVE CLOTHING	\$ 425.66
21/08/2020	73771	HOLCIM	CONCRETE SERVICES	\$ 1,828.86
31/08/2020	73951	HOLCIM	CONCRETE SERVICES	\$ 1,499.30
14/08/2020	73600	IC DEVELOPMENTS PTY LTD T/AS INNOVEST CO	CONSTRUCTION SERVICES	\$ 278,814.41
21/08/2020	73805	IC DEVELOPMENTS PTY LTD T/AS INNOVEST CO	CONSTRUCTION SERVICES	\$ 23,596.20
27/08/2020	73872	IC DEVELOPMENTS PTY LTD T/AS INNOVEST CO	CONSTRUCTION SERVICES	\$ 1,540.00
10/08/2020	73481	ICEQUEEN ICE-CREAM	MOBILE ICE-CREAM VAN SERVICES-VACATION CARE	\$ 108.50
10/08/2020	73464	ILLION AUSTRALIA PTY LTD	TENDER ADVERTISING AND MANAGEMENT	\$ 295.69
31/08/2020	73929	ILLION AUSTRALIA PTY LTD	TENDER ADVERTISING AND MANAGEMENT	\$ 80.26
10/08/2020	73486	INDUSTRIAL ROADPAVERS (WA) PTY LTD	CIVIL AND LANDSCAPING WORKS	\$ 232,712.88
10/08/2020	73487	INK STRATEGY	CULTURAL INTERPRETATION STRATEGY	\$ 16,918.00
21/08/2020	73737	INSTANT PRODUCTS HIRE	PUBLIC ABLUTIONS HIRE AND SALES	\$ 2,763.07
10/08/2020	73426	INVASIVE SPECIES PTY LTD	FOX BAITING	\$ 944.90
10/08/2020	73539	IPWEA	MEMBERSHIP	\$ 1,375.00
21/08/2020	73619	JALINDIA GALLERY & FRAMERS	ART SALES	\$ 28.00
10/08/2020	73472	JAMES BENNETT	SPECIALIST LIBRARY RESOURCES	\$ 20.07
5/08/2020	73379	JAMES GIBSON	STUDY ASSISTANCE REIMBURSEMENT	\$ 4,000.00
21/08/2020	73755	JASON CALLAGHAN	COG FILMING	\$ 250.00
10/08/2020	73506	JASON SIGNMAKERS	SIGNAGE SUPPLIES	\$ 8,980.80
31/08/2020	73945	JASON SIGNMAKERS	SIGNAGE SUPPLIES	\$ 287.01
10/08/2020	73458	JCW ELECTRICAL GROUP PTY LTD	ELECTRICAL CONTRACTING	\$ 405.80
28/08/2020	73877	JEFFREY CHARLES CADD	STAFF REIMBURSEMENT	\$ 868.60
21/08/2020	73673	JENNIFER BROWN	ART SALES	\$ 50.80
10/08/2020	73407	JIGSAW SIGNS & PRINT	SIGNAGE SERVICES	\$ 1,124.00
21/08/2020	73610	JIGSAW SIGNS & PRINT	SIGNAGE SERVICES	\$ 936.80
10/08/2020	73427	JIMS FIRST	HARDWARE SUPPLIES	\$ 894.10
21/08/2020	73642	JIMS FIRST	HARDWARE SUPPLIES	\$ 74.70
5/08/2020	73390	JOANNA GARDINER	BTTP REFUND	\$ 110.00
21/08/2020	73751	JOEL SMOKER	ART SALES	\$ 350.00
21/08/2020	73757	JOHN HENDRIKS	BTTP REFUND	\$ 162.00
5/08/2020	73389	JS BALL AND MP ORR	GLC REFUND	\$ 617.50
21/08/2020	73712	JULIE GUTHRIDGE	ART SALES	\$ 64.05
10/08/2020	73457	KABLING CAR WASH	CAR WASH	\$ 300.00
27/08/2020	73853	KARL D CLIVELY	IRRIGATION AND PROJECT MANAGEMENT	\$ 631.40
10/08/2020	73445	KATHERINE M GARNETT	WELLNESS PROGRAM	\$ 2,800.00
27/08/2020	73842	KATHERINE M GARNETT (KATIE YOGA)	WELLNESS PROGRAM	\$ 1,815.00
10/08/2020	73497	KEITH & TRACIE YARDLEY	BTTP REFUND	\$ 62.00
10/08/2020	73463	KENT LYON ARCHITECT	DESIGN SERVICES	\$ 7,370.00
21/08/2020	73700	KENT LYON ARCHITECT	DESIGN SERVICES	\$ 1,166.00
31/08/2020	73957	KENT STREET BAKERY	CATERING	\$ 20.00
21/08/2020	73616	KERRY HILL ARCHITECTS	ARCHITECTURAL SERVICES	\$ 223,406.15
10/08/2020	73437	KESTRAL COMPUTING PTY LTD	BOOKING SYSTEM ANNUAL LICENCE & SUPPORT FEES	\$ 16,655.10
21/08/2020	73750	KEY SOURCE RAIL PTY LTD	RAIL MAINTENANCE EQUIPMENT	\$ 1,023.00
21/08/2020	73753	KIT PRENDERGAST	ECOLOGICAL CONSULTANCY	\$ 300.00
10/08/2020	73452	KITCHEN TAKEOVERS	CATERING	\$ 588.00
21/08/2020	73679	KITCHEN TAKEOVERS	CATERING	\$ 678.00
31/08/2020	73919	KITCHEN TAKEOVERS	CATERING	\$ 454.00
10/08/2020	73536	KLEENHEAT GAS	GAS SERVICES	\$ 1,358.53
21/08/2020	73645	KLEENHEAT NATURAL GAS	KOOKABURRA NATURAL GAS	\$ 589.10
10/08/2020	73461	KMART BUSSELTON	ASSORTED ITEMS FOR SCHOOL HOLIDAY PROGRAM	\$ 273.00
5/08/2020	73393	KR & SM PANKHURST	BTTP REFUND	\$ 62.00
10/08/2020	73403	LANDGATE	CAVEAT FEE	\$ 131.00
21/08/2020	73773	LANDGATE (VALUER GENERAL'S OFFICE)	LAND VALUATIONS	\$ 2,831.89
10/08/2020	73411	LANDMARK PRODUCTS LTD	ENVIRONMENTAL SERVICES	\$ 32,494.00
21/08/2020	73620	LANDMARK PRODUCTS LTD	ENVIRONMENTAL SERVICES	\$ 26,873.00
10/08/2020	73412	LANDSAVE ORGANICS	LANDSCAPING SERVICE	\$ 6,050.00
21/08/2020	73624	LANDSAVE ORGANICS	LANDSCAPING SERVICE	\$ 6,655.00
27/08/2020	73830	LANDSAVE ORGANICS	LANDSCAPING SERVICE	\$ 2,585.00
31/08/2020	73894	LANDSAVE ORGANICS	LANDSCAPING SERVICE	\$ 7,040.00
21/08/2020	73701	LANDSCAPE AND MAINTENANCE SOLUTIONS PTY	LANDSCAPING SERVICES	\$ 3,594.80
21/08/2020	73790	LAWRENCE & HANSON	ELECTRICAL/PROTECTIVE CLOTHING SUPPLIES	\$ 4,008.96
27/08/2020	73868	LAWRENCE & HANSON	ELECTRICAL/PROTECTIVE CLOTHING SUPPLIES	\$ 414.70
21/08/2020	73811	LE & OG ISBEL	ART SALES	\$ 44.80
21/08/2020	73608	LEEUWIN CIVIL PTY LTD	HIRE EQUIPMENT SERVICES	\$ 214,881.06
27/08/2020	73827	LEEUWIN CIVIL PTY LTD	HIRE EQUIPMENT SERVICES	\$ 14,348.03
31/08/2020	73890	LEEUWIN CIVIL PTY LTD	HIRE EQUIPMENT SERVICES	\$ 13,723.50
14/08/2020	73592	LEEUWIN COLLEGE OF PERFORMANCE	BOND REFUND	\$ 200.00
10/08/2020	73484	LEEUWIN OCEAN ADVENTURE FOUNDATION LTD	YOUTH DEVELOPMENT - LEEUWIN VOYAGE	\$ 587.50
31/08/2020	73987	LEEUWIN TRANSPORT	COURIER SERVICES	\$ 611.82

DATE	REF #	NAME	DESCRIPTION	AMOUNT
10/08/2020	73540	LGIS	INSURANCE SERVICES	\$ 2,006.82
31/08/2020	73939	LIBERTY ARTS	PERFORMING ARTS WORKSHOP	\$ 310.00
21/08/2020	73802	LINCOLN HIGGINS	WELDING SERVICES	\$ 88.00
10/08/2020	73496	LITTLE VILLAGE EVENTS	BOND REFUND	\$ 500.00
10/08/2020	73567	LOCAL GOVERNMENT PROFESSIONALS AUSTRALIA	TRAINING SERVICES	\$ 531.00
10/08/2020	73507	LOCAL HEALTH AUTHORITY ANALYTICAL COM	HEALTH ANALYSIS SERVICES	\$ 4,969.82
21/08/2020	73731	LOCK AROUND THE CLOCK	SECURITY SERVICES	\$ 1,030.00
21/08/2020	73650	LOTIX FILTER CLEANING SERVICE	PLANT FILTER CLEANING SERVICE	\$ 359.06
21/08/2020	73668	LYNNE MITCHELL	ART SALES	\$ 366.30
31/08/2020	73972	M & B SALES	HARDWARE SERVICES	\$ 594.54
10/08/2020	73509	MACDONALD JOHNSTON PTY LTD	ENGINEERING - PLANT SPARES & SERVICING	\$ 437.24
31/08/2020	73947	MACDONALD JOHNSTON PTY LTD	ENGINEERING - PLANT SPARES & SERVICING	\$ 964.36
10/08/2020	73440	MACHINERY WEST PTY LTD	MACHINERY SERVICE AND PARTS	\$ 945.33
10/08/2020	73522	MAJOR MOTORS PTY LTD	PLANT PURCHASES / SERVICES / PARTS	\$ 648.35
21/08/2020	73782	MAJOR MOTORS PTY LTD	PLANT PURCHASES / SERVICES / PARTS	\$ 243.71
10/08/2020	73508	MALATESTA ROAD PAVING	ROAD HOTMIX / PAVING SERVICES	\$ 1,170.00
21/08/2020	73767	MALATESTA ROAD PAVING	ROAD HOTMIX / PAVING SERVICES	\$ 16,137.00
27/08/2020	73861	MALATESTA ROAD PAVING	ROAD HOTMIX / PAVING SERVICES	\$ 35,217.60
31/08/2020	73946	MALATESTA ROAD PAVING	ROAD HOTMIX / PAVING SERVICES	\$ 3,106.40
31/08/2020	73982	MALCOLM THOMPSON PUMPS	PUMP SERVICES	\$ 833.80
14/08/2020	73598	MARJORIE PADILLA	BITP REFUND	\$ 62.00
10/08/2020	73431	MARKETFORCE PTY LTD	ADVERTISING SERVICES	\$ 513.99
21/08/2020	73649	MARKETFORCE PTY LTD	ADVERTISING SERVICES	\$ 348.48
10/08/2020	73562	MCGREGOR WJ & J	MANAGEMENT BUSSELTON JETTY TOURIST PARK	\$ 43,908.01
31/08/2020	73896	MCLEODS BARRISTERS & SOLICITORS	LEGAL SERVICES	\$ 2,989.71
21/08/2020	73760	ME RAINIEY T/AS PK COURIERS	COURIER SERVICES	\$ 181.50
21/08/2020	73717	MECHANICAL PROJECT SERVICES	AIRCONDITIONING & REFRIGERATION SERVICES	\$ 2,840.20
21/08/2020	73798	MINTER ELLISON	LEGAL SERVICES	\$ 1,209.78
10/08/2020	73563	MJB INDUSTRIES	DRAINAGE SUPPLIES	\$ 880.00
21/08/2020	73812	MJB INDUSTRIES	DRAINAGE SUPPLIES	\$ 2,900.70
21/08/2020	73664	MOORE STEPHENS WA PTY LTD	RATE COMPARISON REPORT	\$ 242.00
10/08/2020	73569	MP & M EVERUSS	STAFF REIMBURSEMENT	\$ 175.00
10/08/2020	73558	MTU DETROIT DIESEL AUSTRALIA	PLANT PURCHASES / SERVICES / PARTS	\$ 135.19
21/08/2020	73809	MTU DETROIT DIESEL AUSTRALIA	PLANT PURCHASES / SERVICES / PARTS	\$ 250.67
27/08/2020	73836	NAMES PLUS EMBROIDERY	EMBROIDERY SERVICES	\$ 20.00
21/08/2020	73695	NATIONAL ASSOCIATION FOR THE VISUAL ARTS	MEMBERSHIP	\$ 345.00
21/08/2020	73733	NATURAL EDGE FRAMING & PHOTOGRAPHY	ART SALES	\$ 47.95
21/08/2020	73652	NATURALISTE HYGIENE SERVICES	HYGIENE SERVICES	\$ 6,945.45
27/08/2020	73840	NATURALISTS GARAGE DOORS	SHED MAINTENANCE	\$ 165.00
10/08/2020	73468	NETSTAR AUSTRALIA PTY LTD	GPS TELEMATICS	\$ 1,843.60
31/08/2020	74002	NEVERFAIL SPRINGWATER LTD	WATER REFILL SERVICE - DUNS WASTE FACILITY	\$ 303.95
10/08/2020	73510	NICHOLLS MACHINERY	PLANT PURCHASES / SERVICES / PARTS	\$ 945.14
21/08/2020	73768	NICHOLLS MACHINERY	PLANT PURCHASES / SERVICES / PARTS	\$ 1,898.92
31/08/2020	73948	NICHOLLS MACHINERY	PLANT PURCHASES / SERVICES / PARTS	\$ 72.00
10/08/2020	73410	NL & KE SEARLE	STAFF REIMBURSEMENT	\$ 90.00
10/08/2020	73425	NSCO CONSULTING	CONSULTANCY AND TRAINING	\$ 2,099.00
27/08/2020	73834	NSCO CONSULTING	CONSULTANCY AND TRAINING	\$ 1,049.95
10/08/2020	73471	OILVAC AUSTRALIA PTY LTD	OIL CHANGING EQUIPMENT	\$ 2,182.40
21/08/2020	73714	OILVAC AUSTRALIA PTY LTD	OIL CHANGING EQUIPMENT	\$ 130.78
31/08/2020	73885	OLIVER DARBY	STAFF REIMBURSEMENT	\$ 79.99
31/08/2020	74000	ONEMUSIC AUSTRALIA	MUSIC LICENSES	\$ 4,340.46
31/08/2020	73927	ONSITE RENTAL GROUP OPERATIONS PTY LTD	PLANT HIRE	\$ 4,963.28
12/08/2020	73576	OPTUS BILLING SERVICES PTY LTD	FIXED INTERNET ACCESS	\$ 2,500.00
27/08/2020	73833	OPTUS BILLING SERVICES PTY LTD	FIXED INTERNET ACCESS	\$ 1,164.40
21/08/2020	73778	OTIS ELEVATOR COMPANY PTY LTD	ELEVATOR SERVICES	\$ 6,325.00
21/08/2020	73615	OZCAD PTY LTD	SOFTWARE SUPPLIES	\$ 165.00
21/08/2020	73691	PAINT INDUSTRIES PTY LTD	PAINT REQUIREMENTS	\$ 93.75
14/08/2020	73597	PAMELA HARVEY	BOND REFUND	\$ 100.00
21/08/2020	73637	PANCAKE DESIGNS RESIN	ART SALES	\$ 31.50
10/08/2020	73556	PARKS AND LEISURE AUSTRALIA (NATIONAL)	PLA PARKS & LEISURE MEMBERSHIP	\$ 297.00
5/08/2020	73391	PAUL AXON	BITP REFUND	\$ 154.00
28/08/2020	73835	PAYMENT CANCELLED	TECHNICAL CONSULTING	\$ -
21/08/2020	73744	PEDRO'S MEXICAN	MARKETING AND DEVELOPMENT EC & COMM SUPP GRANT	\$ 770.00
10/08/2020	73515	PENDREY AGENCIES P/L	CHEMICAL/RURAL SUPPLIES	\$ 1,139.35
10/08/2020	73535	PENFOLDS TRANSPORT PTY LTD	CARTAGE SERVICES	\$ 2,150.50
10/08/2020	73493	PENNY HOLMES-BROWN	GLC MEMBERSHIP REFUND	\$ 538.45
5/08/2020	73380	PERTH ENERGY PTY LTD	ELECTRICITY SUPPLIER	\$ 49,253.42
21/08/2020	73730	PETER FRENCH	ANIMAL REGISTRATION REFUND	\$ 100.00
21/08/2020	73607	PHIL HOLLETT PHOTOGRAPHY	ART SALES	\$ 26.25
31/08/2020	73892	PHOENIX FOUNDRY PTY LTD	MEMORIAL PLAQUES SUPPLIER	\$ 271.70
27/08/2020	73875	PHYSIO SOUTHWEST	MEDICAL SERVICES	\$ 576.00
21/08/2020	73693	PLANTRITE	PLANT AND TREE SUPPLY	\$ 4,619.69
27/08/2020	73849	POWER MEDICAL CENTRE	PRE EMPLOYMENT MEDICAL	\$ 290.00
31/08/2020	73930	POWER MEDICAL CENTRE	PRE EMPLOYMENT MEDICAL	\$ 290.00
10/08/2020	73521	PRESTIGE PRODUCTS	HOSPITALITY EQUIPMENT SUPPLIER	\$ 1,385.78
21/08/2020	73781	PRESTIGE PRODUCTS	HOSPITALITY EQUIPMENT SUPPLIER	\$ 2,089.67
27/08/2020	73863	PRESTIGE PRODUCTS	HOSPITALITY EQUIPMENT SUPPLIER	\$ 547.89
31/08/2020	73955	PRESTIGE PRODUCTS	HOSPITALITY EQUIPMENT SUPPLIER	\$ 312.40
21/08/2020	73732	PROFESSIONAL CABLING SERVICES	CABLING SERVICES	\$ 990.00
10/08/2020	73519	PRO-LINE KERBING	KERBING SERVICES	\$ 4,978.49
31/08/2020	73953	PRO-LINE KERBING	KERBING SERVICES	\$ 1,155.00
21/08/2020	73660	PVR INDUSTRIAL PTY LTD	INDUSTRIAL PUMP REPAIRS	\$ 2,424.28
21/08/2020	73651	RANTAM PTY LTD T/A SHEDS DOWN SOUTH	SHED CONSTRUCTION	\$ 24,000.00
31/08/2020	73910	RANTAM PTY LTD T/A SHEDS DOWN SOUTH	SHED CONSTRUCTION	\$ 100.00
5/08/2020	73392	REBECCA MARSH	BOND REFUND	\$ 100.00
21/08/2020	73704	REGIONAL CAPITALS AUSTRALIA	MEMBERSHIP	\$ 8,800.00
5/08/2020	73395	REPCO AUTO PARTS	PLANT PURCHASES / SERVICES / PARTS	\$ 2,017.63
31/08/2020	73958	REPCO AUTO PARTS	PLANT PURCHASES / SERVICES / PARTS	\$ 132.77
10/08/2020	73550	RICOH BUSINESS CENTRE	OFFICE EQUIPMENT SERVICES - PHOTOCOPYING	\$ 299.00
21/08/2020	73804	RICOH BUSINESS CENTRE	OFFICE EQUIPMENT SERVICES - PHOTOCOPYING	\$ 1,006.60

DATE	REF #	NAME	DESCRIPTION	AMOUNT
21/08/2020	73612	R/W & DA BUTLER	ART SALES	\$ 62.30
31/08/2020	73996	RMS (AUSTRALIA)P/L	SOFTWARE SERVICES	\$ 103.95
21/08/2020	73747	ROBIN BIGWOOD	ART SALES	\$ 2,117.50
21/08/2020	73777	RODS AUTO ELECTRICS	AUTO ELECTRICAL SERVICES	\$ 668.16
21/08/2020	73758	ROSALIND CAMPBELL	STAFF REIMBURSEMENT	\$ 96.15
21/08/2020	73756	ROWLAND NEILL	BJTP REFUND	\$ 72.00
21/08/2020	73769	ROYAL LIFE SAVING SOCIETY - AUSTRALIA	TRAINING SERVICES	\$ 2,762.00
31/08/2020	73938	SAGE CONSULTING ENGINEERS PTY LTD	ELECTRICAL CONSULTING ENGINEER	\$ 1,980.00
10/08/2020	73405	SALACIA FASHION SWIMWEAR	WEB SITE AND E-COMMERCE EC & COMM SUPP GRANT	\$ 2,000.00
31/08/2020	73991	SANPOINT PTY LTD	LANDSCAPING SERVICES	\$ 2,420.00
27/08/2020	73845	SARAH'S PLACE	HOMEWARE RETAILER	\$ 1,000.00
21/08/2020	73630	SCOPE BUSINESS IMAGING	ELECTRONIC EQUIPMENT	\$ 192.50
10/08/2020	73466	SCOTTISH PACIFIC BUSINESS FINANCE	TRAFFIC MANAGEMENT SERVICES	\$ 7,915.20
31/08/2020	73932	SCOTTISH PACIFIC BUSINESS FINANCE	TRAFFIC MANAGEMENT SERVICES	\$ 5,511.42
28/08/2020	73876	SE & SJ REYNOLDS	CATERING	\$ 1,520.00
31/08/2020	73928	SEA CHANGE NEWS	STATIONERY AND OFFICE SUPPLIES	\$ 241.54
10/08/2020	73477	SELTONSUPA PTY LTD	ELECTRICAL APPLIANCE SERVICES	\$ 159.90
31/08/2020	73900	SHANNON PETTINGELL	STAFF REIMBURSEMENT	\$ 15.14
31/08/2020	73912	SHAPE MANAGEMENT	CONSULTANCY SERVICES FOR MAJOR PROJECTS	\$ 2,189.00
5/08/2020	73399	SHARON WILLIAMS	STAFF REIMBURSEMENT	\$ 42.00
10/08/2020	73564	SHORE COASTAL	COASTAL CONSULTANCY SERVICES	\$ 7,524.00
31/08/2020	73975	SIGMA CHEMICALS	CHEMICAL SUPPLIER	\$ 92.40
13/08/2020	73584	SMARTSALARY PTY LTD	SALARY PACKAGING SERVICE	\$ 18,275.46
27/08/2020	73815	SMARTSALARY PTY LTD	SALARY PACKAGING SERVICE	\$ 18,275.46
5/08/2020	73387	SONYA STEWART	INDIGENOUS ADVISOR	\$ 668.00
21/08/2020	73742	SOUTH WEST HYDRAULICS PTY LTD	HYDRAULIC HOSE AND COMPONENT REPAIR	\$ 1,760.00
10/08/2020	73465	SOUTH WEST OFFICE NATIONAL	STATIONERY	\$ 420.55
21/08/2020	73706	SOUTH WEST OFFICE NATIONAL	STATIONERY	\$ 1,613.53
27/08/2020	73850	SOUTH WEST OFFICE NATIONAL	STATIONERY	\$ 143.12
31/08/2020	73931	SOUTH WEST OFFICE NATIONAL	STATIONERY	\$ 331.16
10/08/2020	73512	SOUTH WEST STEEL PRODUCTS	STEEL PRODUCTS SUPPLIER	\$ 706.52
21/08/2020	73770	SOUTH WEST STEEL PRODUCTS	STEEL PRODUCTS SUPPLIER	\$ 259.20
31/08/2020	73950	SOUTH WEST STEEL PRODUCTS	STEEL PRODUCTS SUPPLIER	\$ 451.78
21/08/2020	73678	SOUTHERN ATU SERVICES PTY LTD	WASTE MANAGEMENT SERVICES	\$ 1,116.20
31/08/2020	73917	SOUTHERN ATU SERVICES PTY LTD	WASTE MANAGEMENT SERVICES	\$ 296.50
10/08/2020	73462	SOUTHERN HABITAT NURSERY	NURSERY SUPPLIES	\$ 495.00
21/08/2020	73699	SOUTHERN HABITAT NURSERY	NURSERY SUPPLIES	\$ 2,246.50
10/08/2020	73504	SOUTHERN LOCK AND SECURITY	SECURITY SERVICES	\$ 88.00
21/08/2020	73801	SOUTHERN MACHINING & MAINTENANCE	PLANT MAINTENANCE SERVICES	\$ 110.00
10/08/2020	73513	SOUTHWEST EVENT HIRE	HIRE EQUIPMENT SERVICES	\$ 650.00
21/08/2020	73654	SOUTHWEST OUTDOOR POWER	PLANT PURCHASES / SERVICES / PARTS	\$ 226.05
10/08/2020	73543	SOUTHWEST TYRE SERVICE	PLANT TYRE SUPPLIER / REPAIRER	\$ 7,143.25
21/08/2020	73796	SOUTHWEST TYRE SERVICE	PLANT TYRE SUPPLIER / REPAIRER	\$ 3,298.75
31/08/2020	73973	SOUTHWEST TYRE SERVICE	PLANT TYRE SUPPLIER / REPAIRER	\$ 8,416.00
10/08/2020	73455	SPECTUR LTD	SOLAR SECURITY CAMERAS	\$ 1,584.00
10/08/2020	73571	SPORTSPOWER	SPORT EQUIPMENT SUPPLIER	\$ 159.00
21/08/2020	73697	SPORTSPOWER	SPORT EQUIPMENT SUPPLIER	\$ 330.00
31/08/2020	73918	ST GEORGE'S COMMUNITY CARE DUNSBOROUGH	MEETING ROOM HIRE	\$ 1,250.00
10/08/2020	73414	ST JOHN AMBULANCE	TRAINING SERVICES	\$ 320.00
27/08/2020	73862	STATE LIBRARY OF WESTERN AUSTRALIA	LIBRARY RESOURCES	\$ 2,194.50
31/08/2020	73906	STATEWIDE DOORS	MAINTENANCE SERVICES	\$ 440.00
21/08/2020	73759	STEWART & HEATON CLOTHING	PROTECTIVE CLOTHING SUPPLIER	\$ 1,562.31
31/08/2020	73941	STEWART & HEATON CLOTHING	PROTECTIVE CLOTHING SUPPLIER	\$ 293.83
13/08/2020	73583	STOCKER PRESTON RESIDENTIAL	RENT - A NOTTLE	\$ 860.00
27/08/2020	73814	STOCKER PRESTON RESIDENTIAL	RENT - A NOTTLE	\$ 860.00
10/08/2020	73557	STRATAGREEN	NURSERY SUPPLIES	\$ 801.16
10/08/2020	73553	SUEZ ENVIRONMENTAL	WASTE MANAGEMENT SERVICES	\$ 538.75
5/08/2020	73388	SUNFLOWERS FARM	VACATION CARE EXCURSION	\$ 526.50
21/08/2020	73602	SUNNY SIGN COMPANY PTY LTD	SIGNAGE SERVICES	\$ 1,995.95
27/08/2020	73824	SUNNY SIGN COMPANY PTY LTD	SIGNAGE SERVICES	\$ 6,587.13
31/08/2020	73884	SUNNY SIGN COMPANY PTY LTD	SIGNAGE SERVICES	\$ 5,287.70
13/08/2020	73591	SUPERCHOICE	SUPERANNUATION	\$ 165,211.41
27/08/2020	73822	SUPERCHOICE	SUPERANNUATION	\$ 162,382.00
27/08/2020	73874	SURVCON P/L	SURVEY SERVICES	\$ 577.50
10/08/2020	73520	SW PRECISION PRINT	PRINTING SERVICES	\$ 2,258.00
21/08/2020	73780	SW PRECISION PRINT	PRINTING SERVICES	\$ 846.00
31/08/2020	73954	SW PRECISION PRINT	PRINTING SERVICES	\$ 556.00
21/08/2020	73696	SWEET & UNIQUE (WA) PTY LTD T/AS LUV A L	CONFECTIONERY/GIFT HAMPER	\$ 109.95
31/08/2020	73883	SYNERGY	ELECTRICITY SUPPLIES	\$ 82,916.75
31/08/2020	73916	TAS'S BAKERY	CATERING	\$ 715.60
10/08/2020	73451	TENDERLINK.COM	TENDER ADVERTISING	\$ 165.00
10/08/2020	73408	THAT GUY'S RECYCLING PTY LTD T/A ;;TOTAL	RECYCLING E-WASTE SERVICES	\$ 3,414.02
12/08/2020	73575	THE ASSOCIATION FOR PAYROLL SPECIALISTS	MEMBERSHIP / CONFERENCE	\$ 985.00
10/08/2020	73538	THE EQUINOX	CATERING	\$ 40.00
21/08/2020	73694	THE GOOD EGG CAFE	VENUE HIRE AND CATERING	\$ 530.00
6/08/2020	73401	THE GOOD GUYS BUSSELTON	ELECTRICAL SUPPLIES	\$ 1,134.00
31/08/2020	73888	THE GOOD GUYS BUSSELTON	ELECTRICAL SUPPLIES	\$ 512.00
10/08/2020	73436	THE GOOSE CAFE	CATERING	\$ 38.50
21/08/2020	73661	THE PLANT SUPPLY CO	NURSERY SERVICES	\$ 2,486.00
31/08/2020	73937	THE TRUSTEE FOR WASP UNIT TRUST	SIGNAGE SERVICES	\$ 4,804.80
21/08/2020	73622	THE TUBE NURSERY - MARGARET RIVER	NURSERY SUPPLIES	\$ 1,348.00
10/08/2020	73430	THE URBAN COFFEE HOUSE	CATERING	\$ 535.00
12/08/2020	73578	THE URBAN COFFEE HOUSE	CATERING	\$ 760.50
21/08/2020	73647	THE URBAN COFFEE HOUSE	CATERING	\$ 1,164.90
31/08/2020	73901	THOMSON REUTERS (PROFESSIONAL) AUSTRALIA	RECRUITMENT SERVICES	\$ 15,800.74
5/08/2020	73394	TINA RICE	BOND REFUND	\$ 100.00
14/08/2020	73593	TISCHH MARKETING	MARKETING SERVICES	\$ 200.00
10/08/2020	73469	TOLL TRANSPORT PTY LTD	COURIER SERVICES	\$ 242.28
21/08/2020	73711	TOLL TRANSPORT PTY LTD	COURIER SERVICES	\$ 259.32
27/08/2020	73851	TOLL TRANSPORT PTY LTD	COURIER SERVICES	\$ 46.59

DATE	REF #	NAME	DESCRIPTION	AMOUNT
21/08/2020	73792	TOTAL EDEN PTY LTD	RETICULATION SUPPLIES	\$ 2,861.04
31/08/2020	73992	TOTAL HORTICULTURAL SERVICES	LANDSCAPING SERVICES	\$ 10,807.40
31/08/2020	73993	TOTALY SOUND	EQUIPMENT HIRE	\$ 1,234.37
21/08/2020	73669	TOX FREE WASTE MANAGEMENT SOLUTIONS	CHEMICAL DISPOSAL SERVICES	\$ 3,026.67
10/08/2020	73566	T-QUIP	MOWER PARTS & SERVICE	\$ 953.60
21/08/2020	73813	T-QUIP	MOWER PARTS & SERVICE	\$ 357.40
31/08/2020	74003	T-QUIP	MOWER PARTS & SERVICE	\$ 454.30
21/08/2020	73614	TRACIE ANDERSON	ART SALES	\$ 85.50
21/08/2020	73713	TRACIE WALSH	ART PROGRAM FACILITATOR / ART SALES	\$ 200.00
5/08/2020	73398	TRADE HIRE	PLANT HIRE & EQUIPMENT SERVICES	\$ 10,231.57
28/08/2020	73879	TRADE HIRE	PLANT HIRE & EQUIPMENT SERVICES	\$ 50.00
31/08/2020	73994	TRADE HIRE	PLANT HIRE & EQUIPMENT SERVICES	\$ 4,442.30
27/08/2020	73859	TREVORS CARPETS BUSSELTON	FLOOR COVERING SERVICE	\$ 1,450.00
27/08/2020	73838	TROPHIES ON TIME	NAME BADGE SUPPLIER	\$ 44.00
10/08/2020	73448	TRUCK CENTRE (WA) PTY LTD	NEW VEHICLE PARTS & SERVICE	\$ 488.55
21/08/2020	73675	TRUCK CENTRE (WA) PTY LTD	NEW VEHICLE PARTS & SERVICE	\$ 138.31
31/08/2020	73915	TRUCK CENTRE (WA) PTY LTD	NEW VEHICLE PARTS & SERVICE	\$ 138.31
10/08/2020	73439	TRUE TRACK TRUCK ALIGNING	WHEEL ALIGNMENT SERVICES	\$ 307.00
21/08/2020	73666	TRUE TRACK TRUCK ALIGNING	WHEEL ALIGNMENT SERVICES	\$ 220.00
10/08/2020	73549	TYREPOWER BUSSELTON	PLANT TYRE SUPPLIER / REPAIRER	\$ 115.00
21/08/2020	73803	TYREPOWER BUSSELTON	PLANT TYRE SUPPLIER / REPAIRER	\$ 115.00
31/08/2020	73984	TYREPOWER BUSSELTON	PLANT TYRE SUPPLIER / REPAIRER	\$ 40.00
10/08/2020	73449	U-NAME IT FENCING	FENCING AND RURAL SERVICES	\$ 3,772.50
10/08/2020	73432	UNDERCOVER SW	LASER TAG - VACATION CARE	\$ 940.00
10/08/2020	73446	UNDERGROUND POWER DEVELOPMENT PTY LTD	STREET LIGHTING AND POWER DESIGN	\$ 3,415.50
21/08/2020	73631	URSULA FAHRER	ART SALES	\$ 28.00
10/08/2020	73531	W.A. HINO SALES & SERVICE	PLANT PURCHASES / SERVICES / PARTS	\$ 1,016.97
10/08/2020	73416	WA EXTERNAL SOLUTIONS	GUTTER MAINTENANCE	\$ 715.00
21/08/2020	73627	WA EXTERNAL SOLUTIONS	GUTTER MAINTENANCE	\$ 385.00
21/08/2020	73635	WA NEWSPAPERS LIMITED	ADVERTISING SERVICES	\$ 200.00
13/08/2020	73588	WA SHIRE COUNCILS	UNION FEES	\$ 358.76
27/08/2020	73819	WA SHIRE COUNCILS	UNION FEES	\$ 358.76
10/08/2020	73559	WA SKILLS TRAINING	TRAINING SERVICES	\$ 199.00
10/08/2020	73402	WALGA	WALGA TRAINING SERVICES	\$ 3,167.00
10/08/2020	73570	WALGA ATF LGISWA	INSURANCE SERVICES	\$ 659,020.95
5/08/2020	73381	WAVES ENVIRONMENTAL PTY LTD	BUSSELTON GROUNDWATER INVESTIGATION	\$ 39,555.94
10/08/2020	73423	WAVESOUND PTY LTD	LIBRARY RESOURCES	\$ 5,665.00
21/08/2020	73689	WE MCGILL	ART SALES	\$ 32.00
10/08/2020	73470	WENDY CLUTTERBUCK	STAFF REIMBURSEMENT	\$ 54.50
10/08/2020	73524	WESFARMERS - BLACKWOODS	FLEET CONSUMABLES & MAINTENANCE PARTS	\$ 1,371.00
21/08/2020	73784	WESFARMERS - BLACKWOODS	FLEET CONSUMABLES & MAINTENANCE PARTS	\$ 1,680.31
31/08/2020	73956	WESFARMERS - BLACKWOODS	FLEET CONSUMABLES & MAINTENANCE PARTS	\$ 9,311.16
31/08/2020	73969	WESFARMERS KHG	GAS SERVICES	\$ 773.52
10/08/2020	73483	WEST COAST SPORTING SURFACES	SPORTS ACRYLIC SURFACING	\$ 120,725.00
27/08/2020	73866	WEST OZ LINEMARKING	LINE MARKING SERVICES	\$ 3,532.10
10/08/2020	73467	WESTBOOKS	LIBRARY RESOURCES	\$ 519.12
21/08/2020	73709	WESTBOOKS	LIBRARY RESOURCES	\$ 701.99
21/08/2020	73686	WESTERN AUSTRALIAN REGIONAL CAPITALS ALL	ANNUAL MEMBERSHIP	\$ 16,500.00
21/08/2020	73656	WESTERN IRRIGATION PTY LTD	BORE AND IRRIGATION SERVICES	\$ 5,159.00
10/08/2020	73529	WESTRAC P/L	PLANT PURCHASES / SERVICES / PARTS	\$ 6,738.56
21/08/2020	73788	WESTRAC P/L	PLANT PURCHASES / SERVICES / PARTS	\$ 2,484.94
31/08/2020	73963	WESTRAC P/L	PLANT PURCHASES / SERVICES / PARTS	\$ 1,317.32
10/08/2020	73444	WHITCOMBE DRAFTING SERVICES	CIVIL DESIGN AND DRAFTING	\$ 877.50
31/08/2020	73913	WHITCOMBE DRAFTING SERVICES	CIVIL DESIGN AND DRAFTING	\$ 2,665.00
10/08/2020	73491	WILMOT HARVEY PTY LTD	SOUVENIRS FOR ARTGEO	\$ 349.47
10/08/2020	73516	WINC AUSTRALIA PTY LTD	STATIONERY SUPPLIER	\$ 385.85
10/08/2020	73533	WORK CLOBBER	PROTECTIVE CLOTHING SUPPLIER	\$ 1,895.00
21/08/2020	73791	WORK CLOBBER	PROTECTIVE CLOTHING SUPPLIER	\$ 1,221.00
27/08/2020	73870	WORK CLOBBER	PROTECTIVE CLOTHING SUPPLIER	\$ 319.00
31/08/2020	73966	WORK CLOBBER	PROTECTIVE CLOTHING SUPPLIER	\$ 1,255.00
31/08/2020	73962	WORKFORCE INTERNATIONAL GROUP PTY LTD	WORKFORCE SERVICES	\$ 3,187.47
10/08/2020	73552	WREN OIL	WASTE OIL SERVICES	\$ 528.00
5/08/2020	73397	WRIGHT EXPRESS AUSTRALIA PTY LTD (COLES)	COUNCIL & STAFF REFRESHMENTS	\$ 359.96
10/08/2020	73546	WRIGHT EXPRESS AUSTRALIA PTY LTD (COLES)	COUNCIL & STAFF REFRESHMENTS	\$ 989.22
14/08/2020	73599	WRIGHT EXPRESS AUSTRALIA PTY LTD (COLES)	COUNCIL & STAFF REFRESHMENTS	\$ 314.07
21/08/2020	73799	WRIGHT EXPRESS AUSTRALIA PTY LTD (COLES)	COUNCIL & STAFF REFRESHMENTS	\$ 424.39
31/08/2020	73976	WRIGHT EXPRESS AUSTRALIA PTY LTD (COLES)	COUNCIL & STAFF REFRESHMENTS	\$ 628.34
10/08/2020	73434	YAHAVA KOFFEE WORKS WHOLESALE	COFFEE SUPPLIES GLC CAFÉ	\$ 354.00
31/08/2020	73911	YAHAVA KOFFEE WORKS WHOLESALE	COFFEE SUPPLIES GLC CAFÉ	\$ 392.65
31/08/2020	73971	ZURICH AUSTRALIAN INSURANCE LTD	INSURANCE SERVICES	\$ 500.00
				\$ 5,450,472.20

TRUST PAYMENTS AUGUST 2020				
DATE	REF #	NAME	DESCRIPTION	AMOUNT
10/08/2020	7524	CITY OF BUSSELTON	VARIOUS REIMBURSEMENTS	\$ 670.75
10/08/2020	7525	CONSTRUCTION TRAINING FUND	BCITF LEVY	\$ 2,855.44
10/08/2020	7523	DEPARTMENT OF MINES, INDUSTRY REGULATION & SAFETY	BUILDING SERVICES LEVY	\$ 21,894.23
21/08/2020	7526	KEVIN DAFF BUILDING PTY LTD	REFUND OVERPAYMENT OF CTF LEVY	\$ 66.00
21/08/2020	7527	PETER HOSKINS	REFUND OVERPAYMENT OF CTF LEVY	\$ 70.00
				\$ 25,556.42

DIRECT DEBIT PAYMENTS AUGUST 2020				
DATE	REF #	NAME	DESCRIPTION	AMOUNT
28/08/2020	4238	A GUDGEON	REFUND OF RATE OVERPAYMENT	\$ 416.00
25/08/2020	4234	A HINZPETER	REFUND CANCELLED VENUE HIRE	\$ 84.00
27/08/2020	4236	A HINZPETER	REFUND OF RATE OVERPAYMENT	\$ 2,348.79
25/08/2020	4233	A OSBORNE	REFUND CANCELLED VENUE HIRE	\$ 84.00
30/07/2020	4237	A.N.Z. BANK - VISA CARD	CREDIT CARD PAYMENT	\$ 6,686.98
		LITTLE PEACH ESPRESSO - BUSSELTON	SITE MEETING - QUEEN ST REPLACEMENT PAVING PROGRAM	\$ 20.10
		APPLE.COM/BILL SYDNEY	ICLOUD STORAGE	\$ 4.49

DATE	REF #	NAME	DESCRIPTION	AMOUNT
		WESTERN POWER PERTH	DESIGN FOR RELOCATION OF STREET LIGHT POLE- CAUSEWAY RD	\$ 553.25
		LOCAL GOVERNMENT MANA EAST PERTH	LG PROFESSIONAL MEMBERSHIP	\$ 531.00
		COLES 0291 BUSSELTON	CHAMBER EVENT FOR ED BCCI - BAS	\$ 19.00
		FACEBK 3BX9FUJVV2 FB.ME/ADS	ART GEO FACEBOOK ADVERTISING	\$ 40.69
		DAN MURPHYS 4904 BUSSELTON	ALCOHOL FOR EVENT FOR ED BCCI - BAS	\$ 107.94
		SENDGRID 1-877-969-8647 14.95 USD 0.65 AUD	PHOENIX SOFTWARE MONTHLY SUBSCRIPTION	\$ 22.25
		THEEVENTSCALPLUGINS TRI.BE 253.65 USD 10.99 AUD	BUSSELTON LIBRARY WEBSITE- LICENCE RENEWAL FOR 3 WEBSITE PLUGINS	\$ 377.27
		KMART ONLINE 03	ON LINE PURCHASE FOR BJTP	\$ 63.00
		SPOTIFY P108800F28 SYDNEY	MUSIC FOR YOUTH EVENTS	\$ 17.99
		CA ANZ SYDNEY	CHARTERED ACCOUNTANT AUS & NZ - CLAIRE TRIGG	\$ 735.00
		MAILCHIMP *MONTHLY MAILCHIMP.COM	BAY TO BAY ELECTRONIC NEWSLETTER MAILOUT	\$ 286.79
		THE GOOD EGG CAFE BUSSELTON	LUNCH AND ROOM HIRE- SMG STRATEGY MEETING	\$ 282.20
		COLES EXPRESS 2012 DUNSBOROUGH	FUEL	\$ 70.28
		YOURMEMBER-CAREERS 7274976573	CONST & MAINT COORDINATOR ADVERT ON IPWEA WEBSITE	\$ 249.26
		LOCAL GOVERNMENT MANA EAST PERTH	LG PROFESSIONAL MEMBERSHIP RENEWAL 2020/21	\$ 531.00
		COLES EXPRESS 2012 DUNSBOROUGH	FUEL	\$ 88.96
		ZOOM.US 888-799-9666 WWW.ZOOM.US	ZOOM LICENSING	\$ 21.62
		AUSSIE BROADBAND PTY L MORWELL	MIKE ARCHER - RESIDENTIAL BROADBAND	\$ 65.00
		GODADDY.COM	DOMAIN RENEWAL - YOUR SAY BUSSELTON	\$ 72.33
		APPLE.COM/BILL SYDNEY	MIKE ARCHER ICLoud	\$ 4.49
		APPLE.COM/BILL SYDNEY	LICENCE FOR GISPRO -WEED MONITORING	\$ 999.98
		ZOOM.US 888-799-9666 WWW.ZOOM.US	ZOOM LICENSING	\$ 190.25
		ZOOM.US 888-799-9666 WWW.ZOOM.US	ZOOM LICENSING	\$ 15.85
		BUNNINGS 320000 BUSSELTON	BUNNINGS VOUCHERS	\$ 250.00
		AUSTRALIAN LIBRARY & DEAKIN	ONLINE TRAINING -CATALOGUING BASICS	\$ 485.00
		EB *MANAGING EVENTS IN 801-413-7200	MANAGING EVENTS IN COVID ERA	\$ 104.49
		EB *MANAGING EVENTS IN 801-413-7200	MANAGING EVENTS IN COVID ERA	\$ 104.49
		EB *MANAGING EVENTS IN 801-413-7200	MANAGING EVENTS IN COVID ERA	\$ 104.49
		GEOGRAPHE PETROLEUM BUSSELTON	FUEL FOR DRIP TORCHES FOR MITIGATION WORKS	\$ 23.73
		PEKO PEKO DUNSBOROUGH DUNSBOROUGH	BURN CATERING	\$ 33.00
		BP DUNSBOROUGH 5464 DUNSBOROUGH	FUEL FOR DRIP TORCHES FOR MITIGATION WORKS	\$ 49.93
		BP DUNSBOROUGH 5464 DUNSBOROUGH	FUEL FOR DRIP TORCHES FOR MITIGATION WORKS	\$ 86.55
		BP DUNSBOROUGH 5464 DUNSBOROUGH	FUEL FOR DRIP TORCHES FOR MITIGATION WORKS	\$ 75.31
5/08/2020	4216	ANZ BANK	BANK FEES	\$ 149.53
5/08/2020	4217	ANZ BANK	BANK FEES	\$ 348.84
5/08/2020	4218	ANZ BANK	BANK FEES	\$ 377.38
5/08/2020	4219	ANZ BANK	BANK FEES	\$ 1,434.40
3/08/2020	4221	ANZ BANK	BANK FEES	\$ 3,660.01
19/08/2020	4226	AR RUBCICH	REFUND OVERPAID DEVELOPMENT APPLICATION	\$ 147.00
19/08/2020	4227	BUSSELTON BEACH RESORT	REFUND OVERPAID LODGING HOUSE RENEWAL	\$ 368.00
14/08/2020	4211	BUSSELTON SHEDS	REFUND CANCELLED DEVELOPMENT APPLICATION	\$ 271.00
31/07/2020	4205	CALTEx AUSTRALIA PETROLEUM PTY LTD	FUEL SERVICES	\$ 62,941.08
11/08/2020	4225	CELEBRATIONS HOLDINGS	REFUND OVERPAID HOLIDAY HOME REGISTRATION	\$ 257.00
11/08/2020	4206	CITY OF BUSSELTON	PAYROLL	\$ 763,380.02
11/08/2020	4207	CITY OF BUSSELTON	PAYROLL	\$ 83,894.91
15/08/2020	4229	CITY OF BUSSELTON	PAYROLL	\$ 754,675.82
4/08/2020	4215	COMMONWEALTH BANK	BANK FEES	\$ 553.14
17/08/2020	4220	COMMONWEALTH BANK	BANK FEES	\$ 84.79
18/08/2020	4223	D BERNHARDT	REFUND OVERPAID DEVELOPMENT APPLICATION	\$ 154.00
25/08/2020	4232	D WEISS	REFUND CANCELLED VENUE HIRE	\$ 84.00
27/08/2020	4235	ID ALLEN	REFUND OF RATE OVERPAYMENT	\$ 2,187.04
13/08/2020	4228	J & P PRIDE	REFUND OVERPAID SWIMMING POOL APPLICATION	\$ 166.65
14/08/2020	4212	J MANUEL	REFUND CANCELLED VENUE HIRE	\$ 84.00
4/08/2020	4224	J SAUNDERS	REFUND OVERPAID DEVELOPMENT APPLICATION	\$ 147.00
25/08/2020	4231	JULIAN HILLS PTY LTD	REFUND OF RATE OVERPAYMENT	\$ 1,759.00
18/08/2020	4222	K M R LEE	REFUND OVERPAID HOLIDAY HOME REGISTRATION	\$ 257.00
3/08/2020	4208	LES MILLS ASIA PACIFIC	CONTRACT FEES	\$ 389.48
3/08/2020	4209	LES MILLS ASIA PACIFIC	CONTRACT FEES	\$ 583.78
19/08/2020	4213	PDQ.COM CORPORATION	IT SYSTEMS MANAGEMENT SOFTWARE	\$ 6,383.16
7/08/2020	4230	PJ OGNEVIS	REFUND LODGING HOUSE REGISTRATION	\$ 255.00
4/08/2020	4214	R.A.C.	REFUND OF HALL & KEY DEPOSITS	\$ 500.00
14/08/2020	4210	WJ & M BISSETT	REFUND CANCELLED BUILDING APPLICATION	\$ 1,034.23
				\$ 1,696,147.03

7. GENERAL DISCUSSION ITEMS

7.1 GEOGRAPHE LEISURE CENTRE BUDGET DISCUSSIONS

7.2 AVERAGE RESIDENTIAL RATES AND SERVICES PROVIDED

8. NEXT MEETING DATE

9. CLOSURE