



City of Busselton
Geographe Bay

Finance Committee Agenda

12 August 2020

ALL INFORMATION AVAILABLE IN VARIOUS FORMATS ON REQUEST

city@busselton.wa.gov.au

CITY OF BUSSELTON

MEETING NOTICE AND AGENDA – 12 AUGUST 2020

TO: THE MAYOR AND COUNCILLORS

NOTICE is given that a meeting of the Finance Committee will be held in the Committee Room, Administration Building, Southern Drive, Busselton on Wednesday, 12 August 2020, commencing at 10.00am.

The attendance of Committee Members is respectfully requested.

DISCLAIMER

Statements or decisions made at Council meetings or briefings should not be relied on (or acted upon) by an applicant or any other person or entity until subsequent written notification has been given by or received from the City of Busselton. Without derogating from the generality of the above, approval of planning applications and building permits and acceptance of tenders and quotations will only become effective once written notice to that effect has been given to relevant parties. The City of Busselton expressly disclaims any liability for any loss arising from any person or body relying on any statement or decision made during a Council meeting or briefing.



MIKE ARCHER

CHIEF EXECUTIVE OFFICER

7 August 2020

CITY OF BUSSELTON

AGENDA FOR THE FINANCE COMMITTEE MEETING TO BE HELD ON 12 AUGUST 2020

TABLE OF CONTENTS

ITEM NO.	SUBJECT	PAGE NO.
1.	DECLARATION OF OPENING AND ANNOUNCEMENT OF VISITORS.....	4
2.	ATTENDANCE	4
3.	PUBLIC QUESTION TIME.....	4
4.	DISCLOSURE OF INTERESTS	4
5.	CONFIRMATION OF MINUTES	4
5.1	Minutes of the Finance Committee Meeting held 22 July 2020	4
6.	REPORTS	5
6.1	LIST OF PAYMENTS MADE - JUNE 2020	5
6.2	FINANCIAL ACTIVITY STATEMENTS - YEAR TO DATE AS AT 30 JUNE 2020	18
6.3	BUDGET AMENDMENT REQUEST / REVIEW - COMMUNITY AND COMMERCIAL SERVICES - AUGUST 2020	51
6.4	BUDGET AMENDMENT REQUEST / REVIEW - ENGINEERING AND WORKS SERVICES - AUGUST 2020	54
7.	GENERAL DISCUSSION ITEMS	59
8.	NEXT MEETING DATE	59
9.	CLOSURE	59

1. **DECLARATION OF OPENING AND ANNOUNCEMENT OF VISITORS**

2. **ATTENDANCE**

Apologies

3. **PUBLIC QUESTION TIME**

4. **DISCLOSURE OF INTERESTS**

5. **CONFIRMATION OF MINUTES**



5.1 **Minutes of the Finance Committee Meeting held 22 July 2020**

RECOMMENDATION

That the Minutes of the Finance Committee Meeting held 22 July 2020 be confirmed as true and correct.

6. REPORTS

6.1 LIST OF PAYMENTS MADE - JUNE 2020

STRATEGIC GOAL	6. LEADERSHIP Visionary, collaborative, accountable
STRATEGIC OBJECTIVE	6.1 Governance systems, process and practices are responsible, ethical and transparent.
SUBJECT INDEX	Financial Operations
BUSINESS UNIT	Financial Services
REPORTING OFFICER	Manager Financial Services - Paul Sheridan
AUTHORISING OFFICER	Director Finance and Corporate Services - Tony Nottle
NATURE OF DECISION	Noting: the item does not require a decision of Council and is simply for information purposes and noting
VOTING REQUIREMENT	Simple Majority
ATTACHMENTS	Attachment A List of Payments June 2020  

OFFICER RECOMMENDATION

That the Council notes payment of voucher numbers M118094 – M118180, EF072198 – EF072889, T007517 – T007522, DD004139 – DD004176 together totalling \$10,584,333.61.

EXECUTIVE SUMMARY

This report provides details of payments made from the City's bank accounts for the month of June 2020, for noting by the Council and recording in the Council Minutes.

BACKGROUND

The *Local Government (Financial Management) Regulations 1996* (the Regulations) requires that when the Council has delegated authority to the Chief Executive Officer to make payments from the City's bank accounts, that a list of payments made is prepared each month for presentation to, and noting by, the Council.

OFFICER COMMENT

In accordance with regular custom, the list of payments made for the month of June 2020 is presented for information.

Statutory Environment

Section 6.10 of the *Local Government Act 1995* and more specifically Regulation 13 of the Regulations refer to the requirement for a listing of payments made each month to be presented to the Council.

Relevant Plans and Policies

There are no relevant plans or policies to consider in relation to this matter.

Financial Implications

There are no financial implications associated with the Officer Recommendation.

Stakeholder Consultation

No external stakeholder consultation was required or undertaken in relation to this matter.

Risk Assessment

An assessment of the potential implications of implementing the Officer Recommendation has been undertaken using the City's risk management framework, with risks assessed taking into account any controls already in place. No risks of a medium or greater level have been identified.

Options

Not applicable.

CONCLUSION

The list of payments made for the month of June 2020 is presented for information.

TIMELINE FOR IMPLEMENTATION OF OFFICER RECOMMENDATION

Not applicable.



LISTING OF PAYMENTS MADE
UNDER DELEGATED AUTHORITY
FOR THE MONTH OF JUNE 2020

MUNICIPAL ACCOUNT	CHEQUE # 118094 - 118180	\$ 187,192.96
ELECTRONIC TRANSFER PAYMENTS	EF072198 - EF072889	\$ 7,989,912.23
TRUST ACCOUNT	TRUST ACCOUNT # 7517 - 7522	\$ 44,343.52
INTERNAL PAYMENT VOUCHERS	DD4139 - DD4176	\$ 2,362,884.90
		\$ 10,584,333.61

CHEQUE PAYMENTS JUNE 2020				
DATE	REF #	NAME	DESCRIPTION	AMOUNT
22/06/20	118150	A PASSAMANI & M OLIVER	CROSSOVER SUBSIDY PAYMENT	\$ 310.20
4/06/20	118096	AH COPELAND & ESTATE OF EM COPELAND	REFUND OF RATE OVERPAYMENT	\$ 3,023.70
30/06/20	118180	ARTGEO PETTY CASH	PETTY CASH REIMBURSEMENT	\$ 86.05
25/06/20	118166	AUSTRALIAN COMMUNICATIONS & MEDIA AUTHORITY	COMMUNICATION SERVICES	\$ 46.00
22/06/20	118148	B & N ILIC	CROSSOVER SUBSIDY PAYMENT	\$ 337.40
22/06/20	118137	BARRY A MOURITZ	REFUND OF ANIMAL TRAP BOND	\$ 100.00
22/06/20	118139	BRYCE CLARKE	CROSSOVER SUBSIDY PAYMENT	\$ 148.10
22/06/20	118157	BUSSELTON PUBLIC LIBRARY - PETTY CASH	PETTY CASH REIMBURSEMENT	\$ 223.05
30/06/20	118179	BUSSELTON PUBLIC LIBRARY - PETTY CASH	PETTY CASH REIMBURSEMENT	\$ 144.50
4/06/20	118103	BUSSELTON WATER CORPORATION	WATER SERVICES	\$ 664.24
10/06/20	118108	BUSSELTON WATER CORPORATION	WATER SERVICES	\$ 1,170.00
18/06/20	118127	BUSSELTON WATER CORPORATION	WATER SERVICES	\$ 579.35
25/06/20	118163	BUSSELTON WATER CORPORATION	WATER SERVICES	\$ 653.64
4/06/20	118095	CALLOWS CORNER NEWS	NEWSAGENCY / STATIONERY SUPPLIES	\$ 290.00
18/06/20	118124	CALLOWS CORNER NEWS	NEWSAGENCY / STATIONERY SUPPLIES	\$ 302.00
2/07/20	118173	CALLOWS CORNER NEWS	NEWSAGENCY / STATIONERY SUPPLIES	\$ 296.00
10/06/20	118110	CALLOWS CORNER NEWSAGENCY	STAFF SOCIAL CLUB - LOTTO	\$ 34.00
18/06/20	118128	CALLOWS CORNER NEWSAGENCY	STAFF SOCIAL CLUB - LOTTO	\$ 45.60
10/06/20	118109	CANCELLED PAYMENT	CANCELLED PAYMENT	\$ -
10/06/20	118111	CANCELLED PAYMENT	CANCELLED PAYMENT	\$ -
10/06/20	118112	CANCELLED PAYMENT	CANCELLED PAYMENT	\$ -
10/06/20	118113	CANCELLED PAYMENT	CANCELLED PAYMENT	\$ -
10/06/20	118114	CANCELLED PAYMENT	CANCELLED PAYMENT	\$ -
23/06/20	118160	CANCELLED PAYMENT	CANCELLED PAYMENT	\$ -
25/06/20	118165	CANCELLED PAYMENT	CANCELLED PAYMENT	\$ -
25/06/20	118167	CANCELLED PAYMENT	CANCELLED PAYMENT	\$ -
22/06/20	118142	CHENG-YI HUANG	CROSSOVER SUBSIDY PAYMENT	\$ 269.60
30/06/20	118178	CHRISTOPHER DUDLEY	REFUND OF ANIMAL TRAP BOND	\$ 100.00
4/06/20	118094	CITY OF BUSSELTON	PAYROLL DEDUCTIONS REALLOCATION	\$ 4,827.89
17/06/20	118122	CITY OF BUSSELTON	VARIOUS STAFF REIMBURSEMENTS	\$ 700.00
18/06/20	118123	CITY OF BUSSELTON	PAYROLL DEDUCTIONS REALLOCATION	\$ 4,738.82
22/06/20	118135	CITY OF BUSSELTON	VARIOUS REIMBURSEMENTS	\$ 547.19
2/07/20	118172	CITY OF BUSSELTON	PAYROLL DEDUCTIONS REALLOCATION	\$ 4,862.64
30/06/20	118174	CITY OF BUSSELTON - PETTY CASH	PETTY CASH REIMBURSEMENT	\$ 352.95
23/06/20	118158	CITY OF BUSSELTON DEPOT - PETTY CASH	PETTY CASH REIMBURSEMENT	\$ 53.00
26/06/20	118170	COLIN HAND	ANIMAL STERILISATION REFUND	\$ 150.00
22/06/20	118154	CORINNA IDDON	REFUND OF RATE OVERPAYMENT	\$ 565.24
30/06/20	118177	DARRYL ISARD	REFUND OF ANIMAL TRAP BOND	\$ 100.00
4/06/20	118097	DAWS & SON PTY LTD	REFUND OF RATE OVERPAYMENT	\$ 1,774.45
29/06/20	118171	DAWS & SON PTY LTD	REFUND OF RATE OVERPAYMENT	\$ 708.10
22/06/20	118143	DEBRA PRIME	CROSSOVER SUBSIDY PAYMENT	\$ 269.60
30/06/20	118102	DEPARTMENT OF MINES, INDUSTRY REGULATION & SAFETY	CANCELLED PAYMENT	\$ -
4/06/20	118098	DEPARTMENT OF TRANSPORT	PLANT REGISTRATION	\$ 327.00
30/06/20	118175	DEPARTMENT OF TRANSPORT	PLANT REGISTRATION	\$ 327.00
30/06/20	118176	DUNSBOROUGH PUBLIC LIBRARY - PETTY CASH	PETTY CASH REIMBURSEMENT	\$ 108.20
22/06/20	118146	E & S GRAHAM	CROSSOVER SUBSIDY PAYMENT	\$ 701.20
18/06/20	118131	ENGINEERS AUSTRALIA	MEMBERSHIP	\$ 574.00
18/06/20	118133	FENELLA BURROWS	GLC REFUNDS	\$ 448.00
18/06/20	118132	FRED ROSE EXCAVATOR HIRE	EARTHMOVING - WASTE FACILITY & ROADWORKS	\$ 3,751.00
26/06/20	118169	G & M WALKER	GLC REFUNDS	\$ 560.00
22/06/20	118136	GEOFFREY BRADEN	REFUND OF ANIMAL TRAP BOND	\$ 100.00
22/06/20	118156	GEOGRAPHE LEISURE CENTRE - PETTY CASH	PETTY CASH REIMBURSEMENT	\$ 156.60
30/06/20	118168	GLC CUSTOMER REFUNDS	CANCELLED PAYMENT	\$ -
23/06/20	118099	GR & JM WILSON	CANCELLED PAYMENT	\$ -
4/06/20	118107	IAN D BAXTER	REFUND PAYMENTS - SUNDRY	\$ 50.00
22/06/20	118147	JE PRINS	CROSSOVER SUBSIDY PAYMENT	\$ 311.90
10/06/20	118115	JOEL AND FIONA HODGKINSON	BIO-DIVERSITY RATE REBATE	\$ 250.00
22/06/20	118138	KAELA WARNE	CROSSOVER SUBSIDY PAYMENT	\$ 134.00
10/06/20	118116	KEITH & PAULA TAYLOR	BIO-DIVERSITY RATE REBATE	\$ 250.00
22/06/20	118144	L & G FIRBY	CROSSOVER SUBSIDY PAYMENT	\$ 167.90
17/06/20	118121	LANDGATE CUSTOMER ACCOUNT	LAND INFORMATION AND TITLE SEARCHES	\$ 174.70
22/06/20	118140	M & M JOHNSON	CROSSOVER SUBSIDY PAYMENT	\$ 167.90
4/06/20	118101	MARINA LEITH	REFUND OF RATE OVERPAYMENT	\$ 1,060.65

DATE	REF #	NAME	DESCRIPTION	AMOUNT
4/06/20	118100	MC & BG NORTHAM	REFUND OF RATE OVERPAYMENT	\$ 663.25
22/06/20	118149	MING-CHUN WU	CROSSOVER SUBSIDY PAYMENT	\$ 330.60
22/06/20	118141	O SAKHAROVA & A JURY	CROSSOVER SUBSIDY PAYMENT	\$ 228.90
22/06/20	118155	OAKGULLY HOLDINGS	REFUND OF RATE OVERPAYMENT	\$ 150.00
25/06/20	118162	PAYMENT VOID	PAYMENT VOID	\$ -
22/06/20	118134	PERRON DEVELOPMENTS P/L & STAWELL P/L	CROSSOVER SUBSIDY PAYMENT	\$ 207.02
22/06/20	118151	R & C BRANSON	CROSSOVER SUBSIDY PAYMENT	\$ 384.50
22/06/20	118145	R & M STEPHENS	CROSSOVER SUBSIDY PAYMENT	\$ 235.70
22/06/20	118152	S & D MOMSEN	CROSSOVER SUBSIDY PAYMENT	\$ 430.60
23/06/20	118159	SATTERLEY PROPERTY GROUP PTY LTD	TOWN PLAN & ROAD BOND REFUND	\$ 9,319.00
10/06/20	118117	SHANNON AND AMY MOLLOY	BIO-DIVERSITY RATE REBATE	\$ 477.00
4/06/20	118105	SHIRE OF BRIDGETOWN-GREENBUSHES	LOCAL GOVT SERVICES	\$ 3,283.31
22/06/20	118153	STUART BROWN	REFUND OF RATE OVERPAYMENT	\$ 2,182.18
12/06/20	118118	SYNERGY	ELECTRICITY SUPPLIES	\$ 101,230.44
12/06/20	118119	SYNERGY	PAYMENT VOID	\$ -
12/06/20	118120	SYNERGY	PAYMENT VOID	\$ -
25/06/20	118161	SYNERGY	ELECTRICITY SUPPLIES	\$ 9,389.34
4/06/20	118104	TELSTRA CORPORATION	COMMUNICATION SERVICES	\$ 9,903.00
18/06/20	118129	TELSTRA CORPORATION	COMMUNICATION SERVICES	\$ 59.99
18/06/20	118125	TERRY WHITE CHEMIST	FIRST AID SUPPLIES	\$ 39.93
18/06/20	118126	WA STRATA MANAGEMENT	STRATA LEVY FEES & WATER CONSUMPTION	\$ 481.75
4/06/20	118106	WATER CORPORATION	WATER SERVICES	\$ 91.66
18/06/20	118130	WATER CORPORATION	WATER SERVICES	\$ 3,199.50
25/06/20	118164	WATER CORPORATION	WATER SERVICES	\$ 6,811.93
				\$ 187,192.96

EFT PAYMENTS JUNE 2020				
DATE	REF #	NAME	DESCRIPTION	AMOUNT
19/06/20	72491	3E CONSULTING ENGINEERS PTY LTD	CONSULTANCY SERVICES	\$ 1,760.00
5/06/20	72286	A & L LINDBERG	B/T P REFUND	\$ 157.00
19/06/20	72499	A & ZJ HAMMARSTROM	ART SALES	\$ 56.00
26/06/2020	72800	A WHITEHOUSE	BOND REFUND	\$ 200.00
19/06/20	72593	AAA WELDING AND FABRICATION SERVICES	WELDING AND FABRICATION SERVICES	\$ 6,479.00
5/06/20	72252	ABBEY ASSET AND ENVIRONMENTAL MANAGEMENT	ASSET MANAGEMENT DATA MIGRATION SUPPORT	\$ 5,434.00
5/06/20	72239	ABEC ENVIRONMENTAL CONSULTING PTY LTD	ENVIRONMENTAL CONSULTING	\$ 1,980.00
26/06/2020	72796	ABLE SALES	AIRPORT EQUIPMENT	\$ 12,230.00
5/06/20	72294	AC FORSTER & SON	PLUMBING SERVICES	\$ 494.50
19/06/20	72621	AC FORSTER & SON	PLUMBING SERVICES	\$ 391.25
19/06/20	72645	ACTIV FOUNDATION INC	MAINTENANCE SERVICES	\$ 35,412.31
11/06/20	72358	ACURIX NETWORKS	INTERNET WIFI ACCESS	\$ 866.80
19/06/20	72497	ACURIX NETWORKS	INTERNET WIFI ACCESS	\$ 3,330.80
19/06/20	72603	ADAM GLENN & LAUREN HOWLETT	BOND REFUND	\$ 100.00
5/06/20	72250	ADAM JOHN SOULOS ATF ADAM J SOULOS FAMILY	CONCRETE SUPPLIES	\$ 1,199.00
19/06/20	72572	ADVAM PTY LTD	AIRPORT CARPARK CREDIT CARD TRANSACTIONS	\$ 268.75
5/06/20	72247	ADVANCED DRIVEWAY SEALING	MAINTENANCE SERVICES	\$ 1,114.75
19/06/20	72561	ADVANCED DRIVEWAY SEALING	MAINTENANCE SERVICES	\$ 4,202.00
26/06/2020	72752	ADVANCED DRIVEWAY SEALING	MAINTENANCE SERVICES	\$ 1,617.00
5/06/20	72274	ADVANCED HEARING WA PTY LTD	HEARING ASSESSMENT	\$ 105.00
26/06/2020	72795	ADVENTUREWORKS WA	ECONOMIC AND COMMUNITY GRANT	\$ 2,000.00
5/06/20	72287	ALEXIS DENNESS	B/T P REFUND	\$ 98.00
11/06/20	72381	ALINTA SALES PTY LTD	ELECTRICITY	\$ 42.30
19/06/20	72675	ALISON BROWN	ART SALES	\$ 24.50
26/06/20	72717	ALL 4X4 SERVICES	VEHICLE MAINTENANCE SERVICES	\$ 245.55
26/06/20	72706	ALLMARK & ASSOCIATES PTY LTD	PARKING REQUIREMENTS	\$ 544.50
5/06/20	72338	ALLOY & STAINLESS PRODUCTS	PLANT PURCHASES / SERVICES / PARTS	\$ 1,023.77
26/06/2020	72794	ALLUVIUM CONSULTING PTY LTD	CONSULTING SERVICES	\$ 36,682.80
19/06/20	72565	ALPINE LAUNDRY PTY LTD	COMMERCIAL LAUNDRY	\$ 75.56
19/06/20	72598	ALTUS GROUP CONSULTING PTY LTD	COST MANAGEMENT SERVICES	\$ 2,882.00
19/06/20	72571	AMD AUDIT & ASSURANCE PTY LTD	ACCOUNTANCY SERVICES	\$ 1,060.40
5/06/20	72282	AMPMAN ELECTRONICS	ELECTRONIC & MUSICAL INSTRUMENT SERVICES	\$ 160.00
19/06/20	72544	ANDREW PLEDGER	FRIDGE DE GASSING	\$ 1,161.60
5/06/20	72214	ARBOR GUY	TREE MAINTENANCE SERVICES	\$ 31,321.83
19/06/20	72489	ARBOR GUY	TREE MAINTENANCE SERVICES	\$ 12,462.11
26/06/20	72707	ARBOR GUY	TREE MAINTENANCE SERVICES	\$ 9,340.80
26/06/20	72714	ARTISAN GROUP	PAVING SERVICES	\$ 1,320.00
5/06/20	72344	ASCENT ENGINEERING PTY LTD	ENGINEERING SERVICES	\$ 5,478.00
11/06/20	72410	ATLAS LINEN SERVICES	RENTAL LINEN	\$ 134.20
19/06/20	72597	ATLAS LINEN SERVICES	RENTAL LINEN	\$ 524.76
4/06/20	72202	ATO EFT DEPOSITS TRUST A/C	PAYG TAXATION	\$ 228,381.00
18/06/20	72472	ATO EFT DEPOSITS TRUST A/C	PAYG TAXATION	\$ 237,379.00
2/07/2020	72884	ATO EFT DEPOSITS TRUST A/C	PAYG TAXATION	\$ 238,982.00
19/06/20	72501	AUSQ TRAINING	TRAINING SERVICES	\$ 1,000.00
5/06/20	72272	AUSSIE BROADBAND PTY LTD	NBN BROADBAND	\$ 2,345.30
26/06/2020	72740	AUSSIE TELECOM PTY LIMITED	SOFTWARE SUPPLIER	\$ 270.00
19/06/20	72636	AUSTRALIA POST	POSTAL SERVICE	\$ 3,083.85
26/06/2020	72774	AUSTRALIAN COMMUNITY MEDIA	ADVERTISING SERVICES	\$ 2,594.92
4/06/20	72203	AUSTRALIAN SERVICES UNION	UNION FEES	\$ 25.90
18/06/20	72473	AUSTRALIAN SERVICES UNION	UNION FEES	\$ 25.90
2/07/2020	72885	AUSTRALIAN SERVICES UNION	UNION FEES	\$ 25.90
19/06/20	72674	AUTO ONE	PLANT PURCHASES / SERVICES / PARTS	\$ 5,038.46
26/06/2020	72791	AVIATION ID AUSTRALIA PTY LTD	SUPPLY AVIATION ASIC CARDS	\$ 514.00
11/06/20	72357	AVIATION PROJECTS PTY LTD	CONSULTANCY SERVICES	\$ 4,950.00

DATE	REF #	NAME	DESCRIPTION	AMOUNT
11/06/20	72401	AXIS CONTRACTING PTY LTD	CONCRETE FOOTPATH AND ASSOCIATED WORKS	\$ 21,862.50
11/06/20	72364	AZILITY	IT SOFTWARE	\$ 988.90
5/06/20	72315	B&B STREET SWEEPING	STREET SWEEPING SERVICE	\$ 7,363.20
11/06/20	72432	B&B STREET SWEEPING	STREET SWEEPING SERVICE	\$ 2,479.63
19/06/20	72653	B&B STREET SWEEPING	STREET SWEEPING SERVICE	\$ 14,244.64
26/06/2020	72838	B&B STREET SWEEPING	STREET SWEEPING SERVICE	\$ 11,526.76
19/06/20	72578	BAREFOOT BOOKS	LIBRARY RESOURCES	\$ 159.94
19/06/20	72503	BARK ENVIRONMENTAL	ENVIRONMENTAL CONSULTING	\$ 3,927.90
5/06/20	72232	BARRY ALLEN ELECTRICAL SERVICES PTY LTD	ELECTRICAL SERVICES	\$ 14,238.40
19/06/20	72539	BARRY ALLEN ELECTRICAL SERVICES PTY LTD	ELECTRICAL SERVICES	\$ 30,280.94
19/06/20	72541	BATTERY WORLD BUNBURY	BATTERIES	\$ 638.00
5/06/20	72310	BAY SIGNS	SIGNAGE SERVICES	\$ 2,340.00
19/06/20	72644	BAY SIGNS	SIGNAGE SERVICES	\$ 910.00
26/06/2020	72833	BAY SIGNS	SIGNAGE SERVICES	\$ 535.00
5/06/20	72226	BCP CIVIL & PLANT	EXCAVATOR & PLANT HIRE - VARIOUS WORKS	\$ 7,948.16
11/06/20	72369	BCP CIVIL & PLANT	EXCAVATOR & PLANT HIRE - VARIOUS WORKS	\$ 9,102.50
11/06/20	72463	BCP CIVIL & PLANT	EXCAVATOR & PLANT HIRE - VARIOUS WORKS	\$ 2,578.13
19/06/20	72521	BCP CIVIL & PLANT	EXCAVATOR & PLANT HIRE - VARIOUS WORKS	\$ 9,640.14
26/06/2020	72727	BCP CIVIL & PLANT	EXCAVATOR & PLANT HIRE - VARIOUS WORKS	\$ 4,499.89
11/06/20	72465	BCP CONTRACTORS PTY LTD	EARTHWORKS	\$ 60,232.22
19/06/20	72528	BCP CONTRACTORS PTY LTD	EARTHWORKS	\$ 226,852.86
29/06/2020	72874	BCP CONTRACTORS PTY LTD	EARTHWORKS	\$ 113,854.95
5/06/20	72227	BCP LIQUID WASTE	CANCELLED PAYMENT	\$ -
11/06/20	72370	BCP MATERIALS PTY LTD	CANCELLED PAYMENT	\$ -
11/06/20	72464	BCP MATERIALS PTY LTD	SAND SUPPLIES	\$ 703.50
19/06/20	72522	BCP MATERIALS PTY LTD	SAND SUPPLIES	\$ 2,089.15
5/06/20	72275	BE INGRAM	CARPENTRY SERVICES	\$ 6,550.00
26/06/2020	72784	BE INGRAM	CARPENTRY SERVICES	\$ 3,000.00
26/06/2020	72866	BEACHSIDE BUILDING & MAINTENANCE	MAINTENANCE SERVICES	\$ 198.00
5/06/20	72291	BELL FIRE EQUIPMENT CO	FIRE EQUIPMENT SUPPLIER	\$ 104.50
5/06/20	72248	BELLROCK CLEANING SERVICES PTY LTD	CLEANING SERVICES	\$ 39,223.47
11/06/20	72392	BELLROCK CLEANING SERVICES PTY LTD	CLEANING SERVICES	\$ 35,775.87
5/06/20	72280	BENJAMIN JAMES	BTTP REFUND	\$ 336.00
5/06/20	72233	BIG BEN BUILDERS PTY LTD	DESIGN AND CONSTRUCTION SERVICES	\$ 964.15
26/06/2020	72736	BLUESTEEL ENTERPRISES PTY LTD	EMERGENCY RESPONSE EQUIPMENT	\$ 37,118.72
11/06/20	72414	BOC LIMITED	GAS SERVICES	\$ 22.88
19/06/20	72617	BOC LIMITED	GAS SERVICES	\$ 78.73
26/06/2020	72814	BOC LIMITED	GAS SERVICES	\$ 1,402.66
19/06/20	72486	BOYANUP BOTANICAL	NURSERY SERVICES	\$ 1,836.01
26/06/20	72704	BOYANUP BOTANICAL	NURSERY SERVICES	\$ 3,474.55
5/06/20	72322	BRAD GOODE & ASSOCIATES PTY LTD	CONSULTANCY SERVICES	\$ 704.18
19/06/20	72664	BRAD GOODE & ASSOCIATES PTY LTD	CONSULTANCY SERVICES	\$ 440.00
19/06/20	72495	BRIDGESTONE	TYRE SERVICES	\$ 640.42
26/06/20	72712	BRIDGESTONE	TYRE SERVICES	\$ 515.79
19/06/20	72604	BRIGHT COMMUNICATIONS	PR AND COMMUNICATIONS SERVICES	\$ 3,327.50
5/06/20	72342	BROADWATER BRICK PAVING	PAVING SERVICES	\$ 14,050.00
19/06/20	72594	BRUCE PERRY	BOND REFUND	\$ 100.00
5/06/20	72283	BRYAN MILLER	BTTP REFUND	\$ 142.00
11/06/20	72434	BSEWA	ELECTRICAL SERVICES	\$ 280.50
11/06/20	72468	BSEWA	ELECTRICAL SERVICES	\$ 4,329.30
19/06/20	72657	BSEWA	ELECTRICAL SERVICES	\$ 9,893.40
26/06/2020	72841	BSEWA	ELECTRICAL SERVICES	\$ 9,229.47
11/06/20	72372	BUILDING SUPPLIES SOUTH WEST	BUILDING PRODUCT SUPPLIER	\$ 23.72
19/06/20	72666	BULLIVANTS BUNBURY	WORKSHOP EQUIPMENT SUPPLIER	\$ 419.30
11/06/20	72445	BUNBURY HIA&B & TILTRAY	TILT TRAY SERVICES	\$ 863.50
5/06/20	72318	BUNNINGS BUILDING SUPPLIES	HARDWARE SUPPLIES	\$ 881.41
11/06/20	72435	BUNNINGS BUILDING SUPPLIES	HARDWARE SUPPLIES	\$ 500.00
19/06/20	72659	BUNNINGS BUILDING SUPPLIES	HARDWARE SUPPLIES	\$ 4,609.51
26/06/2020	72843	BUNNINGS BUILDING SUPPLIES	HARDWARE SUPPLIES	\$ 2,278.25
5/06/20	72330	BURKEAIR PTY LTD	AIR CONDITIONING SERVICES	\$ 10,435.04
11/06/20	72451	BURKEAIR PTY LTD	AIR CONDITIONING SERVICES	\$ 5,420.36
26/06/2020	72859	BURKEAIR PTY LTD	AIR CONDITIONING SERVICES	\$ 594.00
5/06/20	72263	BUSSELTON ADVANCED DRIVER TRAINING	DRIVER TRAINING	\$ 320.00
5/06/20	72238	BUSSELTON AGRICULTURAL SERVICES (WA) PTY	RURAL SUPPLIES	\$ 963.00
19/06/20	72547	BUSSELTON AGRICULTURAL SERVICES (WA) PTY	RURAL SUPPLIES	\$ 448.00
19/06/20	72540	BUSSELTON AUTO ELECTRICS	AUTO ELECTRICAL SERVICES	\$ 2,710.41
19/06/20	72498	BUSSELTON BEARING SERVICES	BEARING SUPPLIES	\$ 1,537.35
11/06/20	72443	BUSSELTON CHAMBER OF COMMERCE AND INDUSTRY	MEMBERSHIP	\$ 200.00
19/06/20	72668	BUSSELTON CHAMBER OF COMMERCE AND INDUSTRY	MEMBERSHIP	\$ 5,500.00
19/06/20	72652	BUSSELTON FLORIST	FLOWERS AND GIFTS	\$ 185.00
19/06/20	72669	BUSSELTON HOCKEY STADIUM CLUB INC	COMMUNITY BIDS	\$ 44,300.00
19/06/20	72482	BUSSELTON HYDRAULIC SERVICES INC	HYDRAULIC SERVICES	\$ 634.05
19/06/20	72564	BUSSELTON MEDICAL PRACTICE	MEDICAL SERVICES	\$ 275.00
26/06/2020	72744	BUSSELTON MOTORCYCLES	VEHICLE PARTS	\$ 339.60
11/06/20	72421	BUSSELTON MOTORS	VEHICLE PURCHASES / SERVICES / PARTS	\$ 908.00
19/06/20	72634	BUSSELTON MOTORS	VEHICLE PURCHASES / SERVICES / PARTS	\$ 319.84
11/06/20	72426	BUSSELTON PEST & WEED CONTROL	PEST CONTROL SERVICES	\$ 4,144.78
19/06/20	72646	BUSSELTON PEST & WEED CONTROL	PEST CONTROL SERVICES	\$ 947.65
26/06/2020	72834	BUSSELTON PEST & WEED CONTROL	PEST CONTROL SERVICES	\$ 1,323.85
26/06/2020	72846	BUSSELTON REFRIGERATION & AIRCON	REFRIGERATION/AIR CONDITIONING SERVICES	\$ 1,850.00
26/06/2020	72748	BUSSELTON REWINDS	PLANT PURCHASES/SERVICES / PARTS	\$ 173.25
5/06/20	72220	BUSSELTON SQUASH CLUB	EVENT SERVICES	\$ 5,000.00

DATE	REF #	NAME	DESCRIPTION	AMOUNT
11/06/20	72437	BUSSELTON STATE EMERGENCY SERVICE	PETTY CASH REIMBURSEMENT	\$ 1,451.74
26/06/2020	72847	BUSSELTON STATE EMERGENCY SERVICE	PETTY CASH REIMBURSEMENT	\$ 738.86
26/06/2020	72742	BUSSELTON TOWING SERVICE	TOWING SERVICES	\$ 150.00
5/06/20	72290	BUSSELTON TOYOTA	VEHICLE PURCHASES / SERVICES / PARTS	\$ 43,502.50
5/06/20	72308	BUSSELTON UPHOLSTERERS	UPHOLSTERY SERVICES	\$ 3,474.90
26/06/2020	72810	CAITLIN BUTCHER	ANIMAL REGISTRATION REFUND	\$ 75.00
5/06/20	72276	CALIBRE PROFESSIONAL SERVICES PTY LTD	ENGINEERING SERVICES	\$ 7,936.50
26/06/2020	72739	CAPE AUTOMATION	BOOM GATE ACCESS CONTROL	\$ 675.00
5/06/20	72345	CAPE DRYCLEANERS	LINEN CLEANING SERVICES	\$ 7.00
11/06/20	72460	CAPE DRYCLEANERS	LINEN CLEANING SERVICES	\$ 10.50
19/06/20	72689	CAPE DRYCLEANERS	LINEN CLEANING SERVICES	\$ 6.30
19/06/20	72670	CAPE TO CAPE EXCAVATIONS	EARTHMOVING SERVICES	\$ 2,084.20
26/06/2020	72855	CAPE TO CAPE EXCAVATIONS	EARTHMOVING SERVICES	\$ 924.00
5/06/20	72251	CAPE TO CAPE FENCING	FENCING SERVICES	\$ 5,069.90
26/06/2020	72789	CAPE TO CAPE FENCING	FENCING SERVICES	\$ 10,488.70
5/06/20	72324	CARBONE BROS PTY LTD	LIMESTONE SUPPLIES / CARTAGE SERVICES	\$ 12,987.25
26/06/2020	72805	CAROLINE MARISSEN	HEALTH FEE REFUND	\$ 18.00
26/06/2020	72807	CARRAMAR COASTAL NURSERY	NURSERY SUPPLIES	\$ 26,400.00
19/06/20	72509	CASTLEVIEW HOLDINGS PTY LTD	ART SALES	\$ 45.50
19/06/20	72550	CATALYSE PTY LTD	COMMUNITY SURVEY SERVICES	\$ 5,225.00
5/06/20	72296	CHADSON ENGINEERING	ENGINEERING SERVICES	\$ 276.65
26/06/2020	72849	CHEM CENTRE	LABORATORY SERVICES	\$ 1,092.30
19/06/20	72508	CHRIS SHEEDY PANEL & PAINT	PANEL REPAIRS & REPLACEMENT	\$ 3,675.08
11/06/20	72440	CHUBB FIRE SAFETY	FIRE EQUIPMENT SERVICES	\$ 1,709.01
11/06/20	72454	CITY AND REGIONAL FUELS	FUEL SERVICES	\$ 2,719.90
4/06/20	72201	CITY OF BUSSELTON CHRISTMAS CLUB	PAYROLL DEDUCTIONS	\$ 3,982.18
18/06/20	72471	CITY OF BUSSELTON CHRISTMAS CLUB	PAYROLL DEDUCTIONS	\$ 4,032.18
2/07/2020	72883	CITY OF BUSSELTON CHRISTMAS CLUB	PAYROLL DEDUCTIONS	\$ 4,032.18
4/06/20	72206	CITY OF BUSSELTON-SOCIAL CLUB	SOCIAL CLUB REIMBURSEMENT	\$ 212.00
18/06/20	72476	CITY OF BUSSELTON-SOCIAL CLUB	SOCIAL CLUB REIMBURSEMENT	\$ 214.00
2/07/2020	72888	CITY OF BUSSELTON-SOCIAL CLUB	SOCIAL CLUB REIMBURSEMENT	\$ 214.00
26/06/20	72718	CIVIL/STRUCTURAL CONSULTING PTY LTD	STRUCTURAL INSPECTIONS	\$ 3,245.00
19/06/20	72602	CIVIQ PTY LTD	AQUIFIL FLEXISHOWER	\$ 9,566.70
5/06/20	72292	CID EQUIPMENT PTY LTD	PLANT PURCHASES / SERVICES / PARTS	\$ 1,523.87
19/06/20	72618	CID EQUIPMENT PTY LTD	PLANT PURCHASES / SERVICES / PARTS	\$ 404.05
26/06/2020	72815	CID EQUIPMENT PTY LTD	PLANT PURCHASES / SERVICES / PARTS	\$ 328,900.00
5/06/20	72326	CLEANAWAY	WASTE MANAGEMENT SERVICES	\$ 2,019.60
11/06/20	72446	CLEANAWAY	WASTE MANAGEMENT SERVICES	\$ 13,750.00
19/06/20	72672	CLEANAWAY	WASTE MANAGEMENT SERVICES	\$ 86,671.76
26/06/2020	72857	CLEANAWAY	WASTE MANAGEMENT SERVICES	\$ 30.03
19/06/20	72631	CLEANAWAY OPERATIONS PTY LTD	MAINTENANCE PARTS WASHER	\$ 965.80
11/06/20	72385	CLEANAWAY SOLID WASTE PTY LTD	WASTE DISPOSAL SERVICES	\$ 19,242.97
26/06/2020	72771	CLICK STUDIOS (SA) PTY LTD	SOFTWARE	\$ 510.97
26/06/2020	72808	CLYDE GALE	ANIMAL STERILISATION REFUND	\$ 150.00
19/06/20	72560	COATES CIVIL CONSULTING P/L	CIVIL ENGINEERING CONSULTING SERVICES	\$ 4,675.00
5/06/20	72229	COLES.COM.AU	COUNCIL & STAFF REFRESHMENTS	\$ 402.35
11/06/20	72374	COLES.COM.AU	COUNCIL & STAFF REFRESHMENTS	\$ 414.72
19/06/20	72525	COLES.COM.AU	COUNCIL & STAFF REFRESHMENTS	\$ 504.97
26/06/2020	72732	COLES.COM.AU	COUNCIL & STAFF REFRESHMENTS	\$ 326.30
12/06/20	72149	COLIN HAND	ANIMAL STERILISATION REFUND	-\$ 150.00
26/06/2020	72730	COLIN WOODFORD CARPENTRY & FINE FURNITUR	CARPENTRY SERVICES	\$ 297.00
19/06/20	72535	COMBINED METAL INDUSTRIES	STEEL PRODUCTS SUPPLIER	\$ 147.46
26/06/2020	72799	COMBINED SAFETY SOLUTIONS	SAFETY EQUIPMENT	\$ 4,848.20
26/06/20	72703	COMBINED TEAM SERVICES	TRAINING SERVICES	\$ 995.00
26/06/2020	72755	COMPUTER WEST	INFORMATION TECHNOLOGY SUPPLIER	\$ 4,339.75
11/06/20	72375	CONNALKIT	PUBLIC ART & CONSULTING SERVICES	\$ 1,724.80
19/06/20	72527	CONNALKIT	PUBLIC ART & CONSULTING SERVICES	\$ 1,724.80
5/06/20	72240	CORSIGN WA PTY LTD	SIGNAGE AND TRAFFIC ACCESSORIES	\$ 115.50
11/06/20	72384	CORSIGN WA PTY LTD	SIGNAGE AND TRAFFIC ACCESSORIES	\$ 2,640.00
19/06/20	72648	COTAN PTY LTD	ENGINEERING SERVICES	\$ 1,540.00
26/06/2020	72746	COWARA CONTRACTORS PTY LTD	EARTHMOVING SERVICES	\$ 2,347.75
11/06/20	72352	CR. G HENLEY	COUNCILLOR PAYMENT	\$ 10,695.65
11/06/20	72405	CR. J BARRETT-LENNARD	COUNCILLOR PAYMENT	\$ 2,829.81
11/06/20	72391	CR. K HICK	COUNCILLOR PAYMENT	\$ 4,637.34
11/06/20	72406	CR. KATHERINE COX	COUNCILLOR PAYMENTS	\$ 2,829.81
11/06/20	72390	CR. L MILES	COUNCILLOR PAYMENT	\$ 2,829.81
11/06/20	72378	CR. P CARTER	COUNCILLOR PAYMENT	\$ 2,829.81
11/06/20	72408	CR. P CRONIN	COUNCILLOR PAYMENTS	\$ 2,829.81
11/06/20	72377	CR. R PAINE	COUNCILLOR PAYMENT	\$ 2,829.81
11/06/20	72404	CR. SUSAN RICCELLI	COUNCILLOR PAYMENT	\$ 2,829.81
5/06/20	72221	CRANEFORD PLUMBING PTY LTD	PLUMBING SERVICES	\$ 1,785.81
11/06/20	72361	CRANEFORD PLUMBING PTY LTD	PLUMBING SERVICES	\$ 1,422.45
19/06/20	72505	CRANEFORD PLUMBING PTY LTD	PLUMBING SERVICES	\$ 2,245.32
5/06/20	72320	CRAVEN FOODS	GLC KIOSK PURCHASES	\$ 103.03
26/06/2020	72848	CRAVEN FOODS	GLC KIOSK PURCHASES	\$ 100.80
19/06/20	72532	CREATIVE EIGHT STUDIO	DESIGN SERVICES	\$ 1,980.00
5/06/20	72329	CROSS SECURITY SERVICES	SECURITY SERVICES	\$ 707.30
11/06/20	72450	CROSS SECURITY SERVICES	SECURITY SERVICES	\$ 655.82
19/06/20	72678	CROSS SECURITY SERVICES	SECURITY SERVICES	\$ 57,440.02
26/06/2020	72858	CROSS SECURITY SERVICES	SECURITY SERVICES	\$ 261.80
11/06/20	72400	CS LEGAL - CLOISTERS SQUARE	LEGAL RECOVERY ON RATING DEBTS	\$ 2,625.35
4/06/20	72205	CSA OFFICIAL RECEIPTS ACCOUNT	SALARY DEDUCTIONS	\$ 1,020.24

DATE	REF #	NAME	DESCRIPTION	AMOUNT
18/06/20	72475	CSA OFFICIAL RECEIPTS ACCOUNT	SALARY DEDUCTIONS	\$ 1,170.57
2/07/2020	72887	CSA OFFICIAL RECEIPTS ACCOUNT	SALARY DEDUCTIONS	\$ 1,007.97
26/06/2020	72759	CURLY'S REMOVALS	FURNITURE TRANSPORT	\$ 150.00
5/06/20	72228	D MCKENZIE T/A LITORIA ECOSERVICES	CONSULTANCY SERVICES	\$ 2,409.00
11/06/20	72371	D MCKENZIE T/A LITORIA ECOSERVICES	CONSULTANCY SERVICES	\$ 8,000.00
19/06/20	72523	D MCKENZIE T/A LITORIA ECOSERVICES	CONSULTANCY SERVICES	\$ 10,622.00
26/06/2020	72728	D MCKENZIE T/A LITORIA ECOSERVICES	CONSULTANCY SERVICES	\$ 1,870.00
19/06/20	72620	DA CHRISTIE PTY LTD	PARK FURNITURE SUPPLIER	\$ 12,776.50
11/06/20	72415	DAVID GRAY & CO	GARBAGE BINS & PARTS SUPPLIER	\$ 1,211.00
11/06/20	72439	DAVID MILDWATERS ELECTRICAL	MAINTENANCE SERVICES	\$ 7,201.12
19/06/20	72665	DAVID MILDWATERS ELECTRICAL	MAINTENANCE SERVICES	\$ 5,924.92
26/06/2020	72852	DAVID MILDWATERS ELECTRICAL	MAINTENANCE SERVICES	\$ 4,654.17
5/06/20	72313	DAYMASTER PTY LTD	BUILDING PRODUCT SUPPLIER	\$ 1,175.54
11/06/20	72428	DAYMASTER PTY LTD	BUILDING PRODUCT SUPPLIER	\$ 238.53
19/06/20	72651	DAYMASTER PTY LTD	BUILDING PRODUCT SUPPLIER	\$ 601.10
26/06/2020	72836	DAYMASTER PTY LTD	BUILDING PRODUCT SUPPLIER	\$ 1,622.57
26/06/2020	72773	DELNORTH PTY LTD	STEEL GUIDE POST SUPPLIER	\$ 704.00
19/06/20	72542	DENADA SURVEYS PTY LTD	SURVEYING SERVICES	\$ 3,234.00
26/06/2020	72741	DENADA SURVEYS PTY LTD	SURVEYING SERVICES	\$ 5,830.00
26/06/2020	72840	DEPARTMENT OF FIRE AND EMERGENCY SERVICE	FIRE AND EMERGENCY SERVICES	\$ 26,690.00
19/06/20	72514	DEPARTMENT OF HUMAN SERVICES	CHARGES FOR CENTREPAY FACILITY	\$ 127.71
19/06/20	72493	DEPARTMENT OF TRANSPORT	VEHICLE OWNERSHIP SEARCHES	\$ 44.60
5/06/20	72246	DEPARTMENT OF WATER AND ENVIRONMENT	ENVIRONMENTAL SERVICES	\$ 1,500.00
19/06/20	72557	DEPARTMENT OF WATER AND ENVIRONMENT	ENVIRONMENTAL SERVICES	\$ 272.00
26/06/2020	72775	DEPT. OF BIODIVERSITY, CONSERVATION AND A	BOUNDARY FENCE DBCA AND ARTGEO	\$ 2,600.00
19/06/20	72601	DEVLYN CONSTRUCTIONS PTY LTD	CONSTRUCTION SERVICES	\$ 114,140.57
26/06/20	72711	DG & DK HOLDEN	STAFF REIMBURSEMENT	\$ 85.90
26/06/2020	72863	DOOR HARDWARE SOLUTIONS	HARDWARE SUPPLIES	\$ 1,225.84
26/06/2020	72792	DOUGLAS PARTNERS	GEOTECHNICAL & ENVIRONMENTAL CONSULTANCY	\$ 14,410.00
5/06/20	72235	DOUTH CONTRACTING	PROPERTY & GARDEN MAINTENANCE	\$ 1,588.95
11/06/20	72382	DOUTH CONTRACTING	PROPERTY & GARDEN MAINTENANCE	\$ 1,922.00
19/06/20	72543	DOUTH CONTRACTING	PROPERTY & GARDEN MAINTENANCE	\$ 3,105.60
26/06/20	72720	DOWN SOUTH WINDOW TINT	PLANT WINDSCREEN REPAIRS	\$ 856.50
11/06/20	72436	DOWN UNDER CONCRETE PUMPING	CONCRETE SERVICES	\$ 1,153.46
26/06/20	72700	DR & CD MCCARTHY	BOND REFUND	\$ 100.00
19/06/20	72595	DR STEPHEN VAN LEEUWEN	ADVICE ON NOONGAR PARTICIPATION ON BEACH	\$ 740.06
5/06/20	72298	DUCHESS MEDICAL PRACTICE	MEDICAL SERVICES	\$ 159.90
19/06/20	72649	DUNSBOROUGH & DISTRICT COUNTRY CLUB	GRANT FUNDING	\$ 70.00
5/06/20	72305	DUNSBOROUGH BOBCAT SERVICE	EARTHMOVING - BOBCAT HIRE	\$ 3,520.00
19/06/20	72635	DUNSBOROUGH BOBCAT SERVICE	EARTHMOVING - BOBCAT HIRE	\$ 3,410.00
26/06/2020	72828	DUNSBOROUGH BOBCAT SERVICE	EARTHMOVING - BOBCAT HIRE	\$ 4,290.00
19/06/20	72642	DUNSBOROUGH SIGNS & GRAPHICS	SIGNAGE SERVICES	\$ 1,155.00
11/06/20	72420	DYMOCKS BUSSELTON	CANCELLED PAYMENT	\$ -
26/06/20	72467	DYMOCKS BUSSELTON	CANCELLED PAYMENT	\$ -
19/06/20	72518	DYMOCKS BUSSELTON	LIBRARY RESOURCES	\$ 366.90
26/06/2020	72724	DYMOCKS BUSSELTON	LIBRARY RESOURCES	\$ 100.00
5/06/20	72270	EARTH AND STONE WA	FOOTPATHS MAINTENANCE	\$ 63,254.40
19/06/20	72671	ECONOMIC DEVELOPMENT AUSTRALIA	MEMBERSHIP / TRAINING SERVICES	\$ 440.00
19/06/20	72616	ECOSYSTEMS SOLUTIONS	CONSULTANCY SERVICES	\$ 2,007.39
19/06/20	72530	EF DAY & SN WILLIAMS	MAINTENANCE SERVICES	\$ 4,275.00
26/06/2020	72733	EF DAY & SN WILLIAMS	MAINTENANCE SERVICES	\$ 827.00
26/06/20	72722	EFAX AUSTRALIA	FAX SERVICE PROVIDER	\$ 198.00
5/06/20	72255	EIS CONTROL PTY LTD	ELECTRICAL SERVICES	\$ 140.25
11/06/20	72466	ELECTRICAL HOME AIDS PTY LIMITED	ELECTRICAL GOODS	\$ 1,198.00
19/06/20	72629	ELECTRICITY NETWORKS CORPORATION	ELECTRICAL SERVICES	\$ 9,256.00
5/06/20	72319	ELLENBY TREE FARM PTY LTD	NURSERY SUPPLIES	\$ 990.00
26/06/2020	72845	ELLENBY TREE FARM PTY LTD	NURSERY SUPPLIES	\$ 5,005.00
26/06/20	72692	ELLIOTS IRRIGATION PTY LTD	IRRIGATION SERVICES	\$ 325.60
19/06/20	72654	ELLIOTS SMALL ENGINES	PLANT PURCHASES / SERVICES / PARTS	\$ 326.35
11/06/20	72359	ENVIRONEX INTERNATIONAL PTY LTD	POOL CHEMICALS FOR GLC	\$ 545.38
26/06/20	72716	ENVIRONEX INTERNATIONAL PTY LTD	POOL CHEMICALS FOR GLC	\$ 673.20
5/06/20	72222	ERG ELECTRICS PTY LTD	ELECTRICAL COMMUNICATION SERVICES	\$ 56,978.90
11/06/20	72387	ESPRESSO ESSENTIAL (WA) PTY LTD	LIBRARY RESOURCES	\$ 521.20
19/06/20	72554	ESPRESSO ESSENTIAL (WA) PTY LTD	LIBRARY REFRESHMENT RESOURCES	\$ 1,572.17
26/06/2020	72749	ESPRESSO ESSENTIAL (WA) PTY LTD	LIBRARY RESOURCES	\$ 989.01
19/06/20	72673	EVERYDAY POTTED PLANTS	NURSERY SERVICES	\$ 3,152.60
19/06/20	72563	EWS AUSTRALIA PTY LTD	WATER AND WEATHER MONITORING EQUIPMENT	\$ 2,068.00
19/06/20	72570	FASSOM PTY LTD	STATIONERY AND OFFICE SUPPLIES	\$ 14.50
26/06/2020	72786	FAT RED BIRD DESIGNS	GRAPHIC DESIGN	\$ 650.00
26/06/2020	72867	FAWNA INC	COMMUNITY BID	\$ 1,125.00
5/06/20	72295	FENNESSY'S	VEHICLE PURCHASES / SERVICES / PARTS	\$ 861.83
11/06/20	72416	FENNESSY'S	VEHICLE PURCHASES / SERVICES / PARTS	\$ 228.54
19/06/20	72622	FENNESSY'S	VEHICLE PURCHASES / SERVICES / PARTS	\$ 228.54
26/06/2020	72816	FENNESSY'S	VEHICLE PURCHASES / SERVICES / PARTS	\$ 228.54
26/06/2020	72798	FIESTA GROUP AND GOTMOJO	ECONOMIC AND COMMUNITY GRANT	\$ 3,300.00
26/06/2020	72756	FOWLER SURVEYS	JINDONG/TREETON ROAD SURVEY	\$ 3,598.10
5/06/20	72333	FREEHILLS EFT ACCOUNT	LEGAL SERVICES	\$ 13,200.00
26/06/2020	72861	FREEHILLS EFT ACCOUNT	LEGAL SERVICES	\$ 9,915.29
26/06/20	72705	FULTON HOGAN INDUSTRIES PTY LTD	MAINTENANCE SERVICES	\$ 772.43
19/06/20	72600	FUTURE FOOD-RETAIL FOOD PLANNERS PTY LTD	FOOD AND HOSPITALITY CONSULTANCY	\$ 2,783.00
5/06/20	72245	FYFE PTY LTD	CONTAMINATED LAND AUDITOR SERVICES	\$ 3,696.00
5/06/20	72254	G & P CURTIS	WATER CHARGES REIMBURSEMENT	\$ 117.00

DATE	REF #	NAME	DESCRIPTION	AMOUNT
26/06/2020	72760	GALAXY 42 PTY LTD	SOFTWARE CONSULTANCY	\$ 1,650.00
19/06/20	72591	GARMONY PROPERTY CONSULTANTS	PROPERTY EVALUATION	\$ 4,620.00
19/06/20	72500	GEO METALS	SHEET METAL SERVICES	\$ 165.00
19/06/20	72585	GEO ORGANICS	FRUIT AND VEGETABLES	\$ 150.00
19/06/20	72556	GEOBOX PTY LTD	VEHICLE CAMERAS	\$ 1,432.20
19/06/20	72680	GEOGRAPHE CAMPING AND TACKLE WORLD	OUTDOOR EQUIPMENT SUPPLIER	\$ 50.00
19/06/20	72549	GEOGRAPHE COMMUNITY LANDCARE NURSERY	NURSERY SUPPLIES	\$ 16,594.00
26/06/2020	72743	GEOGRAPHE COMMUNITY LANDCARE NURSERY	NURSERY SUPPLIES	\$ 9,180.00
26/06/20	72719	GEOGRAPHE INDUSTRIAL SUPPLIES	INDUSTRIAL SUPPLIES	\$ 167.51
19/06/20	72630	GEOGRAPHE PETROLEUM	FUEL SERVICES	\$ 14,082.12
5/06/20	72334	GEOGRAPHE SAWS AND MOWERS	PLANT PURCHASES / SERVICES / PARTS	\$ 4,521.00
11/06/20	72452	GEOGRAPHE SAWS AND MOWERS	PLANT PURCHASES / SERVICES / PARTS	\$ 1,553.00
19/06/20	72681	GEOGRAPHE SAWS AND MOWERS	PLANT PURCHASES / SERVICES / PARTS	\$ 3,965.00
5/06/20	72297	GEOGRAPHE TIMBER & HARDWARE	HARDWARE SUPPLIES	\$ 2,070.47
26/06/2020	72817	GEOGRAPHE TIMBER & HARDWARE	HARDWARE SUPPLIES	\$ 599.00
5/06/20	72236	GEOGRAPHE UNDERGROUND SERVICES	UNDERGROUND SERVICES	\$ 1,452.00
11/06/20	72403	GEOSPREAD	GREEN WASTE MULCHING	\$ 24,557.50
19/06/20	72587	GEOSPREAD	GREEN WASTE MULCHING	\$ 32,932.90
5/06/20	72328	GHD PTY LTD	CONSULTANCY SERVICES	\$ 8,227.23
26/06/2020	72813	GILS MOWING	MAINTENANCE SERVICES	\$ 2,100.00
4/06/20	72198	GR & LC CHRISTIAN	RENTAL LEASE AGREEMENT	\$ 620.00
5/06/20	72288	GR AND SM ARMSTRONG	ANIMAL REGISTRATION REFUND	\$ 77.50
26/06/2020	72806	GR WILSON	RATE REFUND	\$ 621.08
11/06/20	72363	GRACE RECORDS MANAGEMENT (AUSTRALIA) PTY	STORAGE SERVICES	\$ 222.18
5/06/20	72332	GRASSIAS TURF MANAGEMENT	CRICKET PITCH MANAGEMENT SERVICES	\$ 7,800.00
11/06/20	72383	GUARDIAN FIRST AID & FIRE	SAFETY SUPPLIES	\$ 889.90
19/06/20	72545	GUARDIAN FIRST AID & FIRE	SAFETY SUPPLIES	\$ 383.61
26/06/2020	72862	GUMPTION PTY LTD	ADVERTISING SERVICES	\$ 781.00
11/06/20	72418	HANSON CONSTRUCTION MATERIALS PTY LTD	CONCRETE SERVICES	\$ 4,758.71
19/06/20	72626	HANSON CONSTRUCTION MATERIALS PTY LTD	CONCRETE SERVICES	\$ 1,138.50
26/06/2020	72824	HANSON CONSTRUCTION MATERIALS PTY LTD	CONCRETE SERVICES	\$ 2,232.78
5/06/20	72261	HARBECKS TRANSPORT	SAND AND GRAVEL SUPPLIES	\$ 4,482.50
26/06/2020	72781	HARGREAVES DESIGN GROUP	DESIGN SERVICES	\$ 3,270.00
5/06/20	72269	HAULMORE TRAILER SALES PTY LTD	TRAILER SALES AND REPAIRS	\$ 374.00
11/06/20	72368	HEALTHSCOPE MEDICAL CENTRE PTY LTD	MEDICAL SERVICES	\$ 160.00
19/06/20	72520	HEALTHSCOPE MEDICAL CENTRE PTY LTD	MEDICAL SERVICES	\$ 35.00
26/06/2020	72726	HEALTHSCOPE MEDICAL CENTRES	MEDICAL SERVICES	\$ 75.00
5/06/20	72249	HI LIGHTING (1984) PTY LTD	LIGHTING SERVICES	\$ 15,444.00
26/06/2020	72768	HIFX LIMITED CLIENT SECURITY TRUST ACC	ELECTRONIC VISITOR MANAGEMENT SYSTEM	\$ 70.00
5/06/20	72346	HIP POCKET WORKWEAR	UNIFORMS & PROTECTIVE CLOTHING	\$ 475.27
11/06/20	72461	HIP POCKET WORKWEAR	UNIFORMS & PROTECTIVE CLOTHING	\$ 163.35
19/06/20	72690	HIP POCKET WORKWEAR	UNIFORMS & PROTECTIVE CLOTHING	\$ 2,326.05
26/06/2020	72869	HIP POCKET WORKWEAR	UNIFORMS & PROTECTIVE CLOTHING	\$ 5,761.49
11/06/20	72419	HOLCIM	CONCRETE SERVICES	\$ 11,814.39
19/06/20	72628	HOLCIM	CONCRETE SERVICES	\$ 1,991.88
26/06/2020	72793	HOLISTIC HEN	ECONOMIC AND COMMUNITY SUPPORT GRANT	\$ 2,155.50
5/06/20	72278	HUMANE SOLUTIONS	MONITORING AND TRAPPING OF PEST SPECIES	\$ 2,486.00
26/06/2020	72788	HUMANE SOLUTIONS	MONITORING AND TRAPPING OF PEST SPECIES	\$ 2,486.00
5/06/20	72260	IAN & FRIDA ROBERTSON	WATER CHARGES REIMBURSEMENT	\$ 117.00
18/06/20	72478	IC DEVELOPMENTS PTY LTD T/AS INNOVEST CO	CONSTRUCTION SERVICES	\$ 212,072.42
5/06/20	72262	ILION AUSTRALIA PTY LTD	TENDER ADVERTISING AND MANAGEMENT	\$ 282.32
19/06/20	72573	ILION AUSTRALIA PTY LTD	TENDER ADVERTISING AND MANAGEMENT	\$ 591.38
11/06/20	72411	INDUSTRIAL ROADPAVERS (WA) PTY LTD	CIVIL AND LANDSCAPING WORKS	\$ 169,927.81
11/06/20	72412	INSTANT PRODUCTS HIRE	PUBLIC ABLUTIONS HIRE AND SALES	\$ 2,522.80
19/06/20	72599	INSTANT PRODUCTS HIRE	PUBLIC ABLUTIONS HIRE AND SALES	\$ 2,642.93
26/06/2020	72757	INTERFIRE AGENCIES PTY LTD	FIRE, SAFETY, EMERGENCY EQUIPMENT	\$ 3,137.53
5/06/20	72225	INVASIVE SPECIES PTY LTD	FOX BAITING	\$ 10,047.40
19/06/20	72515	INVASIVE SPECIES PTY LTD	FOX BAITING	\$ 12,020.80
26/06/2020	72723	INVASIVE SPECIES PTY LTD	FOX BAITING	\$ 6,303.00
19/06/20	72662	IPWEA	MEMBERSHIP/SUBSCRIPTIONS	\$ 209.00
11/06/20	72448	IRRIGATION AUSTRALIA LIMITED	MEMBERSHIP/SUBSCRIPTION	\$ 714.00
26/06/2020	72856	JACK IN THE BOX CORPORATION PTY LTD	MARKETING SERVICES	\$ 4,722.30
19/06/20	72609	JACKIE M FELTON	RATE REFUND	\$ 1,043.99
19/06/20	72582	JAMES BENNETT	SPECIALIST LIBRARY RESOURCES	\$ 495.33
26/06/2020	72776	JAMES BENNETT	SPECIALIST LIBRARY RESOURCES	\$ 342.51
26/06/2020	72818	JASON SIGNMAKERS	SIGNAGE SUPPLIES	\$ 135.36
26/06/20	72699	JAYDEE EVENTS PTY LTD	BOND REFUND	\$ 925.00
5/06/20	72253	JCW ELECTRICAL GROUP PTY LTD	ELECTRICAL CONTRACTING	\$ 354.20
19/06/20	72567	JCW ELECTRICAL GROUP PTY LTD	ELECTRICAL CONTRACTING	\$ 171.60
5/06/20	72213	JIGSAW SIGNS & PRINT	SIGNAGE SERVICES	\$ 7,255.60
19/06/20	72485	JIGSAW SIGNS & PRINT	SIGNAGE SERVICES	\$ 26.40
26/06/2020	72702	JIGSAW SIGNS & PRINT	SIGNAGE SERVICES	\$ 753.50
11/06/20	72367	JIMS FIRST	HARDWARE SUPPLIES	\$ 1,601.65
19/06/20	72519	JIMS FIRST	HARDWARE SUPPLIES	\$ 839.14
26/06/2020	72725	JIMS FIRST	HARDWARE SUPPLIES	\$ 620.52
5/06/20	72340	JUICE PRINT	PRINTING SERVICES	\$ 365.00
19/06/20	72686	JUICE PRINT	PRINTING SERVICES	\$ 209.19
11/06/20	72395	KENT LYON ARCHITECT	DESIGN SERVICES	\$ 2,321.00
5/06/20	72349	KERFAB INDUSTRIES	MATERIALS HANDLING EQUIPMENT	\$ 9,612.90
26/06/2020	72769	KERFAB INDUSTRIES	MATERIALS HANDLING EQUIPMENT	\$ 22,430.10
19/06/20	72487	KERRY HILL ARCHITECTS	ARCHITECTURAL SERVICES	\$ 132,665.50
11/06/20	72389	KITCHEN TAKEOVERS	CATERING	\$ 231.00

DATE	REF #	NAME	DESCRIPTION	AMOUNT
19/06/20	72558	KITCHEN TAKEOVERS	CATERING	\$ 277.00
26/06/2020	72751	KITCHEN TAKEOVERS	CATERING	\$ 345.00
11/06/20	72393	KMART BUSSELTON	RETAIL HOME WARES	\$ 54.00
26/06/2020	72745	KOOMAL DREAMING	WELCOME TO COUNTRY PERFORMANCE	\$ 1,000.00
11/06/20	72413	LA BOWEY	BTTP REFUND	\$ 162.00
5/06/20	72304	LANDGATE (VALUER GENERAL'S OFFICE)	LAND VALUATIONS	\$ 744.80
19/06/20	72492	LANDMARK PRODUCTS LTD	ENVIRONMENTAL SERVICES	\$ 3,993.00
5/06/20	72217	LANDSAVE ORGANICS	LANDSCAPING SERVICE	\$ 4,180.00
26/06/20	72710	LANDSAVE ORGANICS	LANDSCAPING SERVICE	\$ 7,920.00
11/06/20	72396	LANDSCAPE AND MAINTENANCE SOLUTIONS PTY	LANDSCAPING SERVICES	\$ 8,419.40
11/06/20	72429	LAWRENCE & HANSON	ELECTRICAL/PROTECTIVE CLOTHING SUPPLIES	\$ 3,197.69
5/06/20	72211	LEEWIN CIVIL PTY LTD	HIRE EQUIPMENT SERVICES	\$ 8,189.50
11/06/20	72353	LEEWIN CIVIL PTY LTD	HIRE EQUIPMENT SERVICES	\$ 204,768.00
19/06/20	72483	LEEWIN CIVIL PTY LTD	HIRE EQUIPMENT SERVICES	\$ 1,124,460.64
26/06/20	72698	LEEWIN CIVIL PTY LTD	HIRE EQUIPMENT SERVICES	\$ 50,021.13
29/06/2020	72873	LEEWIN CIVIL PTY LTD	HIRE EQUIPMENT SERVICES	\$ 28,912.28
19/06/20	72679	LEEWIN TRANSPORT	COURIER SERVICES	\$ 714.34
11/06/20	72366	LG CONNECT PTY LTD	TECHNICAL CONSULTING	\$ 12,331.00
26/06/2020	72763	LIFE READY PHYSIO & PILATES BUSSELTON	MUSCULOSKELETAL FUNCTIONAL CAPACITY	\$ 148.50
5/06/20	72325	LINCOLN HIGGINS	WELDING SERVICES	\$ 110.00
19/06/20	72494	LINDA KUSAL	STAFF REIMBURSEMENT	\$ 67.00
5/06/20	72266	LIVING MADLY PTY LTD	BAKERY CATERING	\$ 97.20
19/06/20	72576	LIVING MADLY PTY LTD	BAKERY CATERING	\$ 121.50
19/06/20	72691	LOCAL GOVERNMENT PROFESSIONALS AUSTRALIA	TRAINING SERVICES	\$ 4,500.00
26/06/2020	72872	LOCAL GOVERNMENT PROFESSIONALS AUSTRALIA	TRAINING SERVICES	\$ 80.00
5/06/20	72277	LOCK AROUND THE CLOCK	SECURITY SERVICES	\$ 66.00
19/06/20	72533	LOTIX FILTER CLEANING SERVICE	PLANT FILTER CLEANING SERVICE	\$ 461.11
5/06/20	72271	LYN AND GLEN JOHNSON	WATER CHARGES REIMBURSEMENT	\$ 117.00
19/06/20	72610	LYNDA JILL SPENCER	ANIMAL REGISTRATION REFUND	\$ 75.00
26/06/2020	72850	M & B SALES	HARDWARE SERVICES	\$ 365.09
19/06/20	72624	MACDONALD JOHNSTON PTY LTD	ENGINEERING - PLANT SPARES & SERVICING	\$ 4,355.27
26/06/2020	72821	MACDONALD JOHNSTON PTY LTD	ENGINEERING - PLANT SPARES & SERVICING	\$ 753.57
19/06/20	72611	MADDISON OLIVER	ANIMAL REGISTRATION REFUND	\$ 150.00
26/06/2020	72787	MAGPIE COFFEE CAFE	CATERING SERVICES	\$ 200.00
5/06/20	72341	MAIA FINANCIAL	LEASING PAYMENTS	\$ 136,397.77
11/06/20	72458	MAIA FINANCIAL	LEASING PAYMENTS	\$ 515.85
5/06/20	72218	MAIN ROADS OPERATING	BRIDGE MAINTENANCE	\$ 9,167.91
11/06/20	72424	MAJOR MOTORS PTY LTD	PLANT PURCHASES / SERVICES / PARTS	\$ 737.48
19/06/20	72641	MAJOR MOTORS PTY LTD	PLANT PURCHASES / SERVICES / PARTS	\$ 1,309.60
5/06/20	72299	MALATESTA ROAD PAVING	ROAD HOTMIX / PAVING SERVICES	\$ 8,532.30
19/06/20	72623	MALATESTA ROAD PAVING	ROAD HOTMIX / PAVING SERVICES	\$ 33,495.00
26/06/2020	72820	MALATESTA ROAD PAVING	ROAD HOTMIX / PAVING SERVICES	\$ 2,364.60
19/06/20	72684	MARAGLAD HOLDINGS PTY LTD	FIRE CONTROL SERVICES	\$ 4,510.00
26/06/2020	72864	MARAGLAD HOLDINGS PTY LTD	FIRE CONTROL SERVICES	\$ 165.00
19/06/20	72504	MARGARET PARKE	ART SALES	\$ 249.60
19/06/20	72526	MARGARET RIVER BUSSELTON TOURISM ASSOCIATION	ADVERTISING	\$ 1,068.17
19/06/20	72507	MARGARET RIVER FENCING	MAINTENANCE SERVICES	\$ 5,830.00
26/06/20	72696	MARGARET RIVER WINE ASSOCIATION	MARKETING SERVICES	\$ 13,750.00
26/06/2020	72809	MARILYN HARRISON	STAFF REIMBURSEMENT	\$ 129.99
19/06/20	72608	MARK LEE	BOND REFUND	\$ 100.00
5/06/20	72230	MARKETFORCE PTY LTD	ADVERTISING SERVICES	\$ 491.99
19/06/20	72531	MARKETFORCE PTY LTD	ADVERTISING SERVICES	\$ 1,037.77
5/06/20	72339	MCGREGOR WJ & J	MANAGEMENT BUSSELTON JETTY TOURIST PARK	\$ 44,134.05
19/06/20	72685	MCGREGOR WJ & J	MANAGEMENT BUSSELTON JETTY TOURIST PARK	\$ 43,559.85
26/06/2020	72865	MCGREGOR WJ & J	MANAGEMENT BUSSELTON JETTY TOURIST PARK	\$ 43,559.85
26/06/20	72715	MCLEODS BARRISTERS & SOLICITORS	LEGAL SERVICES	\$ 5,544.32
30/06/2020	72880	MCLEODS BARRISTERS & SOLICITORS	LEGAL SERVICES	\$ 4,794.76
19/06/20	72586	MDM ENTERTAINMENT PTY LTD	DVD AND CD SUPPLY TO LIBRARY	\$ 120.96
26/06/2020	72779	MDM ENTERTAINMENT PTY LTD	DVD AND CD SUPPLY TO LIBRARY	\$ 711.17
19/06/20	72614	ME RAINY T/AS PK COURIERS	COURIER SERVICES	\$ 346.50
19/06/20	72581	MECHANICAL PROJECT SERVICES	AIRCONDITIONING & REFRIGERATION SERVICES	\$ 6,855.20
19/06/20	72484	MEDELECT	DEFIBRILLATOR MAINTENANCE	\$ 434.50
11/06/20	72441	MINTER ELLISON	LEGAL SERVICES	\$ 11,933.68
5/06/20	72343	MJB INDUSTRIES	DRAINAGE SUPPLIES	\$ 6,138.00
11/06/20	72447	MODERN TEACHING AIDS PTY LTD	LIBRARY RESOURCES	\$ 454.08
19/06/20	72619	MP ROGERS & ASSOCIATES PTY LTD	CONSULTANCY SERVICES	\$ 4,470.65
19/06/20	72481	MR & MRS D HADDON	ART SALES	\$ 98.00
5/06/20	72279	MR CRAIG MICHAEL & MRS KATHRYNE JANE PIL	BTTP REFUND	\$ 201.00
19/06/20	72607	MUIRS	VEHICLE MAINTENANCE	\$ 827.03
19/06/20	72516	MULLOWAY STUDIO PTY LTD	INTERPRETATION DESIGN AND CONSULTANCY	\$ 4,257.00
29/06/2020	72877	NANCY JUNE WALTER	LICENCE TO OCCUPY PAYOUT WINDERLUP COURT	\$ 61,858.08
19/06/20	72513	NATURAL AREA HOLDINGS PTY LTD	VEGETATION PROTECTION SUPPLIES	\$ 6,660.94
19/06/20	72536	NATURALISTE HYGIENE SERVICES	HYGIENE SERVICES	\$ 775.00
11/06/20	72394	NATURALISTE TURF	TURF MAINTENANCE SERVICES	\$ 460.86
19/06/20	72569	NATURALISTE TURF	TURF MAINTENANCE SERVICES	\$ 30,164.54
5/06/20	72347	NEVERFAIL SPRINGWATER LTD	WATER REFILL SERVICE - DUNS WASTE FACILITY	\$ 52.05
11/06/20	72462	NEVERFAIL SPRINGWATER LTD	WATER REFILL SERVICE - DUNS WASTE FACILITY	\$ 342.05
26/06/2020	72870	NEVERFAIL SPRINGWATER LTD	WATER REFILL SERVICE - DUNS WASTE FACILITY	\$ 257.30
5/06/20	72300	NICHOLLS MACHINERY	PLANT PURCHASES / SERVICES / PARTS	\$ 24.73
11/06/20	72417	NICHOLLS MACHINERY	PLANT PURCHASES / SERVICES / PARTS	\$ 3,006.67
19/06/20	72625	NICHOLLS MACHINERY	PLANT PURCHASES / SERVICES / PARTS	\$ 699.42
26/06/2020	72822	NICHOLLS MACHINERY	PLANT PURCHASES / SERVICES / PARTS	\$ 42.45

DATE	REF #	NAME	DESCRIPTION	AMOUNT
19/06/20	72605	NICOLA WATT & KEVIN BAPTIST	BJTP REFUND	\$ 50.00
26/06/2020	72762	NIGHTLIFE MUSIC PTY LTD	MUSIC AND VIDEO SUBSCRIPTION SERVICES	\$ 206.96
5/06/20	72216	NL & KE SEARLE	STAFF REIMBURSEMENT	\$ 90.00
26/06/20	72708	NL & KE SEARLE	STAFF REIMBURSEMENT	\$ 90.00
26/06/2020	72790	NOBLE CONSULTING SURVEYORS PTY LTD	SURVEYING SERVICES	\$ 22,000.00
11/06/20	72376	OCEAN AIR CARPET CARE	CLEANING SERVICES	\$ 30,753.25
19/06/20	72537	OCEAN AIR CARPET CARE	CLEANING SERVICES	\$ 363.00
11/06/20	72407	OCR HOLDINGS PTY LTD	LIQUID WASTE REMOVAL	\$ 1,357.40
19/06/20	72562	OFFICEWORKS	OFFICE EQUIPMENT SERVICES	\$ 65.95
26/06/2020	72753	OFFICEWORKS	OFFICE EQUIPMENT SERVICES	\$ 121.31
19/06/20	72529	OLDSWEEN FAMILY TRUST	CATERING	\$ 175.60
26/06/20	72693	OLIVER DARBY	STAFF REIMBURSEMENT	\$ 79.99
5/06/20	72256	ONSITE RENTAL GROUP OPERATIONS PTY LTD	DRY HIRE	\$ 5,788.98
29/06/2020	72876	ONSITE RENTAL GROUP OPERATIONS PTY LTD	DRY HIRE	\$ 13,269.95
26/06/2020	72754	OPRA AUSTRALIA PTY LTD	PSYCHOMETRIC ASSESSMENT SERVICES	\$ 726.00
11/06/20	72365	OPTUS BILLING SERVICES PTY LTD	FIXED INTERNET ACCESS	\$ 5,000.00
19/06/20	72512	OPTUS BILLING SERVICES PTY LTD	FIXED INTERNET ACCESS	\$ 2,500.00
19/06/20	72638	OTIS ELEVATOR COMPANY PTY LTD	ELEVATOR SERVICES	\$ 5,797.21
11/06/20	72402	OTTELIA ECOLOGY	ENVIRONMENTAL CONSULTANT	\$ 5,720.00
19/06/20	72580	OTTELIA ECOLOGY	ENVIRONMENTAL CONSULTANT	\$ 2,640.00
26/06/2020	72772	OTTELIA ECOLOGY	ENVIRONMENTAL CONSULTANT	\$ 1,606.00
26/06/2020	72758	PAINT INDUSTRIES PTY LTD	PAINT REQUIREMENTS	\$ 880.09
5/06/20	72267	PATRICIA ADELE THOMAS	TEACHING ART SKILL	\$ 480.00
19/06/20	72568	PB & MM LANGRIDGE	WATER CHARGES REIMBURSEMENT	\$ 117.00
19/06/20	72632	PENDREY AGENCIES P/L	CHEMICAL/RURAL SUPPLIES	\$ 1,636.80
26/06/2020	72826	PENDREY AGENCIES P/L	CHEMICAL/RURAL SUPPLIES	\$ 39,270.00
29/06/2020	72875	PERRON DEVELOPMENT P/L & STAWELL P/L	WATER IRRIGATION CHARGES	\$ 6,608.92
26/06/20	72701	PERTH ENERGY PTY LTD	ELECTRICITY SUPPLIER	\$ 6,700.54
26/06/2020	72804	PETER QUAYLE	BOND REFUND	\$ 200.00
19/06/20	72488	PHOENIX FOUNDRY PTY LTD	MEMORIAL PLAQUES SUPPLIER	\$ 2,306.70
26/06/2020	72783	POOL ROBOTIC PERTH	POOL CLEANER SALES AND REPAIR	\$ 95.15
26/06/2020	72764	POWER MEDICAL CENTRE	PRE EMPLOYMENT MEDICAL	\$ 159.50
5/06/20	72307	PRESTIGE PRODUCTS	HOSPITALITY EQUIPMENT SUPPLIER	\$ 51.37
11/06/20	72423	PRESTIGE PRODUCTS	HOSPITALITY EQUIPMENT SUPPLIER	\$ 805.42
19/06/20	72640	PRESTIGE PRODUCTS	HOSPITALITY EQUIPMENT SUPPLIER	\$ 1,870.32
26/06/2020	72830	PRESTIGE PRODUCTS	HOSPITALITY EQUIPMENT SUPPLIER	\$ 380.91
5/06/20	72306	PRO-LINE KERBING	KERBING SERVICES	\$ 18,471.20
26/06/2020	72829	PRO-LINE KERBING	KERBING SERVICES	\$ 539.00
5/06/20	72234	PVR INDUSTRIAL PTY LTD	INDUSTRIAL PUMP REPAIRS	\$ 3,525.28
11/06/20	72379	PVR INDUSTRIAL PTY LTD	INDUSTRIAL PUMP REPAIRS	\$ 4,588.53
26/06/2020	72738	PVR INDUSTRIAL PTY LTD	INDUSTRIAL PUMP REPAIRS	\$ 4,588.53
5/06/20	72237	QPLAY KEITH HEPPERMAN P/L T/AS	PLAYGROUND EQUIPMENT	\$ 1,874.49
5/06/20	72301	RAECO INTERNATIONAL PTY LTD	LIBRARY RESOURCES	\$ 2,461.42
5/06/20	72231	RANTAM PTY LTD T/A SHEDS DOWN SOUTH	SHED CONSTRUCTION	\$ 4,300.00
19/06/20	72534	RANTAM PTY LTD T/A SHEDS DOWN SOUTH	SHED CONSTRUCTION	\$ 15,650.00
19/06/20	72553	RECOIL BEGUN PTY LTD	CATERING	\$ 637.20
5/06/20	72309	REPCO AUTO PARTS	PLANT PURCHASES / SERVICES / PARTS	\$ 395.33
11/06/20	72425	REPCO AUTO PARTS	PLANT PURCHASES / SERVICES / PARTS	\$ 151.80
26/06/2020	72832	REPCO AUTO PARTS	PLANT PURCHASES / SERVICES / PARTS	\$ 129.80
19/06/20	72510	RESOURCE FURNITURE	LIBRARY RESOURCES	\$ 1,885.93
5/06/20	72327	RICOH BUSINESS CENTRE	OFFICE EQUIPMENT SERVICES - PHOTOCOPYING	\$ 1,458.67
11/06/20	72449	RICOH BUSINESS CENTRE	OFFICE EQUIPMENT SERVICES - PHOTOCOPYING	\$ 57.79
19/06/20	72676	RICOH BUSINESS CENTRE	OFFICE EQUIPMENT SERVICES - PHOTOCOPYING	\$ 492.00
11/06/20	72457	RMS (AUST)P/L	SOFTWARE SERVICES	\$ 59.40
19/06/20	72637	RODS AUTO ELECTRICS	AUTO ELECTRICAL SERVICES	\$ 4,410.98
26/06/2020	72802	ROSEMARY KENDALL	BOND REFUND	\$ 100.00
26/06/2020	72823	ROYAL LIFE SAVING SOCIETY - AUSTRALIA	TRAINING SERVICES	\$ 338.40
26/06/20	72721	RST WELDING & FABRICATIONS	TRAILER MANUFACTURE	\$ 4,415.00
11/06/20	72453	SAFE & SURE SECURITY PTY LTD	SECURITY SERVICES - ALARM OCCURRENCE	\$ 2,717.00
19/06/20	72502	SAGE CONSULTING ENGINEERS PTY LTD	LIGHTING INSTALLATION	\$ 1,100.00
11/06/20	72409	SAI GLOBAL	AUST STANDARDS PUBLICATIONS	\$ 379.93
26/06/2020	72811	SAMUEL CRACROFT-WILSON	ANIMAL REGISTRATION REFUND	\$ 100.00
5/06/20	72335	SANPOINT PTY LTD	LANDSCAPING SERVICES	\$ 2,706.00
19/06/20	72683	SANPOINT PTY LTD	LANDSCAPING SERVICES	\$ 46,866.77
29/06/2020	72878	SANPOINT PTY LTD	LANDSCAPING SERVICES	\$ 7,392.00
19/06/20	72559	SATHISH KUMAR ANGIIA THULASIRAMAN	CATERING	\$ 349.00
11/06/20	72360	SCOPE BUSINESS IMAGING	ELECTRONIC EQUIPMENT	\$ 192.50
5/06/20	72265	SCOTTISH PACIFIC BUSINESS FINANCE	TRAFFIC MANAGEMENT SERVICES	\$ 3,969.63
11/06/20	72399	SCOTTISH PACIFIC BUSINESS FINANCE	TRAFFIC MANAGEMENT SERVICES	\$ 4,085.13
26/06/2020	72767	SCOTTISH PACIFIC BUSINESS FINANCE	TRAFFIC MANAGEMENT SERVICES	\$ 6,775.33
26/06/2020	72734	SEASIDE LANDSCAPING CONTRACTORS	LANDSCAPING SERVICES	\$ 302.50
19/06/20	72588	SELTONSUPA PTY LTD	ELECTRICAL APPLIANCE SERVICES	\$ 3,108.85
26/06/2020	72782	SELTONSUPA PTY LTD	ELECTRICAL APPLIANCE SERVICES	\$ 1,399.00
26/06/2020	72803	SHELLEY CONNOR	BOND REFUND	\$ 200.00
19/06/20	72688	SHORE COASTAL	COASTAL CONSULTANCY SERVICES	\$ 3,454.00
26/06/2020	72868	SHORE COASTAL	COASTAL CONSULTANCY SERVICES	\$ 12,298.00
5/06/20	72215	SHOREWATER MARINE PTY LTD	BSN JETTY REFURBISHMENT	\$ 99,864.51
11/06/20	72356	SHOREWATER MARINE PTY LTD	BSN JETTY REFURBISHMENT	\$ 86,264.64
19/06/20	72490	SHOREWATER MARINE PTY LTD	BSN JETTY REFURBISHMENT	\$ 20,214.94
5/06/20	72273	SIESTA TIME WA PTY LTD T/AS CAPE CELLARS	REFRESHMENTS	\$ 50.00
19/06/20	72583	SIESTA TIME WA PTY LTD T/AS CAPE CELLARS	REFRESHMENTS	\$ 175.10
26/06/2020	72778	SIESTA TIME WA PTY LTD T/AS CAPE CELLARS	REFRESHMENTS	\$ 100.00

DATE	REF #	NAME	DESCRIPTION	AMOUNT
26/06/2020	72853	SIGMA CHEMICALS	CHEMICAL SUPPLIER	\$ 406.45
26/06/2020	72797	SIRSIDYNIX PTY LTD	SOFTWARE SUPPLY AND HOSTING	\$ 1,513.60
19/06/20	72589	SKIDATA AUSTRALASIA PTY LTD	CARPARK EQUIPMENT	\$ 634.26
5/06/20	72223	SMALL TREE FARM	NURSERY SUPPLIES	\$ 4,356.00
4/06/20	72200	SMARTSALARY PTY LTD	SALARY PACKAGING SERVICE	\$ 24,564.67
18/06/20	72470	SMARTSALARY PTY LTD	SALARY PACKAGING SERVICE	\$ 24,362.38
2/07/2020	72882	SMARTSALARY PTY LTD	SALARY PACKAGING SERVICE	\$ 20,002.26
5/06/20	72281	SOLE TRAILS PTY LTD	EVENT MANAGEMENT SPONSORSHIP	\$ 5,500.00
19/06/20	72606	SONYA STEWART	INDIGENOUS ADVISOR	\$ 2,004.00
5/06/20	72224	SOUNDPACK SOLUTIONS	LIBRARY RESOURCES	\$ 333.03
11/06/20	72380	SOUTH REGIONAL TAFE	EDUCATION & TRAINING	\$ 1,023.75
11/06/20	72459	SOUTH WEST COUNSELLING	COUNSELLING SERVICES	\$ 852.50
19/06/20	72687	SOUTH WEST COUNSELLING	RATE REFUND	\$ 1,193.50
26/06/2020	72801	SOUTH WEST FRIDGE TECH	AIRCONDITIONING SERVICING	\$ 99.00
5/06/20	72303	SOUTH WEST MACHINING CENTRE	PLANT MAINTENANCE SERVICES	\$ 1,848.00
26/06/2020	72825	SOUTH WEST MACHINING CENTRE	PLANT MAINTENANCE SERVICES	\$ 2,082.65
5/06/20	72264	SOUTH WEST OFFICE NATIONAL	STATIONERY	\$ 893.84
11/06/20	72398	SOUTH WEST OFFICE NATIONAL	STATIONERY	\$ 553.51
19/06/20	72575	SOUTH WEST OFFICE NATIONAL	STATIONERY	\$ 3,001.82
26/06/2020	72766	SOUTH WEST OFFICE NATIONAL	STATIONERY	\$ 247.48
5/06/20	72302	SOUTH WEST STEEL PRODUCTS	STEEL PRODUCTS SUPPLIER	\$ 1,326.60
19/06/20	72627	SOUTH WEST STEEL PRODUCTS	STEEL PRODUCTS SUPPLIER	\$ 468.47
5/06/20	72258	SOUTHERN HABITAT NURSERY	NURSERY SUPPLIES	\$ 3,283.50
26/06/2020	72761	SOUTHERN HABITAT NURSERY	NURSERY SUPPLIES	\$ 3,432.00
26/06/2020	72737	SOUTHWEST OUTDOOR POWER	PLANT PURCHASES / SERVICES / PARTS	\$ 406.75
5/06/20	72321	SOUTHWEST TYRE SERVICE	PLANT TYRE SUPPLIER / REPAIRER	\$ 7,098.50
11/06/20	72438	SOUTHWEST TYRE SERVICE	PLANT TYRE SUPPLIER / REPAIRER	\$ 1,518.40
19/06/20	72663	SOUTHWEST TYRE SERVICE	PLANT TYRE SUPPLIER / REPAIRER	\$ 776.50
26/06/2020	72851	SOUTHWEST TYRE SERVICE	PLANT TYRE SUPPLIER / REPAIRER	\$ 1,638.50
5/06/20	72257	SPORTSPOWER	SPORT EQUIPMENT SUPPLIER	\$ 112.50
19/06/20	72615	SPOTLIGHT PTY LTD	VACATION CARE SUPPLIES	\$ 270.00
19/06/20	72524	SPYKER TECHNOLOGIES PTY LTD	CCTV PRODUCTS AND SERVICES	\$ 4,039.06
5/06/20	72243	STALEY FOOD & PACKAGING	CLEANING CHEMICALS	\$ 1,689.60
19/06/20	72552	STALEY FOOD & PACKAGING	CLEANING CHEMICALS	\$ 4,384.88
19/06/20	72584	STARMIX HOLDINGS PTY LTD	FOOTPATH MAINTENANCE	\$ 4,269.10
26/06/2020	72729	STATEWIDE DOORS	MAINTENANCE SERVICES	\$ 1,100.00
5/06/20	72289	STEWART & HEATON CLOTHING	PROTECTIVE CLOTHING SUPPLIER	\$ 494.47
19/06/20	72613	STEWART & HEATON CLOTHING	PROTECTIVE CLOTHING SUPPLIER	\$ 9,870.30
26/06/2020	72812	STEWART & HEATON CLOTHING	PROTECTIVE CLOTHING SUPPLIER	\$ 3,673.56
4/06/20	72199	STOCKER PRESTON RESIDENTIAL	RENT - A NOTTLE	\$ 860.00
18/06/20	72469	STOCKER PRESTON RESIDENTIAL	RENT - A NOTTLE	\$ 860.00
2/07/2020	72881	STOCKER PRESTON RESIDENTIAL	RENT - A NOTTLE	\$ 860.00
19/06/20	72682	STRATAGREEN	NURSERY SUPPLIES	\$ 2,503.60
11/06/20	72350	SUNNY SIGN COMPANY PTY LTD	SIGNAGE SERVICES	\$ 4,522.65
4/06/20	72207	SUPERCHOICE	SUPERANNUATION	\$ 165,912.33
18/06/20	72477	SUPERCHOICE	SUPERANNUATION	\$ 167,400.44
2/07/2020	72889	SUPERCHOICE	SUPERANNUATION	\$ 171,006.10
11/06/20	72388	SUPPER ROAD	CATERING	\$ 396.00
26/06/2020	72860	SURVCON P/L	SURVEY SERVICES	\$ 2,238.50
19/06/20	72596	SURVEYTECH TRAFFIC SURVEYS PTY LTD	TRAFFIC SURVEYS	\$ 26,444.00
5/06/20	72284	SUSAN SPOULE	ARTGEO REFUND	\$ 50.00
19/06/20	72479	SUZIE B MACLEAN	GRAPHIC DESIGN SERVICES	\$ 264.00
5/06/20	72241	SW ENVIRONMENTAL	ENVIRONMENTAL SERVICES	\$ 68.75
11/06/20	72386	SW ENVIRONMENTAL	ENVIRONMENTAL SERVICES	\$ 16,043.50
19/06/20	72639	SW PRECISION PRINT	PRINTING SERVICES	\$ 1,344.75
5/06/20	72212	TARVIA PTY LTD	ENGINEERING SERVICES	\$ 1,122.00
11/06/20	72354	TARVIA PTY LTD	ENGINEERING SERVICES	\$ 4,497.90
26/06/2020	72731	TECHNOGYM AUSTRALIA PTY LTD	FITNESS EQUIPMENT	\$ 118.82
11/06/20	72444	TECHNOLOGY ONE	SOFTWARE SERVICES	\$ 983.95
19/06/20	72612	TENOSURE	BOND REFUND	\$ 450.00
11/06/20	72355	THAT GUY'S RECYCLING PTY LTD T/A ;TOTAL	RECYCLING E-WASTE SERVICES	\$ 1,420.32
5/06/20	72285	THE FLOWER PLACE BUSSELTON	FLORAL ARRANGEMENTS	\$ 60.00
19/06/20	72566	THE GOOD EGG CAFE	VENUE HIRE AND CATERING	\$ 660.00
5/06/20	72210	THE GOOD GUYS BUSSELTON	ELECTRICAL SUPPLIES	\$ 89.85
19/06/20	72480	THE GOOD GUYS BUSSELTON	ELECTRICAL SUPPLIES	\$ 1,766.00
26/06/20	72697	THE GOOD GUYS BUSSELTON	ELECTRICAL SUPPLIES	\$ 500.00
5/06/20	72259	THE TUBE NURSERY	NURSERY SUPPLIES	\$ 1,425.13
11/06/20	72397	THE TUBE NURSERY	NURSERY SUPPLIES	\$ 250.25
26/06/20	72709	THE TUBE NURSERY - MARGARET RIVER	NURSERY SUPPLIES	\$ 1,038.13
26/06/2020	72780	THINK WATER DUNSBOROUGH	RETICULATION SERVICES	\$ 6,233.30
26/06/2020	72777	THOMSON GEER LAWYERS	LEGAL SERVICES	\$ 7,150.00
26/06/2020	72819	TJ DEPIAZZI AND SONS	LAWN SUPPLIES	\$ 2,825.96
5/06/20	72268	TOLL TRANSPORT PTY LTD	COURIER SERVICES	\$ 119.96
26/06/2020	72770	TOLL TRANSPORT PTY LTD	COURIER SERVICES	\$ 90.04
5/06/20	72317	TOTAL EDEN PTY LTD	RETICULATION SUPPLIES	\$ 4,358.36
19/06/20	72656	TOTAL EDEN PTY LTD	RETICULATION SUPPLIES	\$ 12,296.54
5/06/20	72336	TOTAL HORTICULTURAL SERVICES	CANCELLED PAYMENT	\$ -
11/06/20	72455	TOTAL HORTICULTURAL SERVICES	LANDSCAPING SERVICES	\$ 5,752.84
19/06/20	72574	TOTAL TOOLS	VARIOUS TOOLS	\$ 40.00
26/06/2020	72765	TOTAL TOOLS	VARIOUS TOOLS	\$ 1,650.00
19/06/20	72548	TOX FREE WASTE MANAGEMENT SOLUTIONS	CHEMICAL DISPOSAL SERVICES	\$ 7,083.91
5/06/20	72348	T-QUIP	MOWER PARTS & SERVICE	\$ 132.50





DATE	REF #	NAME	DESCRIPTION	AMOUNT
26/06/2020	72871	T-QUIP	MOWER PARTS & SERVICE	\$ 199.00
19/06/20	72579	TRACIE WALSH	ART PROGRAM FACILITATOR / ART SALES	\$ 8.00
11/06/20	72456	TRADE HIRE	PLANT HIRE & EQUIPMENT SERVICES	\$ 3,184.40
29/06/2020	72879	TRADE HIRE	PLANT HIRE & EQUIPMENT SERVICES	\$ 480.00
5/06/20	72209	TRAFFIC FORCE	TRAFFIC MANAGEMENT SERVICES	\$ 6,408.65
11/06/20	72351	TRAFFIC FORCE	TRAFFIC MANAGEMENT SERVICES	\$ 1,016.40
26/06/20	72695	TRAFFIC FORCE	TRAFFIC MANAGEMENT SERVICES	\$ 420.48
26/06/20	72713	TRANEN REVEGETATION SYSTEMS	VEGETATION REPORT	\$ 1,751.75
5/06/20	72244	TRUCK CENTRE (WA) PTY LTD	NEW VEHICLE PARTS & SERVICE	\$ 403.32
19/06/20	72592	TRUCKLINE	PLANT PURCHASES / SERVICES / PARTS	\$ 130.44
26/06/2020	72785	TRUCKLINE	PLANT PURCHASES / SERVICES / PARTS	\$ 216.33
26/06/2020	72735	TYRECYCLE PTY LTD	TYRE RECYCLING	\$ 1,584.56
26/06/2020	72747	U-NAME IT FENCING	FENCING AND RURAL SERVICES	\$ 4,205.00
5/06/20	72242	UNDALUP ASSOCIATION INC	CANVAS SIGNS	\$ 689.70
5/06/20	72337	VINEPOWER MARGARET RIVER PTY LTD	LANDSCAPING SERVICES	\$ 5,197.50
5/06/20	72314	W.A. HINO SALES & SERVICE	PLANT PURCHASES / SERVICES / PARTS	\$ 23.24
19/06/20	72496	WA EXTERNAL SOLUTIONS	GUTTER MAINTENANCE	\$ 8,462.96
19/06/20	72555	WA LIBRARY SUPPLIES	LIBRARY RESOURCES	\$ 63.50
11/06/20	72362	WA NEWSPAPERS LIMITED	ADVERTISING SERVICES	\$ 2,376.20
19/06/20	72506	WA NEWSPAPERS LIMITED	ADVERTISING SERVICES	\$ 1,146.00
4/06/20	72204	WA SHIRE COUNCILS	UNION FEES	\$ 369.00
18/06/20	72474	WA SHIRE COUNCILS	UNION FEES	\$ 399.76
2/07/2020	72886	WA SHIRE COUNCILS	UNION FEES	\$ 399.76
19/06/20	72661	WA TREASURY CORPORATION	LOAN REPAYMENTS	\$ 733,359.86
5/06/20	72208	WALGA	WALGA TRAINING SERVICES	\$ 30,610.80
26/06/20	72694	WALGA	WALGA TRAINING SERVICES	\$ 1,522.00
19/06/20	72590	WARRINGTONFIRE AUSTRALIA PTY LTD	FIRE TESTING SERVICES	\$ 474.38
19/06/20	72517	WAVES ENVIRONMENTAL PTY LTD	BUSSELTON GROUNDWATER INVESTIGATION	\$ 20,589.68
19/06/20	72551	WELL DONE INTERNATIONAL PTY LTD	AFTERHOURS CALL CENTRE SERVICE	\$ 3,408.13
26/06/2020	72750	WELLGEVITY	PILATES AND BARRE CLASSES	\$ 1,650.00
19/06/20	72643	WESFARMERS - BLACKWOODS	FLEET CONSUMABLES & MAINTENANCE PARTS	\$ 13.16
26/06/2020	72831	WESFARMERS - BLACKWOODS	FLEET CONSUMABLES & MAINTENANCE PARTS	\$ 203.07
19/06/20	72658	WESFARMERS KHG	GAS SERVICES	\$ 197.01
26/06/2020	72842	WESFARMERS KHG	GAS SERVICES	\$ 347.91
5/06/20	72311	WEST OZ LINEMARKING	LINE MARKING SERVICES	\$ 7,474.50
19/06/20	72647	WEST OZ LINEMARKING	LINE MARKING SERVICES	\$ 1,606.00
19/06/20	72577	WESTBOOKS	LIBRARY RESOURCES	\$ 842.90
19/06/20	72660	WESTCARE INDUSTRIES	LIBRARY RESOURCES	\$ 240.90
26/06/2020	72844	WESTCARE INDUSTRIES	LIBRARY RESOURCES	\$ 217.80
19/06/20	72538	WESTERN IRRIGATION PTY LTD	BORE AND IRRIGATION SERVICES	\$ 1,584.00
5/06/20	72312	WESTRAC P/L	PLANT PURCHASES / SERVICES / PARTS	\$ 1,863.77
11/06/20	72427	WESTRAC P/L	PLANT PURCHASES / SERVICES / PARTS	\$ 92,401.93
19/06/20	72650	WESTRAC P/L	PLANT PURCHASES / SERVICES / PARTS	\$ 310.63
26/06/2020	72835	WESTRAC P/L	PLANT PURCHASES / SERVICES / PARTS	\$ 3,327.65
19/06/20	72511	WESTSIDE TILT TRAY SERVICE	ABANDONED CAR REMOVAL	\$ 165.00
19/06/20	72546	WHITCOMBE DRAFTING SERVICES	CIVIL DESIGN AND DRAFTING	\$ 325.00
19/06/20	72633	WINC AUSTRALIA PTY LTD	STATIONERY SUPPLIER	\$ 1,305.95
26/06/2020	72827	WINC AUSTRALIA PTY LTD	STATIONERY SUPPLIER	\$ 767.26
5/06/20	72331	WML CONSULTANTS PTY LTD	CONSULTANCY SERVICES	\$ 789.25
5/06/20	72293	WOOD & GRIEVE ENGINEERS	CONSULTANCY SERVICES	\$ 25,066.03
5/06/20	72316	WORK CLOBBER	PROTECTIVE CLOTHING SUPPLIER	\$ 741.00
11/06/20	72433	WORK CLOBBER	PROTECTIVE CLOTHING SUPPLIER	\$ 512.00
19/06/20	72655	WORK CLOBBER	PROTECTIVE CLOTHING SUPPLIER	\$ 215.00
26/06/2020	72839	WORK CLOBBER	PROTECTIVE CLOTHING SUPPLIER	\$ 3,953.00
11/06/20	72373	WORK METRICS	HEALTH AND SAFETY SOFTWARE	\$ 110.00
19/06/20	72677	WREN OIL	WASTE OIL SERVICES	\$ 808.50
5/06/20	72323	WRIGHT EXPRESS AUSTRALIA PTY LTD (COLES)	COUNCIL & STAFF REFRESHMENTS	\$ 54.37
11/06/20	72442	WRIGHT EXPRESS AUSTRALIA PTY LTD (COLES)	COUNCIL & STAFF REFRESHMENTS	\$ 586.94
19/06/20	72667	WRIGHT EXPRESS AUSTRALIA PTY LTD (COLES)	COUNCIL & STAFF REFRESHMENTS	\$ 402.67
26/06/2020	72854	WRIGHT EXPRESS AUSTRALIA PTY LTD (COLES)	COUNCIL & STAFF REFRESHMENTS	\$ 553.73
11/06/20	72430	YALLUNGUP COASTAL BUSHFIRE BRIGADE	PETTY CASH REIMBURSEMENT	\$ 206.40
26/06/2020	72837	YALLUNGUP COASTAL BUSHFIRE BRIGADE	PETTY CASH REIMBURSEMENT	\$ 120.00
5/06/20	72219	YALLUNGUP COFFEE ROASTING COMPANY	CATERING SERVICES	\$ 90.00
11/06/20	72431	YALLUNGUP RURAL BUSHFIRE BRIGADE	PETTY CASH REIMBURSEMENT	\$ 685.60
11/06/20	72422	ZIPFORM PTY LTD	PRINTING SERVICES	\$ 1,695.46
				\$ 7,989,912.23

TRUST PAYMENTS JUNE 2020				
DATE	REF #	NAME	DESCRIPTION	AMOUNT
10/06/2020	7518	CITY OF BUSSELTON	VARIOUS STAFF REIMBURSEMENTS	\$ 580.75
30/06/2020	7521	CITY OF BUSSELTON	VARIOUS STAFF REIMBURSEMENTS	\$ 533.25
10/06/2020	7519	CONSTRUCTION TRAINING FUND	BCITF LEVY	\$ 2,015.68
30/06/2020	7522	CONSTRUCTION TRAINING FUND	BCITF LEVY	\$ 271.75
10/06/2020	7517	DEPARTMENT OF MINES, INDUSTRY REGULATION & SAFETY	BUILDING SERVICES LEVY	\$ 22,676.59
30/06/2020	7520	DEPARTMENT OF MINES, INDUSTRY REGULATION & SAFETY	BUILDING SERVICES LEVY	\$ 18,265.50
				\$ 44,343.52

DIRECT DEBIT PAYMENTS JUNE 2020				
DATE	REF #	NAME	DESCRIPTION	AMOUNT
9/06/2020	4146	A & R VINDEN	REFUND OF RATE OVERPAYMENT	\$ 524.00
9/06/2020	4147	A KING	REFUND WITHDRAWN DA	\$ 147.00
9/06/2020	4144	A KOMNINOS	REFUND OF RATE OVERPAYMENT	\$ 634.65

DATE	REF #	NAME	DESCRIPTION	AMOUNT
30/04/2020	4151	A.N.Z. BANK - VISA CARD	CREDIT CARD PAYMENT	\$ 14,725.01
		APPLE.COM	ICLOUD STORAGE	\$ 4.49
		CMO TRADING - ACROMAT	BRACKET FOR STORAGE OF EQUIPMENT ON STADIUM WALLS	\$ 537.68
		SENDGRID	PHOENIX SOFTWARE MONTHLY SUBSCRIPTION	\$ 24.01
		LAW SOCIETY OF WA	EXEMPTION FROM PROFESSIONAL INDEMNITY INSURANCE	\$ 75.00
		LEGAL PRACTICE BOARD PERTH	PRACTISING CERTIFICATE RENEWAL	\$ 1,250.00
		SPOTIFY	MUSIC FOR YOUTH EVENTS	\$ 17.99
		SOUTHERN CROSS UNIVERSITY	STUDY ASSISTANCE - LISA MCDONALD	\$ 5,460.00
		MAILCHIMP	BAY TO BAY ELECTRONIC MAIL OUT	\$ 302.50
		FACEBOOK NCD6VSSEC2	FACEBOOK ADVERTISING	\$ 51.50
		LEGAL PRACTICE BOARD PERTH	PRACTISING CERTIFICATE	\$ 1,250.00
		COLES EXPRESS DUNSBOROUGH	FUEL	\$ 91.35
		ZOOM	ZOOM VIDEO COMMUNICATION MONTHLY LICENCE FEES	\$ 67.39
		SOLAR ANALYTICS REDFERN	ANNUAL RENEWAL OF MONITORING SERVICES	\$ 100.00
		ZOOM	ZOOM VIDEO COMMUNICATION MONTHLY LICENCE FEES	\$ 21.62
		GODADDY.COM	DOMAIN AND WILDCARD RENEWAL	\$ 1,042.34
		BAD ELF	2 X GPS - WEED TRACKING	\$ 1,374.36
		APPLE.COM	ICLOUD STORAGE	\$ 4.49
		CRAZY DOMAINS.COM.AU	DOMAIN HOSTING - KOOKABURRA CARAVAN PARK	\$ 95.79
		GODADDY.COM	DOMAIN RENEWAL - YOUR SAY BUSSELTON	\$ 45.21
		ZOOM	ZOOM VIDEO COMMUNICATION MONTHLY LICENCE FEES	\$ 1,070.18
		AUSSIE BROADBAND	MIKE ARCHER'S RESIDENTIAL NBN	\$ 169.00
		GODADDY.COM	DOMAIN RENEWAL - YOUR SAY BUSSELTON	\$ 54.95
		BLUE DOG TRAINING	WHITE CARDS FOR STAFF REDEPLOYMENT	\$ 236.00
		KMART BUSSELTON	CARE PACKAGES	\$ 121.00
		TORAK PTY LTD (PRESTIGE PRODUCTS)	CARE PACKAGES	\$ 90.31
		KMART BUSSELTON	CARE PACKAGES	\$ 132.00
		CALLOW'S CORNER NEWS	THANKS YOU PACKS -DEPOT	\$ 460.00
		EVENT BRITE	TICKETS FOR ONLINE TRAINING - PSYCHOLOGICAL FIRST AID	\$ 160.00
		URBAN COFFEE HOUSE	CATERING - VOLUNTEERS DURING EMERGENCY STORM	\$ 117.70
		CALTEX BUSSELTON	FUEL FOR BURNING	\$ 12.15
		OM CORPORATION	WELFARE FOR INCIDENT -AFTER HOURS CATERING	\$ 37.00
		OM CORPORATION	WELFARE FOR INCIDENT -AFTER HOURS CATERING	\$ 202.00
		MARDIN TAKEAWAY	WELFARE FOR INCIDENT -AFTER HOURS CATERING	\$ 47.00
15/06/2020	4168	AJ SHERRARD	REFUND OVERPAYMENT	\$ 295.00
1/06/2020	4150	ANZ BANK	BANK FEES	\$ 2,440.32
3/06/2020	4162	ANZ BANK	BANK FEES	\$ 1,583.52
3/06/2020	4163	ANZ BANK	BANK FEES	\$ 169.11
3/06/2020	4164	ANZ BANK	BANK FEES	\$ 261.41
3/06/2020	4165	ANZ BANK	BANK FEES	\$ 512.52
26/06/2020	4174	ANZ BANK	BANK FEES	\$ 15.00
15/06/2020	4169	BJ PIGGOT	REFUND OVERPAYMENT	\$ 295.00
12/06/2020	4156	C CLAYTON	REFUND OVERPAYMENT	\$ 159.00
31/05/2020	4139	CALTEX AUSTRALIA PETROLEUM PTY LTD	FUEL SERVICES	\$ 64,684.81
4/06/2020	4140	CITY OF BUSSELTON	SALARIES & PAYROLL	\$ 732,623.75
4/06/2020	4141	CITY OF BUSSELTON	SALARIES & PAYROLL	\$ 7,782.69
12/06/2020	4157	CITY OF BUSSELTON	SALARIES & PAYROLL	\$ 750,261.44
26/06/2020	4175	CITY OF BUSSELTON	SALARIES & PAYROLL	\$ 770,345.69
30/06/2020	4176	CITY OF BUSSELTON	SALARIES & PAYROLL	\$ 3,989.28
15/06/2020	4160	COMMONWEALTH BANK	BANK FEES	\$ 123.31
3/06/2020	4161	COMMONWEALTH BANK	BANK FEES	\$ 906.88
18/06/2020	4170	DJ KALEVI & HR TUOMA	REFUND OF RATE OVERPAYMENT	\$ 559.00
9/06/2020	4145	J MCSWAIN	REFUND OF RATE OVERPAYMENT	\$ 1,000.00
12/06/2020	4155	JOB DONE PTY LTD	REFUND OVERPAYMENT	\$ 257.00
12/06/2020	4159	JP KING	REFUND OF RATE OVERPAYMENT	\$ 2,656.23
12/06/2020	4152	L FRETHER & W HUMM	REFUND OF RATE OVERPAYMENT	\$ 450.00
26/06/2020	4172	LEEWIN CIVIL PTY LTD	REFUND WITHDRAWN APPLICATION FEE	\$ 1,132.00
4/06/2020	4148	LES MILLS ASIA PACIFIC	CONTRACT FEES	\$ 453.35
4/06/2020	4149	LES MILLS ASIA PACIFIC	CONTRACT FEES	\$ 244.81
12/06/2020	4158	LOUDI DEVELOPMENT	REFUND OVERPAYMENT	\$ 147.00
15/06/2020	4167	M & K KEMP	REFUND OF RATE OVERPAYMENT	\$ 410.12
9/06/2020	4143	M MARJAANA & LK NURMI	REFUND OF RATE OVERPAYMENT	\$ 579.00
23/06/2020	4171	ORANA CINEMAS	REFUND WITHDRAWN APPLICATION FEE	\$ 205.00
9/06/2020	4142	RU & LE BLACKBURN	REFUND OF RATE OVERPAYMENT	\$ 98.00
16/06/2020	4166	RM SIEMIGINOWSKI	REFUND OVERPAYMENT	\$ 154.00
12/06/2020	4153	S & S HOLDINGS	REFUND OF RATE OVERPAYMENT	\$ 1,025.00
26/06/2020	4173	SUNDRY - CHQ CREDITOR	REFUND OF RATE OVERPAYMENT	\$ 617.00
12/06/2020	4154	VASSE PROPERTY PTY LTD	REFUND OF RATE OVERPAYMENT	\$ 418.00
				\$ 2,362,884.90

6.2 FINANCIAL ACTIVITY STATEMENTS - YEAR TO DATE AS AT 30 JUNE 2020

STRATEGIC GOAL	6. LEADERSHIP Visionary, collaborative, accountable
STRATEGIC OBJECTIVE	6.1 Governance systems, process and practices are responsible, ethical and transparent.
SUBJECT INDEX	Financial Services
BUSINESS UNIT	Financial Services
REPORTING OFFICER	Manager Financial Services - Paul Sheridan
AUTHORISING OFFICER	Director Finance and Corporate Services - Tony Nottle
NATURE OF DECISION	Executive: substantial direction setting, including adopting strategies, plans and policies (excluding local planning policies), tenders, setting and amending budgets, funding, donations and sponsorships, reviewing committee recommendations
VOTING REQUIREMENT	Simple Majority
ATTACHMENTS	Attachment A Investment Report June 2020   Attachment B Financial Activity Statement June 2020  

OFFICER RECOMMENDATION

That the Council receives the statutory financial activity statement reports for the period ending 30 June 2020, pursuant to Regulation 34(4) of the *Local Government (Financial Management) Regulations*.

EXECUTIVE SUMMARY

Pursuant to Section 6.4 of the *Local Government Act 1995* (the Act) and Regulation 34(4) of the *Local Government (Financial Management) Regulations 1996* (the Regulations), a local government is to prepare, on a monthly basis, a statement of financial activity that reports on the City's financial performance in relation to its adopted / amended budget.

This report has been compiled to fulfil the statutory reporting requirements of the Act and associated Regulations, whilst also providing the Council with an overview of the City's financial performance on a year to date basis for the period ending 30 June 2020.

BACKGROUND

The Regulations detail the form and manner in which financial activity statements are to be presented to the Council on a monthly basis, and are to include the following:

- Annual budget estimates
- Budget estimates to the end of the month in which the statement relates
- Actual amounts of revenue and expenditure to the end of the month in which the statement relates
- Material variances between budget estimates and actual revenue/expenditure (including an explanation of any material variances)
- The net current assets at the end of the month to which the statement relates (including an explanation of the composition of the net current position)

Additionally, and pursuant to Regulation 34(5) of the Regulations, a local government is required to adopt a material variance reporting threshold in each financial year. At its meeting on 31 July 2019, the Council adopted (C1907/131) the following material variance reporting threshold for the 2019/20 financial year:

That pursuant to Regulation 34(5) of the Local Government (Financial Management) Regulations, the Council adopts a material variance reporting threshold with respect to financial activity statement reporting for the 2019/20 financial year as follows:

- *Variances equal to or greater than 10% of the year to date budget amount as detailed in the Income Statement by Nature and Type/Statement of Financial Activity report, however variances due to timing differences and/or seasonal adjustments are to be reported on a quarterly basis; and*
- *Reporting of variances only applies for amounts greater than \$25,000.*

OFFICER COMMENT

In order to fulfil statutory reporting requirements and to provide the Council with a synopsis of the City's overall financial performance on a year to date basis, the following financial reports are attached hereto:

Statement of Financial Activity

This report provides details of the City's operating revenues and expenditures on a year to date basis, by nature and type (i.e. description). The report has been further extrapolated to include details of non-cash adjustments and capital revenues and expenditures, to identify the City's net current position; which reconciles with that reflected in the associated Net Current Position report.

Net Current Position

This report provides details of the composition of the net current asset position on a full year basis, and reconciles with the net current position as per the Statement of Financial Activity.

Capital Acquisition Report

This report provides full year budget performance (by line item) in respect of the following capital expenditure activities:

- Land and Buildings
- Plant and Equipment
- Furniture and Equipment
- Infrastructure

Reserve Movements Report

This report provides summary details of transfers to and from reserve funds, and associated interest earnings on reserve funds, on a full year basis.

Additional reports and/or charts are also provided as required to further supplement the information comprised within the statutory financial reports.

Comments on Financial Activity to 30 June 2020

The Statement of Financial Activity (FAS), for the year to date as at 30 June 2020 shows an overall Net Current Position of \$474K as opposed to the amended budget of \$0. This represents a change in the variance to budget in June of **(\$23.6M)**. This swing is due to the year-end reconciliations of all the movements in the reserve accounts. The bulk of the final transfers to muni relating to completed projects are budgeted in the June month, thus creating the positive variance at the beginning of the financial year that gradually declines throughout the year, and resolves closer to budget by the end of June.

The following summarises the major YTD cash variances that appear on the face of the FAS, which in accordance with Council's adopted material variance reporting threshold, collectively make up the above difference. Each numbered item in the table is explained further:

Description	2019/20 Actual YTD	2019/20 Amended Budget YTD	2019/20 Amended Budget	2019/20 YTD Bud Variance	2019/20 YTD Bud Variance
	\$	\$	\$	%	\$
Revenue from Ordinary Activities				(0.86%)	(648,241)
1. Operating Grants, Subsidies and Contributions	5,664,503	4,977,647	4,977,647	13.80%	686,856
2. Other Revenue	424,730	551,510	551,510	(22.99%)	(126,780)
3. Interest Earnings	1,584,122	1,955,000	1,955,000	(18.97%)	(370,878)
Expenses from Ordinary Activities				5.25%	4,283,656
4. Materials & Contracts	(16,858,209)	(19,029,198)	(19,029,198)	11.41%	2,170,989
5. Other Expenditure	(3,095,799)	(5,024,862)	(5,024,862)	38.39%	1,929,063
6. Non-Operating Grants, Subsidies and Contributions	18,529,803	24,388,690	24,388,690	(24.02%)	(5,858,887)
Capital Revenue & (Expenditure)				3.46%	1,153,505
7. Land & Buildings	(5,121,934)	(8,861,113)	(8,861,113)	42.20%	3,739,179
Plant & Equipment	(4,016,401)	(4,885,350)	(4,885,350)	17.79%	868,949
Furniture & Equipment	(757,384)	(1,113,069)	(1,113,069)	31.96%	355,685
Infrastructure	(20,123,173)	(38,578,246)	(38,578,246)	47.84%	18,455,073
8. Proceeds from Sale of Assets	3,221,003	3,409,080	3,409,080	(5.52%)	(188,077)
9. Transfer to Restricted Assets	(2,442,913)	(60,100)	(60,100)	(3964.75%)	(2,382,813)
10. Transfer from Restricted Assets	5,114,249	6,319,121	6,319,121	100.00%	(1,204,872)
11. Transfer from Reserves	18,888,814	35,898,783	35,898,783	(47.38%)	(17,009,969)

Revenue from Ordinary Activities

Year to date (YTD) actual income from ordinary activities is **(\$648K)** less than expected when compared to the YTD amended budget, which represents a reversal of the positive variance at the end of May by \$2M in June. Although actual revenue did increase by \$326K in June, the budgeted YTD revenue increased by \$2.4M. The following YTD items meet the material variance reporting thresholds:

1. Operating Grants, Subsidies and Contributions are \$687K (net) better than YTD amended budget, with a reduction of the May positive YTD variance by **(\$1.6M)** in June. The YTD variance is now mainly due to the following:

- Grants Commission (10152), YTD \$528K, with a negative variance change of **(\$496K)** in the month of June –
 - i. Special Grants Bridges **(\$680K)** YTD, **(\$496K)** in June - \$124K is still to come in relation to Bussell Hwy Bridge 0241. The remaining variance relates to budgeting misallocations where the grants were actually supposed to be main roads direct funding;
 - ii. General Purpose Grants \$408K, all in May – this relates to the 20/21 Financial Assistance Grants (FAGS), being received in advance. This will be restricted in the Untied Grants Reserve in the year end reserve reconciliation process;
 - iii. Local Roads Grants \$800K, all in May – FAGS received in advance per above. Not budgeted as advice from Grants Commission was that the practice of prepayment in previous years was going to cease;
- Insurance Reimbursements (10200), \$96K YTD, \$12K in June – mainly due to the LGIS scheme member credit refund of \$127K;
- Legal Fees Reimbursements (10500), **(\$78K)** YTD, **(\$7K)** in June – YTD position largely due to a budget item included for a fine that was received in the 18/19 financial year. A budget amendment was processed to move a portion of the fine from retained earnings to a legal reserve, however no amendment to remove this budgeted revenue item in 19/20 will be done;
- Human Resources Reimbursements (10521), **(\$46K)** YTD, a negative variance change of **(\$95K)** in June - \$37K due to conference and training reimbursements not budgeted for sufficiently and **(\$62K)** because of only \$19K received in workers comp reimbursements compared to \$81K budgeted;
- Geographe Leisure Centre Reimbursements (11591), \$27K YTD related to parental leave payments, a \$5K increase in June, all unbudgeted;
- Strategic Planning Operating Grants & Subsidies (10820), **(\$38K)** YTD, **(\$3K)** in June – This is remaining grant funding for the CAS project which will not be finalized until later in the year. The remaining activities for the project will be carried over into the next budget;
- Environmental Management Administration (10830), **(\$123K)** YTD, a change of **(\$355K)** in June – actuals decreased by \$185K due to application of the new accounting standard on revenue recognition. Although received, this amount had not been spent for the purposes of the grant, so had to be set aside as a liability (prepaid revenue). At the same time the YTD budget increased by \$170K in anticipation of this grant activity being completed by the end of June;
- Protective burning and firebreaks reserve (10931), \$166K YTD, no change in June – This variance relates to receiving 50% grant awarded to the City under the mitigation activity fund (Emergency Services Levy), which was not budgeted. No amounts were required to be restricted at year end and to related activity carried over and budgeted in the 20/21 year;
- Wonerup South Rd Bridge Slk 2.3 (A3440), \$32K YTD, no change in June – emergency funding received from Main Roads for repairs undertaken;

- Busselton Jetty Contributions (11160), \$69K YTD, \$35K increase in June – bi-annual contribution more than budgeted;
- Regional Waste Management Administration (11301), (\$32K) YTD, \$5K in June – Due to historical confusion between previous and new incoming management, the income expected to be invoiced for the South West Regional Waste Group was not budgeted correctly. This has been rectified for the 20/21 budget;
- Operations Services Works Reimbursements (11501), \$29K YTD, (\$4K) in June – Workers compensation reimbursement for wages paid. Inherently difficult to budget accurately.

2. **Other Revenue** is (\$127K) YTD worse than budget, an increase of (\$58K) in June. The main contributing variances are outlined in the table below:

Revenue Code	Revenue Code Description / GL Activity	Actual YTD \$	Amended Budget YTD \$	Variance YTD \$	Change in Variance Current Month \$
10100	Finance & Corporate Services Support - LSL contribution not received from other LG (Offset by officer not taking LSL this FY)	-	26,000	(26,000)	(26,000)
10510	Governance Support Services (LSL contribution received from other LG. Not related to above)	14,745	-	14,745	14,745
10591	Geographe Leisure Centre (LSL contribution not received from other LG)	-	18,130	(18,130)	(4,531)
10970	Parking Control	35,751	92,250	(56,499)	(6,739)
G0030	Busselton Transfer Station	177,866	138,170	39,696	(10,629)
G0031	Dunsborough Waste Facility	57,749	103,900	(46,151)	(7,955)

3. **Interest Earnings** for the year at \$1.58M is \$371K less than the budget for the year of \$1.96M. This is predominantly due to the effect of the adjustment to interest earned on reserve funds in light of new accounting standard 1058 - Revenue Recognition. \$196K of actual interest earned was taken off and moved to prepaid income in the balance sheet, per the standard.

Expenses from Ordinary Activities

YTD expenditure from ordinary activities is \$4.3M or 5.2% less than expected when compared to the amended YTD budget. This variance fell by \$167K in June. The following individual expense line items on the face of the financial statement have YTD variances that meet the material reporting thresholds:

4. Materials and Contracts better than amended budget YTD by \$2.2M or 11.4% (a variance reduction of \$110K in June)

The main contributing items are listed below, most of which being heavily influenced by the slow down in activity caused by the COVID-19 shutdowns and restrictions over March and April, with slight increase in activity over May and June:

Cost Code	Cost Code Description / GL Activity	Actual YTD \$	Amended Budget YTD \$	Variance YTD \$	Change in Variance Current Month \$
<u>Finance and Corporate Services</u>		1,891,809	2,741,120	849,312	537,538
10250	Information & Communication Technology Services	1,197,334	1,854,210	656,876	546,309
10500	Legal and Compliance Services	52,538	106,300	53,762	(7,993)
<u>Community and Commercial Services</u>		1,465,401	2,121,303	655,902	175,370
10380	Busselton Library	99,444	160,130	60,686	(8,203)
10541	Recreation Planning	5,328	50,000	44,672	23,490
10590	Naturaliste Community Centre	45,773	83,770	37,997	4,057
10591	Geographe Leisure Centre	329,633	463,580	133,947	75,852
10600	Busselton Jetty Tourist Park	509,730	549,110	39,380	(43,428)
10625	Art Geo Administration	27,530	66,500	38,970	4,268
10630	Property and Business Development	43,575	87,174	43,599	14,927
10900	Cultural Planning	(16,047)	63,010	79,057	29,899
11151	Airport Operations	169,830	297,900	128,070	69,015
<u>Planning and Development Services</u>		1,243,744	1,657,743	413,999	(238,595)
10820	Strategic Planning	134,835	327,728	192,893	8,266
10830	Environmental Management Administration	244,884	351,210	106,326	(53,821)
10925	Preventative Services - CLAG	51,332	89,700	38,368	7,375
10931	Protective Burning & Firebreaks-Reserves	160,760	58,900	(101,860)	(98,850)
11170	Meelup Regional Park	113,446	221,400	107,954	(1,202)
<u>Engineering and Works Services</u>		10,498,794	10,578,332	79,538	(671,193)
Various	Busselton Jetty Maintenance	519,704	933,885	414,181	43,835
12620	Rural-Tree Pruning	185,806	195,000	9,194	16,250
12621	Urban-Tree Pruning	225,469	158,000	(67,469)	(6,230)
Various	Bridges	203,912	210,000	6,088	(14,730)
Various	Buildings	1,663,749	1,456,564	(207,185)	(228,003)
Various	Other Infrastructure Maintenance	2,384,560	2,346,493	(38,067)	(180,782)
Various	Waste services	2,706,847	2,723,340	16,493	(187,927)
Various	Road Maintenance	1,012,238	726,000	(286,238)	(94,773)
Various	Reserve Maintenance	1,596,510	1,829,050	232,540	(18,833)

5. **Other Expenditure** is \$1.9M under the amended YTD budget. This represents a \$1.3M increase in the positive variance in June:

The main contributing items are listed below:

Cost Code	Cost Code Description / GL Activity	Actual YTD \$	Amended Budget YTD \$	Variance YTD \$	Change in Variance Current Month \$
<u>Executive Services</u>		81,372	117,780	36,408	17,114
10001	Office of the CEO	81,699	117,780	36,081	16,453
<u>Finance and Corporate Services</u>		1,114,111	1,345,581	231,470	26,076
10000	Members of Council	579,685	720,399	140,714	(4,263)
10200	Financial Services	150	40,000	39,850	10,000
10700	Public Relations	108,943	155,800	46,857	17,913
<u>Community and Commercial Services</u>		1,550,141	3,079,435	1,529,294	1,313,848
10530	Community Services Administration	541,338	621,240	79,902	(28,892)
11151	Airport Operations	287	1,425,500	1,425,213	1,418,075
11156	Airport Development Operations	116,248	0	(116,248)	(116,248)
<u>Planning and Development Services</u>		170,623	136,806	(33,817)	(46,401)
10931	Protective Burning & Firebreaks-Reserves	33,281	2,520	(30,761)	(30,965)
<u>Engineering and Works Services</u>		180,835	345,260	164,426	441
11160	Busselton Jetty	0	100,000	100,000	2,087
B1223	Micro Brewery - Public Ablution	60,000	120,000	60,000	0

Non-Operating Grants, Subsidies and Contributions

6. Non-Operating Grants, Subsidies and Contributions are below budget by \$5.9M (with a \$5.3M negative movement in this variance in June). This was mainly due to the timing of the actual receipt and/or budgeted timing of funding.

This has been exacerbated by the delays in completing capital projects due to the COVID-19 shutdowns and restrictions, and is largely offset with less than anticipated capital expenditure at the same time, where works have not been completed in connection with the funding.

The extent to which the works remain incomplete will represent a positive impact on net position, and the remaining funding will be carried forward in reserves to be spent in future periods in order to complete the projects.

It should also be noted that actual grants revenue that had been booked YTD, was reduced by \$3M in June as a result of the year end adjustment associated with adoption of the new accounting standard for revenue recognition i.e. the extent to which activities associated with grants received have not been completed must be deducted back off revenue, and set aside in a prepaid account. In the ensuing financial year, as these works are completed, the remaining grants will be brought back to account as revenue.

The following table presents a list of the main YTD variance areas for budgeted grant or contribution funded activities that were not completed:

Revenue Code	Revenue Code Description / GL Activity	Actual YTD \$	Amended Budget YTD \$	Variance YTD \$	Change in Variance Current Month \$
<i>Finance and Corporate Services</i>		324,342	1,209,546	(885,204)	(416,528)
10239	Contributions (Program 11) - Community Facilities	0	925,490	(925,490)	(211,742)
10240	Contributions (Program 12) – Works	4,677	53,920	(49,243)	(155,971)
10250	Information & Communication Technology Services – Capital Grants (Federal)	282,630	159,956	122,674	(22,282)
<i>Community and Commercial Services</i>		4,468,008	2,642,100	1,825,908	1,760,050
10380	Busselton Library – Donated Assets	444,808	0	444,808	444,808
C6025	Installation of Bird Netting – Capital Grant (Federal)	53,769	92,620	(38,851)	53,769
C6099	Airport Development – Capital Grant (Federal)	3,936,064	2,544,480	1,391,584	1,240,106
<i>Planning and Development Services</i>		26,690	987,890	(961,200)	20,951
10942	Bushfire Risk Management Planning DFES - Contributions	26,690	0	26,690	26,690
B1013	Dunsborough Bushfire Brigade – Donated Assets	0	178,300	(178,300)	0
B1015	Hithergreen District Bushfire Brigade – Donated Assets	0	465,200	(465,200)	0
B1024	Wilyabrup Bushfire Brigade – Donated Assets	0	178,300	(178,300)	0
B1029	Busselton Branch SES – Donated Assets	0	97,200	(97,200)	0
B9109	Hithergreen Building Renovations – Capital Grant (State)	0	68,890	(68,890)	(5,739)
<i>Engineering and Works Services</i>		13,710,763	19,549,154	(5,838,391)	(6,725,555)
11101	Engineering Services Administration – Contributions	40,909	0	40,909	40,909
A0014	Bussell Highway – 0241 MR Capital Grant	0	248,000	(248,000)	(248,000)
A0022	Yallingup Beach Road Bridge – 3347 – Capital Grant (Federal)	0	700,000	(700,000)	(700,000)
A0023	Kaloorup Road Bridge – 3381 – MR Capital Grant	0	46,000	(46,000)	(46,000)
A0024	Boallia Road Bridge – 4854 – MR Capital Grant	0	46,000	(46,000)	(46,000)
B1025	Yallingup Coastal Bushfire Brigade – Donated Asset	474,654	0	474,654	474,654
B9407	Busselton Senior Citizens – Contributions	332,750	822,600	(489,850)	(705,615)
B9591	Performing Arts Convention Centre – Contributions	491,327	0	491,327	491,327

B9610	Old Butter Factory – Contributions	246,676	0	246,676	246,676
B9999	Donated Buildings	162,909	0	162,909	162,909
C0052	Vasse Kaloorup Oval Carpark Development – Contributions	225,730	150,000	75,730	95,730
C0053	Car Parking - Rear of Hotel Site 1 – Contributions	80,000	0	80,000	80,000
C1512	Port Geographe Boat Ramp Renewal Works – Capital Grant (State)	253,088	148,500	104,588	57,838
C2523	Broadwater Beach Coastal Protection Stage 1 of 4 – Contributions	28,355	0	28,355	28,355
C3017	Bovell Park - Upgrade Lighting – Contributions	44,000	0	44,000	44,000
C3020	Donated Assets Parks, Gardens & Reserves	2,053,863	900,000	1,153,863	824,730
C3094	Busseton Foreshore - Stage 3 – Contributions	133,806	0	133,806	133,806
C3116	Dawson Park (Mcintyre St Pos) – Contributions	0	82,000	(82,000)	(82,000)
C3122	Rails to Trails - Continuation of Implementation Plan – Capital Grant (Lotteries Commission)	64,715	300,000	(235,286)	64,715
C3136	Vasse Oval Kaloorup - Grassing of Existing Oval – Contributions	56,766	0	56,766	56,766
C3166	Vasse River Foreshore - Bridge to Bridge – Contributions	37,951	0	37,951	37,951
C3186	Lou Weston Oval – Courts – Contributions	1,295,662	520,000	775,662	810,662
C3208	Barnard East Landscaping – Contributions	0	240,000	(240,000)	(240,000)
C3210	McBride Park - POS Upgrade – Contributions	0	32,538	(32,538)	0
C3211	Tulloh St (Geographe Bay Road) - POS Upgrade – Contributions	0	90,332	(90,332)	0
C3213	Cabarita Road - POS Upgrade – Contributions	0	100,000	(100,000)	0
C3214	Kingsford Road - POS Upgrade – Contributions	0	150,653	(150,653)	0
C3215	Monash Way - POS Upgrade – Contributions – Contributions	0	167,174	(167,174)	0
C3216	Wagon Road - POS Upgrade – Contributions	0	167,174	(167,174)	0
C3217	Limestone Quarry - POS Upgrade – Contributions	0	167,174	(167,174)	0
C3218	Dolphin Road - POS Upgrade – Contributions	0	91,000	(91,000)	0
C3219	Kingfish/ Costello - POS Upgrade – Contributions	0	91,000	(91,000)	(91,000)
C3220	Quindalup Old Tennis Courts Site - POS Upgrade – Contributions	0	149,587	(149,587)	(149,587)

C3221	Cape Naturalise - POS Upgrade – Contributions	0	167,392	(167,392)	(167,392)
C3222	King St Reserve Park - POS Upgrade – Contributions	0	147,348	(147,348)	(147,348)
D2000	Donated Assets Drainage	273,083	1,600,000	(1,326,917)	(1,326,917)
F1003	Donated Assets Footpaths & Cycleways	224,863	500,000	(275,137)	(275,137)
S0035	Strelly Street / Barlee Street Roundabout – MR Capital Grant	141,128	16,259	124,869	95,196
S0051	Causeway Road / Rosemary Drive Roundabout – MR Capital Grant	406,681	300,000	106,681	(118,319)
S0064	Peel Terrace (Stanley Pl/Cammilleri St Intersection Upgrade) – Contributions	398,912	200,000	198,912	182,249
S0070	Peel & Queen Street Roundabout Service Relocation – MR Capital Grant	0	500,000	(500,000)	(241,663)
S0072	Kaloorup Road - Reconstruct and Seal Shoulders – MR Capital Grant	0	250,000	(250,000)	(350,000)
S0074	Causeway Road Duplication – MR Capital Grant	0	500,000	(500,000)	(500,000)
S0321	Yoongarillup Road - Second Coat Seal – MR Capital Grant	0	51,000	(51,000)	(51,000)
T0085	Yoongarillup Road - Reconstruct Intersection at Vasse H/Way – RTR Capital Grant	251,729	210,000	41,729	75,514
T0086	Yoongarillup Road - Reconstruct & Widen (Western Section) – RTR Capital Grant	959,169	1,478,100	(518,931)	(642,106)
W0030	Donated Roads	835,899	4,300,000	(3,464,101)	(3,464,101)
W0067	Ford Road Reconstruct and Asphalt Overlay – Contributions	39,012	0	39,012	39,012
W0094	Fairway Drive - Intersection Works – Contributions	239,694	0	239,694	239,694
W0231	Carey Street - Asphalt Overlay & Kerb – MR Capital Grant	0	67,000	(67,000)	0
W0238	Sutton Way - Asphalt Overlay & Kerb – MR Capital Grant	44,870	0	44,870	44,870

Capital Expenditure

7. As at 30 June 2020, there is an underspend variance of 43.8% or \$23.4M in total capital expenditure, with YTD actual at \$30M against the YTD amended budget of \$53.4M. This variance increased by \$1.5M in June. The attachments to this report include detailed listings of all capital expenditure (project) items, however the main areas of YTD variance are summarised as follows:

Cost Code	Cost Code Description / GL Activity	Actual YTD \$	Amended Budget YTD \$	Variance YTD \$	Change in Variance Current Month \$
Land		75,917	200,000	124,083	200,000
10370	Busselton Cemetery	71,308	100,000	28,692	100,000
10610	Property Services Administration	4,609	100,000	95,391	100,000
Buildings		5,046,017	8,661,113	3,615,096	(150,348)
B9516	Busselton Library Upgrade	71,566	361,000	289,434	45,022
B9109	Hithergreen Building Renovations	0	68,890	68,890	5,739
B9300/1/2	Aged Housing Capital Improvements (Winderlup, Harris Rd)	49,675	291,000	241,325	101,421
B9407	Busselton Senior Citizens	425,322	1,163,450	738,128	(99,380)
B9596	GLC Building Improvements	387,743	879,400	491,657	(170,120)
B9606	King Street Toilets	153,974	200,000	46,026	(72,317)
B9716 & B9717	Airport Terminals	1,827,302	3,378,000	1,550,698	156,143
B9808	Busselton Jetty Tourist Park Upgrade	95,682	274,610	178,928	44,705
Plant & Equipment		4,016,401	4,885,350	868,949	(465,856)
11156	Airport Development Operations	1,406,160	1,512,350	106,190	(11,118)
11402	Plant Purchases (P10)	1,101,675	1,495,000	393,325	(461,645)
11403	Plant Purchases (P11)	499,247	628,000	128,753	(21,392)
11407	P&E - P&G Smart Technologies	0	150,000	150,000	0
Furniture & Office Equipment		757,384	1,113,069	355,685	(33,720)
10250	Information & Communication Technology Services	580,797	678,842	98,045	(58,157)
10591	Geographe Leisure Centre	5,000	33,000	28,000	2,750
10625	Art Geo Administration	45,000	10,000	(35,000)	0
11156	Airport Development Operations	68,915	300,000	231,085	21,832
Infrastructure By Class		20,123,173	38,578,246	18,455,073	1,935,348
	Roads	11,471,979	14,292,273	2,820,294	(432,028)
	Bridges	300,000	1,720,001	1,420,001	986,001
	Car Parks	819,160	1,793,815	974,654	(99,405)
	Footpaths & Cycleways	1,507,687	1,591,855	84,169	(296,674)
	Parks, Gardens & Reserves	4,966,947	16,397,380	11,430,433	1,901,391
	Drainage	423,620	234,872	(188,748)	(259,804)
	Regional Airport & Industrial Park Infrastructure	633,779	2,548,049	1,914,270	135,868

In the main, many of these projects have yet to be completed due to the COVID-19 crisis, and the two major storm events in May, many projects have also been deferred and will be relisted for completion in next year's budget.

Proceeds from Sale of Assets

8. There is a variance for the proceeds from sale of assets of (\$188K) (a decrease of \$2.7M in June due to an increase the YTD budgeted amount), mainly due to difficulty in predicting timing for the settlement of the sale of the old library building land, creating a timing difference against budget i.e. the sale was budgeted in June.

Transfer to Restricted Assets

9. There is a YTD variance in transfers to restricted assets of \$2.4M more than amended budget (\$1.8M increase in June). The reasons for this are as follows:
 - Interest earned on government grants of \$39K transferred to restricted cash, for which there was no budget allocated as it was expected that the grant would have been utilized by this stage;
 - \$1.7M was transferred in relation to grants received in advance. These will be recognized as revenue in the following financial year as the works are completed;
 - \$400K of contributions to road works were received over the year, of which \$350K was in relation to the next stage of the Dunsborough Lakes development. Only \$60K was budgeted for this;
 - Transfer of \$156K representing contribution by developers, including \$125K from the sale of the old library land as agreed with the developers;
 - Net transfers to deposits and bonds of \$85K as opposed to a budget of \$0. These funds do not have a budget allocation as they are not able to be reliably measured.

Transfer from Restricted Assets

10. There is a YTD variance in transfers from restricted assets of \$1.2M less than amended budget (\$3.4M decrease in June). The main reasons for this is are follows:
 - Contributions to works were \$209K less than budgeted;
 - Government grants were underutilised by \$1.8M;
 - Sundry restricted items were \$25K less than budgeted;
 - Unspent loan funds of \$88K;
 - Bonds & deposits of \$963K that were not budgeted at all.

Transfer from Reserves

11. There is a YTD variance for transfers from reserves of \$17M less than amended budget (this increased by \$11.1M in June due to year end reconciliations). The reason for the YTD variances are works not completed during the year, that were budgeted to have been funded from the various reserves. The funds remain in the reserve, as the expenditure did not eventuate from the Municipal account. Below is a summary of the these variances:

Reserve Name	Variance to Budgeted Transfer
Airport Infrastructure Renewal Reserve	(127,387)
Airport Marketing and Incentive Reserve	(1,360,230)
Airport Noise Mitigation Reserve	(869,550)
Building Asset Renewal Reserve	(209,872)
Busselton Area Drainage and Waterways Improvement Reserve	(105,059)
Busselton Community Resource Centre Reserve	(1,433)
Busselton Jetty Tourist Park Reserve	(178,274)
Busselton Library Building Reserve	(89,538)

CBD Enhancement Reserve	(553,194)
Cemetery Reserve	(25,200)
City Car Parking and Access Reserve	(337,915)
Civic and Administration Building Reserve	(60,168)
Coastal and Climate Adaptation Reserve	(274,914)
Community Facilities - City District	(516,586)
Community Facilities - Vasse	(314,848)
Election, Valuation and Corporate Expenses Reserve	(52,424)
Energy Sustainability Reserve	(681)
Footpath/ Cycle Ways Reserve	(322,968)
Furniture and Equipment Reserve	(257,784)
Geographe Leisure Centre Building Reserve	(541,657)
Jetty Maintenance Reserve	(2,120,963)
Joint Venture Aged Housing Reserve	(100,237)
Locke Estate Reserve	(8,836)
Long Service Leave Reserve	(300,973)
Major Traffic Improvements Reserve	(639,139)
Naturaliste Community Centre Building Reserve	(12,000)
New Infrastructure Development Reserve	(735,294)
Other Infrastructure (Drainage, Signage, Etc.) Reserve	(231,041)
Parks, Gardens and Reserves Reserve	(823,119)
Plant Replacement Reserve	(155,907)
Port Geographe Development Reserve	(80,974)
Port Geographe Waterways Management Reserve (SAR)	483
Professional Development Reserve	(21,769)
Provence Landscape Maintenance Reserve (SAR)	(117,227)
Public Art Reserve	(41,060)
Road Asset Renewal Reserve	(1,501,710)
Sick Pay Incentive Reserve	(63,457)
Strategic Projects Reserve	(65,129)
Vasse Newtown Landscape Maintenance Reserve (SAR)	(69,298)
Waste Management Facility and Plant Reserve	(3,572,592)
Winderlup Aged Housing Resident Funded Reserve	(120,930)
Workers Compensation and Extended Sick Leave Contingency Res	(28,460)
Youth and Community Activities Building Reserve	(655)

Investment Report

Pursuant to the Council's Investment Policy, a report is to be provided to the Council on a monthly basis, detailing the investment portfolio in terms of performance and counterparty percentage exposure of total portfolio. The report is also to provide details of investment income earned against budget, whilst confirming compliance of the portfolio with legislative and policy limits.

As at 30 June 2020 the value of the City's invested funds totalled \$70.79M, down from \$77.99M as at 31 May 2020. The decrease is due to the withdrawal of funds from Term Deposits and a reduction in the Airport Development balance.

During the month of June six term deposits totalling the amount of \$14.0M matured. Two deposits were closed and one partially closed totalling \$6.0M to provide funds for standard operations. Remaining deposits were renewed for a further 154 days at 0.87% on average.

The balance of the 11am account (an intermediary account which offers immediate access to the funds compared to the term deposits and a higher rate of return compared to the cheque account) has increased by \$1.0M with funds to be held temporarily until required for standard operations.

The Airport Development accounts have decreased by \$2.1M. This is due to the recoup of expenses by the City totalling \$2.2M.

The official cash rate in June remains steady at 0.25%. This will have a strong impact on the City's interest earnings for the foreseeable future. Further drops are unlikely at this stage.

Chief Executive Officer – Corporate Credit Card

Details of transactions made on the Chief Executive Officer's corporate credit card during June 2020 are provided below to ensure there is appropriate oversight and awareness.

Date	\$ Amount	Payee	Description
26/6/2020	204.40	Jade Chinese Restaurant	Dinner for Councillors & CEO
	204.40		

Statutory Environment

Section 6.4 of the Act and Regulation 34 of the Regulations detail the form and manner in which a local government is to prepare financial activity statements.

Relevant Plans and Policies

There are no relevant plans or policies to consider in relation to this matter.

Financial Implications

Any financial implications are detailed within the context of this report.

Stakeholder Consultation

No external stakeholder consultation was required or undertaken in relation to this matter.

Risk Assessment

An assessment of the potential implications of implementing the Officer Recommendation has been undertaken using the City's risk management framework, with risks assessed taking into account any controls already in place. No risks of a medium or greater level have been identified.

Options

The Statements of Financial Activity are presented in accordance with Section 6.4 of the Act and Regulation 34 of the Regulations and are to be received. Council may wish to make additional resolutions as a result of having received these reports.

CONCLUSION

As at 30 June 2020, despite the downturn in operational activity brought on by the COVID-19 global pandemic in the last quarter of the financial year, the City achieved a positive net current position of \$473K. Many projects and programs of work were deferred, however the City's financial performance is considered satisfactory.

TIMELINE FOR IMPLEMENTATION OF OFFICER RECOMMENDATION

Not applicable.



CITY OF BUSSETON - INVESTMENT PERFORMANCE REPORT For the month of June 2020



11am Bank Account As at 30 June 2020

INSTITUTION	RATE	AMOUNT
ANZ 11am At Call Deposit	0.20%	\$ 13,500,000

Term Deposits - Miscellaneous Funds As at 30 June 2020

INSTITUTION	RATING	DAYS	MATURITY	RATE	AMOUNT
NAB	AA	91	01-Jul-20	1.22%	\$ 4,000,000
NAB	AA	150	09-Jul-20	1.55%	\$ 2,000,000
Westpac	AA	151	22-Jul-20	1.51%	\$ 1,500,000
NAB	AA	120	22-Jul-20	1.30%	\$ 2,000,000
Westpac	AA	122	24-Jul-20	1.20%	\$ 3,000,000
ANZ	AA	122	25-Jul-20	1.14%	\$ 4,000,000
NAB	AA	122	10-Aug-20	1.15%	\$ 3,000,000
ANZ	AA	122	15-Aug-20	0.89%	\$ 3,500,000
Westpac	AA	122	17-Aug-20	0.95%	\$ 1,500,000
ANZ	AA	122	24-Aug-20	0.83%	\$ 3,000,000
Westpac	AA	122	24-Aug-20	0.95%	\$ 2,000,000
Bendigo	BBB	122	28-Aug-20	0.85%	\$ 3,000,000
Westpac	AA	123	06-Sep-20	0.95%	\$ 5,000,000
ANZ	AA	123	24-Sep-20	0.81%	\$ 3,000,000
Westpac	AA	123	24-Sep-20	0.80%	\$ 4,000,000
NAB	AA	122	08-Oct-20	0.93%	\$ 2,000,000
Westpac	AA	122	12-Oct-20	0.80%	\$ 2,000,000
ANZ	AA	92	25-Nov-20	0.82%	\$ 2,000,000
NAB	AA	272	21-Mar-21	0.92%	\$ 4,000,000

Total of Term Deposits \$ 54,500,000

Weighted Average Annual Rate of Return 1.01%

Airport Redevelopment Funds As at 30 June 2020

WA Treasury Corp. - Overnight Cash Deposit Facility	0.20%	\$ 1,637,382
WA Treasury Corp. - State Bonds	02-Sep-19	Matured

Total of Airport Redevelopment Funds - WATC \$ 1,637,382

Total of Airport Redevelopment Funds - Bank Term Deposits Nil

ANZ Cash Account	AA	NA	NA	0.15%	\$ 1,158,221
------------------	----	----	----	-------	--------------

Total of Airport Redevelopment Funds - Other \$ 1,158,221

Total of Airport Redevelopment Funds \$ 2,795,602

Interest Received 2015/16 \$ 609,666

Interest Received 2016/17 \$ 1,158,623

Interest Received 2017/18 \$ 631,835

Interest Received 2018/19 \$ 121,836

Interest Received 2019/20 \$ 43,093

Interest Accrued but not yet Received \$ -

Total Interest Airport Funds (Non-Reserve) at month's end \$ 2,565,053

Interest Transferred out and held in City Reserve Account 136 \$ 1,085,630

Interest Transferred out to Municipal Funds \$ 23,634

Interest Earned (incl. Accrued) on Funds Held in City Reserve A/c 136 \$ 73,325

(Note: Funds held with the WATC are in accordance with the Airport Redevelopment Funding Contract and the Foreshore Development Contract and are not held within the requirements of the City's Investment Policy 218)

SUMMARY OF ALL INVESTMENTS HELD

	As at 1 year ago	As at 30 June 2019	As at 30 June 2020
11am Bank Account	\$ 11,500,000	\$ 11,500,000	\$ 13,500,000
Term Deposits - Misc. Funds	\$ 54,000,000	\$ 54,000,000	\$ 54,500,000
Foreshore Development Funds - WATC	\$ -	\$ -	\$ -
Airport Redevelopment - WATC Deposits	\$ 4,950,336	\$ 4,950,336	\$ 1,637,382
Airport Redevelopment - Bank Term Deposit	\$ -	\$ -	\$ -
Airport Redevelopment - ANZ Cash A/c	\$ 2,785	\$ 2,785	\$ 1,158,221
Total of all Investments Held	\$ 70,453,122	\$ 70,453,122	\$ 70,795,602

TOTAL INTEREST RECEIVED AND ACCRUED \$ 1,724,414 \$ 1,724,414 \$ 1,123,760

INTEREST BUDGET \$ 1,182,760 \$ 1,182,760 \$ 1,480,000

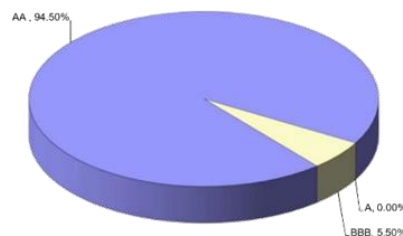
(Note: Interest figures relate to City general funds only and does not include interest allocated to specific areas such as the Airport Redevelopment)

Statement of Compliance with Council's Investment Policy 218

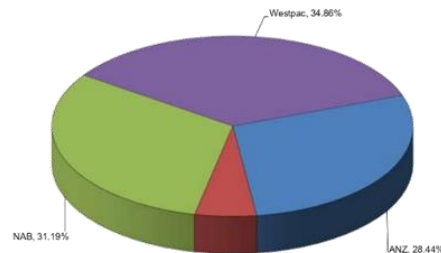
1. All funds are to be invested within legislative limits.	Fully Compliant
2. All individual funds held within the portfolio are not to exceed a set percentage of the total portfolio value.	Fully Compliant
3. The amount invested based upon the Fund's Rating is not to exceed the set percentages of the total portfolio.	Fully Compliant
4. The amount invested based upon the Investment Horizon is not to exceed the set percentages of the total portfolio.	Fully Compliant

Investment Graphs

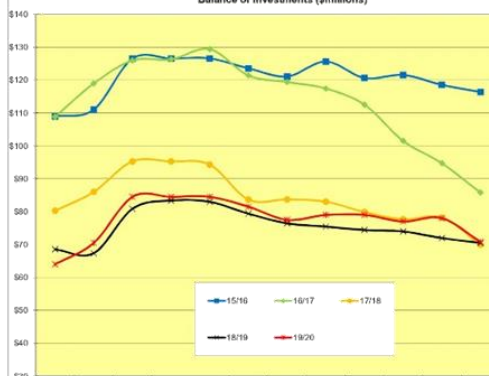
Summary of Term Deposits by S & P Rating
(Excludes WATC and 11am Cash Account Funds)



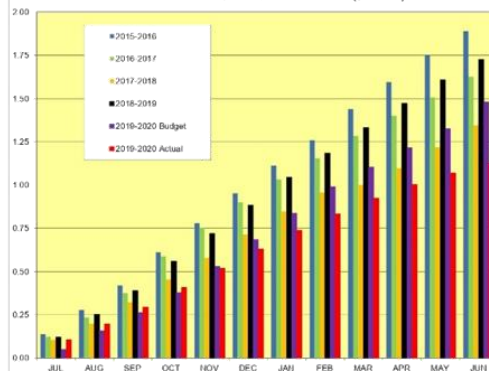
Summary of Term Deposits by Institution
(Excludes WATC and 11am Cash Account Funds)



Balance of Investments (\$millions)



Interest Earned on Investments (\$millions)



City of Busselton

Statement of Financial Activity

Year to Date As At 30 June 2020

	2019/2020 Actual	2019/2020 Amended Budget YTD	2019/2020 Original Budget YTD	2019/2020 Amended Budget	2019/2020 Original Budget	2019/20 YTD Bud (A) Variance %
	\$	\$	\$	\$	\$	%
Revenue from Ordinary Activities						
Rates	51,997,844	51,617,412	51,617,412	51,617,412	51,617,412	0.74%
Operating Grants, Subsidies and Contributions	5,664,503	4,977,647	4,926,958	4,977,647	4,926,958	13.80%
Fees & Charges	15,074,219	16,292,090	16,292,090	16,292,090	16,292,090	-7.48%
Other Revenue	424,730	551,510	551,510	551,510	551,510	-22.99%
Interest Earnings	1,584,122	1,955,000	1,955,000	1,955,000	1,955,000	-18.97%
	74,745,418	75,393,659	75,342,970	75,393,659	75,342,970	-0.86%
Expenses from Ordinary Activities						
Employee Costs	(32,543,216)	(33,303,930)	(33,303,930)	(33,303,930)	(33,303,930)	2.28%
Materials & Contracts	(16,858,209)	(19,029,198)	(18,226,504)	(19,029,198)	(18,226,504)	11.41%
Utilities (Gas, Electricity, Water etc)	(2,633,428)	(2,774,257)	(2,774,257)	(2,774,257)	(2,774,257)	5.08%
Depreciation on non current assets	(23,496,226)	(22,870,222)	(22,870,222)	(22,870,222)	(22,870,222)	-2.74%
Insurance Expenses	(730,852)	(733,960)	(733,960)	(733,960)	(733,960)	0.42%
Other Expenditure	(3,095,799)	(5,024,862)	(4,920,811)	(5,024,862)	(4,920,811)	38.39%
Allocations	2,066,409	2,161,452	2,161,452	2,161,452	2,161,452	4.40%
	(77,291,321)	(81,574,977)	(80,668,232)	(81,574,977)	(80,668,232)	5.25%
Borrowings Cost Expense						
Interest Expenses	(1,329,246)	(1,273,688)	(1,273,688)	(1,273,688)	(1,273,688)	-4.36%
	(1,329,246)	(1,273,688)	(1,273,688)	(1,273,688)	(1,273,688)	-4.36%
Non-Operating Grants, Subsidies and Contributions	18,529,803	24,388,690	32,042,712	24,388,690	32,042,712	-24.02%
Profit on Asset Disposals	74,304	70,050	78,050	70,050	78,050	6.07%
Loss on Asset Disposals	(537,558)	(147,269)	(161,135)	(147,269)	(161,135)	-265.02%
	18,066,549	24,311,471	31,959,627	24,311,471	31,959,627	-25.69%
Net Result	14,191,400	16,856,465	25,360,677	16,856,465	25,360,677	-15.81%
Adjustments for Non-cash Revenue & Expenditure						
Depreciation	23,496,226	22,870,222	22,870,222	22,870,222	22,870,222	
Donated Assets	(4,482,078)	(8,224,000)	(8,224,000)	(8,224,000)	(8,224,000)	
(Profit)/Loss on Sale of Assets	463,255	77,219	83,085	77,219	83,085	
Allocations & Other Adjustments	61,106	0	0	0	0	
Deferred Pensioner Movements (Non-current)	(21,707)	0	0	0	0	
Recording of Employee Benefit Provisions (NC)	661,186	0	0	0	0	
Deposit & Bonds Movements (cash backed NC)	(478,034)	0	0	0	0	
Future Obligations Net Movements (NC)	(2,991,157)	0	0	0	0	
Capital Revenue & (Expenditure)						
Land & Buildings	(5,121,934)	(8,861,113)	(18,097,358)	(8,861,113)	(18,097,358)	42.20%
Plant & Equipment	(4,016,401)	(4,885,350)	(4,493,000)	(4,885,350)	(4,493,000)	17.79%
Furniture & Equipment	(757,384)	(1,113,069)	(1,129,169)	(1,113,069)	(1,129,169)	31.96%
Infrastructure	(20,123,173)	(38,578,246)	(36,851,773)	(38,578,246)	(36,851,773)	47.84%
Right of Use Assets						
Proceeds from Sale of Assets	3,221,003	3,409,080	3,476,580	3,409,080	3,476,580	-5.52%
Proceeds from New Loans	95,000	150,000	150,000	150,000	150,000	-36.67%
Self Supporting Loans - Repayment of Principal	74,987	76,055	76,055	76,055	76,055	-1.40%
Total Loan Repayments - Principal	(3,296,345)	(3,297,412)	(3,297,412)	(3,297,412)	(3,297,412)	0.03%
Repayment Capital Lease	(521,900)	0	(759,300)	0	(759,300)	0.00%
Advances to Community Groups	(95,000)	(150,000)	(150,000)	(150,000)	(150,000)	36.67%
Transfer to Restricted Assets	(2,442,913)	(60,100)	(60,100)	(60,100)	(60,100)	-3964.75%
Transfer from Restricted Assets	5,114,249	6,319,121	6,315,599	6,319,121	6,315,599	-19.07%
Transfer to Reserves	(23,196,481)	(22,238,731)	(21,878,042)	(22,238,731)	(21,878,042)	-4.31%
Transfer from Reserves	18,888,814	35,898,783	34,856,860	35,898,783	34,856,860	-47.38%
Opening Funds Surplus/ (Deficit)	1,751,076	1,751,076	1,751,076	1,751,076	1,751,076	
Net Current Position - Surplus / (Deficit)	473,794	0	0	0	0	

City of BusseltonNet Current PositionYear to Date As At 30 June 2020

	2019/20 Actual	2019/20 Amended Budget	2019/20 Original Budget	2018/19 Actual
	\$	\$	\$	\$
<u>NET CURRENT ASSETS</u>				
<u>CURRENT ASSETS</u>				
Cash - Unrestricted	1,595,119	646,604	646,604	3,204,485
Cash - Restricted	68,906,185	47,148,760	47,833,516	67,067,833
Sundry Debtors	2,122,414	1,800,000	1,800,000	1,809,547
Rates Outstanding - General	1,506,931	1,280,000	1,280,000	1,284,090
Stock on Hand	25,802	24,981	24,981	24,980
	<u>74,156,451</u>	<u>50,900,345</u>	<u>51,585,101</u>	<u>73,390,935</u>
<u>LESS: CURRENT LIABILITIES</u>				
Bank Overdraft	0	0	0	0
Sundry Creditors	4,776,472	3,751,585	3,751,585	4,572,026
Performance Bonds	2,465,476	2,943,510	2,943,510	2,943,510
	<u>7,241,948</u>	<u>6,695,095</u>	<u>6,695,095</u>	<u>7,515,536</u>
Current Position (inclusive of Restricted Funds)	66,914,504	44,205,250	44,890,006	65,875,399
Add: Cash Backed Liabilities (Deposits & Bonds)	2,465,476	2,943,510	2,943,510	2,943,510
Less: Cash - Restricted Funds	(68,906,185)	(47,148,760)	(47,833,516)	(67,067,833)
<u>NET CURRENT ASSET POSITION</u>	<u>473,794</u>	<u>0</u>	<u>0</u>	<u>1,751,076</u>

City of Busseton

Capital Acquisition Report

Property, Plant & Equipment, Infrastructure

For the Period Ended 30 June 2020

Description	2019/20 Actual	2019/20 Amended Budget YTD	2019/20 Original Budget YTD	2019/20 Amended Budget	2019/20 Original Budget	2019/20 Budget YTD Variance
	\$	\$	\$	\$	\$	%
>> Property, Plant & Equipment						
Land						
10370 Busseton Cemetery	71,308.27	100,000	100,000	100,000	100,000	-28.69%
10610 Property Services Administration	4,609.00	100,000	100,000	100,000	100,000	-95.39%
	75,917.27	200,000	200,000	200,000	200,000	-62.04%
Buildings						
Major Projects						
Major Project - Busseton Foreshore						
B9570 Foreshore East-Youth Precinct Community Youth Building/SLSC	9,344.55	10,000	10,000	10,000	10,000	-6.55%
B9584 Jetty Depot - Maintenance Compound	19,870.00	0	0	0	0	0.00%
B9600 Old Vasse Lighthouse	25,755.44	25,755	120,000	25,755	120,000	0.00%
	54,969.99	35,755	130,000	35,755	130,000	53.74%
Major Project - Library Expansion						
B9516 Busseton Library Upgrade	71,565.67	361,000	361,000	361,000	361,000	-80.18%
	71,565.67	361,000	361,000	361,000	361,000	-80.18%
Major Project - Administration Building						
B9010 Civic and Administration Centre Minor Upgrades	45,751.88	53,000	53,000	53,000	53,000	-13.68%
	45,751.88	53,000	53,000	53,000	53,000	-13.68%
Buildings (Other)						
B9109 Hithergreen Building Renovations	-	68,890	68,890	68,890	68,890	-100.00%
B9300 Aged Housing Capital Improvements - Winderup	18,250.90	80,000	80,000	80,000	80,000	-77.19%
B9301 Aged Housing Capital Improvements - Harris Road	26,353.99	60,000	60,000	60,000	60,000	-56.08%
B9302 Aged Housing Capital Improvements - Winderup Court (City)	5,070.00	151,000	151,000	151,000	151,000	-96.64%
B9407 Busseton Senior Citizens	425,321.83	1,163,450	1,163,450	1,163,450	1,163,450	-63.44%
B9511 ArtGeo Building	41,412.53	32,900	32,900	32,900	32,900	25.87%
B9517 GLC - Pool Relining	-	0	50,000	0	50,000	0.00%
B9534 Community Resource Centre	3,727.27	5,160	5,160	5,160	5,160	-27.77%
B9556 NCC Upgrade	49,000.00	50,000	50,000	50,000	50,000	-2.00%
B9588 Old Court House Building Upgrade	55,597.27	75,000	75,000	75,000	75,000	-25.87%
B9591 Performing Arts Convention Centre	517,198.93	500,000	500,000	500,000	500,000	3.44%
B9596 GLC Building Improvements	387,743.08	879,400	525,900	879,400	525,900	-55.91%
B9604 Womens Change Facility Boveil	90,174.32	90,185	83,685	90,185	83,685	-0.01%
B9605 Energy Efficiency Initiatives (Various Buildings)	176,696.68	177,378	177,378	177,378	177,378	-0.38%
B9606 King Street Toilets	153,973.51	200,000	200,000	200,000	200,000	-23.01%
B9607 General Buildings Asset Renewal Allocation (Various Building)	95,418.11	100,000	100,000	100,000	100,000	-4.58%
B9608 Demolition Allocation (Various Buildings)	-	25,000	25,000	25,000	25,000	-100.00%
B9609 GLC Stadium Expansion	50,000.00	50,000	30,000	50,000	30,000	0.00%
B9610 Old Butter Factory	821,978.66	800,385	650,385	800,385	650,385	2.70%
B9716 Airport Terminal Stage 2	80,430.48	191,468	12,500,000	191,468	12,500,000	-57.99%
B9717 Airport Construction, Existing Terminal Upgrade	1,744,739.26	3,186,532	500,000	3,186,532	500,000	-45.25%
B9719 Busseton Works Depot - Toilets and Sewer	34,960.98	50,000	50,000	50,000	50,000	-30.08%
B9808 Busseton Jetty Tourist Park Upgrade	95,681.69	274,610	274,610	274,610	274,610	-65.16%
	4,873,729.49	8,211,358	17,353,358	8,211,358	17,353,358	-40.65%
Total Buildings	5,046,017.03	8,661,113	17,897,358	8,661,113	17,897,358	-41.74%
Plant & Equipment						
10000 Members of Council	39,338.64	40,000	40,000	40,000	40,000	-1.65%
10001 Office of the CEO	61,283.36	65,000	65,000	65,000	65,000	-5.72%
10115 Major Projects Administration	75,306.89	80,000	80,000	80,000	80,000	-5.87%
10200 Financial Services	38,427.25	40,000	40,000	40,000	40,000	-3.93%
10250 Information & Communication Technology Services	32,718.04	35,000	35,000	35,000	35,000	-6.52%
10510 Governance Support Services	38,682.67	40,000	40,000	40,000	40,000	-3.29%
10521 Human Resources & Payroll	34,146.34	35,000	35,000	35,000	35,000	-2.44%
10530 Community Services Administration	6,974.99	0	0	0	0	0.00%
10591 Geopraphe Leisure Centre	33,033.07	35,000	35,000	35,000	35,000	-5.62%
10600 Busseton Jetty Tourist Park	13,654.55	16,000	16,000	16,000	16,000	-14.66%
10800 Planning Directorate Support	37,631.91	40,000	40,000	40,000	40,000	-5.92%
10910 Building Services	65,403.16	70,000	70,000	70,000	70,000	-6.57%
10950 Animal Control	25,149.22	50,000	50,000	50,000	50,000	-49.70%
10980 Other Law, Order & Public Safety	75,447.64	55,000	55,000	55,000	55,000	37.18%

City of Busselton

Capital Acquisition Report

Property, Plant & Equipment, Infrastructure

For the Period Ended 30 June 2020

Description	2019/20 Actual	2019/20 Amended Budget YTD	2019/20 Original Budget YTD	2019/20 Amended Budget	2019/20 Original Budget	2019/20 Budget YTD Variance
11101 Engineering Services Administration	39,355.18	40,000	40,000	40,000	40,000	-1.61%
11107 Engineering Services Design	-	9,000	9,000	9,000	9,000	-100.00%
11150 Asset Management Administration	32,369.44	35,000	35,000	35,000	35,000	-7.52%
11151 Airport Operations	-	0	30,000	0	30,000	0.00%
11156 Airport Development Operations	1,406,160.15	1,512,350	0	1,512,350	0	-7.02%
11401 Transport - Workshop	-	20,000	31,000	20,000	31,000	-100.00%
11402 Plant Purchases (P10)	1,101,674.97	1,495,000	2,295,000	1,495,000	2,295,000	-26.31%
11403 Plant Purchases (P11)	499,246.88	628,000	632,000	628,000	632,000	-20.50%
11404 Plant Purchases (P12)	309,529.00	320,000	595,000	320,000	595,000	-3.27%
11406 Plant Purchases (P14)	16,760.00	40,000	40,000	40,000	40,000	-58.10%
11407 P&E - P&G Smart Technologies	-	150,000	150,000	150,000	150,000	-100.00%
11500 Operations Services Administration	34,107.82	35,000	35,000	35,000	35,000	-2.55%
B1025 Yallingup Coastal Bushfire Brigade	-	0	0	0	0	0.00%
	4,016,401.17	4,885,350	4,493,000	4,885,350	4,493,000	-17.79%
Furniture & Office Equipment						
10250 Information & Communication Technology Services	580,797.39	678,842	678,842	678,842	678,842	-14.44%
10380 Busselton Library	-	0	0	0	0	0.00%
10530 Community Services Administration	-	12,000	12,000	12,000	12,000	-100.00%
10590 Naturaliste Community Centre	7,292.00	19,227	19,227	19,227	19,227	-62.07%
10591 Geographe Leisure Centre	5,000.00	33,000	33,000	33,000	33,000	-84.85%
10616 Winderup Villas Aged Housing	-	0	8,500	0	8,500	0.00%
10617 Harris Road Aged Housing	-	0	7,600	0	7,600	0.00%
10625 Art Geo Administration	45,000.00	10,000	10,000	10,000	10,000	350.00%
10900 Cultural Planning	46,115.32	55,000	55,000	55,000	55,000	-16.15%
11156 Airport Development Operations	68,915.24	300,000	300,000	300,000	300,000	-77.03%
B1361 YCAB (Youth Precinct Foreshore)	-	5,000	5,000	5,000	5,000	-100.00%
B9717 Airport Construction, Existing Terminal Upgrade	4,263.64	0	0	0	0	0.00%
	757,383.59	1,113,069	1,129,169	1,113,069	1,129,169	-31.96%
Sub-Total Property, Plant & Equipment	9,895,719.06	14,859,532	23,719,527	14,859,532	23,719,527	-33.40%
>> Infrastructure						
Major Project - Busselton Foreshore						
C0053 Car Parking - Rear of Hotel Site 1	344,085.89	866,566	500,000	866,566	500,000	-60.29%
C0054 Barnard East Car Parking	450.52	79,180	79,180	79,180	79,180	-99.43%
C3094 Busselton Foreshore - Stage 3	181,645.78	237,082	237,082	237,082	237,082	-23.38%
C3112 Busselton Foreshore - Exercise Equipment	2,321.99	217,645	123,400	217,645	123,400	-98.93%
C3113 Busselton Tennis Club - Infrastructure	620,865.62	668,604	868,604	668,604	868,604	-7.14%
C3168 Busselton Foreshore Jetty Precinct	187,802.79	181,774	181,774	181,774	181,774	3.32%
C3182 Relocation of Veteran Car Club	109,637.69	109,640	109,640	109,640	109,640	0.00%
C3189 Possum Park Barnard East Upgrade	363.32	30,000	30,000	30,000	30,000	-98.79%
C3206 Landscaping - Old Busselton Tennis Club Site	210,479.59	580,000	500,000	580,000	500,000	-63.71%
C3207 Barnard East Underground Power	953.20	166,250	166,250	166,250	166,250	-99.43%
C3208 Barnard East Landscaping	13,613.85	240,000	240,000	240,000	240,000	-94.33%
F0089 Barnard East Footpaths	-	91,240	91,240	91,240	91,240	-100.00%
	1,672,220.24	3,467,981	3,127,170	3,467,981	3,127,170	-51.78%
Major Project - Administration Building						
C0043 Administration Building Carpark	-	100,000	100,000	100,000	100,000	-100.00%
	-	100,000	100,000	100,000	100,000	-100.00%
Major Project - Lou Weston Oval						
C3186 Lou Weston Oval - Courts	1,375,749.92	1,883,400	1,883,400	1,883,400	1,883,400	-26.95%
	1,375,749.92	1,883,400	1,883,400	1,883,400	1,883,400	-26.95%
Footpaths Construction						
F0019 College Avenue	288,202.73	288,000	360,000	288,000	360,000	0.07%
F0051 Chester Way Dunsborough - New Footpath	70,885.95	100,000	100,000	100,000	100,000	-29.11%
F0066 Bussell Highway Footpath Sections	195,027.47	353,047	353,047	353,047	353,047	-44.76%
F0080 Margaret St DUP Renewal	79,908.59	80,000	80,000	80,000	80,000	-0.11%
F0081 Windlemere Drive Dunsborough - New Path	124,028.26	147,000	147,000	147,000	147,000	-15.63%
F0082 King Street - New Path	214,084.54	180,000	180,000	180,000	180,000	18.94%
F0083 Bell Drive - New Path Completing Missing Sections	39,752.61	52,000	52,000	52,000	52,000	-23.55%
F0084 Thompson Way - New Path	29,151.83	37,000	37,000	37,000	37,000	-21.21%

City of Busselton

Capital Acquisition Report

Property, Plant & Equipment, Infrastructure

For the Period Ended 30 June 2020

Description	2019/20 Actual	2019/20 Amended Budget YTD	2019/20 Original Budget YTD	2019/20 Amended Budget	2019/20 Original Budget	2019/20 Budget YTD Variance
F0085 Paterson Drive - New Footpath & Foot Bridge	341.26	76,720	76,720	76,720	76,720	-99.56%
F0086 Holgate Road Path - Renewal as per AMP	8,027.21	15,360	15,360	15,360	15,360	-47.74%
F0087 Sanctuary Grove Path - Renewal as per AMP	29,285.87	40,000	40,000	40,000	40,000	-26.79%
F0088 Ella Gladstone Drive Path - Renewal as per AMP	20,932.46	13,720	13,720	13,720	13,720	52.57%
F0090 DAIP - Disability Access	25,343.10	50,000	50,000	50,000	50,000	-49.31%
F0091 Criterion Track Bovell Oval	17,768.40	17,768	17,768	17,768	17,768	0.00%
	1,142,740.28	1,450,615	1,522,615	1,450,615	1,522,615	-21.22%
Drainage Construction - Street						
D0009 Busselton UA - Geocatch Drain Partnership WSUD Improvements	480.00	30,000	30,000	30,000	30,000	-98.40%
D0017 Chain Avenue - Drainage Works	41,618.61	41,621	0	41,621	0	-0.01%
D0020 Glenmeier Ramble Drainage Upgrade	-	50,700	50,700	50,700	50,700	-100.00%
D0021 Chugg Road Drainage Upgrade	84,955.83	100,000	100,000	100,000	100,000	-15.04%
D0022 West Street Drainage Improvements	5,946.98	12,551	12,551	12,551	12,551	-52.62%
	133,001.42	234,872	193,251	234,872	193,251	-43.37%
Car Parking Construction						
C0013 Yallingup Beach Car Park	76,128.34	75,199	66,472	75,199	66,472	1.24%
C0044 Meelup Coastal Nodes - Carpark upgrade	117,675.32	138,270	138,270	138,270	138,270	-14.89%
C0050 Forth Street Groyne Carpark - Formalise and Seal	-	54,600	54,600	54,600	54,600	-100.00%
C0051 Vasse Oval Gravel Car Parking - Dawson (Eastern Side)	2,656.74	200,000	200,000	200,000	200,000	-98.67%
C0052 Vasse Koorup Oval Carpark Development	225,729.71	280,000	260,000	280,000	260,000	-19.38%
	422,190.11	748,069	719,342	748,069	719,342	-43.56%
Bridges Construction						
A0014 Bussell Highway - 0241	-	744,000	744,000	744,000	744,000	-100.00%
A0022 Yallingup Beach Road Bridge - 3347	-	700,000	700,000	700,000	700,000	-100.00%
A0023 Koorup Road Bridge - 3381	-	138,000	138,000	138,000	138,000	-100.00%
A0024 Boallia Road Bridge - 4854	-	138,000	138,000	138,000	138,000	-100.00%
	-	1,720,000	1,720,000	1,720,000	1,720,000	-100.00%
Cycleways Construction						
F1005 End of Trip Facilities for Cyclists	29,413.94	35,000	35,000	35,000	35,000	-15.96%
F1021 Wayfinding for Cyclists	17,488.47	15,000	15,000	15,000	15,000	16.59%
	46,902.41	50,000	50,000	50,000	50,000	-6.20%
Townscape Construction						
C1001 Queen Street Upgrade - Duchess to Kent Street	76,869.21	120,000	120,000	120,000	120,000	-35.94%
C1024 Dunsborough Road Access Improvements Stage 1	99,487.80	193,221	193,221	193,221	193,221	-48.51%
C1026 Townscape Works Dunsborough	12,937.09	523,000	523,000	523,000	523,000	-97.53%
	189,294.10	836,221	836,221	836,221	836,221	-77.36%
Boat Ramps Construction						
C1502 Old Dunsborough Boat Ramp Finger Jetty	13,795.08	10,000	10,000	10,000	10,000	37.95%
C1503 Quindalup Sea Rescue Boat Ramp	3,886.13	10,000	10,000	10,000	10,000	-61.14%
C1504 Abbey Boat Ramp Upgrade	4,421.15	10,000	10,000	10,000	10,000	-55.79%
C1512 Port Geographe Boat Ramp Renewal Works	503,898.16	454,310	470,810	454,310	470,810	10.92%
	526,000.52	484,310	500,810	484,310	500,810	8.61%
Depot Construction						
C2006 Depot Washdown Facility Upgrades	-	82,500	82,500	82,500	82,500	-100.00%
	-	82,500	82,500	82,500	82,500	-100.00%

City of Busselton

Capital Acquisition Report

Property, Plant & Equipment, Infrastructure

For the Period Ended 30 June 2020

Description	2019/20 Actual	2019/20 Amended Budget YTD	2019/20 Original Budget YTD	2019/20 Amended Budget	2019/20 Original Budget	2019/20 Budget YTD Variance
Beach Restoration						
C2504 Groyne Construction	-	22,754	22,754	22,754	22,754	-100.00%
C2512 Sand Re-Nourishment	305,443.13	259,240	259,240	259,240	259,240	17.82%
C2520 Coastal Protection Works	54,497.21	55,000	55,000	55,000	55,000	-0.91%
C2523 Broadwater Beach Coastal Protection Stage 1 of 4	295,484.70	313,355	403,355	313,355	403,355	-5.70%
C2524 Wonerup Coastal Defence (Groyne)	3,321.05	0	0	0	0	0.00%
C2525 Wonerup Groynes 3, 5, & 6	143,823.48	147,367	136,000	147,367	136,000	-2.40%
C2526 Baudin/ Wonerup Groynes	263,120.46	288,419	288,419	288,419	288,419	-8.77%
C2527 Storm Damage Renewal of Infrastructure	9,238.33	11,692	11,692	11,692	11,692	-20.99%
C2528 Craig Street Groyne and Sea Wall	167,723.76	175,194	84,209	175,194	84,209	-4.26%
	1,242,652.12	1,273,021	1,260,669	1,273,021	1,260,669	-2.39%
Parks, Gardens & Reserves						
C3007 Park Furniture Replacement - Replace aged & unsafe Equip	10,552.44	30,000	30,000	30,000	30,000	-64.83%
C3017 Bovell Park - Upgrade Lighting	72,099.11	72,100	72,100	72,100	72,100	0.00%
C3024 Dunsborough Oval - Lighting Upgrade	55,124.24	55,000	55,000	55,000	55,000	0.23%
C3046 Dunsborough - BMX / Skatebowl	5,144.15	5,000	5,000	5,000	5,000	2.88%
C3048 BBQ Placement and Replacement	3,616.86	15,000	15,000	15,000	15,000	-75.89%
C3066 West Swim Jetty	61.14	20,000	20,000	20,000	20,000	-99.69%
C3096 Yallingup Park - Upgrades	12,376.79	14,000	14,000	14,000	14,000	-11.59%
C3103 Youth Skate Park	14,999.99	15,000	15,000	15,000	15,000	0.00%
C3116 Dawson Park (McIntyre St Pos)	-	110,000	110,000	110,000	110,000	-100.00%
C3122 Rails to Trails - Continuation of Implementation Plan	141,858.50	544,757	544,757	544,757	544,757	-73.96%
C3136 Vasse Oval Kaloorup - Grassing of Existing Oval	56,765.57	120,000	120,000	120,000	120,000	-52.70%
C3145 Churchill Park	117,651.88	533,439	533,439	533,439	533,439	-77.94%
C3146 Dunsborough Town Centre/ Foreshore	16,187.22	15,000	15,000	15,000	15,000	7.91%
C3158 Port Geographe - Casurina Replacements on Layman Road	17,663.73	17,664	17,664	17,664	17,664	0.00%
C3159 Port Geographe - Burgee Cove (Western Side of Bridge)	27,705.48	24,000	24,000	24,000	24,000	15.44%
C3160 Port Geographe - Reticulated POS at Layman Road	18,423.40	17,500	17,500	17,500	17,500	5.28%
C3163 Port Geographe - Outstanding Minor Repairs	14,999.18	15,000	15,000	15,000	15,000	-0.01%
C3166 Vasse River Foreshore - Bridge to Bridge	37,950.75	109,399	109,399	109,399	109,399	-65.31%
C3176 Geographe Bay Road (Eamshaw) Coastal Fencing Renewal	2,939.17	10,000	10,000	10,000	10,000	-70.61%
C3177 Shade Sail Program Dawson Park/ Cloisters	47,105.29	50,000	50,000	50,000	50,000	-5.79%
C3187 Port Geographe Reticulation Upgrades	19,526.05	66,823	66,823	66,823	66,823	-70.78%
C3192 Foreshore Renewal HighStreet to CareyStreet	22,235.05	26,000	26,000	26,000	26,000	-14.48%
C3193 Cricket Wicket Renewal	11,638.60	13,000	13,000	13,000	13,000	-10.47%
C3194 Meelup Regional Park - Capital Projects	77,491.39	163,000	163,000	163,000	163,000	-52.46%
C3195 Centennial Park (West of Banks Ave) - Lighting Renewal	4,273.57	10,000	10,000	10,000	10,000	-57.26%
C3196 Centennial Park (West of Banks Ave) - Renewal of Beach Shower	8,495.45	10,000	10,000	10,000	10,000	-15.05%
C3197 Riverbank POS - Renewal of Riverbank Platform	10,207.65	10,000	10,000	10,000	10,000	2.08%
C3198 Vasse SAR Area General Improvements to the Area	24,924.98	25,000	25,000	25,000	25,000	-0.30%
C3199 Vasse SAR Area Installation of Shade Sails	-	25,000	25,000	25,000	25,000	-100.00%
C3200 Province SAR Area General Improvements to the Area	2,732.64	75,000	75,000	75,000	75,000	-96.36%
C3201 Port Geographe - Stage 3 Reticulation Upgrade	155,354.70	150,000	150,000	150,000	150,000	3.57%
C3202 Port Geographe Street Light Replacement	35,005.66	50,000	50,000	50,000	50,000	-29.99%
C3203 Port Geographe General Improvements/ Foreshore	35,965.24	30,000	30,000	30,000	30,000	19.88%
C3204 Port Geographe Eastern Side of Footbridge Landscaping Upgrad	20,548.22	20,000	20,000	20,000	20,000	2.74%
C3205 Port Geographe Native Planting area in front Sensations cafe	14,985.46	15,000	15,000	15,000	15,000	-0.10%
C3209 Busselton Town Centre CBD	14,966.25	15,000	15,000	15,000	15,000	-0.22%
C3210 McBride Park - POS Upgrade	55.01	32,538	32,538	32,538	32,538	-99.83%
C3211 Tuiloh St (Geographe Bay Road) - POS Upgrade	-	90,332	90,332	90,332	90,332	-100.00%
C3212 Siesta Park - Beach Access - POS Upgrade	255.97	13,056	13,056	13,056	13,056	-98.04%
C3213 Cabarita Road - POS Upgrade	55.01	100,000	100,000	100,000	100,000	-99.94%
C3214 Kingsford Road - POS Upgrade	-	150,653	150,653	150,653	150,653	-100.00%
C3215 Monash Way - POS Upgrade	-	167,174	167,174	167,174	167,174	-100.00%
C3216 Wagon Road - POS Upgrade	-	167,174	167,174	167,174	167,174	-100.00%
C3217 Limestone Quarry - POS Upgrade	-	167,174	167,174	167,174	167,174	-100.00%
C3218 Dolphin Road - POS Upgrade	-	91,000	91,000	91,000	91,000	-100.00%
C3219 Kingfish/ Costello - POS Upgrade	-	91,000	91,000	91,000	91,000	-100.00%
C3220 Quindalup Old Tennis Courts Site - POS Upgrade	-	149,587	149,587	149,587	149,587	-100.00%
C3221 Cape Naturalise - POS Upgrade	-	167,392	167,392	167,392	167,392	-100.00%
C3222 King St Reserve Park - POS Upgrade	76,696.63	147,348	147,348	147,348	147,348	-47.95%
C3232 Irrigation Renewal	10,286.25	0	0	0	0	0.00%
C3497 Busselton Jetty - Capital Expenditure	211,288.96	1,700,000	1,700,000	1,700,000	1,700,000	-87.57%
	1,430,213.63	5,731,110	5,731,110	5,731,110	5,731,110	-75.04%
Airport Construction						
C6025 Installation of Bird Netting	107,537.37	185,240	185,240	185,240	185,240	-41.95%
C6026 Airport Car Park Reseal	41,464.52	130,000	0	130,000	0	-68.10%
C6027 Airport Road Upgrade	165,639.28	150,000	0	150,000	0	10.43%
	314,641.17	465,240	185,240	465,240	185,240	-32.37%

City of Busselton

Capital Acquisition Report

Property, Plant & Equipment, Infrastructure

For the Period Ended 30 June 2020

Description	2019/20 Actual	2019/20 Amended Budget YTD	2019/20 Original Budget YTD	2019/20 Amended Budget	2019/20 Original Budget	2019/20 Budget YTD Variance
Cemetery Capital Works						
C1604 Pioneer Cemetery Infrastructure Upgrades	9,300.13	50,425	50,425	50,425	50,425	-81.56%
C1605 Busselton Cemetery Infrastructure Upgrades	43,799.52	40,000	40,000	40,000	40,000	9.50%
C1608 Dunsborough Cemetery - Car Park & Internal Upgrades	75,735.62	74,000	74,000	74,000	74,000	2.35%
C1609 Pioneer Cemetery - Implement Conservation Plan	13,500.41	20,000	20,000	20,000	20,000	-32.50%
C1610 Dunsborough Cemetery	24,455.73	20,000	20,000	20,000	20,000	22.28%
	166,791.41	204,425	204,425	204,425	204,425	-18.41%
Beach Front Infrastructure Works						
C1758 Beach Access Stairs - Bay View Crescent	-	19,910	19,910	19,910	19,910	-100.00%
C1760 King Street Reserve - Park Upgrade (Coastal Node)	23,917.44	71,499	71,499	71,499	71,499	-66.55%
C1761 Geographe Bay Road (Seagrott Road) Beach Access Renewal	20,354.20	25,000	25,000	25,000	25,000	-18.58%
	44,271.64	116,409	116,409	116,409	116,409	-61.97%
Aged Housing - Infrastructure Works						
C3451 Aged Housing Infrastructure (Upgrade)	7,158.00	12,000	12,000	12,000	12,000	-40.35%
	7,158.00	12,000	12,000	12,000	12,000	-40.35%
Sanitation Infrastructure						
C3479 Vidler Road Waste Site Capital Improvements	109,482.45	388,480	388,480	388,480	388,480	-71.82%
C3481 Transfer Station Development	23,916.48	454,510	454,510	454,510	454,510	-94.74%
C3485 Site Rehabilitation - Busselton	5,694.79	1,000,000	1,000,000	1,000,000	1,000,000	-99.43%
C3487 Site Rehabilitation - Dunsborough	289.51	1,500,000	1,500,000	1,500,000	1,500,000	-99.98%
	139,383.23	3,342,990	3,342,990	3,342,990	3,342,990	-95.83%
Airport Development						
C6087 Airport Construction Stage 2, Landside Civils & Services Inf	8,850.00	0	0	0	0	0.00%
C6090 Parks & Gardens Airport Stage 2	52,722.52	56,500	0	56,500	0	-6.69%
C6091 Airport Construction Stage 2, Noise Management Plan	3,090.91	869,550	869,550	869,550	869,550	-99.64%
C6092 Airport Construction Stage 2, Airfield	76,770.00	90,000	0	90,000	0	-14.70%
C6099 Airport Development - Project Expenses	177,704.60	1,066,760	1,187,110	1,066,760	1,187,110	-83.34%
	319,138.03	2,082,810	2,056,660	2,082,810	2,056,660	-84.68%
Main Roads						
S0035 Strelly Street / Barlee Street Roundabout	141,128.11	112,809	16,259	112,809	16,259	25.10%
S0051 Causeway Road / Rosemary Drive Roundabout	667,086.20	656,680	1,406,680	656,680	1,406,680	1.58%
S0064 Peel Terrace (Stanley Pl/Cammilleri St Intersection Upgrade)	421,598.08	425,912	425,912	425,912	425,912	-1.01%
S0068 Georgiana Molloy Bus Bay Facilities	14,521.55	14,784	0	14,784	0	-1.78%
S0069 Peel Terrace (Brown Street Intersection Upgrades)	245,848.63	245,849	245,849	245,849	245,849	0.00%
S0070 Peel & Queen Street Roundabout Service Relocation	30,448.27	750,000	750,000	750,000	750,000	-95.94%
S0071 Ludlow-Hithergreen Road Safety Improvements	577,148.64	576,500	576,500	576,500	576,500	0.11%
S0072 Kaloorup Road - Reconstruct and Seal Shoulders	9,828.63	420,000	420,000	420,000	420,000	-97.66%
S0074 Causeway Road Duplication	-	500,000	0	500,000	0	-100.00%
S0317 Naturaliste Terrace Asphalt Overlay	45,290.75	45,291	0	45,291	0	0.00%
S0321 Yoongarillup Road - Second Coat Seal	273.83	51,000	51,000	51,000	51,000	-99.46%
S0322 Wonnerup East Road - Prune re-Shoulder an Reseal	122,964.16	129,000	129,000	129,000	129,000	-4.58%
S0323 Pigott Road - Second Coat Seal	-	13,000	13,000	13,000	13,000	-100.00%
S0324 Georgette Street - Reconstruction & Kerbs	4,897.24	0	67,000	0	67,000	0.00%
S0325 Hansen Road - Asphalt Overlay & Kerbing	59,156.58	66,000	66,000	66,000	66,000	-10.37%
S0326 Pries Road - Gravel Resheet	4,948.65	13,250	13,250	13,250	13,250	-62.65%
S0327 Florence Road - Gravel Resheet	20,818.05	12,783	12,783	12,783	12,783	62.86%
	2,365,957.37	4,032,858	4,193,233	4,032,858	4,193,233	-41.33%
Roads to Recovery						
T0019 Wonnerup South Road - Reconstruct and Widening (narrow seal)	647,325.58	624,535	624,535	624,535	624,535	3.65%
T0085 Yoongarillup Road - Reconstruct Intersection at Vasse H/Way	251,729.35	210,000	210,000	210,000	210,000	19.87%
T0086 Yoongarillup Road - Reconstruct & Widen (Western Section)	959,168.73	1,478,100	1,478,100	1,478,100	1,478,100	-35.11%
	1,858,223.66	2,312,635	2,312,635	2,312,635	2,312,635	-19.65%

City of Busselton

Capital Acquisition Report

Property, Plant & Equipment, Infrastructure

For the Period Ended 30 June 2020

Description	2019/20 Actual	2019/20 Amended Budget YTD	2019/20 Original Budget YTD	2019/20 Amended Budget	2019/20 Original Budget	2019/20 Budget YTD Variance
Black Spot						
V0002 Eastern Link - Busselton Traffic Study	3,191,788.75	3,540,900	2,500,000	3,540,900	2,500,000	-9.86%
V0003 Roundabout to Eastern Link Bridge	300,000.00	300,000	300,000	300,000	300,000	0.00%
V0004 Eastern Link Shared Path & Environmental Offsets	200,770.00	200,000	200,000	200,000	200,000	0.38%
V0005 Eastern Link Ford Road Environmental Approvals	79,523.95	150,000	150,000	150,000	150,000	-46.98%
	3,772,082.70	4,190,900	3,150,000	4,190,900	3,150,000	-9.99%
Council Roads Initiative						
W0003 Franklin Road - Gravel Resheet	20,015.30	35,000	35,000	35,000	35,000	-42.81%
W0015 Gale Road - Reconstruction (50% Council)		30,000	30,000	30,000	30,000	-100.00%
W0055 Lindberg Road	30,213.20	18,641	18,641	18,641	18,641	62.08%
W0067 Ford Road Reconstruct and Asphalt Overlay	215,193.15	290,000	290,000	290,000	290,000	-25.80%
W0084 Vasse Yallingup Siding Road	32,771.12	33,991	20,013	33,991	20,013	-3.59%
W0091 Carbunup South Road - Gravel Resheet	13,255.98	18,800	18,800	18,800	18,800	-29.49%
W0094 Fairway Drive - Intersection Works	239,693.58	270,000	270,000	270,000	270,000	-11.22%
W0114 Wonnerup South Road - Reconstruct and Widening (narrow seal)	709,112.88	705,465	705,465	705,465	705,465	0.52%
W0126 Gulberti Road - Gravel Resheet	57,960.17	60,000	60,000	60,000	60,000	-3.40%
W0176 Signage (Alternate CBD Entry)	152.35	16,000	16,000	16,000	16,000	-99.05%
W0195 Yallingup Beach Road	43,038.69	43,039	0	43,039	0	0.00%
W0216 Fredrick Street Partial Reconstruction	1,440.00	40,000	40,000	40,000	40,000	-96.40%
W0224 Jones Way Asphalt Overlay	93,618.53	92,430	74,182	92,430	74,182	1.29%
W0227 William Drive - Asphalt Overlay, Kerb & Drainage	123,689.19	171,992	171,992	171,992	171,992	-28.08%
W0230 Short Street - Asphalt Overlay & Kerb	78,005.41	67,000	67,000	67,000	67,000	16.43%
W0231 Carey Street - Asphalt Overlay & Kerb	46,821.02	236,000	175,000	236,000	175,000	-80.16%
W0232 Stanley Street - Asphalt Overlay, Kerbing & Parking	572.75	147,000	147,000	147,000	147,000	-99.61%
W0233 Centurion Way - Asphalt Overlay & Kerbing	95,385.27	130,000	130,000	130,000	130,000	-26.63%
W0234 King Street - Reconstruction, Drainage & Asphalt Overlay	527,789.56	518,000	518,000	518,000	518,000	1.89%
W0235 Eagle Place - Asphalt Overlay & Kerbing	23,464.56	32,000	32,000	32,000	32,000	-26.67%
W0236 Achurch Place - Asphalt Overlay & Kerbing	56,030.22	90,000	90,000	90,000	90,000	-37.74%
W0237 Hovea Crescent - Asphalt Overlay, Kerb & Intersection Works	323,105.37	216,000	216,000	216,000	216,000	49.59%
W0238 Sutton Way - Asphalt Overlay & Kerb	54,984.05	71,000	71,000	71,000	71,000	-22.56%
W0239 Silverglen Avenue - Asphalt Overlay, Kerb & Drainage	25,147.59	40,000	40,000	40,000	40,000	-37.13%
W0240 Metricup Yelverton Road - Gravel Resheet	5,104.47	57,000	57,000	57,000	57,000	-91.04%
W0241 Hemsley Road - Gravel Resheet	40,368.76	42,000	42,000	42,000	42,000	-3.88%
W0242 Doyle Road - Gravel Resheet	27,472.98	22,000	22,000	22,000	22,000	24.88%
W0243 Alfred Road - Gravel Resheet	16,205.13	50,000	50,000	50,000	50,000	-67.59%
W0244 Koorabin Drive - Reconstruction & Intersection	5,810.31	144,000	144,000	144,000	144,000	-95.97%
W0245 Wilson Avenue Quindalup	48,139.08	68,522	0	68,522	0	-29.75%
	2,954,560.67	3,755,880	3,551,093	3,755,880	3,551,093	-21.34%
Sub-Total Infrastructure	20,123,172.63	38,578,246	36,851,773	38,578,246	36,851,773	-47.84%
Grand Total - Capital Acquisitions	30,018,891.69	53,437,778	60,571,300	53,437,778	60,571,300	

City of BusseltonReserves Movement ReportFor The Period Ending 30 June 2020

	2019/2020 Actual	2019/2020 Amended Budget YTD	2019/2020 Original Budget YTD	2019/2020 Amended Budget	2019/2020 Original Budget	2018/2019 Actual
	\$	\$	\$	\$	\$	\$
100 Airport Infrastructure Renewal Reserve						
Accumulated Reserves at Start of Year	1,821,552.89	1,821,552.89	1,821,552.89	1,821,552.89	1,821,552.89	1,325,501.46
Interest transfer to Reserves	28,582.65	40,548.00	40,548.00	40,548.00	40,548.00	41,231.55
Transfer from Muni	0.00	0.00	0.00	0.00	0.00	536,450.00
Transfer to Muni	(137,863.14)	(265,250.00)	(156,250.00)	(265,250.00)	(156,250.00)	(81,630.12)
	<u>1,712,272.40</u>	<u>1,596,850.89</u>	<u>1,705,850.89</u>	<u>1,596,850.89</u>	<u>1,705,850.89</u>	<u>1,821,552.89</u>
136 Airport Marketing and Incentive Reserve						
Accumulated Reserves at Start of Year	3,396,150.77	3,396,150.77	3,396,150.77	3,396,150.77	3,396,150.77	1,583,014.10
Interest transfer to Reserves	58,291.83	75,612.00	75,612.00	75,612.00	75,612.00	77,306.67
Transfer from Muni	619,348.04	526,416.00	526,416.00	526,416.00	526,416.00	1,735,830.00
Transfer to Muni	0.00	(1,360,230.00)	(1,360,230.00)	(1,360,230.00)	(1,360,230.00)	0.00
	<u>4,073,790.64</u>	<u>2,637,948.77</u>	<u>2,637,948.77</u>	<u>2,637,948.77</u>	<u>2,637,948.77</u>	<u>3,396,150.77</u>
143 Airport Noise Mitigation Reserve						
Accumulated Reserves at Start of Year	890,709.89	890,709.89	890,709.89	890,709.89	890,709.89	0.00
Interest transfer to Reserves	14,186.54	19,836.00	19,836.00	19,836.00	19,836.00	21,159.89
Transfer from Muni	0.00	0.00	0.00	0.00	0.00	869,550.00
Transfer to Muni	0.00	(869,550.00)	(869,550.00)	(869,550.00)	(869,550.00)	0.00
	<u>904,896.43</u>	<u>40,995.89</u>	<u>40,995.89</u>	<u>40,995.89</u>	<u>40,995.89</u>	<u>890,709.89</u>
147 Airport Development Reserve						
Interest transfer to Reserves	1,576.63	0.00	0.00	0.00	0.00	0.00
Transfer from Muni	165,882.00	165,882.00	165,882.00	165,882.00	165,882.00	0.00
Transfer to Muni	(165,881.92)	(165,882.00)	(165,882.00)	(165,882.00)	(165,882.00)	0.00
	<u>1,576.71</u>	<u>0.00</u>	<u>0.00</u>	<u>0.00</u>	<u>0.00</u>	<u>0.00</u>
148 Airport Existing Terminal Building Reserve						
Accumulated Reserves at Start of Year	39,882.21	39,882.21	39,882.21	39,882.21	39,882.21	0.00
Interest transfer to Reserves	635.20	888.00	888.00	888.00	888.00	882.21
Transfer from Muni	82,278.00	0.00	0.00	0.00	0.00	39,000.00
	<u>122,795.41</u>	<u>40,770.21</u>	<u>40,770.21</u>	<u>40,770.21</u>	<u>40,770.21</u>	<u>39,882.21</u>
106 Building Asset Renewal Reserve						
Accumulated Reserves at Start of Year	1,725,055.66	1,725,055.66	1,725,055.66	1,725,055.66	1,725,055.66	1,193,933.21
Interest transfer to Reserves	32,703.18	38,400.00	38,400.00	38,400.00	38,400.00	29,072.58
Transfer from Muni	727,148.00	727,148.00	727,148.00	727,148.00	727,148.00	894,362.38
Transfer to Muni	(1,001,664.39)	(1,211,536.00)	(751,536.00)	(1,211,536.00)	(751,536.00)	(392,312.51)
	<u>1,483,242.45</u>	<u>1,279,067.66</u>	<u>1,739,067.66</u>	<u>1,279,067.66</u>	<u>1,739,067.66</u>	<u>1,725,055.66</u>
404 Barnard Park Sports Pavilion Building Reserve						
Accumulated Reserves at Start of Year	10,666.20	10,666.20	10,666.20	10,666.20	10,666.20	0.00
Interest transfer to Reserves	460.23	240.00	240.00	240.00	240.00	166.20
Transfer from Muni	30,226.00	30,226.00	30,226.00	30,226.00	30,226.00	10,500.00
	<u>41,352.43</u>	<u>41,132.20</u>	<u>41,132.20</u>	<u>41,132.20</u>	<u>41,132.20</u>	<u>10,666.20</u>

City of BusseltonReserves Movement Report

For The Period Ending 30 June 2020

	2019/2020 Actual	2019/2020 Amended Budget YTD	2019/2020 Original Budget YTD	2019/2020 Amended Budget	2019/2020 Original Budget	2018/2019 Actual
	\$	\$	\$	\$	\$	\$
405 Railway House Building Reserve						
Accumulated Reserves at Start of Year	16,761.18	16,761.18	16,761.18	16,761.18	16,761.18	0.00
Interest transfer to Reserves	458.36	372.00	372.00	372.00	372.00	261.18
Transfer from Muni	19,635.00	19,635.00	19,635.00	19,635.00	19,635.00	16,500.00
	<u>36,854.54</u>	<u>36,768.18</u>	<u>36,768.18</u>	<u>36,768.18</u>	<u>36,768.18</u>	<u>16,761.18</u>
406 Youth and Community Activities Building Reserve						
Accumulated Reserves at Start of Year	45,712.30	45,712.30	45,712.30	45,712.30	45,712.30	0.00
Interest transfer to Reserves	1,148.35	1,020.00	1,020.00	1,020.00	1,020.00	712.30
Transfer from Muni	42,840.00	42,840.00	42,840.00	42,840.00	42,840.00	45,000.00
Transfer to Muni	(9,344.55)	(10,000.00)	(10,000.00)	(10,000.00)	(10,000.00)	0.00
	<u>80,356.10</u>	<u>79,572.30</u>	<u>79,572.30</u>	<u>79,572.30</u>	<u>79,572.30</u>	<u>45,712.30</u>
407 Busselton Library Building Reserve						
Accumulated Reserves at Start of Year	85,071.29	85,071.29	85,071.29	85,071.29	85,071.29	0.00
Interest transfer to Reserves	1,716.82	1,896.00	1,896.00	1,896.00	1,896.00	1,440.29
Transfer from Muni	45,696.00	45,696.00	45,696.00	45,696.00	45,696.00	83,631.00
Transfer to Muni	(21,462.26)	(111,000.00)	(111,000.00)	(111,000.00)	(111,000.00)	0.00
	<u>111,021.85</u>	<u>21,663.29</u>	<u>21,663.29</u>	<u>21,663.29</u>	<u>21,663.29</u>	<u>85,071.29</u>
131 Busselton Community Resource Centre Reserve						
Accumulated Reserves at Start of Year	190,875.82	190,875.82	190,875.82	190,875.82	190,875.82	156,653.93
Interest transfer to Reserves	3,791.98	4,248.00	4,248.00	4,248.00	4,248.00	4,352.89
Transfer from Muni	81,752.64	86,394.00	86,394.00	86,394.00	86,394.00	29,869.00
Transfer to Muni	(3,727.27)	(5,160.00)	(5,160.00)	(5,160.00)	(5,160.00)	0.00
	<u>272,693.17</u>	<u>276,357.82</u>	<u>276,357.82</u>	<u>276,357.82</u>	<u>276,357.82</u>	<u>190,875.82</u>
408 Busselton Jetty Tourist Park Reserve						
Accumulated Reserves at Start of Year	159,725.80	159,725.80	159,725.80	159,725.80	159,725.80	0.00
Interest transfer to Reserves	4,342.04	3,552.00	3,552.00	3,552.00	3,552.00	3,454.93
Transfer from Muni	168,021.20	258,708.00	258,708.00	258,708.00	258,708.00	218,272.00
Transfer to Muni	(109,336.24)	(287,610.00)	(287,610.00)	(287,610.00)	(287,610.00)	(62,001.13)
	<u>222,752.80</u>	<u>134,375.80</u>	<u>134,375.80</u>	<u>134,375.80</u>	<u>134,375.80</u>	<u>159,725.80</u>
409 Geopraphe Leisure Centre Building Reserve						
Accumulated Reserves at Start of Year	381,186.42	381,186.42	381,186.42	381,186.42	381,186.42	0.00
Interest transfer to Reserves	7,619.95	8,484.00	8,484.00	8,484.00	8,484.00	7,716.49
Transfer from Muni	570,521.00	570,521.00	260,521.00	570,521.00	260,521.00	476,928.00
Transfer to Muni	(344,243.08)	(885,900.00)	(555,900.00)	(885,900.00)	(555,900.00)	(103,458.07)
	<u>615,084.29</u>	<u>74,291.42</u>	<u>94,291.42</u>	<u>74,291.42</u>	<u>94,291.42</u>	<u>381,186.42</u>
331 Joint Venture Aged Housing Reserve						
Accumulated Reserves at Start of Year	1,085,870.41	1,085,870.41	1,085,870.41	1,085,870.41	1,085,870.41	997,854.77
Interest transfer to Reserves	17,937.89	24,180.00	24,180.00	24,180.00	24,180.00	27,824.81
Transfer from Muni	185,261.37	128,741.00	128,741.00	128,741.00	128,741.00	182,877.12
Transfer to Muni	(51,762.89)	(152,000.00)	(152,000.00)	(152,000.00)	(152,000.00)	(122,686.29)
	<u>1,237,306.78</u>	<u>1,086,791.41</u>	<u>1,086,791.41</u>	<u>1,086,791.41</u>	<u>1,086,791.41</u>	<u>1,085,870.41</u>

City of BusseltonReserves Movement ReportFor The Period Ending 30 June 2020

	2019/2020 Actual	2019/2020 Amended Budget YTD	2019/2020 Original Budget YTD	2019/2020 Amended Budget	2019/2020 Original Budget	2018/2019 Actual
	\$	\$	\$	\$	\$	\$
403 Winderup Aged Housing Resident Funded Reserve						
Accumulated Reserves at Start of Year	212,501.16	212,501.16	212,501.16	212,501.16	212,501.16	186,717.69
Interest transfer to Reserves	3,457.97	4,728.00	4,728.00	4,728.00	4,728.00	4,702.72
Transfer from Muni	2,046.25	0.00	0.00	0.00	0.00	63,103.70
Transfer to Muni	(5,070.00)	(126,000.00)	(126,000.00)	(126,000.00)	(126,000.00)	(42,022.95)
	<u>212,935.38</u>	<u>91,229.16</u>	<u>91,229.16</u>	<u>91,229.16</u>	<u>91,229.16</u>	<u>212,501.16</u>
410 Naturaliste Community Centre Building Reserve						
Accumulated Reserves at Start of Year	63,745.73	63,745.73	63,745.73	63,745.73	63,745.73	0.00
Interest transfer to Reserves	1,622.87	1,416.00	1,416.00	1,416.00	1,416.00	2,078.93
Transfer from Muni	59,708.00	59,708.00	59,708.00	59,708.00	59,708.00	159,147.00
Transfer to Muni	0.00	(12,000.00)	(12,000.00)	(12,000.00)	(12,000.00)	(97,480.20)
	<u>125,076.60</u>	<u>112,869.73</u>	<u>112,869.73</u>	<u>112,869.73</u>	<u>112,869.73</u>	<u>63,745.73</u>
411 Civic and Administration Building Reserve						
Accumulated Reserves at Start of Year	187,928.40	187,928.40	187,928.40	187,928.40	187,928.40	0.00
Interest transfer to Reserves	5,512.65	4,188.00	4,188.00	4,188.00	4,188.00	2,928.40
Transfer from Muni	282,000.00	282,000.00	282,000.00	282,000.00	282,000.00	185,000.00
Transfer to Muni	(45,751.88)	(105,920.00)	(105,920.00)	(105,920.00)	(105,920.00)	0.00
	<u>429,689.17</u>	<u>368,196.40</u>	<u>368,196.40</u>	<u>368,196.40</u>	<u>368,196.40</u>	<u>187,928.40</u>
412 Vasse Sports Pavilion Building Reserve						
Interest transfer to Reserves	5.14	0.00	0.00	0.00	0.00	0.00
Transfer from Muni	536.00	536.00	536.00	536.00	536.00	0.00
	<u>541.14</u>	<u>536.00</u>	<u>536.00</u>	<u>536.00</u>	<u>536.00</u>	<u>0.00</u>
110 Jetty Maintenance Reserve						
Accumulated Reserves at Start of Year	4,806,278.94	4,806,278.94	4,806,278.94	4,806,278.94	4,806,278.94	4,193,450.51
Interest transfer to Reserves	82,679.79	107,004.00	107,004.00	107,004.00	107,004.00	108,240.24
Transfer from Muni	1,286,516.00	1,286,516.00	1,286,516.00	1,286,516.00	1,286,516.00	1,249,044.00
Transfer to Muni	(936,132.15)	(3,057,095.00)	(2,982,095.00)	(3,057,095.00)	(2,982,095.00)	(744,455.81)
	<u>5,239,342.58</u>	<u>3,142,703.94</u>	<u>3,217,703.94</u>	<u>3,142,703.94</u>	<u>3,217,703.94</u>	<u>4,806,278.94</u>
150 Jetty Self Insurance Reserve						
Accumulated Reserves at Start of Year	365,698.37	365,698.37	365,698.37	365,698.37	365,698.37	0.00
Interest transfer to Reserves	6,499.79	8,136.00	8,136.00	8,136.00	8,136.00	5,698.37
Transfer from Muni	60,000.00	60,000.00	60,000.00	60,000.00	60,000.00	360,000.00
	<u>432,198.16</u>	<u>433,834.37</u>	<u>433,834.37</u>	<u>433,834.37</u>	<u>433,834.37</u>	<u>365,698.37</u>
222 Asset Depreciation Reserve						
Accumulated Reserves at Start of Year	0.00	0.00	0.00	0.00	0.00	563,412.18
Interest transfer to Reserves	0.00	0.00	0.00	0.00	0.00	14,029.57
Transfer to Muni	0.00	0.00	0.00	0.00	0.00	(577,441.75)
	<u>0.00</u>	<u>0.00</u>	<u>0.00</u>	<u>0.00</u>	<u>0.00</u>	<u>0.00</u>
223 Road Asset Renewal Reserve						
Accumulated Reserves at Start of Year	1,119,116.75	1,119,116.75	1,119,116.75	1,119,116.75	1,119,116.75	1,299,765.50
Interest transfer to Reserves	39,808.24	24,912.00	24,912.00	24,912.00	24,912.00	49,255.16
Transfer from Muni	3,458,128.00	3,458,128.00	3,458,128.00	3,458,128.00	3,458,128.00	2,550,956.00
Transfer to Muni	(3,019,924.34)	(4,521,634.00)	(4,161,474.00)	(4,521,634.00)	(4,161,474.00)	(2,780,859.91)
	<u>1,597,128.65</u>	<u>80,522.75</u>	<u>440,682.75</u>	<u>80,522.75</u>	<u>440,682.75</u>	<u>1,119,116.75</u>

City of BusseltonReserves Movement ReportFor The Period Ending 30 June 2020

	2019/2020 Actual	2019/2020 Amended Budget YTD	2019/2020 Original Budget YTD	2019/2020 Amended Budget	2019/2020 Original Budget	2018/2019 Actual
	\$	\$	\$	\$	\$	\$
224 Footpath/ Cycle Ways Reserve						
Accumulated Reserves at Start of Year	3,670.90	3,670.90	3,670.90	3,670.90	3,670.90	0.00
Interest transfer to Reserves	8,786.80	84.00	84.00	84.00	84.00	3,670.90
Transfer from Muni	1,184,602.00	1,184,602.00	1,184,602.00	1,184,602.00	1,184,602.00	231,906.00
Transfer to Muni	(788,622.42)	(1,111,590.00)	(1,147,590.00)	(1,111,590.00)	(1,147,590.00)	(231,906.00)
	<u>408,437.28</u>	<u>76,766.90</u>	<u>40,766.90</u>	<u>76,766.90</u>	<u>40,766.90</u>	<u>3,670.90</u>
226 Other Infrastructure (Drainage, Signage, Etc.) Reserve						
Interest transfer to Reserves	3,298.02	0.00	0.00	0.00	0.00	0.00
Transfer from Muni	347,000.00	347,000.00	347,000.00	347,000.00	347,000.00	0.00
Transfer to Muni	(85,909.03)	(316,950.00)	(316,950.00)	(316,950.00)	(316,950.00)	0.00
	<u>264,388.99</u>	<u>30,050.00</u>	<u>30,050.00</u>	<u>30,050.00</u>	<u>30,050.00</u>	<u>0.00</u>
225 Parks, Gardens and Reserves Reserve						
Interest transfer to Reserves	10,825.77	0.00	0.00	0.00	0.00	0.00
Transfer from Muni	1,214,001.00	1,214,001.00	1,214,001.00	1,214,001.00	1,214,001.00	0.00
Transfer to Muni	(390,880.54)	(1,214,000.00)	(1,134,000.00)	(1,214,000.00)	(1,134,000.00)	0.00
	<u>833,946.23</u>	<u>1.00</u>	<u>80,001.00</u>	<u>1.00</u>	<u>80,001.00</u>	<u>0.00</u>
151 Furniture and Equipment Reserve						
Transfer from Muni	364,900.00	364,900.00	364,900.00	364,900.00	364,900.00	0.00
Transfer to Muni	(107,115.81)	(364,900.00)	(364,900.00)	(364,900.00)	(364,900.00)	0.00
	<u>257,784.19</u>	<u>0.00</u>	<u>0.00</u>	<u>0.00</u>	<u>0.00</u>	<u>0.00</u>
115 Plant Replacement Reserve						
Accumulated Reserves at Start of Year	1,205,526.70	1,205,526.70	1,205,526.70	1,205,526.70	1,205,526.70	2,185,395.64
Interest transfer to Reserves	23,720.77	26,844.00	26,844.00	26,844.00	26,844.00	61,462.25
Transfer from Muni	900,737.00	900,737.00	900,737.00	900,737.00	900,737.00	1,115,712.71
Transfer to Muni	(1,031,542.55)	(1,187,450.00)	(1,418,950.00)	(1,187,450.00)	(1,418,950.00)	(2,157,043.90)
	<u>1,098,441.92</u>	<u>945,657.70</u>	<u>714,157.70</u>	<u>945,657.70</u>	<u>714,157.70</u>	<u>1,205,526.70</u>
137 Major Traffic Improvements Reserve						
Accumulated Reserves at Start of Year	1,495,577.97	1,495,577.97	1,495,577.97	1,495,577.97	1,495,577.97	432,138.26
Interest transfer to Reserves	25,423.53	33,300.00	33,300.00	33,300.00	33,300.00	30,752.10
Transfer from Muni	1,128,705.00	1,128,705.00	1,128,705.00	1,128,705.00	1,128,705.00	1,211,110.00
Transfer to Muni	(2,010,860.97)	(2,650,000.00)	(2,400,000.00)	(2,650,000.00)	(2,400,000.00)	(178,422.39)
	<u>638,845.53</u>	<u>7,582.97</u>	<u>257,582.97</u>	<u>7,582.97</u>	<u>257,582.97</u>	<u>1,495,577.97</u>
132 CBD Enhancement Reserve						
Accumulated Reserves at Start of Year	171,316.34	171,316.34	171,316.34	171,316.34	171,316.34	122,490.23
Interest transfer to Reserves	7,539.43	3,816.00	3,816.00	3,816.00	3,816.00	3,706.11
Transfer from Muni	524,713.00	560,188.00	560,188.00	560,188.00	560,188.00	45,120.00
Transfer to Muni	(89,806.30)	(643,000.00)	(643,000.00)	(643,000.00)	(643,000.00)	0.00
	<u>613,762.47</u>	<u>92,320.34</u>	<u>92,320.34</u>	<u>92,320.34</u>	<u>92,320.34</u>	<u>171,316.34</u>
127 New Infrastructure Development Reserve						
Accumulated Reserves at Start of Year	1,803,171.42	1,803,171.42	1,803,171.42	1,803,171.42	1,803,171.42	1,834,714.76
Interest transfer to Reserves	26,494.60	40,140.00	40,140.00	40,140.00	40,140.00	51,101.03
Transfer from Muni	201,157.40	192,627.00	192,627.00	192,627.00	192,627.00	410,941.00
Transfer to Muni	(524,648.37)	(1,259,942.00)	(1,259,942.00)	(1,259,942.00)	(1,259,942.00)	(493,585.37)
	<u>1,506,175.05</u>	<u>775,996.42</u>	<u>775,996.42</u>	<u>775,996.42</u>	<u>775,996.42</u>	<u>1,803,171.42</u>

City of BusseltonReserves Movement ReportFor The Period Ending 30 June 2020

	2019/2020 Actual	2019/2020 Amended Budget YTD	2019/2020 Original Budget YTD	2019/2020 Amended Budget	2019/2020 Original Budget	2018/2019 Actual
	\$	\$	\$	\$	\$	\$
141 Commonage Precinct Infrastructure Road Reserve						
Accumulated Reserves at Start of Year	231,223.87	231,223.87	231,223.87	231,223.87	231,223.87	225,574.67
Interest transfer to Reserves	3,682.77	5,148.00	5,148.00	5,148.00	5,148.00	5,649.20
	<u>234,906.64</u>	<u>236,371.87</u>	<u>236,371.87</u>	<u>236,371.87</u>	<u>236,371.87</u>	<u>231,223.87</u>
114 City Car Parking and Access Reserve						
Accumulated Reserves at Start of Year	1,281,336.70	1,281,336.70	1,281,336.70	1,281,336.70	1,281,336.70	875,925.14
Interest transfer to Reserves	24,799.27	28,524.00	28,524.00	28,524.00	28,524.00	30,250.23
Transfer from Muni	505,188.00	505,188.00	505,188.00	505,188.00	505,188.00	538,024.00
Transfer to Muni	(256,199.59)	(594,115.00)	(427,549.00)	(594,115.00)	(427,549.00)	(162,862.67)
	<u>1,555,124.38</u>	<u>1,220,933.70</u>	<u>1,387,499.70</u>	<u>1,220,933.70</u>	<u>1,387,499.70</u>	<u>1,281,336.70</u>
107 Corporate IT Systems Reserve						
Accumulated Reserves at Start of Year	80,398.99	80,398.99	80,398.99	80,398.99	80,398.99	78,625.03
Interest transfer to Reserves	1,280.52	1,788.00	1,788.00	1,788.00	1,788.00	1,773.96
Transfer from Muni	145,070.51	0.00	0.00	0.00	0.00	0.00
	<u>226,750.02</u>	<u>82,186.99</u>	<u>82,186.99</u>	<u>82,186.99</u>	<u>82,186.99</u>	<u>80,398.99</u>
133 Election, Valuation and Corporate Expenses Reserve						
Accumulated Reserves at Start of Year	499,905.97	499,905.97	499,905.97	499,905.97	499,905.97	149,557.64
Interest transfer to Reserves	8,664.58	11,124.00	11,124.00	11,124.00	11,124.00	8,399.33
Transfer from Muni	150,000.00	150,000.00	150,000.00	150,000.00	150,000.00	350,949.00
Transfer to Muni	(97,576.37)	(150,000.00)	(150,000.00)	(150,000.00)	(150,000.00)	(9,000.00)
	<u>560,994.18</u>	<u>511,029.97</u>	<u>511,029.97</u>	<u>511,029.97</u>	<u>511,029.97</u>	<u>499,905.97</u>
111 Legal Expenses Reserve						
Accumulated Reserves at Start of Year	577,255.71	577,255.71	577,255.71	577,255.71	577,255.71	557,904.00
Interest transfer to Reserves	8,995.41	12,852.00	12,852.00	12,852.00	12,852.00	15,035.07
Transfer from Muni	50,689.00	50,689.00	0.00	50,689.00	0.00	61,364.00
Transfer to Muni	0.00	0.00	0.00	0.00	0.00	(57,047.36)
	<u>636,940.12</u>	<u>640,796.71</u>	<u>590,107.71</u>	<u>640,796.71</u>	<u>590,107.71</u>	<u>577,255.71</u>
135 Performing Arts and Convention Centre Reserve						
Interest transfer to Reserves	14,751.12	0.00	0.00	0.00	0.00	0.00
Transfer from Muni	2,610,848.08	2,705,530.00	2,705,530.00	2,705,530.00	2,705,530.00	0.00
	<u>2,625,599.20</u>	<u>2,705,530.00</u>	<u>2,705,530.00</u>	<u>2,705,530.00</u>	<u>2,705,530.00</u>	<u>0.00</u>
202 Long Service Leave Reserve						
Accumulated Reserves at Start of Year	3,096,583.00	3,096,583.00	3,096,583.00	3,096,583.00	3,096,583.00	3,111,698.09
Interest transfer to Reserves	50,518.40	68,940.00	68,940.00	68,940.00	68,940.00	93,949.05
Transfer from Muni	687,986.09	250,000.00	250,000.00	250,000.00	250,000.00	384,190.02
Transfer to Muni	(352,977.49)	(653,950.00)	(653,950.00)	(653,950.00)	(653,950.00)	(493,254.16)
	<u>3,482,110.00</u>	<u>2,761,573.00</u>	<u>2,761,573.00</u>	<u>2,761,573.00</u>	<u>2,761,573.00</u>	<u>3,096,583.00</u>
203 Professional Development Reserve						
Accumulated Reserves at Start of Year	122,771.88	122,771.88	122,771.88	122,771.88	122,771.88	113,024.66
Interest transfer to Reserves	2,418.13	2,736.00	2,736.00	2,736.00	2,736.00	3,777.31
Transfer from Muni	70,000.00	70,000.00	70,000.00	70,000.00	70,000.00	70,000.00
Transfer to Muni	(50,161.08)	(71,930.00)	(71,930.00)	(71,930.00)	(71,930.00)	(64,030.09)
	<u>145,028.93</u>	<u>123,577.88</u>	<u>123,577.88</u>	<u>123,577.88</u>	<u>123,577.88</u>	<u>122,771.88</u>

City of BusseltonReserves Movement ReportFor The Period Ending 30 June 2020

	2019/2020 Actual	2019/2020 Amended Budget YTD	2019/2020 Original Budget YTD	2019/2020 Amended Budget	2019/2020 Original Budget	2018/2019 Actual
	\$	\$	\$	\$	\$	\$
204 Sick Pay Incentive Reserve						
Accumulated Reserves at Start of Year	150,403.55	150,403.55	150,403.55	150,403.55	150,403.55	175,935.04
Interest transfer to Reserves	2,374.88	3,348.00	3,348.00	3,348.00	3,348.00	5,088.12
Transfer from Muni	327.14	70,000.00	70,000.00	70,000.00	70,000.00	0.00
Transfer to Muni	(8,473.18)	(71,930.00)	(71,930.00)	(71,930.00)	(71,930.00)	(30,619.61)
	<u>144,632.39</u>	<u>151,821.55</u>	<u>151,821.55</u>	<u>151,821.55</u>	<u>151,821.55</u>	<u>150,403.55</u>
124 Workers Compensation and Extended Sick Leave Coningency Res						
Accumulated Reserves at Start of Year	305,100.95	305,100.95	305,100.95	305,100.95	305,100.95	356,227.48
Interest transfer to Reserves	4,650.47	6,792.00	6,792.00	6,792.00	6,792.00	8,873.47
Transfer to Muni	0.00	(28,460.00)	(28,460.00)	(28,460.00)	(28,460.00)	(60,000.00)
	<u>309,751.42</u>	<u>283,432.95</u>	<u>283,432.95</u>	<u>283,432.95</u>	<u>283,432.95</u>	<u>305,100.95</u>
302 Community Facilities - City District						
Accumulated Reserves at Start of Year	2,552,707.62	2,552,707.62	2,552,707.62	2,552,707.62	2,552,707.62	2,303,095.83
Interest transfer to Reserves	39,319.39	56,832.00	56,832.00	56,832.00	56,832.00	60,897.30
Transfer from Muni	216,051.38	361,740.00	361,740.00	361,740.00	361,740.00	306,049.14
Transfer to Muni	(1,687,208.54)	(2,203,795.00)	(2,203,795.00)	(2,203,795.00)	(2,203,795.00)	(117,334.65)
	<u>1,120,869.85</u>	<u>767,484.62</u>	<u>767,484.62</u>	<u>767,484.62</u>	<u>767,484.62</u>	<u>2,552,707.62</u>
304 Community Facilities - Broadwater						
Accumulated Reserves at Start of Year	158,523.04	158,523.04	158,523.04	158,523.04	158,523.04	138,048.48
Interest transfer to Reserves	2,585.73	3,528.00	3,528.00	3,528.00	3,528.00	3,656.26
Transfer from Muni	5,304.78	12,500.00	12,500.00	12,500.00	12,500.00	16,818.30
	<u>166,413.55</u>	<u>174,551.04</u>	<u>174,551.04</u>	<u>174,551.04</u>	<u>174,551.04</u>	<u>158,523.04</u>
303 Community Facilities - Busselton						
Accumulated Reserves at Start of Year	44,011.77	44,011.77	44,011.77	44,011.77	44,011.77	34,546.40
Interest transfer to Reserves	526.95	984.00	984.00	984.00	984.00	971.37
Transfer from Muni	8,638.75	20,000.00	20,000.00	20,000.00	20,000.00	8,494.00
Transfer to Muni	(44,000.00)	(44,000.00)	(44,000.00)	(44,000.00)	(44,000.00)	0.00
	<u>9,177.47</u>	<u>20,995.77</u>	<u>20,995.77</u>	<u>20,995.77</u>	<u>20,995.77</u>	<u>44,011.77</u>
305 Community Facilities - Dunsborough						
Accumulated Reserves at Start of Year	188,062.67	188,062.67	188,062.67	188,062.67	188,062.67	166,327.12
Interest transfer to Reserves	3,283.35	4,188.00	4,188.00	4,188.00	4,188.00	4,549.89
Transfer from Muni	63,806.44	25,000.00	25,000.00	25,000.00	25,000.00	17,185.66
	<u>255,152.46</u>	<u>217,250.67</u>	<u>217,250.67</u>	<u>217,250.67</u>	<u>217,250.67</u>	<u>188,062.67</u>
311 Community Facilities - Dunsborough Lakes Estate						
Accumulated Reserves at Start of Year	922,772.84	922,772.84	922,772.84	922,772.84	922,772.84	525,105.39
Interest transfer to Reserves	14,697.21	20,544.00	20,544.00	20,544.00	20,544.00	19,631.45
Transfer from Muni	0.00	277,990.00	277,990.00	277,990.00	277,990.00	378,036.00
	<u>937,470.05</u>	<u>1,221,306.84</u>	<u>1,221,306.84</u>	<u>1,221,306.84</u>	<u>1,221,306.84</u>	<u>922,772.84</u>
306 Community Facilities - Geographe						
Accumulated Reserves at Start of Year	99,175.93	99,175.93	99,175.93	99,175.93	99,175.93	95,061.38
Interest transfer to Reserves	1,594.87	2,208.00	2,208.00	2,208.00	2,208.00	2,410.78
Transfer from Muni	1,207.94	7,500.00	7,500.00	7,500.00	7,500.00	1,703.77
	<u>101,978.74</u>	<u>108,883.93</u>	<u>108,883.93</u>	<u>108,883.93</u>	<u>108,883.93</u>	<u>99,175.93</u>

City of BusseltonReserves Movement ReportFor The Period Ending 30 June 2020

	2019/2020 Actual	2019/2020 Amended Budget YTD	2019/2020 Original Budget YTD	2019/2020 Amended Budget	2019/2020 Original Budget	2018/2019 Actual
	\$	\$	\$	\$	\$	\$
310 Community Facilities - Port Geographe						
Accumulated Reserves at Start of Year	343,509.27	343,509.27	343,509.27	343,509.27	343,509.27	335,116.76
Interest transfer to Reserves	5,471.14	7,644.00	7,644.00	7,644.00	7,644.00	8,392.51
	<u>348,980.41</u>	<u>351,153.27</u>	<u>351,153.27</u>	<u>351,153.27</u>	<u>351,153.27</u>	<u>343,509.27</u>
309 Community Facilities - Vasse						
Accumulated Reserves at Start of Year	615,585.54	615,585.54	615,585.54	615,585.54	615,585.54	589,760.45
Interest transfer to Reserves	9,471.24	13,704.00	13,704.00	13,704.00	13,704.00	14,848.67
Transfer from Muni	0.00	0.00	0.00	0.00	0.00	10,976.42
Transfer to Muni	(135,152.02)	(450,000.00)	(450,000.00)	(450,000.00)	(450,000.00)	0.00
	<u>489,904.76</u>	<u>179,289.54</u>	<u>179,289.54</u>	<u>179,289.54</u>	<u>179,289.54</u>	<u>615,585.54</u>
308 Community Facilities - Airport North						
Accumulated Reserves at Start of Year	2,970,179.38	2,970,179.38	2,970,179.38	2,970,179.38	2,970,179.38	2,826,296.71
Interest transfer to Reserves	47,307.90	66,120.00	66,120.00	66,120.00	66,120.00	71,258.67
Transfer from Muni	0.00	255,000.00	255,000.00	255,000.00	255,000.00	72,624.00
	<u>3,017,487.28</u>	<u>3,291,299.38</u>	<u>3,291,299.38</u>	<u>3,291,299.38</u>	<u>3,291,299.38</u>	<u>2,970,179.38</u>
130 Locke Estate Reserve						
Accumulated Reserves at Start of Year	1,012.99	1,012.99	1,012.99	1,012.99	1,012.99	0.00
Interest transfer to Reserves	420.15	24.00	24.00	24.00	24.00	1,012.99
Transfer from Muni	60,000.00	64,000.00	64,000.00	64,000.00	64,000.00	64,000.00
Transfer to Muni	(55,163.53)	(64,000.00)	(64,000.00)	(64,000.00)	(64,000.00)	(64,000.00)
	<u>6,269.61</u>	<u>1,036.99</u>	<u>1,036.99</u>	<u>1,036.99</u>	<u>1,036.99</u>	<u>1,012.99</u>
122 Port Geographe Development Reserve						
Accumulated Reserves at Start of Year	682,470.41	682,470.41	682,470.41	682,470.41	682,470.41	1,455,440.82
Interest transfer to Reserves	8,839.73	15,192.00	15,192.00	15,192.00	15,192.00	30,840.83
Transfer from Muni	51,975.00	51,975.00	51,975.00	51,975.00	51,975.00	50,000.00
Transfer to Muni	(518,332.76)	(599,307.00)	(599,307.00)	(599,307.00)	(599,307.00)	(853,811.24)
	<u>224,952.38</u>	<u>150,330.41</u>	<u>150,330.41</u>	<u>150,330.41</u>	<u>150,330.41</u>	<u>682,470.41</u>
123 Port Geographe Waterways Management Reserve (SAR)						
Accumulated Reserves at Start of Year	3,349,716.94	3,349,716.94	3,349,716.94	3,349,716.94	3,349,716.94	3,387,485.07
Interest transfer to Reserves	54,429.05	74,580.00	74,580.00	74,580.00	74,580.00	87,609.18
Transfer from Muni	218,328.64	214,942.00	214,942.00	214,942.00	214,942.00	193,747.69
Transfer to Muni	(347,283.00)	(346,800.00)	(346,800.00)	(346,800.00)	(346,800.00)	(319,125.00)
	<u>3,275,191.63</u>	<u>3,292,438.94</u>	<u>3,292,438.94</u>	<u>3,292,438.94</u>	<u>3,292,438.94</u>	<u>3,349,716.94</u>
126 Provence Landscape Maintenance Reserve (SAR)						
Accumulated Reserves at Start of Year	1,194,759.54	1,194,759.54	1,194,759.54	1,194,759.54	1,194,759.54	1,101,707.78
Interest transfer to Reserves	20,031.01	26,604.00	26,604.00	26,604.00	26,604.00	30,061.96
Transfer from Muni	179,838.99	176,363.00	176,363.00	176,363.00	176,363.00	168,461.65
Transfer to Muni	(86,153.05)	(203,380.00)	(203,380.00)	(203,380.00)	(203,380.00)	(105,471.85)
	<u>1,308,476.49</u>	<u>1,194,346.54</u>	<u>1,194,346.54</u>	<u>1,194,346.54</u>	<u>1,194,346.54</u>	<u>1,194,759.54</u>

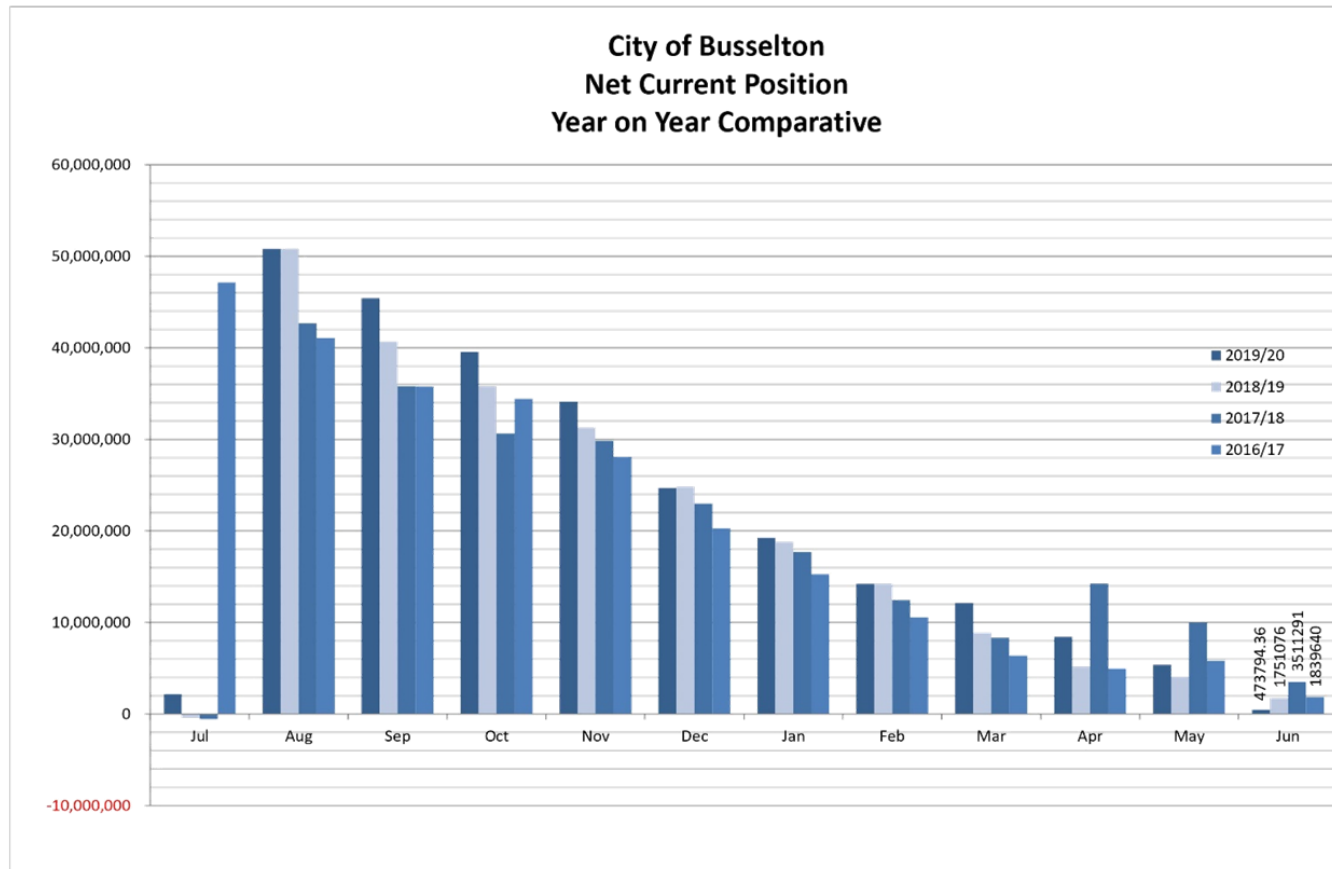
City of BusseltonReserves Movement Report

For The Period Ending 30 June 2020



	2019/2020 Actual	2019/2020 Amended Budget YTD	2019/2020 Original Budget YTD	2019/2020 Amended Budget	2019/2020 Original Budget	2018/2019 Actual
	\$	\$	\$	\$	\$	\$
128 Vasse Newtown Landscape Maintenance Reserve (SAR)						
Accumulated Reserves at Start of Year	575,151.53	575,151.53	575,151.53	575,151.53	575,151.53	535,722.24
Interest transfer to Reserves	9,845.01	12,804.00	12,804.00	12,804.00	12,804.00	15,770.06
Transfer from Muni	181,289.97	180,801.00	180,801.00	180,801.00	180,801.00	172,922.26
Transfer to Muni	(129,922.08)	(199,220.00)	(199,220.00)	(199,220.00)	(199,220.00)	(149,263.03)
	<u>636,364.43</u>	<u>569,536.53</u>	<u>569,536.53</u>	<u>569,536.53</u>	<u>569,536.53</u>	<u>575,151.53</u>
138 Commonage Precinct Bushfire Facilities Reserve						
Accumulated Reserves at Start of Year	57,260.53	57,260.53	57,260.53	57,260.53	57,260.53	55,861.58
Interest transfer to Reserves	912.00	1,272.00	1,272.00	1,272.00	1,272.00	1,398.95
	<u>58,172.53</u>	<u>58,532.53</u>	<u>58,532.53</u>	<u>58,532.53</u>	<u>58,532.53</u>	<u>57,260.53</u>
139 Commonage Community Facilities Dunsborough Lakes South Res						
Accumulated Reserves at Start of Year	72,622.42	72,622.42	72,622.42	72,622.42	72,622.42	70,848.15
Interest transfer to Reserves	1,156.66	1,620.00	1,620.00	1,620.00	1,620.00	1,774.27
	<u>73,779.08</u>	<u>74,242.42</u>	<u>74,242.42</u>	<u>74,242.42</u>	<u>74,242.42</u>	<u>72,622.42</u>
140 Commonage Community Facilities South Biddle Precinct Reserve						
Accumulated Reserves at Start of Year	886,172.58	886,172.58	886,172.58	886,172.58	886,172.58	1,030,368.46
Interest transfer to Reserves	13,522.19	19,728.00	19,728.00	19,728.00	19,728.00	25,804.12
Transfer to Muni	0.00	0.00	0.00	0.00	0.00	(170,000.00)
	<u>899,694.77</u>	<u>905,900.58</u>	<u>905,900.58</u>	<u>905,900.58</u>	<u>905,900.58</u>	<u>886,172.58</u>
321 Busselton Area Drainage and Waterways Improvement Reserve						
Accumulated Reserves at Start of Year	546,471.37	546,471.37	546,471.37	546,471.37	546,471.37	548,820.67
Interest transfer to Reserves	8,450.99	12,168.00	12,168.00	12,168.00	12,168.00	13,451.35
Transfer to Muni	(79,339.84)	(184,399.00)	(184,399.00)	(184,399.00)	(184,399.00)	(15,800.65)
	<u>475,582.52</u>	<u>374,240.37</u>	<u>374,240.37</u>	<u>374,240.37</u>	<u>374,240.37</u>	<u>546,471.37</u>
102 Coastal and Climate Adaptation Reserve						
Accumulated Reserves at Start of Year	2,845,578.60	2,845,578.60	2,845,578.60	2,845,578.60	2,845,578.60	2,472,424.34
Interest transfer to Reserves	46,381.06	63,348.00	63,348.00	63,348.00	63,348.00	69,960.53
Transfer from Muni	529,207.53	538,044.00	538,044.00	538,044.00	538,044.00	527,732.00
Transfer to Muni	(1,263,575.38)	(1,538,489.00)	(1,259,792.00)	(1,538,489.00)	(1,259,792.00)	(224,538.27)
	<u>2,157,591.81</u>	<u>1,908,481.60</u>	<u>2,187,178.60</u>	<u>1,908,481.60</u>	<u>2,187,178.60</u>	<u>2,845,578.60</u>
144 Emergency Disaster Recovery Reserve						
Accumulated Reserves at Start of Year	72,781.94	72,781.94	72,781.94	72,781.94	72,781.94	50,000.00
Interest transfer to Reserves	1,355.16	1,620.00	1,620.00	1,620.00	1,620.00	1,781.54
Transfer from Muni	20,000.00	20,000.00	20,000.00	20,000.00	20,000.00	21,000.40
	<u>94,137.10</u>	<u>94,401.94</u>	<u>94,401.94</u>	<u>94,401.94</u>	<u>94,401.94</u>	<u>72,781.94</u>
145 Energy Sustainability Reserve						
Accumulated Reserves at Start of Year	181,852.87	181,852.87	181,852.87	181,852.87	181,852.87	100,000.00
Interest transfer to Reserves	2,798.84	4,044.00	4,044.00	4,044.00	4,044.00	4,474.87
Transfer from Muni	130,000.00	130,000.00	130,000.00	130,000.00	130,000.00	100,000.00
Transfer to Muni	(176,696.68)	(177,378.00)	(177,378.00)	(177,378.00)	(177,378.00)	(22,622.00)
	<u>137,955.03</u>	<u>138,518.87</u>	<u>138,518.87</u>	<u>138,518.87</u>	<u>138,518.87</u>	<u>181,852.87</u>

City of BusseltonReserves Movement ReportFor The Period Ending 30 June 2020

	2019/2020 Actual	2019/2020 Amended Budget YTD	2019/2020 Original Budget YTD	2019/2020 Amended Budget	2019/2020 Original Budget	2018/2019 Actual
	\$	\$	\$	\$	\$	\$
146 Cemetery Reserve						
Accumulated Reserves at Start of Year	157,626.57	157,626.57	157,626.57	157,626.57	157,626.57	100,000.00
Interest transfer to Reserves	2,730.72	3,504.00	3,504.00	3,504.00	3,504.00	4,098.21
Transfer from Muni	104,314.16	139,000.00	139,000.00	139,000.00	139,000.00	77,321.95
Transfer to Muni	(228,799.55)	(254,000.00)	(254,000.00)	(254,000.00)	(254,000.00)	(23,793.59)
	<u>35,871.90</u>	<u>46,130.57</u>	<u>46,130.57</u>	<u>46,130.57</u>	<u>46,130.57</u>	<u>157,626.57</u>
341 Public Art Reserve						
Accumulated Reserves at Start of Year	86,198.07	86,198.07	86,198.07	86,198.07	86,198.07	229,685.21
Interest transfer to Reserves	853.32	1,920.00	1,920.00	1,920.00	1,920.00	5,697.86
Transfer to Muni	0.00	(41,060.00)	(41,060.00)	(41,060.00)	(41,060.00)	(149,185.00)
	<u>87,051.39</u>	<u>47,058.07</u>	<u>47,058.07</u>	<u>47,058.07</u>	<u>47,058.07</u>	<u>86,198.07</u>
121 Waste Management Facility and Plant Reserve						
Accumulated Reserves at Start of Year	7,867,210.16	7,867,210.16	7,867,210.16	7,867,210.16	7,867,210.16	7,881,068.17
Interest transfer to Reserves	124,135.01	175,152.00	175,152.00	175,152.00	175,152.00	200,860.10
Transfer from Muni	881,561.42	1,051,994.00	1,051,994.00	1,051,994.00	1,051,994.00	1,312,610.77
Transfer to Muni	(1,243,548.20)	(4,816,140.00)	(5,616,140.00)	(4,816,140.00)	(5,616,140.00)	(1,527,328.88)
	<u>7,629,358.39</u>	<u>4,278,216.16</u>	<u>3,478,216.16</u>	<u>4,278,216.16</u>	<u>3,478,216.16</u>	<u>7,867,210.16</u>
120 Strategic Projects Reserve						
Accumulated Reserves at Start of Year	257,162.94	257,162.94	257,162.94	257,162.94	257,162.94	226,213.20
Interest transfer to Reserves	4,340.77	33,192.00	33,192.00	33,192.00	33,192.00	5,949.74
Transfer from Muni	47,852.48	31,000.00	31,000.00	31,000.00	31,000.00	25,000.00
Transfer to Muni	(13,795.68)	(78,925.00)	(78,925.00)	(78,925.00)	(78,925.00)	0.00
	<u>295,560.51</u>	<u>242,429.94</u>	<u>242,429.94</u>	<u>242,429.94</u>	<u>242,429.94</u>	<u>257,162.94</u>
129 Untied Grants Reserve						
Accumulated Reserves at Start of Year	1,232,906.00	1,232,906.00	1,232,906.00	1,232,906.00	1,232,906.00	0.00
Transfer from Muni	1,391,422.00	0.00	0.00	0.00	0.00	1,232,906.00
Transfer to Muni	(1,232,906.00)	(1,232,906.00)	(1,232,906.00)	(1,232,906.00)	(1,232,906.00)	0.00
	<u>1,391,422.00</u>	<u>0.00</u>	<u>0.00</u>	<u>0.00</u>	<u>0.00</u>	<u>1,232,906.00</u>
153 Busselton Foreshore Reserve						
Transfer from Muni	100.00	0.00	0.00	0.00	0.00	0.00
	<u>100.00</u>	<u>0.00</u>	<u>0.00</u>	<u>0.00</u>	<u>0.00</u>	<u>0.00</u>
Total Cash Back Reserves	<u><u>59,731,492.76</u></u>	<u><u>41,930,165.66</u></u>	<u><u>42,611,399.66</u></u>	<u><u>41,930,165.66</u></u>	<u><u>42,611,399.66</u></u>	<u><u>55,590,217.66</u></u>
Summary Reserves						
Accumulated Reserves at Start of Year	55,590,217.66	55,590,217.66	55,590,217.66	55,590,217.66	55,590,217.66	47,978,518.20
Interest transfer to Reserves	965,722.02	1,237,620.00	1,237,620.00	1,237,620.00	1,237,620.00	1,413,166.97
Transfer from Muni	22,230,759.20	21,001,111.00	20,640,422.00	21,001,111.00	20,640,422.00	18,882,926.94
Transfer to Muni	(18,888,814.12)	(35,898,783.00)	(34,856,860.00)	(35,898,783.00)	(34,856,860.00)	(12,684,394.45)
Closing Balance	<u><u>59,897,884.76</u></u>	<u><u>41,930,165.66</u></u>	<u><u>42,611,399.66</u></u>	<u><u>41,930,165.66</u></u>	<u><u>42,611,399.66</u></u>	<u><u>55,590,217.66</u></u>



6.3 BUDGET AMENDMENT REQUEST / REVIEW - COMMUNITY AND COMMERCIAL SERVICES - AUGUST 2020

STRATEGIC GOAL	6. LEADERSHIP Visionary, collaborative, accountable
STRATEGIC OBJECTIVE	6.1 Governance systems, process and practices are responsible, ethical and transparent.
SUBJECT INDEX	Budget Planning and Reporting
BUSINESS UNIT	Financial Services
REPORTING OFFICER	Director, Community and Commercial Services - Naomi Searle
AUTHORISING OFFICER	Director, Community and Commercial Services - Naomi Searle
NATURE OF DECISION	Executive: substantial direction setting, including adopting strategies, plans and policies (excluding local planning policies), tenders, setting and amending budgets, funding, donations and sponsorships, reviewing committee recommendations
VOTING REQUIREMENT	Absolute Majority
ATTACHMENTS	Attachment A CCS Budget Amendment Table August 2020  

OFFICER RECOMMENDATION

That the Council endorse the amendment to the 2020/2021 Airport Development Project Budget, being an expense reduction of \$140,000, and offset by a reduction in the transfer from restricted asset Government Grant, resulting in an unchanged Municipal budget position. The proposed Budget Amendment is as per Attachment A and in accordance with section 6.8(1) of the *Local Government Act 1995*.

EXECUTIVE SUMMARY

This report seeks Council approval of budget amendments as detailed in this report. Adoption of the Officer Recommendation will result in a net neutral impact on the City's budgeted net current position.

BACKGROUND

In accordance with section 6.8(1) of the *Local Government Act 1995*, a local government is not to incur expenditure from its municipal fund for an additional purpose except where the expenditure:

- Is incurred in a financial year before the adoption of the annual budget by the local government;
- Is authorised in advance by Council resolution - absolute majority required;
- Is authorised in advance by the Mayor in an emergency.

Approval is therefore sought for the budget adjustments detailed in the attachment for the reasons specified.

OFFICER COMMENT

Council adopted its 2020/2021 municipal budget on Monday 27 July 2020 with a balanced budget position. Since then, officers have identified budgets that require adjustment. It is good management practice to revise the adopted budget when it is known that circumstances have changed. In keeping with this practice, budgets are reviewed on a monthly basis. Officers have reviewed the adopted budget for the month of August 2020 and recommend that alterations are made to the budget as per the table at Attachment A.

As part of the end of financial year budget reconciliation process, it was identified that the 2020/21 Airport Development Project budget was overestimated and as such requires an amendment as identified in the table at Attachment A. The amendments will require a budget expense reduction of \$140K which will be offset by a reduction in the transfer from restricted asset Government Grant. After making the above adjustments, the municipal budget position remains unchanged.

Statutory Environment

Section 6.8 of the *Local Government Act 1995* refers to expenditure from the municipal fund that is not included in the annual budget. In the context of this report, where no budget allocation exists, expenditure is not to be incurred until such time as it is authorised in advance, by an absolute majority decision of the Council.

Relevant Plans and Policies

There are multiple plans and policies that support the proposed budget amendments.

Financial Implications

The financial implications of this recommendation are contained within the report.

Stakeholder Consultation

No external stakeholder consultation was required or undertaken in relation to this matter.

Risk Assessment

An assessment of the potential implications of implementing the Officer Recommendation has been undertaken using the City's risk management framework, with risks assessed taking into account any controls already in place.

There is a risk to the City, as there is with all projects undertaken, that the final cost could exceed budget. If this looks to be the case, Council will be notified so a suitable offset / project scope back can be identified.

Options

The Council could decide not to go ahead with the proposed budget amendment request.

CONCLUSION

Council's approval is sought to amend the budget as per the details contained in this report. Upon approval, the proposed works will be planned, organised and completed.

TIMELINE FOR IMPLEMENTATION OF OFFICER RECOMMENDATION

Should the Officer Recommendation be endorsed, the associated budget amendment will be processed within a month of being approved.





BUDGET AMENDMENTS TABLE - COMMUNITY & CORPORATE SERVICES - AUGUST 2020

[illegible]

BUDGET ADJUSTMENT REFERENCE #	ITEM #	ADJUSTMENTS WITH NO IMPACT ON BUDGET BALANCE:						NET BUDGET CHANGE	OFFICER COMMENTARY
		EXISTING			PROPOSED				
		ACCOUNT CODE STRING	DESCRIPTION	AMOUNT DR / [CR]	ACCOUNT CODE STRING	DESCRIPTION	AMOUNT		
1	1	345.C6099.3260.0000	Consultancy - Airport Development	70,000	345.C6099.3260.0000	Consultancy - Airport Development	10,000	(60,000)	Consultancy not required.
	1	345.C6099.3280.0000	Contractors - Airport Development	100,000	345.C6099.3280.0000	Contractors - Airport Development	20,000	(80,000)	Contractor costs not required.
1	1	9000.7001	Cash at bank - Municipal Funds	(170,000)	9000.7001	Cash at bank - Municipal Funds	(30,000)		Not longer coming out of Muni.
1	2	345.C6099.1299.9475	Capital Grants - Airport Development	(520,850)	345.C6099.1299.9475	Capital Grants - Airport Development	(380,850)	140,000	Grant amount not required.
	2	9000.862	RA-Cash set aside, being unspent specific purpose Government Grants	520,850	9000.862	RA-Cash set aside, being unspent specific purpose Government Grants	380,850	(140,000)	Amount returned to liability account.
1	3	9000.7001	Cash at bank - Municipal Funds	170,000	9000.7001	Cash at bank - Municipal Funds	30,000	(140,000)	Amount returned to restricted funds.
1	3	9000.7054	Cash at bank - Restricted Funds	(170,000)	9000.7054	Cash at bank - Restricted Funds	(30,000)	140,000	Amount returned to restricted funds.
				-			-	-	

		TRANSFERS BETWEEN CAPITAL & OPERATING BUDGET:							
BUDGET ADJUSTMENT REFERENCE #	ITEM #	ACCOUNT CODE STRING	DESCRIPTION	AMOUNT	ACCOUNT CODE STRING	DESCRIPTION	AMOUNT	NET BUDGET CHANGE	OFFICER COMMENTARY
				-			-	-	

6.4 BUDGET AMENDMENT REQUEST / REVIEW - ENGINEERING AND WORKS SERVICES - AUGUST 2020

STRATEGIC GOAL	6. LEADERSHIP Visionary, collaborative, accountable
STRATEGIC OBJECTIVE	6.1 Governance systems, process and practices are responsible, ethical and transparent.
SUBJECT INDEX	Budget Planning and Reporting
BUSINESS UNIT	Financial Services
REPORTING OFFICER	Strategic Planner - Nick Edwards
AUTHORISING OFFICER	Director, Engineering and Works Services - Oliver Darby
NATURE OF DECISION	Executive: substantial direction setting, including adopting strategies, plans and policies (excluding local planning policies), tenders, setting and amending budgets, funding, donations and sponsorships, reviewing committee recommendations
VOTING REQUIREMENT	Absolute Majority
ATTACHMENTS	Attachment A EWS Budget Amendment Table August 2020   Attachment B WAPC Approval Letters  

OFFICER RECOMMENDATION

That the Council endorse the amendment to the 2020/2021 budgets for Dawson Park and Cabarita Road Public Open Spaces (POS), resulting in a net budget increase of \$5,608 and offset by a net increase in POS Contribution Revenue. The proposed Budget Amendment is as per Attachment A and in accordance with section 6.8(1) of the *Local Government Act 1995*.

EXECUTIVE SUMMARY

This report seeks Council approval of budget amendments as detailed in this report. Adoption of the Officer Recommendation will result in a net neutral impact on the City's budgeted net current position.

BACKGROUND

In accordance with section 6.8(1) of the *Local Government Act 1995* a local government is not to incur expenditure from its municipal fund for an additional purpose except where the expenditure:

- Is incurred in a financial year before the adoption of the annual budget by the local government;
- Is authorised in advance by Council resolution - absolute majority required;
- Is authorised in advance by the Mayor in an emergency.

Approval is therefore sought for the budget adjustments detailed in the attachment for the reasons specified.

OFFICER COMMENT

Council adopted its 2019/2020 municipal budget on Monday 27 July 2020 with a balanced budget position. Since then, officers have identified budgets that require adjustment. It is good management practice to revise the adopted budget when it is known that circumstances have changed. In keeping with this practice, budgets are reviewed on a monthly basis. Officers have reviewed the adopted budget for the month of August 2020 and recommend that alterations are made to the budget as per the table at Attachment A.

As part of the end of financial year budget reconciliation process, it was identified that the 2020/21 budgets for Dawson Park and Cabarita Road Public Open Spaces (POS) were incorrect and as such require an amendment as identified in the attached table. The amendments will require a net budget expense increase of \$5,608 which will be offset by a net increase in POS Contribution Revenue.

After making the above adjustments, the budget position remains unchanged.

Statutory Environment

Section 6.8 of the *Local Government Act 1995* refers to expenditure from the municipal fund that is not included in the annual budget. In the context of this report, where no budget allocation exists, expenditure is not to be incurred until such time as it is authorised in advance, by an absolute majority decision of the Council.

Relevant Plans and Policies

There are multiple plans and policies that support the proposed budget amendments.

Financial Implications

The financial implications of this recommendation are contained within the report.

Stakeholder Consultation

No external stakeholder consultation was required or undertaken in relation to this matter.

Risk Assessment

An assessment of the potential implications of implementing the Officer Recommendation has been undertaken using the City's risk management framework, with risks assessed taking into account any controls already in place.

There is a risk to the City, as there is with all projects undertaken, that the final cost could exceed budget. If this looks to be the case, Council will be notified so a suitable offset / project scope back can be identified.

Options

The Council could decide not to go ahead with the proposed budget amendment request.

CONCLUSION

Council's approval is sought to amend the budget as per the details contained in this report. Upon approval the proposed works will be planned, organised and completed.

TIMELINE FOR IMPLEMENTATION OF OFFICER RECOMMENDATION

Should the Officer Recommendation be endorsed, the associated budget amendment will be processed within a month of being approved.

BUDGET AMENDMENTS TABLE - ENGINEERING & WORKS SERVICES - AUGUST 2020

[illegible]

		ADJUSTMENTS WITH NO IMPACT ON BUDGET BALANCE:							
		EXISTING			PROPOSED				
BUDGET ADJUSTMENT REFERENCE #	ITEM #	ACCOUNT CODE STRING	DESCRIPTION	AMOUNT DR / (CR)	ACCOUNT CODE STRING	DESCRIPTION	AMOUNT DR / (CR)	NET BUDGET CHANGE	OFFICER COMMENTARY
1	1	545.C3116.3280.0000	Contractors - Dawson Park POS	110,000	545.C3116.3280.0000	Contractors - Dawson Park POS	187,467	77,467	Reserve 31187 (Dawson Park POS), increased approval from WAPC.
1	1	545.C3116.1280.0000	POS Contribution Revenue - Dawson Park POS	(82,000)	545.C3116.1280.0000	POS Contribution Revenue - Dawson Park POS	(159,467)	(77,467)	Per above.
1	2	545.C3213.3280.0000	Contractors - Cabarita Road POS	100,000	545.C3213.3280.0000	Contractors - Cabarita Road POS	28,141	(71,859)	Reserve 45093 (Cabarita Road POS), decreased approval from WAPC.
1	2	545.C3213.1280.0000	POS Contribution Revenue - Cabarita Park POS	(100,000)	545.C3213.1280.0000	POS Contribution Revenue - Cabarita Park POS	(28,141)	71,859	Per above.
				28,000			28,000	-	

		TRANSFERS BETWEEN CAPITAL & OPERATING BUDGET:							
		EXISTING				PROPOSED			
BUDGET ADJUSTMENT REFERENCE #	ITEM #	ACCOUNT CODE STRING	DESCRIPTION	AMOUNT DR / (CR)	ACCOUNT CODE STRING	DESCRIPTION	AMOUNT DR / (CR)	NET BUDGET CHANGE	OFFICER COMMENTARY
				-			-	-	



Western
Australian
Planning
Commission

C3213 - CABARITA ROAD

Enquiries: Frank Scibilia
Our Ref: PLH2019P0259 (15955)
Your Ref:

BUDGET \$100,000
WAPC APPROVAL \$28,141

Chief Executive Officer
City of Busselton
Locked Bag 1
BUSSELTON WA 6280

REDUCE BY \$71,859

Attention: Nick Edwards

Email: nick.edwards@busselton.wa.gov.au & city@busselton.wa.gov.au

Dear Sir

**PROPOSED EXPENDITURE OF CASH IN LIEU CONTRIBUTIONS TO UPGRADE
RESERVE 45093 CABARITA ROAD & RESERVE 31187 BUSSELL HWY, ABBEY**

I refer to your letter dated 2 August 2019 and advise that the Minister for Planning, pursuant to section 154(2)(c) of the *Planning and Development Act 2005* has approved the following expenditure of cash in lieu funds to contribute to the upgrade of the Reserves indicated below for recreation purposes:

- Reserve 45093 - \$28,141.00
- Reserve 31187 - \$159,467.00

Should you have any further queries, please contact Frank Scibilia, Senior Planning Officer at the Bunbury Office on 9791 0577 or email frank.scibilia@dph.wa.gov.au.

Yours faithfully

Ms Sam Fagan
Secretary
Western Australian Planning Commission

12 December 2019



Western
Australian
Planning
Commission

Enquiries: Frank Scibilia
Our Ref: PLH2019P0259 (15955)
Your Ref:

Chief Executive Officer
City of Busselton
Locked Bag 1
BUSSELTON WA 6280

Attention: Nick Edwards

Email: nick.edwards@busselton.wa.gov.au & city@busselton.wa.gov.au

Dear Sir

**PROPOSED EXPENDITURE OF CASH IN LIEU CONTRIBUTIONS TO UPGRADE
RESERVE 45093 CABARITA ROAD & RESERVE 31187 BUSSELL HWY, ABBEY**

I refer to your letter dated 2 August 2019 and advise that the Minister for Planning, pursuant to section 154(2)(c) of the *Planning and Development Act 2005* has approved the following expenditure of cash in lieu funds to contribute to the upgrade of the Reserves indicated below for recreation purposes:

- Reserve 45093 - \$28,141.00
- Reserve 31187 - \$159,467.00

Should you have any further queries, please contact Frank Scibilia, Senior Planning Officer at the Bunbury Office on 9791 0577 or email frank.scibilia@dph.wa.gov.au.

Yours faithfully

Ms Sam Fagan
Secretary
Western Australian Planning Commission

12 December 2019

C3116 DAWSON PARK

BUDGET \$82,000
WAPC APPROVAL \$159,467

INCREASE BY \$77,467

7. GENERAL DISCUSSION ITEMS

8. NEXT MEETING DATE

9. CLOSURE