

Please note: These minutes are yet to be confirmed as a true record of proceedings

CITY OF BUSSELTON

MINUTES FOR THE FINANCE COMMITTEE MEETING HELD ON 22 JANUARY 2020

TABLE OF CONTENTS

ITEM NO.	SUBJECT	PAGE NO.
1.	DECLARATION OF OPENING AND ANNOUNCEMENT OF VISITORS.....	2
2.	ATTENDANCE	2
3.	PUBLIC QUESTION TIME.....	2
4.	DISCLOSURE OF INTERESTS	2
5.	CONFIRMATION OF MINUTES	2
5.1	Minutes of the Finance Committee Meeting held 21 November 2019	2
6.	REPORTS	3
6.1	FINANCIAL ACTIVITY STATEMENTS - YEAR TO DATE AS AT 30 NOVEMBER 2019	3
6.2	LIST OF PAYMENTS MADE - NOVEMBER 2019	31
6.3	BUDGET AMENDMENT REQUEST / REVIEW - CLIMATE ADAPTATION RESERVE	43
6.4	BUDGET AMENDMENT REQUEST / REVIEW - VASSE KALOORUP OVAL CARPARK DEVELOPMENT	47
6.5	BUDGET AMENDMENT REQUEST / REVIEW - PROJECT OVERSPENDS OFFSET BY ROAD ASSET RENEWAL RESERVE.....	51
6.6	BUDGET AMENDMENT REQUEST / REVIEW - OLD VASSE LIGHTHOUSE	55
6.7	BUDGET AMENDMENT REQUEST / REVIEW - REALLOCATION OF GLC POOL RELINING BUDGET	58
7.	GENERAL DISCUSSION ITEMS	61
8.	NEXT MEETING DATE	61
9.	CLOSURE	61

MINUTES

MINUTES OF FINANCE COMMITTEE HELD IN THE COMMITTEE ROOM, ADMINISTRATION BUILDING, SOUTHERN DRIVE, BUSSELTON, ON 22 JANUARY 2020 AT 10.00AM.

1. DECLARATION OF OPENING AND ANNOUNCEMENT OF VISITORS

The Presiding Member opened the meeting at 10.03am.

2. ATTENDANCE

Presiding Member:

Cr Paul Carter

Members:

Cr Grant Henley
Cr Sue Riccelli
Cr Jo Barrett-Lennard
Cr Phill Cronin

Officers:

Mr Mike Archer, Chief Executive Officer
Mr Tony Nottle, Director, Finance and Corporate Services
Mr Daniell Abrahamse, Acting Director, Engineering and Works Services
Mr Paul Sheridan, Manager, Financial Services
Mr Eden Shepherd, Manager Major Projects and Facilities
Ms Melissa Egan, Governance Officer

Apologies:

Nil

3. PUBLIC QUESTION TIME

Nil

4. DISCLOSURE OF INTERESTS

Nil

5. CONFIRMATION OF MINUTES

5.1 Minutes of the Finance Committee Meeting held 21 November 2019

COMMITTEE DECISION

F2001/001 Moved Councillor G Henley, seconded Councillor J Barrett-Lennard

That the Minutes of the Finance Committee Meeting held 21 November 2019 be confirmed as a true and correct record.

CARRIED 5/0

6. REPORTS

6.1 FINANCIAL ACTIVITY STATEMENTS - YEAR TO DATE AS AT 30 NOVEMBER 2019

STRATEGIC GOAL	6. LEADERSHIP Visionary, collaborative, accountable
STRATEGIC OBJECTIVE	6.1 Governance systems, process and practices are responsible, ethical and transparent.
SUBJECT INDEX	Budget Planning and Reporting
BUSINESS UNIT	Financial Services
REPORTING OFFICER	Manager Financial Services - Paul Sheridan
AUTHORISING OFFICER	Director Finance and Corporate Services - Tony Nottle
NATURE OF DECISION	Executive: substantial direction setting, including adopting strategies, plans and policies (excluding local planning policies), tenders, setting and amending budgets, funding, donations and sponsorships, reviewing committee recommendations
VOTING REQUIREMENT	Simple Majority
ATTACHMENTS	Attachment A Investment Report November 2019   Attachment B Financial Activity Statement YTD November 2019  

COMMITTEE RECOMMENDATION

F2001/002 Moved Councillor G Henley, seconded Councillor J Barrett-Lennard

That the Council receives the statutory financial activity statement reports for the period ending 30 November 2019, pursuant to Regulation 34(4) of the *Local Government (Financial Management) Regulations*.

CARRIED 5/0

EXECUTIVE SUMMARY

Pursuant to Section 6.4 of the *Local Government Act 1995* (the Act) and Regulation 34(4) of the *Local Government (Financial Management) Regulations 1996* (the Regulations), a local government is to prepare, on a monthly basis, a statement of financial activity that reports on the City's financial performance in relation to its adopted / amended budget.

This report has been compiled to fulfil the statutory reporting requirements of the Act and associated Regulations, whilst also providing the Council with an overview of the City's financial performance on a year to date basis for the period ending 30 November 2019.

BACKGROUND

The Regulations detail the form and manner in which financial activity statements are to be presented to the Council on a monthly basis, and are to include the following:

- Annual budget estimates
- Budget estimates to the end of the month in which the statement relates
- Actual amounts of revenue and expenditure to the end of the month in which the statement relates
- Material variances between budget estimates and actual revenue/expenditure (including an explanation of any material variances)
- The net current assets at the end of the month to which the statement relates (including an explanation of the composition of the net current position)

Additionally, and pursuant to Regulation 34(5) of the Regulations, a local government is required to adopt a material variance reporting threshold in each financial year. At its meeting on 31 July 2019, the Council adopted (C1907/131) the following material variance reporting threshold for the 2019/20 financial year:

“That pursuant to Regulation 34(5) of the *Local Government (Financial Management) Regulations*, the Council adopts a material variance reporting threshold with respect to financial activity statement reporting for the 2019/20 financial year as follows:

- Variances equal to or greater than 10% of the year to date budget amount as detailed in the Income Statement by Nature and Type/Statement of Financial Activity report, however variances due to timing differences and/or seasonal adjustments are to be reported on a quarterly basis; and
- Reporting of variances only applies for amounts greater than \$25,000.”

OFFICER COMMENT

In order to fulfil statutory reporting requirements and to provide the Council with a synopsis of the City’s overall financial performance on a year to date basis, the following financial reports are attached hereto:

Statement of Financial Activity

This report provides details of the City’s operating revenues and expenditures on a year to date basis, by nature and type (i.e. description). The report has been further extrapolated to include details of non-cash adjustments and capital revenues and expenditures, to identify the City’s net current position; which reconciles with that reflected in the associated Net Current Position report.

Net Current Position

This report provides details of the composition of the net current asset position on a full year basis, and reconciles with the net current position as per the Statement of Financial Activity.

Capital Acquisition Report

This report provides full year budget performance (by line item) in respect of the following capital expenditure activities:

- Land and Buildings
- Plant and Equipment
- Furniture and Equipment
- Infrastructure

Reserve Movements Report

This report provides summary details of transfers to and from reserve funds, and associated interest earnings’ on reserve funds, on a full year basis.

Additional reports and/or charts are also provided as required to further supplement the information comprised within the statutory financial reports.

Comments on Financial Activity to 30 November 2019

The Statement of Financial Activity for the year to date as at 30 November 2019 shows an overall Net Current Position of \$34.1M as opposed to the amended budget of \$21.1M. The following summarises the major variances in accordance with Council's adopted material variance reporting threshold that collectively make up the above difference:

Description	2019/20 Actual YTD	2019/20 Amended Budget YTD	2019/20 Amended Budget	2019/20 YTD Bud Variance	2019/20 YTD Bud Variance
	\$	\$	\$	%	\$
Revenue from Ordinary Activities					
1. Operating Grants, Subsidies and Contributions	2,261,197	1,462,264	4,926,958	54.64%	798,933
2. Interest Earnings	985,097	867,290	1,955,000	13.58%	117,807
Expenses from Ordinary Activities					
3. Materials & Contracts	(6,574,202)	(7,455,664)	(19,058,249)	11.82%	881,462
4. Utilities (Gas, Electricity, Water etc)	(972,991)	(1,115,946)	(2,774,257)	12.81%	142,955
5. Other Expenditure	(1,394,441)	(1,096,309)	(4,920,811)	(27.19%)	(298,132)
6. Allocations	670,692	908,766	2,161,452	26.20%	(238,074)
7. Non-Operating Grants, Subsidies and Contributions	1,948,119	2,829,823	23,804,690	(31.16%)	(881,704)
Capital Revenue & (Expenditure)					
8. Land & Buildings	(952,526)	(3,348,268)	(9,837,358)	71.55%	2,395,742
Plant & Equipment	(538,441)	(1,775,915)	(4,493,000)	69.68%	1,237,474
Furniture & Equipment	(66,522)	(451,690)	(1,113,069)	85.27%	385,168
Infrastructure	(4,646,410)	(11,761,583)	(36,934,273)	60.50%	7,115,173
9. Proceeds from Sale of Assets	255,155	483,050	3,476,580	(47.18%)	(227,895)
10. Self Supporting Loans - Repayment of Principal	(23,826)	26,176	76,055	(191.02%)	(50,002)
11. Transfer to Restricted Assets	(95,301)	(25,045)	(60,100)	(280.52%)	(70,256)
12. Transfer from Restricted Assets	538,401	0	6,319,121	100.00%	538,401
13. Transfer from Reserves	1,232,906	1,657,906	34,970,205	(25.63%)	(425,000)

Revenue from Ordinary Activities

Year to date (YTD) actual income from ordinary activities is \$1.713M more than expected when compared to the YTD amended budget, with the following items meeting the material variance reporting threshold:

- Operating Grants, Subsidies and Contributions are \$799K (net) better than amended budget. This variance is mainly due to the following:
 - Grants Commission (10152) (\$106K) – local roads grant, special grants for bridges. This variance arose as we did not receive the quarterly grants for the Kloorup and Boallia roads bridges. It should be noted that as this is a pass through to Main Roads, the related capital expenditure items have not occurred either, so it is a neutral position on cash basis. The Director of EWS advises that should work on these particular bridges actually go ahead, Main Roads may hold the grants directly themselves;

- Insurance Reimbursements (10200) \$76K – Insurance recoveries not yet allocated to correct section and contributions credit (1st and 2nd instalments), received earlier than expected;
 - Legal Fees Reimbursements (10500) (\$33K) – budget item included for a fine that was received in the 18/19 financial year. A budget amendment was processed to move a portion of the fine from retained earnings to a legal reserve, however a further budget amendment to remove this revenue item is being investigated;
 - Human Resources Reimbursements (10521) \$37K - \$18K due to conference & training reimbursements not budgeted for sufficiently and \$19K received in workers comp reimbursements with all receipts budgeted in June;
 - Recreation Grants (10540) \$25K – \$20K receipt doubled up in error, will be corrected for the December accounts;
 - Environmental Management Administration (10830) \$172K – grant received for the Revitalizing Geopraphe Waterways Phase 2 project earlier than forecast;
 - Preventative Services CLAG (10925) \$28K – part of the operating grant received from Department of Health earlier than budgeted;
 - Protective burning and firebreaks reserve (10931) \$166K. This variance relates to receiving 50% grant awarded to the City under the mitigation activity fund (Emergency Services Levy) and will be subject to a Council report requesting that the 2019/20 budget be amended to reflect this additional income. Details of the cost codes for this amendment are being finalised;
 - Bushfire risk management planning (10942) DFES \$101K. This variance relates to the payment of grant in full for the bushfire risk planning coordinator position within the City of Busselton. This represents a timing difference between budget allocations (over 12 months), and actual funds received;
 - Fire Prevention DFES (10940) \$49K – this is due to a combination of receiving the quarterly ESL grant a month earlier than forecast (\$90K over), and not receiving the prior period grant acquittal adjustment that was forecast in October (\$41K under);
 - Pre-Primary Building & Surrounds (B1503) \$30K – grant was budgeted to be received in June 2020, but was received in November 2019;
 - Regional Waste Management Administration (11301) (\$27K) – annual budget of \$63K spread over 12 months, but no contributions have actually been invoiced or received YTD;
 - Reimbursements Old Butter Factory (B1401 & B9610) \$193K – timing difference due to difficulties in predicting when LGIS would process the claims;
2. Interest earnings is \$118K better than amended budget. This variance is mainly due to the following:
- Late payment interest (NA1203) \$49K
 - Instalment plan interest (NA1204) \$53K
 - Interest on municipal funds (NA1760) \$46K
 - Interest on reserve funds (NA1761) \$58K
 - Interest on restricted funds (NA1762) \$28K

Expenses from Ordinary Activities

Expenditure from ordinary activities is \$1.11M less than expected when compared to the amended YTD budget, with the following items meeting the material variance reporting threshold:

3. Materials and Contracts better than amended budget YTD by \$881K

The main contributing items are listed below:

Cost Code	Cost Code Description / GL Activity	Variance YTD \$
<u>Finance and Corporate Services</u>		
10000	Members of Council	(28,819)
10200	Financial Services	(40,810)
10250	Information & Communication Technology Services	(379,779)
10500	Legal and Compliance Services	34,150
<u>Community and Commercial Services</u>		
10380	Busselton Library	41,733
10600	Busselton Jetty Tourist Park	83,752
11151	Airport Operations	28,611
<u>Planning and Development Services</u>		
10820	Strategic Planning	78,793
10830	Environmental Management Administration	100,898
10850	Implement Management Plans Other	37,499
10922	Preventative Services – Mosquitoes	(26,541)
<u>Engineering and Works Services</u>		
Various	Busselton Jetty Maintenance	276,694
12620	Rural-Tree Pruning	(98,692)
12621	Urban-Tree Pruning	(66,920)
Various	Bridge Maintenance	84,339
Various	Building Maintenance	85,604
Various	Other Infrastructure Maintenance	59,023
Various	Waste services	167,829
Various	Road Maintenance	(96,747)
Various	Reserve Maintenance	131,750

4. Utilities \$143K better than amended YTD budget:

This relates mainly to a total underspend YTD in the 140 electricity accounts of \$87K; \$48K in water and \$6K in telephones. Anecdotally this relates to timing differences of when the various invoices are received and processed, which, based on previous years, usually resolves itself closer to budget by year end. The accounts are monitored and reviewed with any major anomalies investigated.

5. Other Expenditure \$298K over amended YTD budget:

The main contributing items are listed below:

Cost Code	Cost Code Description / GL Activity	Variance YTD \$
<u>Finance and Corporate Services</u>		
10000	Members of Council	87,449
10151	Rates Administration	27,510
10700	Public Relations	26,229
<u>Community and Commercial Services</u>		
10530	Community Services Administration	(70,339)
10533	Welfare / Senior Citizens	43,397
10536	School Chaplaincy Programs	(40,490)
10547	Iron Man	(195,000)
12631	Peel Tce Building & Surrounds	(39,962)
B1354	John Edwards Pavilion	(95,455)

6. Allocations

In addition to administration based allocations which clear each month, this category also includes plant and overhead related allocations. Due to the nature of these line items, the activity reflects as a net offset against operating expenditure, in recognition of those expenses that are of a capital nature (and need to be recognised accordingly). It should be noted that performance in the category has no direct impact on the closing position.

Non-Operating Grants, Subsidies and Contributions

7. Non-Operating Grants, Subsidies and Contributions are less than budget by \$882K with the main items impacting on the above result being the timing of the receipt of funding which is also offset with less than anticipated capital expenditure at this time.

Cost Code	Cost Code Description	Variance YTD
<u>Finance and Corporate Services</u>		
10239	Contributions - Community Facilities	(307,644)
R0288/R0228	Contributions - Capital Activities - Locke Estate	48,000
<u>Community and Commercial Services</u>		
C6099	Airport Development - Project Grant	477,978
<u>Planning and Development Services</u>		
B9109	Hithergreen Building Renovations	(28,705)
<u>Engineering and Works Services</u>		
C1512	Port Geographe Boat Ramp Renewal Works	(68,750)
C3113	Busselton Tennis Club - Infrastructure	80,000
C3168	Busselton Foreshore Jetty Precinct	(128,425)
C3186	Lou Weston Oval - Courts	(195,000)
F0019	College Avenue	72,000
S0035	Strelly Street / Barlee Street Roundabout	37,803
S0051	Causeway Road / Rosemary Drive Roundabout	(133,335)
S0064	Peel Terrace (Stanley Pl/Cammilleri St Intersection Upgrade)	(83,335)
S0069	Peel Terrace (Brown Street Intersection Upgrades)	(41,665)
S0071	Ludlow-Hithergreen Road Safety Improvements	230,600

S0072	Kaloorup Road - Reconstruct and Seal Shoulders	100,000
T0019	Wonnerup South Road - Reconstruct and Widening (narrow seal)	(260,225)
T0085	Yoongarillup Road - Reconstruct Intersection at Vasse H/Way	(87,500)
T0086	Yoongarillup Road - Reconstruct & Widen (Western Section)	(615,875)

Capital Expenditure

8. As at 30 November 2019, there is a variance of 64.2% or \$11.1M in total capital expenditure with YTD actual at \$6.2M against the YTD amended budget of \$17.3M.

The attachments to this report include detailed listings of all capital expenditure (project) items, however the main areas of variance are summarised as follows:

Cost Code	Cost Code Description	Variance YTD
<u>Buildings</u>		2,400,303
B9600	Old Vasse Lighthouse (budget amendment pending)	43,745
B9516	Busselton Library Upgrade	135,375
B9109	Hithergreen Building Renovations	28,705
B9407	Busselton Senior Citizens	442,395
B9511	ArtGeo Building (budget amendment pending)	(27,703)
B9596	GLC Building Improvements	119,353
B9604	Womens Change Facility Bovell	(55,304)
B9605	Energy Efficiency Initiatives (Various Buildings)	43,988
B9610	Old Butter Factory	(100,241)
B9716 & B9717	Airport Terminals	1,678,335
B9808	Busselton Jetty Tourist Park Upgrade	66,128
<u>Plant & Equipment</u>		1,237,474
10115	Major Projects Administration	40,423
10250	Information & Communication Technology Services	35,000
10910	Building Services	35,000
11101	Engineering Services Administration	40,000
11150	Asset Management Administration	35,000
11151	Airport Operations	30,000
11156	Airport Development Operations (budget amendment pending)	(26,950)
11402	Plant Purchases (P10) (budget amendment pending)	645,000
11403	Plant Purchases (P11) (budget amendment pending)	182,369
11404	Plant Purchases (P12) (budget amendment pending)	190,000
<u>Furniture & Office Equipment</u>		385,168
10250	Information & Communication Technology Services	274,401
11156	Airport Development Operations	125,000
<u>Infrastructure By Class</u>		7,115,173
	Roads	2,328,696
	Bridges	62,000
	Car Parks	328,427
	Footpaths & Cycleways	247,781
	Parks, Gardens & Reserves	3,383,913
	Regional Airport & Industrial Park Infrastructure	746,037

Many of these items of under expenditure e.g. Main Roads construction works, also assists in explaining the above current YTD shortfall in Non-Operating Grants. In the main, many of these projects have yet to be commenced at this time of year and represent a timing difference.

Proceeds from Sale of Assets

9. There is a variance for the proceeds from sale of assets of -\$228K, due to timing in the changeover of vehicles.

Self Supporting Loans – Repayment of Principal

10. There is a variance of YTD \$26K vs a budget of \$24K. The accounting treatment in the system for the Tennis Club loan has not yet been actioned. This will be rectified in December.

Transfer to Restricted Assets

11. There is a variance for transfer to restricted assets of \$70K more than amended budget. The reason for this is as follows:
 - Transfer to deposits and bonds of \$44K as opposed to a budget of \$0. These funds do not have a budget allocation as they are not able to be reliably measured;
 - Interest earned on government grants of \$25K transferred to restricted cash, for which there was no budget allocated as it was expected that the grant would have been utilized by this stage.

Transfer from Restricted Assets

12. There is a variance for transfer from restricted assets of \$538K more than amended budget. The main reason for this is as follows:
 - Transfer from Roadwork Bonds of \$519K as opposed to a budget of \$0. These funds do not have a budget allocation as they are not able to be reliably measured;

Transfer from Reserves

13. There is a variance for transfer from reserves of \$425K less than amended budget. The reason for this is as follows:
 - Transfer from Jetty Maintenance Reserve of \$425K did not occur due to works not being undertaken on cost code C3497 (part of the Parks, Gardens & Reserves variance shown above), for the following reasons:
 - i. The previous expenditure figure was based on the 50 year plan.
 - ii. The 5 year structural review undertaken in 2019/2020 discovered that the Jetty was in better condition than forecast in the 50 year plan. Capital works planned for 2020 have been deferred to 2030.
 - iii. Requests for Tenders issued for maintenance works per the 5 year plan are to be awarded at the Council meeting on 29 January 2020.
 - iv. As a result budget figures have been revised for next the 5 financial years to reflect the 5 year plan.

Investment Report

Pursuant to the Council's Investment Policy, a report is to be provided to the Council on a monthly basis, detailing the investment portfolio in terms of performance and counterparty percentage exposure of total portfolio. The report is also to provide details of investment income earned against budget, whilst confirming compliance of the portfolio with legislative and policy limits.

As at 30 November 2019, the value of the City's invested funds totalled \$84.48M, steady from \$84.48M as at 31 October 2019.

During the month of November only one term deposit in the amount of \$2.0M matured. It was renewed for a further 91 days at 1.58%.

The balance of the 11am account (an intermediary account which offers immediate access to the funds compared to the term deposits and a higher rate of return compared to the cheque account) remained steady.

The balance of the Airport Development ANZ and WATC cash accounts remained steady, although an amount of \$1.5M was withdrawn from the WATC account and transferred to the ANZ Cash A/c.

The RBA announced no rate changes in November or December. Future movements are unknown at this time although further drops are possible in coming months.

Chief Executive Officer – Corporate Credit Card

Details of monthly (October to November) transactions made on the Chief Executive Officer's corporate credit card are provided below to ensure there is appropriate oversight and awareness of credit card transactions made.

Date	\$ Amount	Payee	Description
28-Oct-19	205.00	Dataco Pty Ltd	Civic Reception Beverages
08-Nov-19	7.17	City of Perth	Parliament Parking - Meeting
13-Nov-19	304.50	Caves House Hotel	Deposit - Councillor & SMG EOY Function
18-Nov-19	124.23	Airport Security Parking	Parking LGCOG Conference Hervey Bay*
25-Nov-19	232.88	Mantra Hervey Bay	Accommodation LGCOG Conference*
25-Nov-19	101.00	The Dock Hervey Bay	Meals LGCOG Conference Hervey Bay*
26-Nov-19	36.83	EG Fuelco	Fuel Hire Car LGCOG Conference*

**Funds debited against CEO Annual Professional Development Allowance as per employment Contract Agreement*

+ Allocated against CEO Hospitality Expenses Allowance

Statutory Environment

Section 6.4 of the Act and Regulation 34 of the Regulations detail the form and manner in which a local government is to prepare financial activity statements.

Relevant Plans and Policies

There are no relevant plans or policies to consider in relation to this matter.

Financial Implications

Any financial implications are detailed within the context of this report.

Stakeholder Consultation

No external stakeholder consultation was required or undertaken in relation to this matter.

Risk Assessment

An assessment of the potential implications of implementing the officer recommendation has been undertaken using the City's risk management framework, with risks assessed taking into account any controls already in place. No risks of a medium or greater level have been identified.

Options

The Statements of Financial Activity are presented in accordance with Section 6.4 of the Act and Regulation 34 of the Regulations and are to be received. Council may wish to make additional resolutions as a result of having received these reports.

CONCLUSION

As at 30 November 2019, the City's financial performance is considered satisfactory.

TIMELINE FOR IMPLEMENTATION OF OFFICER RECOMMENDATION

Not applicable.



CITY OF BUSSETON - INVESTMENT PERFORMANCE REPORT For the month of November 2019



11am Bank Account

As at 30 November 2019

INSTITUTION	RATE	AMOUNT
ANZ 11am At Call Deposit	0.70%	\$ 5,000,000

Term Deposits - Miscellaneous Funds

As at 30 November 2019

INSTITUTION	RATING	DAYS	MATURITY	RATE	AMOUNT
Bendigo	BBB	180	09-Dec-19	2.10%	\$ 1,000,000
NAB	AA	182	09-Dec-19	2.10%	\$ 2,000,000
Westpac	AA	183	17-Dec-19	2.35%	\$ 1,500,000
NAB	AA	150	03-Jan-20	1.63%	\$ 2,000,000
Westpac	AA	184	12-Jan-20	2.20%	\$ 4,000,000
NAB	AA	184	24-Jan-20	1.90%	\$ 3,000,000
NAB	AA	91	10-Feb-20	1.58%	\$ 2,000,000
NAB	AA	150	21-Feb-20	1.67%	\$ 2,000,000
Westpac	AA	184	22-Feb-20	1.85%	\$ 1,500,000
Bankwest	AA	181	24-Feb-20	1.65%	\$ 4,000,000
Bankwest	AA	182	09-Mar-20	1.60%	\$ 4,000,000
Bankwest	AA	181	23-Mar-20	1.55%	\$ 4,000,000
Westpac	AA	182	24-Mar-20	1.75%	\$ 3,000,000
NAB	AA	182	24-Mar-20	1.66%	\$ 2,000,000
NAB	AA	180	01-Apr-20	1.59%	\$ 4,000,000
NAB	AA	183	10-Apr-20	1.58%	\$ 3,000,000
ANZ	AA	183	15-Apr-20	1.54%	\$ 3,500,000
Westpac	AA	213	24-Apr-20	1.75%	\$ 4,000,000
ANZ	AA	213	24-Apr-20	1.62%	\$ 3,000,000
Bendigo	BBB	180	28-Apr-20	1.50%	\$ 3,000,000
Westpac	AA	274	06-May-20	2.10%	\$ 5,000,000
Westpac	AA	243	24-May-20	1.75%	\$ 4,000,000
ANZ	AA	243	24-May-20	1.62%	\$ 3,000,000
Westpac	AA	274	27-May-20	1.80%	\$ 2,000,000
NAB	AA	274	24-Jun-20	1.63%	\$ 4,000,000

Total of Term Deposits \$ 74,500,000

Weighted Average Annual Rate of Return 1.74%

Airport Redevelopment Funds

As at 30 November 2019

WA Treasury Corp. - Overnight Cash Deposit Facility	0.70%	\$ 3,478,734
WA Treasury Corp. - State Bonds	02-Sep-19	Matured

Total of Airport Redevelopment Funds - WATC \$ 3,478,734

Nil

Total of Airport Redevelopment Funds - Bank Term Deposits \$ -

ANZ Cash Account	AA	NA	NA	0.75%	\$ 1,502,785
------------------	----	----	----	-------	--------------

Total of Airport Redevelopment Funds - Other \$ 1,502,785

Total of Airport Redevelopment Funds \$ 4,981,519

Interest Received 2015/16 \$ 609,666

Interest Received 2016/17 \$ 1,158,623

Interest Received 2017/18 \$ 631,835

Interest Received 2018/19 \$ 121,836

Interest Received 2019/20 \$ 28,398

Interest Accrued but not yet Received \$ 2,174

Total Interest Airport Funds (Non-Reserve) at month's end \$ 2,552,532

Interest Transferred out and held in City Reserve Account 136 \$ 1,085,630

Interest Transferred out to Municipal Funds \$ 19,099

Interest Earned (incl. Accrued) on Funds Held in City Reserve A/c 136 \$ 61,886

(Note: Funds held with the WATC are in accordance with the Airport Redevelopment Funding Contract and the Foreshore Development Contract and are not held within the requirements of the City's Investment Policy 218)

SUMMARY OF ALL INVESTMENTS HELD

As at 1 year ago

As at 30 June 2019

As at 30 November 2019

11am Bank Account	\$ 8,100,000	\$ 11,500,000	\$ 5,000,000
Term Deposits - Misc. Funds	\$ 69,500,000	\$ 54,000,000	\$ 74,500,000
Foreshore Development Funds - WATC	\$ 38,398	\$ -	\$ -
Airport Redevelopment - WATC Deposits	\$ 4,851,467	\$ 4,950,336	\$ 3,478,734
Airport Redevelopment - Bank Term Deposit	\$ -	\$ -	\$ -
Airport Redevelopment - ANZ Cash A/c	\$ 487,785	\$ 2,785	\$ 1,502,785
Total of all Investments Held	\$ 82,957,650	\$ 70,453,122	\$ 84,481,519

TOTAL INTEREST RECEIVED AND ACCRUED \$ 719,046 \$ 1,724,414 \$ 518,377

INTEREST BUDGET \$ 493,235 \$ 1,182,760 \$ 530,540

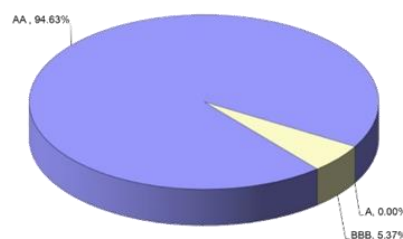
(Note: Interest figures relate to City general funds only and does not include interest allocated to specific areas such as the Airport Redevelopment)

Statement of Compliance with Council's Investment Policy 218

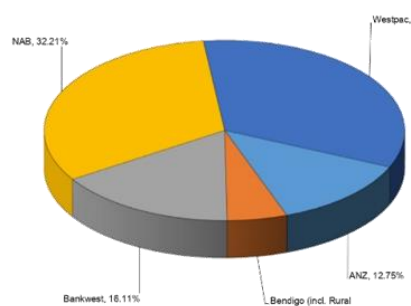
1. All funds are to be invested within legislative limits.	Fully Compliant
2. All individual funds held within the portfolio are not to exceed a set percentage of the total portfolio value.	Fully Compliant
3. The amount invested based upon the Fund's Rating is not to exceed the set percentages of the total portfolio.	Fully Compliant
4. The amount invested based upon the Investment Horizon is not to exceed the set percentages of the total portfolio.	Fully Compliant

Investment Graphs

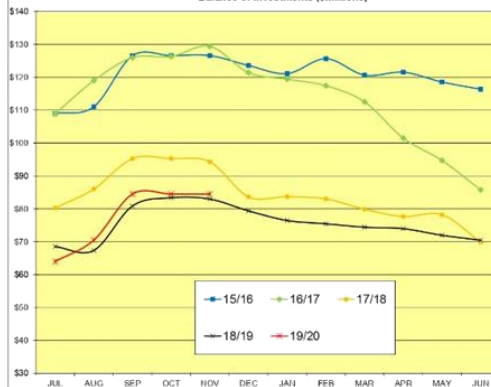
Summary of Term Deposits by S & P Rating
(Excludes WATC and 11am Cash Account Funds)



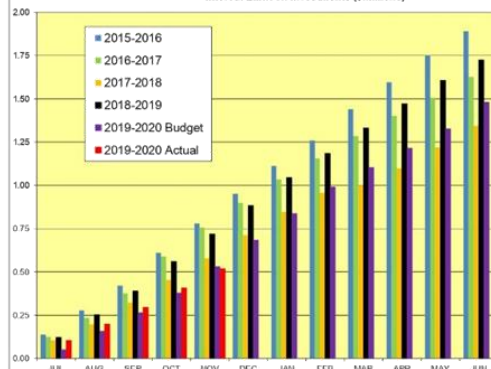
Summary of Term Deposits by Institution
(Excludes WATC and 11am Cash Account Funds)



Balance of Investments (\$millions)



Interest Earned on Investments (\$millions)



City of BusseltonStatement of Financial ActivityYear To Date As At 30 November 2019

	2019/2020 Actual YTD	2019/2020 Amended Budget YTD	2019/2020 Original Budget YTD	2019/2020 Amended Budget	2019/2020 Original Budget	2019/20 YTD Bud (A) Variance
	\$	\$	\$	\$	\$	%
Revenue from Ordinary Activities						
Rates	51,821,658	51,312,073	51,312,073	51,617,412	51,617,412	0.99%
Operating Grants, Subsidies and Contributions	2,261,197	1,462,264	1,462,264	4,926,958	4,926,958	54.64%
Fees & Charges	10,512,708	10,204,302	10,357,637	16,292,090	16,292,090	3.02%
Other Revenue	209,467	231,111	231,111	551,510	551,510	-9.37%
Interest Earnings	985,097	867,290	867,290	1,955,000	1,955,000	13.58%
	65,790,127	64,077,040	64,230,375	75,342,970	75,342,970	2.67%
Expenses from Ordinary Activities						
Employee Costs	(13,614,337)	(14,218,369)	(14,218,369)	(33,303,930)	(33,303,930)	4.25%
Materials & Contracts	(6,574,202)	(7,455,664)	(7,067,964)	(19,058,249)	(18,226,504)	11.82%
Utilities (Gas, Electricity, Water etc)	(972,991)	(1,115,946)	(1,115,946)	(2,774,257)	(2,774,257)	12.81%
Depreciation on non current assets	(9,567,706)	(9,630,150)	(9,630,150)	(22,870,222)	(22,870,222)	0.65%
Insurance Expenses	(730,708)	(684,775)	(684,775)	(733,960)	(733,960)	-6.71%
Other Expenditure	(1,394,441)	(1,096,309)	(1,096,309)	(4,920,811)	(4,920,811)	-27.19%
Allocations	670,692	908,766	908,766	2,161,452	2,161,452	26.20%
	(32,183,692)	(33,292,447)	(32,904,747)	(81,499,977)	(80,668,232)	3.33%
Borrowings Cost Expense						
Interest Expenses	(401,977)	(401,979)	(401,979)	(1,273,688)	(1,273,688)	0.00%
	(401,977)	(401,979)	(401,979)	(1,273,688)	(1,273,688)	0.00%
Non-Operating Grants, Subsidies and Contributions	1,948,119	2,829,823	2,815,845	23,804,690	32,042,712	-31.16%
Profit on Asset Disposals	16,476	45,243	45,243	78,050	78,050	-63.58%
Loss on Asset Disposals	(51,489)	(31,806)	(31,806)	(161,135)	(161,135)	-61.89%
	1,913,106	2,843,260	2,829,282	23,721,605	31,959,627	-32.71%
Net Result	35,117,564	33,225,874	33,752,931	16,290,910	25,360,677	5.69%
Adjustments for Non-cash Revenue & Expenditure						
Depreciation	9,567,706	9,630,150	9,630,150	22,870,222	22,870,222	
Donated Assets	0	0	0	(8,224,000)	(8,224,000)	
(Profit)/Loss on Sale of Assets	34,876	(13,437)	(13,437)	83,085	83,085	
Allocations & Other Adjustments	269,661	0	0	0	0	
Deferred Pensioner Movements (Non-current)	17,471	0	0	0	0	
Recording of Employee Benefit Provisions (NC)	0	0	0	0	0	
Deposit & Bonds Movements (cash backed NC)	(494,469)	0	0	0	0	
Capital Revenue & (Expenditure)						
Land & Buildings	(952,526)	(3,348,268)	(7,015,135)	(9,837,358)	(18,097,358)	71.55%
Plant & Equipment	(538,441)	(1,775,915)	(1,775,915)	(4,493,000)	(4,493,000)	69.68%
Furniture & Equipment	(66,522)	(451,690)	(459,742)	(1,113,069)	(1,129,169)	85.27%
Infrastructure	(4,646,410)	(11,761,583)	(11,747,605)	(36,934,273)	(36,851,773)	60.50%
Proceeds from Sale of Assets	255,155	483,050	483,050	3,476,580	3,476,580	-47.18%
Proceeds from New Loans	0	0	0	150,000	150,000	0.00%
Self Supporting Loans - Repayment of Principal	(23,826)	26,176	26,176	76,055	76,055	-191.02%
Total Loan Repayments - Principal	(1,036,213)	(1,086,217)	(1,086,217)	(3,297,412)	(3,297,412)	4.60%
Repayment Capital Lease	0	0	(189,824)	0	(759,300)	0.00%
Advances to Community Groups	0	0	0	(150,000)	(150,000)	0.00%
Transfer to Restricted Assets	(95,301)	(25,045)	(25,045)	(60,100)	(60,100)	-280.52%
Transfer from Restricted Assets	538,401	0	0	6,319,121	6,315,599	0.00%
Transfer to Reserves	(6,803,814)	(7,220,587)	(7,220,587)	(21,878,042)	(21,878,042)	5.77%
Transfer from Reserves	1,232,906	1,657,906	1,657,906	34,970,205	34,856,860	-25.63%
Opening Funds Surplus/ (Deficit)	1,751,076	1,751,076	1,751,076	1,751,076	1,751,076	
Net Current Position - Surplus / (Deficit)	34,127,294	21,091,490	17,767,782	0	0	

City of BusseltonNet Current PositionYear To Date As At 30 November 2019

	2019/20 Actual YTD	2019/20 Amended Budget	2019/20 Original Budget	2018/19 Actual
	\$	\$	\$	\$
<u>NET CURRENT ASSETS</u>				
<u>CURRENT ASSETS</u>				
Cash - Unrestricted	17,091,076	646,604	646,604	3,204,485
Cash - Restricted	72,163,825	47,716,649	47,833,516	67,067,833
Sundry Debtors	1,209,860	1,800,000	1,800,000	1,809,547
Rates Outstanding - General	19,082,018	1,280,000	1,280,000	1,284,090
Stock on Hand	16,543	24,981	24,981	24,980
	<u>109,563,322</u>	<u>51,468,234</u>	<u>51,585,101</u>	<u>73,390,935</u>
<u>LESS: CURRENT LIABILITIES</u>				
Bank Overdraft	0	0	0	0
Sundry Creditors	3,272,204	3,751,585	3,751,585	4,572,026
Performance Bonds	2,449,041	2,943,510	2,943,510	2,943,510
	<u>5,721,245</u>	<u>6,695,095</u>	<u>6,695,095</u>	<u>7,515,536</u>
Current Position (inclusive of Restricted Funds)	103,842,078	44,773,139	44,890,006	65,875,399
Add: Cash Backed Liabilities (Deposits & Bonds)	2,449,041	2,943,510	2,943,510	2,943,510
Less: Cash - Restricted Funds	(72,163,825)	(47,716,649)	(47,833,516)	(67,067,833)
NET CURRENT ASSET POSITION	<u><u>34,127,294</u></u>	<u><u>0</u></u>	<u><u>0</u></u>	<u><u>1,751,076</u></u>

City of BussettonCapital Acquisition ReportProperty, Plant & Equipment, InfrastructureFor the Period Ended 30 November 2019

Description	2019/20 Actual	2019/20 Amended Budget YTD	2019/20 Original Budget YTD	2019/20 Amended Budget	2019/20 Original Budget	2019/20 Budget YTD Variance
	\$	\$	\$	\$	\$	%
>> Property, Plant & Equipment						
Land						
10370 Bussetton Cemetery	4,562	0	0	100,000	100,000	0.00%
10610 Property Services Administration	0	0	0	100,000	100,000	0.00%
	4,562	0	0	200,000	200,000	0.00%
Buildings						
Major Projects						
Major Project - Bussetton Foreshore						
B9570 Foreshore East-Youth Precinct Community Youth Building/SLSC	0	2,500	2,500	10,000	10,000	-100.00%
B9584 Jetty Depot - Maintenance Compound	19,870	0	0	0	0	0.00%
B9600 Old Vasse Lighthouse	25,755	69,500	69,500	120,000	120,000	-62.94%
	45,625	72,000	72,000	130,000	130,000	-36.63%
Major Project - Library Expansion						
B9516 Bussetton Library Upgrade	0	135,375	135,375	361,000	361,000	-100.00%
	0	135,375	135,375	361,000	361,000	-100.00%
Major Project - Administration Building						
B9010 Civic and Administration Centre Minor Upgrades	36,679	17,666	17,666	53,000	53,000	107.62%
	36,679	17,666	17,666	53,000	53,000	107.62%
Buildings (Other)						
B9109 Hithergreen Building Renovations	0	28,705	28,705	68,890	68,890	-100.00%
B9300 Aged Housing Capital Improvements - Winderlup	17,613	20,000	20,000	80,000	80,000	-11.94%
B9301 Aged Housing Capital Improvements - Harris Road	0	20,000	20,000	60,000	60,000	-100.00%
B9302 Aged Housing Capital Improvements - Winderlup Court (City)	5,070	0	0	151,000	151,000	0.00%
B9407 Bussetton Senior Citizens	42,375	484,770	484,770	1,163,450	1,163,450	-91.26%
B9511 ArtGeo Building	41,413	13,710	13,710	32,900	32,900	202.06%
B9517 GLC - Pool Relining	0	20,835	20,835	50,000	50,000	-100.00%
B9534 Community Resource Centre	3,727	5,156	5,156	5,160	5,160	-27.71%
B9556 NCC Upgrade	64	24,999	24,999	50,000	50,000	-99.74%
B9588 Old Court House Building Upgrade	37,722	31,250	31,250	75,000	75,000	20.71%
B9591 Performing Arts Convention Centre	22,470	0	0	500,000	500,000	0.00%
B9596 GLC Building Improvements	58,105	177,458	177,458	525,900	525,900	-67.26%
B9604 Womens Change Facility Bovell	90,174	34,870	34,870	83,685	83,685	158.60%
B9605 Energy Efficiency Initiatives (Various Buildings)	38,253	82,241	82,241	177,378	177,378	-53.49%
B9606 King Street Toilets	0	0	0	200,000	200,000	0.00%
B9607 General Buildings Asset Renewal Allocation (Various Building)	34,996	33,334	33,334	100,000	100,000	4.99%
B9608 Demolition Allocation (Various Buildings)	4,500	8,334	8,334	25,000	25,000	-46.00%
B9609 GLC Stadium Expansion	0	7,500	7,500	30,000	30,000	-100.00%
B9610 Old Butter Factory	371,236	270,995	270,995	650,385	650,385	36.99%
B9716 Airport Terminal Stage 2	71,468	191,468	5,208,335	191,468	12,500,000	-62.67%
B9717 Airport Construction, Existing Terminal Upgrade	0	1,558,335	208,335	4,548,532	500,000	-100.00%
B9719 Bussetton Works Depot - Toilets and Sewer	0	16,666	16,666	50,000	50,000	-100.00%
B9808 Bussetton Jetty Tourist Park Upgrade	26,473	92,601	92,601	274,610	274,610	-71.41%
	865,661	3,123,227	6,790,094	9,093,358	17,353,358	-72.28%
Total Buildings	947,965	3,348,268	7,015,135	9,637,358	17,897,358	-71.69%
Plant & Equipment						
10000 Members of Council	0	0	0	40,000	40,000	0.00%
10001 Office of the CEO	61,283	65,000	65,000	65,000	65,000	-5.72%
10115 Major Projects Administration	39,577	80,000	80,000	80,000	80,000	-50.53%
10200 Financial Services	38,427	40,000	40,000	40,000	40,000	-3.93%
10250 Information & Communication Technology Services	0	35,000	35,000	35,000	35,000	-100.00%
10510 Governance Support Services	0	0	0	40,000	40,000	0.00%
10521 Human Resources & Payroll	0	0	0	35,000	35,000	0.00%
10530 Community Services Administration	6,975	0	0	0	0	0.00%
10591 Geographie Leisure Centre	0	0	0	35,000	35,000	0.00%
10600 Bussetton Jetty Tourist Park	0	16,000	16,000	16,000	16,000	-100.00%
10800 Planning Directorate Support	0	0	0	40,000	40,000	0.00%
10910 Building Services	0	35,000	35,000	70,000	70,000	-100.00%
10950 Animal Control	25,149	50,000	50,000	50,000	50,000	-49.70%
10980 Other Law, Order & Public Safety	75,448	55,000	55,000	55,000	55,000	37.18%
11101 Engineering Services Administration	0	40,000	40,000	40,000	40,000	-100.00%
11107 Engineering Services Design	0	0	0	9,000	9,000	0.00%
11150 Asset Management Administration	0	35,000	35,000	35,000	35,000	-100.00%
11151 Airport Operations	0	30,000	30,000	30,000	30,000	-100.00%

City of Busseton

Capital Acquisition Report

Property, Plant & Equipment, Infrastructure

For the Period Ended 30 November 2019

Description	2019/20 Actual	2019/20 Amended Budget YTD	2019/20 Original Budget YTD	2019/20 Amended Budget	2019/20 Original Budget	2019/20 Budget YTD Variance
11156 Airport Development Operations	26,950	0	0	0	0	0.00%
11401 Transport - Workshop	0	12,915	12,915	31,000	31,000	-100.00%
11402 Plant Purchases (P10)	0	645,000	645,000	2,295,000	2,295,000	-100.00%
11403 Plant Purchases (P11)	264,631	447,000	447,000	632,000	632,000	-40.80%
11404 Plant Purchases (P12)	0	190,000	190,000	595,000	595,000	-100.00%
11406 Plant Purchases (P14)	0	0	0	40,000	40,000	0.00%
11407 P&E - P&G Smart Technologies	0	0	0	150,000	150,000	0.00%
11500 Operations Services Administration	0	0	0	35,000	35,000	0.00%
	538,441	1,775,915	1,775,915	4,493,000	4,493,000	-69.68%
Furniture & Office Equipment						
10250 Information & Communication Technology Services	8,444	282,845	282,845	678,842	678,842	-97.01%
10530 Community Services Administration	0	12,000	12,000	12,000	12,000	-100.00%
10590 Naturaliste Community Centre	7,292	6,010	6,010	19,227	19,227	21.33%
10591 Geographe Leisure Centre	5,000	13,750	13,750	33,000	33,000	-63.64%
10616 Winderup Villas Aged Housing	0	0	4,251	0	8,500	0.00%
10617 Harris Road Aged Housing	0	0	3,801	0	7,600	0.00%
10625 Art Geo Administration	22,000	10,000	10,000	10,000	10,000	120.00%
10900 Cultural Planning	23,786	0	0	55,000	55,000	0.00%
11156 Airport Development Operations	0	125,000	125,000	300,000	300,000	-100.00%
B1361 YCAB (Youth Precinct Foreshore)	0	2,085	2,085	5,000	5,000	-100.00%
	66,522	451,690	459,742	1,113,069	1,129,169	-85.27%
Sub-Total Property, Plant & Equipment	1,557,489	5,575,873	9,250,792	15,443,427	23,719,527	-72.07%
>> Infrastructure						
Major Project - Busseton Foreshore						
C0053 Car Parking - Rear of Hotel Site 1	1,370	187,500	187,500	500,000	500,000	-99.27%
C0054 Barnard East Car Parking	0	16,495	16,495	79,180	79,180	-100.00%
C3094 Busseton Foreshore - Stage 3	72,175	98,780	98,780	237,082	237,082	-26.93%
C3112 Busseton Foreshore - Exercise Equipment	0	51,415	51,415	123,400	123,400	-100.00%
C3113 Busseton Tennis Club - Infrastructure	335,853	836,914	836,914	868,604	868,604	-59.87%
C3168 Busseton Foreshore Jetty Precinct	122,707	75,740	75,740	181,774	181,774	62.01%
C3182 Relocation of Veteran Car Club	101,601	105,071	105,071	109,640	109,640	-3.30%
C3189 Fencing Poosum Park Barnard East	163	11,250	11,250	30,000	30,000	-98.55%
C3206 Landscaping - Old Busseton Tennis Club Site	175	187,500	187,500	500,000	500,000	-99.91%
C3207 Barnard East Underground Power	0	34,635	34,635	166,250	166,250	-100.00%
C3208 Barnard East Landscaping	3,540	50,000	50,000	240,000	240,000	-92.92%
F0089 Barnard East Footpaths	0	19,008	19,008	91,240	91,240	-100.00%
	637,584	1,674,308	1,674,308	3,127,170	3,127,170	-61.92%
Major Project - Administration Building						
C0043 Administration Building Carpark	0	25,000	25,000	100,000	100,000	-100.00%
	0	25,000	25,000	100,000	100,000	-100.00%
Major Project - Lou Weston Oval						
C3186 Lou Weston Oval - Courts	87,652	470,850	470,850	1,883,400	1,883,400	-81.38%
	87,652	470,850	470,850	1,883,400	1,883,400	-81.38%
Footpaths Construction						
F0019 College Avenue	114,002	150,000	150,000	360,000	360,000	-24.00%
F0051 Chester Way Dunsborough - New Footpath	56,762	41,665	41,665	100,000	100,000	36.23%
F0066 Busseton Highway Footpath Sections	177,160	147,100	147,100	353,047	353,047	20.43%
F0080 Margaret St DUP Renewal	661	33,335	33,335	80,000	80,000	-98.02%
F0081 Windlemere Drive Dunsborough - New Path	193	61,250	61,250	147,000	147,000	-99.68%
F0082 King Street - New Path	0	75,000	75,000	180,000	180,000	-100.00%
F0083 Bell Drive - New Path Completing Missing Sections	38,957	21,670	21,670	52,000	52,000	79.77%
F0084 Thompson Way - New Path	193	15,420	15,420	37,000	37,000	-98.75%
F0085 Paterson Drive - New Footpath & Foot Bridge	193	31,965	31,965	76,720	76,720	-99.40%
F0086 Holgate Road Path - Renewal as per AMP	0	6,400	6,400	15,360	15,360	-100.00%
F0087 Sanctuary Grove Path - Renewal as per AMP	0	16,665	16,665	40,000	40,000	-100.00%
F0088 Ella Gladstone Drive Path - Renewal as per AMP	198	5,720	5,720	13,720	13,720	-96.54%
F0090 DAIP - Disability Access	19,145	20,835	20,835	50,000	50,000	-8.11%
F0091 Criterion Track Bovell Oval	17,768	7,405	7,405	17,768	17,768	139.95%
	425,232	634,430	634,430	1,522,615	1,522,615	-32.97%
Drainage Construction - Street						
D0009 Busseton LIA - Geocatch Drain Partnership WSUD Improvements	480	0	0	30,000	30,000	0.00%
D0017 Chain Avenue - Drainage Works	35,059	0	0	0	0	0.00%
D0020 Glenmeier Ramble Drainage Upgrade	0	21,125	21,125	50,700	50,700	-100.00%

City of BusseltonCapital Acquisition ReportProperty, Plant & Equipment, InfrastructureFor the Period Ended 30 November 2019

Description	2019/20 Actual	2019/20 Amended Budget YTD	2019/20 Original Budget YTD	2019/20 Amended Budget	2019/20 Original Budget	2019/20 Budget YTD Variance
D0021 Chugg Road Drainage Upgrade	630	41,670	41,670	100,000	100,000	-98.49%
D0022 West Street Drainage Improvements	12,507	5,230	5,230	12,551	12,551	139.14%
	48,676	68,025	68,025	193,251	193,251	-28.44%
Car Parking Construction						
C0013 Yallingup Beach Car Park	74,788	27,695	27,695	66,472	66,472	170.04%
C0044 Meelup Coastal Nodes - Carpark upgrade	64,886	0	0	138,270	138,270	0.00%
C0050 Forth Street Groyne Carpark - Formalise and Seal	0	22,750	22,750	54,600	54,600	-100.00%
C0051 Vasse Oval Gravel Car Parking - Dawson (Eastern Side)	219	83,335	83,335	200,000	200,000	-99.74%
C0052 Vasse Kaloorup Oval Carpark Development	1,420	108,335	108,335	260,000	260,000	-98.69%
	141,313	242,115	242,115	719,342	719,342	-41.63%
Bridges Construction						
A0014 Bussell Highway - 0241	0	62,000	62,000	744,000	744,000	-100.00%
A0022 Yallingup Beach Road Bridge - 3347	0	0	0	700,000	700,000	0.00%
A0023 Kaloorup Road Bridge - 3381	0	0	0	138,000	138,000	0.00%
A0024 Boallia Road Bridge - 4854	0	0	0	138,000	138,000	0.00%
	0	62,000	62,000	1,720,000	1,720,000	-100.00%
Cycleways Construction						
F1005 End of Trip Facilities for Cyclists	1,260	14,585	14,585	35,000	35,000	-91.36%
F1021 Wayfinding for Cyclists	0	6,250	6,250	15,000	15,000	-100.00%
	1,260	20,835	20,835	50,000	50,000	-93.95%
Townscape Construction						
C1001 Queen Street Upgrade - Duchess to Kent Street	0	120,000	120,000	120,000	120,000	-100.00%
C1024 Dunsborough Road Access Improvements Stage 1	9,343	80,510	80,510	193,221	193,221	-88.40%
C1026 Townscape Works Dunsborough	4,226	217,920	217,920	523,000	523,000	-98.06%
	13,569	418,430	418,430	836,221	836,221	-96.76%
Boat Ramps Construction						
C1502 Old Dunsborough Boat Ramp Finger Jetty	1,800	10,000	10,000	10,000	10,000	-82.00%
C1503 Quindalus Sea Rescue Boat Ramp	0	10,000	10,000	10,000	10,000	-100.00%
C1504 Abbey Boat Ramp Upgrade	0	10,000	10,000	10,000	10,000	-100.00%
C1512 Port Geographe Boat Ramp Renewal Works	452,260	196,170	196,170	470,810	470,810	130.55%
	454,060	226,170	226,170	500,810	500,810	100.76%
Depot Construction						
C2006 Depot Washdown Facility Upgrades	0	34,375	34,375	82,500	82,500	-100.00%
	0	34,375	34,375	82,500	82,500	-100.00%
Beach Restoration						
C2504 Groyne Construction	0	9,480	9,480	22,754	22,754	-100.00%
C2512 Sand Re-Nourishment	202,378	139,265	139,265	259,240	259,240	45.32%
C2520 Coastal Protection Works	12,754	22,915	22,915	55,000	55,000	-44.34%
C2523 Broadwater Beach Coastal Protection Stage 1 of 4	72,105	43,065	43,065	403,355	403,355	67.43%
C2524 Wonnerup Coastal Defence (Groyne)	3,321	0	0	0	0	0.00%
C2525 Wonnerup Groynes 3, 5, & 6	143,696	56,665	56,665	136,000	136,000	153.59%
C2526 Baudin/ Wonnerup Groynes	9,660	120,175	120,175	288,419	288,419	-91.96%
C2527 Storm Damage Renewal of Infrastructure	0	4,870	4,870	11,692	11,692	-100.00%
C2528 Craig Street Groyne and Sea Wall	167,724	35,085	35,085	84,209	84,209	378.05%
	611,637	431,520	431,520	1,260,669	1,260,669	41.74%
Parks, Gardens & Reserves						
C3007 Park Furniture Replacement - Replace aged & unsafe Equip	4,846	12,500	12,500	30,000	30,000	-61.23%
C3017 Bovell Park - Upgrade Lighting	59,927	30,040	30,040	72,100	72,100	99.49%
C3024 Dunsborough Oval - Lighting Upgrade	43,102	22,915	22,915	55,000	55,000	88.09%
C3046 Dunsborough - BMX / Skatebowl	0	0	0	5,000	5,000	0.00%
C3048 BBQ Placement and Replacement	128	7,500	7,500	15,000	15,000	-98.29%
C3066 West Swim Jetty	0	20,000	20,000	20,000	20,000	-100.00%
C3096 Yallingup Park - Upgrades	0	14,000	14,000	14,000	14,000	-100.00%
C3103 Youth Skate Park	0	15,000	15,000	15,000	15,000	-100.00%
C3116 Dawson Park (McIntyre St Pos)	0	0	0	110,000	110,000	0.00%
C3122 Rails to Trails - Continuation of Implementation Plan	125,601	57,780	57,780	544,757	544,757	117.38%
C3136 Vasse Oval Kaloorup - Grassing of Existing Oval	279	120,000	120,000	120,000	120,000	-99.77%
C3145 Churchill Park	24,972	34,765	34,765	533,439	533,439	-28.17%
C3146 Dunsborough Town Centre/ Foreshore	0	15,000	15,000	15,000	15,000	-100.00%

City of BusseltonCapital Acquisition ReportProperty, Plant & Equipment, InfrastructureFor the Period Ended 30 November 2019

Description	2019/20 Actual	2019/20 Amended Budget YTD	2019/20 Original Budget YTD	2019/20 Amended Budget	2019/20 Original Budget	2019/20 Budget YTD Variance
C3158 Port Geographe - Casurina Replacements on Layman Road	17,664	7,360	7,360	17,664	17,664	140.00%
C3159 Port Geographe - Burgee Cove (Western Side of Bridge)	27,656	17,285	17,285	24,000	24,000	60.00%
C3160 Port Geographe - Reticulated POS at Layman Road	15,842	14,575	14,575	17,500	17,500	8.70%
C3163 Port Geographe - Outstanding Minor Repairs	14,999	6,250	6,250	15,000	15,000	139.99%
C3166 Vasse River Foreshore - Bridge to Bridge	24,691	45,585	45,585	109,399	109,399	-45.83%
C3176 Geographe Bay Road (Earnshaw) Coastal Fencing Renewal	0	0	0	10,000	10,000	0.00%
C3177 Shade Sail Program Dawson Park/ Cloisters	262	50,000	50,000	50,000	50,000	-99.48%
C3187 Port Geographe Reticulation Upgrades	136	27,845	27,845	66,823	66,823	-99.51%
C3192 Foreshore Renewal HighStreet to CareyStreet	0	26,000	26,000	26,000	26,000	-100.00%
C3193 Cricket Wicket Renewal	8,337	5,415	5,415	13,000	13,000	53.96%
C3194 Meelup Regional Park - Capital Projects	0	0	0	163,000	163,000	0.00%
C3195 Centennial Park (West of Banks Ave) - Lighting Renewal	0	4,165	4,165	10,000	10,000	-100.00%
C3196 Centennial Park (West of Banks Ave) - Renewal of Beach Shower	0	4,165	4,165	10,000	10,000	-100.00%
C3197 Riverbank POS - Renewal of Riverbank Platform	8,780	0	0	10,000	10,000	0.00%
C3198 Vasse SAR Area General Improvements to the Area	9,406	0	0	25,000	25,000	0.00%
C3199 Vasse SAR Area Installation of Shade Sails	0	25,000	25,000	25,000	25,000	-100.00%
C3200 Provenge SAR Area General Improvements to the Area	0	0	0	75,000	75,000	0.00%
C3201 Port Geographe - Stage 3 Reticulation Upgrade	24,775	62,500	62,500	150,000	150,000	-60.36%
C3202 Port Geographe Street Light Replacement	0	0	0	50,000	50,000	0.00%
C3203 Port Geographe General Improvements/ Foreshore	0	0	0	30,000	30,000	0.00%
C3204 Port Geographe Eastern Side of Footbridge Landscaping Upgrad	0	0	0	20,000	20,000	0.00%
C3205 Port Geographe Native Planting area in front Sensations cafe	128	0	0	15,000	15,000	0.00%
C3209 Busselton Town Centre CBD	0	15,000	15,000	15,000	15,000	-100.00%
C3210 McBride Park - POS Upgrade	0	0	0	32,538	32,538	0.00%
C3211 Tulloh St (Geographe Bay Road) - POS Upgrade	0	0	0	90,332	90,332	0.00%
C3212 Siesta Park -Beach Access - POS Upgrade	0	0	0	13,056	13,056	0.00%
C3213 Calavrita Road - POS Upgrade	0	0	0	100,000	100,000	0.00%
C3214 Kingsford Road - POS Upgrade	0	0	0	150,653	150,653	0.00%
C3215 Monash Way - POS Upgrade	0	0	0	167,174	167,174	0.00%
C3216 Wagon Road - POS Upgrade	0	0	0	167,174	167,174	0.00%
C3217 Limestone Quarry - POS Upgrade	0	0	0	167,174	167,174	0.00%
C3218 Dolphin Road - POS Upgrade	0	0	0	91,000	91,000	0.00%
C3219 Kingfish/ Costello - POS Upgrade	0	0	0	91,000	91,000	0.00%
C3220 Quindalup Old Tennis Courts Site - POS Upgrade	0	0	0	149,587	149,587	0.00%
C3221 Cape Naturalise - POS Upgrade	0	0	0	167,392	167,392	0.00%
C3222 King St Reserve Park - POS Upgrade	0	0	0	147,348	147,348	0.00%
C3497 Busselton Jetty - Capital Expenditure	70,052	425,000	425,000	1,700,000	1,700,000	-83.52%
	481,583	1,085,645	1,085,645	5,731,110	5,731,110	-55.64%
Airport Construction						
C6025 Installation of Bird Netting	0	0	0	185,240	185,240	0.00%
	0	0	0	185,240	185,240	0.00%
Cemetery Capital Works						
C1604 Pioneer Cemetery Infrastructure Upgrades	6,502	21,010	21,010	50,425	50,425	-69.05%
C1605 Busselton Cemetery Infrastructure Upgrades	950	40,000	40,000	40,000	40,000	-97.63%
C1608 Dunsborough Cemetery - Car Park & Internal Upgrades	0	74,000	74,000	74,000	74,000	-100.00%
C1609 Pioneer Cemetery - Implement Conservation Plan	13,500	0	0	20,000	20,000	0.00%
C1610 Dunsborough Cemetery	0	20,000	20,000	20,000	20,000	-100.00%
	20,952	155,010	155,010	204,425	204,425	-86.48%
Beach Front Infrastructure Works						
C1758 Beach Access Stairs - Bay View Crescent	0	8,295	8,295	19,910	19,910	-100.00%
C1760 King Street Reserve - Park Upgrade (Coastal Node)	0	29,790	29,790	71,499	71,499	-100.00%
C1761 Geographe Bay Road (Seagrott Road) Beach Access Renewal	0	6,250	6,250	25,000	25,000	-100.00%
	0	44,335	44,335	116,409	116,409	-100.00%
Aged Housing - Infrastructure Works						
C3451 Aged Housing Infrastructure (Upgrade)	0	12,000	12,000	12,000	12,000	-100.00%
	0	12,000	12,000	12,000	12,000	-100.00%
Sanitation Infrastructure						
C3479 Vidler Road Waste Site Capital Improvements	22,725	161,865	161,865	388,480	388,480	-85.96%
C3481 Transfer Station Development	8,874	189,380	189,380	454,510	454,510	-95.31%
C3485 Site Rehabilitation - Busselton	2,405	416,670	416,670	1,000,000	1,000,000	-99.42%
C3487 Site Rehabilitation - Dunsborough	0	625,000	625,000	1,500,000	1,500,000	-100.00%
	34,005	1,392,915	1,392,915	3,342,990	3,342,990	-97.56%
Airport Development						
C6087 Airport Construction Stage 2, Landside Civils & Services Inf	8,850	0	0	0	0	0.00%
C6091 Airport Construction Stage 2, Noise Management Plan	0	362,315	362,315	869,550	869,550	-100.00%

City of BusseltonCapital Acquisition ReportProperty, Plant & Equipment, InfrastructureFor the Period Ended 30 November 2019

Description	2019/20 Actual	2019/20 Amended Budget YTD	2019/20 Original Budget YTD	2019/20 Amended Budget	2019/20 Original Budget	2019/20 Budget YTD Variance
C6092 Airport Construction Stage 2, Airfield	6,200	0	0	0	0	0.00%
C6099 Airport Development - Project Expenses	95,263	494,035	494,035	1,187,110	1,187,110	-80.72%
	110,313	856,350	856,350	2,056,660	2,056,660	-87.12%
Main Roads						
S0035 Strelley Street / Barlee Street Roundabout	141,128	6,775	6,775	16,259	16,259	1983.07%
S0051 Causeway Road / Rosemary Drive Roundabout	1,465	586,115	586,115	1,406,680	1,406,680	-99.75%
S0064 Peel Terrace (Stanley Pl/Cammilleri St Intersection Upgrade)	492	177,465	177,465	425,912	425,912	-99.72%
S0068 Georgiana Molloy Bus Bay Facilities	10,848	0	0	0	0	0.00%
S0069 Peel Terrace (Brown Street Intersection Upgrades)	205	102,435	102,435	245,849	245,849	-99.80%
S0070 Peel & Queen Street Roundabout Service Relocation	0	312,500	312,500	750,000	750,000	-100.00%
S0071 Ludlow-Hithergreen Road Safety Improvements	282,827	48,042	48,042	576,500	576,500	488.71%
S0072 Kalooup Road - Reconstruct and Seal Shoulders	1,260	70,000	70,000	420,000	420,000	-98.20%
S0317 Naturaliste Terrace Asphalt Overlay	45,291	0	0	0	0	0.00%
S0321 Yoongarillup Road - Second Coat Seal	0	21,250	21,250	51,000	51,000	-100.00%
S0322 Wonnerup East Road - Prune re-Shoulder an Reseal	1,379	53,755	53,755	129,000	129,000	-97.43%
S0323 Piggot Road - Second Coat Seal	0	5,425	5,425	13,000	13,000	-100.00%
S0324 Georgetown Street - Reconstruct & Kerbs	0	27,920	27,920	67,000	67,000	-100.00%
S0325 Hansen Road - Asphalt Overlay & Kerbing	2,895	27,510	27,510	66,000	66,000	-89.48%
S0326 Pries Road - Gravel Resheet	4,949	5,525	5,525	13,250	13,250	-10.43%
S0327 Florence Road - Gravel Resheet	0	5,330	5,330	12,783	12,783	-100.00%
	492,739	1,450,047	1,450,047	4,193,233	4,193,233	-66.02%
Roads to Recovery						
T0019 Wonnerup South Road - Reconstruct and Widening (narrow seal)	1,400	260,225	260,225	624,535	624,535	-99.46%
T0085 Yoongarillup Road - Reconstruct Intersection at Vasse H/Way	4,858	87,500	87,500	210,000	210,000	-94.45%
T0086 Yoongarillup Road - Reconstruct & Widen (Western Section)	7,928	615,880	615,880	1,478,100	1,478,100	-98.71%
	14,186	963,605	963,605	2,312,635	2,312,635	-98.53%
Black Spot						
V0002 Eastern Link - Busselton Traffic Study	145,272	0	0	2,500,000	2,500,000	0.00%
V0003 Roundabout to Eastern Link Bridge	0	0	0	300,000	300,000	0.00%
V0004 Eastern Link Shared Path & Environmental Offsets	770	0	0	200,000	200,000	0.00%
V0005 Eastern Link Ford Road Environmental Approvals	51,863	0	0	150,000	150,000	0.00%
	197,904	0	0	3,150,000	3,150,000	0.00%
Council Roads Initiative						
W0003 Franklin Road - Gravel Resheet	19,087	14,585	14,585	35,000	35,000	30.87%
W0015 Gale Road - Reconstruction (50% Council)	4,110	12,500	12,500	30,000	30,000	-67.12%
W0055 Lindberg Road	29,983	7,765	7,765	18,641	18,641	286.13%
W0067 Ford Road Reconstruct and Asphalt Overlay	1,268	120,835	120,835	290,000	290,000	-98.95%
W0084 Vasse Yallingup Siding Road	18,190	22,318	8,340	33,991	20,013	-18.50%
W0091 Carburup South Road - Gravel Resheet	12,604	7,835	7,835	18,800	18,800	60.87%
W0094 Fairway Drive - Intersection Works	19,762	112,500	112,500	270,000	270,000	-82.43%
W0114 Wonnerup South Road - Reconstruct and Widening (narrow seal)	11,489	293,940	293,940	705,465	705,465	-96.09%
W0126 Gulberti Road - Gravel Resheet	148	25,000	25,000	60,000	60,000	-99.41%
W0176 Signage (Alternate CBD Entry)	0	6,665	6,665	16,000	16,000	-100.00%
W0195 Yallingup Beach Road	43,039	0	0	0	0	0.00%
W0216 Fredrick Street Partial Reconstruction	1,140	16,665	16,665	40,000	40,000	-93.16%
W0224 Jones Way Asphalt Overlay	92,430	30,910	30,910	74,182	74,182	199.03%
W0227 William Drive - Asphalt Overlay, Kerb & Drainage	50,390	71,660	71,660	171,992	171,992	-29.68%
W0230 Short Street - Asphalt Overlay & Kerb	18,194	27,920	27,920	67,000	67,000	-34.84%
W0231 Carey Street - Asphalt Overlay & Kerb	931	72,920	72,920	175,000	175,000	-98.72%
W0232 Stanley Street - Asphalt Overlay, Kerbing & Parking	0	61,255	61,255	147,000	147,000	-100.00%
W0233 Centurion Way - Asphalt Overlay & Kerbing	90,307	54,170	54,170	130,000	130,000	66.71%
W0234 King Street - Reconstruction, Drainage & Asphalt Overlay	11,044	215,835	215,835	518,000	518,000	-94.88%
W0235 Eagle Place - Asphalt Overlay & Kerbing	22,914	13,335	13,335	32,000	32,000	71.84%
W0236 Achurch Place - Asphalt Overlay & Kerbing	55,647	37,510	37,510	90,000	90,000	48.35%
W0237 Hovea Crescent - Asphalt Overlay, Kerb & Intersection Works	247,755	90,000	90,000	216,000	216,000	175.28%
W0238 Sutton Way - Asphalt Overlay & Kerb	54,627	29,580	29,580	71,000	71,000	84.68%
W0239 Silverglen Avenue - Asphalt Overlay, Kerb & Drainage	24,352	16,660	16,660	40,000	40,000	46.17%
W0240 Metricup Yelverton Road - Gravel Resheet	0	23,750	23,750	57,000	57,000	-100.00%
W0241 Hemsley Road - Gravel Resheet	16,804	17,505	17,505	42,000	42,000	-4.00%
W0242 Doyle Road - Gravel Resheet	26,821	9,165	9,165	22,000	22,000	192.65%
W0243 Alfred Road - Gravel Resheet	588	20,835	20,835	50,000	50,000	-97.18%
W0244 Koorabin Drive - Reconstruction & Intersection	120	60,000	60,000	144,000	144,000	-99.80%
W0245 Wilson Avenue Quindalup	0	0	0	68,522	0	0.00%
	873,745	1,493,618	1,479,640	3,633,593	3,551,093	-41.50%
Sub-Total Infrastructure	4,646,410	11,761,583	11,747,605	36,934,273	36,851,773	-60.50%
Grand Total - Capital Acquisitions	6,203,899	17,337,456	20,998,397	52,377,700	60,571,300	

City of BusseltonReserves Movement ReportYear To Date As At 30 November 2019

	2019/2020 Actual YTD	2019/2020 Amended Budget YTD	2019/2020 Original Budget YTD	2019/2020 Amended Budget	2019/2020 Original Budget	2018/2019 Actual
	\$	\$	\$	\$	\$	\$
100 Airport Infrastructure Renewal Reserve						
Accumulated Reserves at Start of Year	1,821,552.89	1,821,552.89	1,821,552.89	1,821,552.89	1,821,552.89	1,325,501.46
Interest transfer to Reserves	13,410.55	16,895.00	16,895.00	40,548.00	40,548.00	41,231.55
Transfer from Muni	0.00	0.00	0.00	0.00	0.00	536,450.00
Transfer to Muni	0.00	0.00	0.00	(156,250.00)	(156,250.00)	(81,630.12)
	<u>1,834,963.44</u>	<u>1,838,447.89</u>	<u>1,838,447.89</u>	<u>1,705,850.89</u>	<u>1,705,850.89</u>	<u>1,821,552.89</u>
136 Airport Marketing and Incentive Reserve						
Accumulated Reserves at Start of Year	3,396,150.77	3,396,150.77	3,396,150.77	3,396,150.77	3,396,150.77	1,583,014.10
Interest transfer to Reserves	26,193.92	31,505.00	31,505.00	75,612.00	75,612.00	77,306.67
Transfer from Muni	161,750.00	161,750.00	161,750.00	526,416.00	526,416.00	1,735,830.00
Transfer to Muni	0.00	0.00	0.00	(1,360,230.00)	(1,360,230.00)	0.00
	<u>3,584,094.69</u>	<u>3,589,405.77</u>	<u>3,589,405.77</u>	<u>2,637,948.77</u>	<u>2,637,948.77</u>	<u>3,396,150.77</u>
143 Airport Noise Mitigation Reserve						
Accumulated Reserves at Start of Year	890,709.89	890,709.89	890,709.89	890,709.89	890,709.89	0.00
Interest transfer to Reserves	6,553.68	8,265.00	8,265.00	19,836.00	19,836.00	21,159.89
Transfer from Muni	0.00	0.00	0.00	0.00	0.00	869,550.00
Transfer to Muni	0.00	0.00	0.00	(869,550.00)	(869,550.00)	0.00
	<u>897,263.57</u>	<u>898,974.89</u>	<u>898,974.89</u>	<u>40,995.89</u>	<u>40,995.89</u>	<u>890,709.89</u>
147 Airport Development Reserve						
Interest transfer to Reserves	298.65	0.00	0.00	0.00	0.00	0.00
Transfer from Muni	69,120.00	69,120.00	69,120.00	165,882.00	165,882.00	0.00
Transfer to Muni	0.00	0.00	0.00	(165,882.00)	(165,882.00)	0.00
	<u>69,418.65</u>	<u>69,120.00</u>	<u>69,120.00</u>	<u>0.00</u>	<u>0.00</u>	<u>0.00</u>
148 Airport Existing Terminal Building Reserve						
Accumulated Reserves at Start of Year	39,882.21	39,882.21	39,882.21	39,882.21	39,882.21	0.00
Interest transfer to Reserves	293.44	370.00	370.00	888.00	888.00	882.21
Transfer from Muni	0.00	0.00	0.00	0.00	0.00	39,000.00
	<u>40,175.65</u>	<u>40,252.21</u>	<u>40,252.21</u>	<u>40,770.21</u>	<u>40,770.21</u>	<u>39,882.21</u>
106 Building Asset Renewal Reserve						
Accumulated Reserves at Start of Year	1,725,055.66	1,725,055.66	1,725,055.66	1,725,055.66	1,725,055.66	1,193,933.21
Interest transfer to Reserves	13,654.16	16,000.00	16,000.00	38,400.00	38,400.00	29,072.58
Transfer from Muni	302,980.00	302,980.00	302,980.00	727,148.00	727,148.00	894,362.38
Transfer to Muni	0.00	0.00	0.00	(751,536.00)	(751,536.00)	(392,312.51)
	<u>2,041,689.82</u>	<u>2,044,035.66</u>	<u>2,044,035.66</u>	<u>1,739,067.66</u>	<u>1,739,067.66</u>	<u>1,725,055.66</u>
404 Barnard Park Sports Pavilion Building Reserve						
Accumulated Reserves at Start of Year	10,666.20	10,666.20	10,666.20	10,666.20	10,666.20	0.00
Interest transfer to Reserves	135.93	100.00	100.00	240.00	240.00	166.20
Transfer from Muni	12,595.00	12,595.00	12,595.00	30,226.00	30,226.00	10,500.00
	<u>23,397.13</u>	<u>23,361.20</u>	<u>23,361.20</u>	<u>41,132.20</u>	<u>41,132.20</u>	<u>10,666.20</u>

City of BusseltonReserves Movement ReportYear To Date As At 30 November 2019

	2019/2020 Actual YTD	2019/2020 Amended Budget YTD	2019/2020 Original Budget YTD	2019/2020 Amended Budget	2019/2020 Original Budget	2018/2019 Actual
	\$	\$	\$	\$	\$	\$
405 Railway House Building Reserve						
Accumulated Reserves at Start of Year	16,761.18	16,761.18	16,761.18	16,761.18	16,761.18	0.00
Interest transfer to Reserves	163.44	155.00	155.00	372.00	372.00	261.18
Transfer from Muni	8,180.00	8,180.00	8,180.00	19,635.00	19,635.00	16,500.00
	<u>25,104.62</u>	<u>25,096.18</u>	<u>25,096.18</u>	<u>36,768.18</u>	<u>36,768.18</u>	<u>16,761.18</u>
406 Youth and Community Activities Building Reserve						
Accumulated Reserves at Start of Year	45,712.30	45,712.30	45,712.30	45,712.30	45,712.30	0.00
Interest transfer to Reserves	426.49	425.00	425.00	1,020.00	1,020.00	712.30
Transfer from Muni	17,850.00	17,850.00	17,850.00	42,840.00	42,840.00	45,000.00
Transfer to Muni	0.00	0.00	0.00	(10,000.00)	(10,000.00)	0.00
	<u>63,988.79</u>	<u>63,987.30</u>	<u>63,987.30</u>	<u>79,572.30</u>	<u>79,572.30</u>	<u>45,712.30</u>
407 Busselton Library Building Reserve						
Accumulated Reserves at Start of Year	85,071.29	85,071.29	85,071.29	85,071.29	85,071.29	0.00
Interest transfer to Reserves	748.43	790.00	790.00	1,896.00	1,896.00	1,440.29
Transfer from Muni	19,040.00	19,040.00	19,040.00	45,696.00	45,696.00	83,631.00
Transfer to Muni	0.00	0.00	0.00	(111,000.00)	(111,000.00)	0.00
	<u>104,859.72</u>	<u>104,901.29</u>	<u>104,901.29</u>	<u>21,663.29</u>	<u>21,663.29</u>	<u>85,071.29</u>
131 Busselton Community Resource Centre Reserve						
Accumulated Reserves at Start of Year	190,875.82	190,875.82	190,875.82	190,875.82	190,875.82	156,653.93
Interest transfer to Reserves	1,541.20	1,770.00	1,770.00	4,248.00	4,248.00	4,352.89
Transfer from Muni	21,599.00	21,599.00	21,599.00	86,394.00	86,394.00	29,869.00
Transfer to Muni	0.00	0.00	0.00	(5,160.00)	(5,160.00)	0.00
	<u>214,016.02</u>	<u>214,244.82</u>	<u>214,244.82</u>	<u>276,357.82</u>	<u>276,357.82</u>	<u>190,875.82</u>
408 Busselton Jetty Tourist Park Reserve						
Accumulated Reserves at Start of Year	159,725.80	159,725.80	159,725.80	159,725.80	159,725.80	0.00
Interest transfer to Reserves	1,490.02	1,480.00	1,480.00	3,552.00	3,552.00	3,454.93
Transfer from Muni	107,795.00	107,795.00	107,795.00	258,708.00	258,708.00	218,272.00
Transfer to Muni	0.00	0.00	0.00	(287,610.00)	(287,610.00)	(62,001.13)
	<u>269,010.82</u>	<u>269,000.80</u>	<u>269,000.80</u>	<u>134,375.80</u>	<u>134,375.80</u>	<u>159,725.80</u>
409 Geopraphe Leisure Centre Building Reserve						
Accumulated Reserves at Start of Year	381,186.42	381,186.42	381,186.42	381,186.42	381,186.42	0.00
Interest transfer to Reserves	3,403.42	3,535.00	3,535.00	8,484.00	8,484.00	7,716.49
Transfer from Muni	108,550.00	108,550.00	108,550.00	260,521.00	260,521.00	476,928.00
Transfer to Muni	0.00	0.00	0.00	(555,900.00)	(555,900.00)	(103,458.07)
	<u>493,139.84</u>	<u>493,271.42</u>	<u>493,271.42</u>	<u>94,291.42</u>	<u>94,291.42</u>	<u>381,186.42</u>
331 Joint Venture Aged Housing Reserve						
Accumulated Reserves at Start of Year	1,085,870.41	1,085,870.41	1,085,870.41	1,085,870.41	1,085,870.41	997,854.77
Interest transfer to Reserves	7,869.86	10,075.00	10,075.00	24,180.00	24,180.00	27,824.81
Transfer from Muni	53,640.00	53,640.00	53,640.00	128,741.00	128,741.00	182,877.12
Transfer to Muni	0.00	0.00	0.00	(152,000.00)	(152,000.00)	(122,686.29)
	<u>1,147,380.27</u>	<u>1,149,585.41</u>	<u>1,149,585.41</u>	<u>1,086,791.41</u>	<u>1,086,791.41</u>	<u>1,085,870.41</u>
403 Winderup Aged Housing Resident Funded Reserve						
Accumulated Reserves at Start of Year	212,501.16	212,501.16	212,501.16	212,501.16	212,501.16	186,717.69
Interest transfer to Reserves	1,636.35	1,970.00	1,970.00	4,728.00	4,728.00	4,702.72
Transfer from Muni	0.00	0.00	0.00	0.00	0.00	63,103.70
Transfer to Muni	0.00	0.00	0.00	(126,000.00)	(126,000.00)	(42,022.95)
	<u>214,137.51</u>	<u>214,471.16</u>	<u>214,471.16</u>	<u>91,229.16</u>	<u>91,229.16</u>	<u>212,501.16</u>

City of BusseltonReserves Movement ReportYear To Date As At 30 November 2019

	2019/2020 Actual YTD	2019/2020 Amended Budget YTD	2019/2020 Original Budget YTD	2019/2020 Amended Budget	2019/2020 Original Budget	2018/2019 Actual
	\$	\$	\$	\$	\$	\$
410 Naturaliste Community Centre Building Reserve						
Accumulated Reserves at Start of Year	63,745.73	63,745.73	63,745.73	63,745.73	63,745.73	0.00
Interest transfer to Reserves	616.27	590.00	590.00	1,416.00	1,416.00	2,078.93
Transfer from Muni	24,880.00	24,880.00	24,880.00	59,708.00	59,708.00	159,147.00
Transfer to Muni	0.00	0.00	0.00	(12,000.00)	(12,000.00)	(97,480.20)
	<u>89,242.00</u>	<u>89,215.73</u>	<u>89,215.73</u>	<u>112,869.73</u>	<u>112,869.73</u>	<u>63,745.73</u>
411 Civic and Administration Building Reserve						
Accumulated Reserves at Start of Year	187,928.40	187,928.40	187,928.40	187,928.40	187,928.40	0.00
Interest transfer to Reserves	1,943.94	1,745.00	1,745.00	4,188.00	4,188.00	2,928.40
Transfer from Muni	117,500.00	117,500.00	117,500.00	282,000.00	282,000.00	185,000.00
Transfer to Muni	0.00	0.00	0.00	(105,920.00)	(105,920.00)	0.00
	<u>307,372.34</u>	<u>307,173.40</u>	<u>307,173.40</u>	<u>368,196.40</u>	<u>368,196.40</u>	<u>187,928.40</u>
412 Vasse Sports Pavilion Building Reserve						
Interest transfer to Reserves	0.98	0.00	0.00	0.00	0.00	0.00
Transfer from Muni	225.00	225.00	225.00	536.00	536.00	0.00
	<u>225.98</u>	<u>225.00</u>	<u>225.00</u>	<u>536.00</u>	<u>536.00</u>	<u>0.00</u>
110 Jetty Maintenance Reserve						
Accumulated Reserves at Start of Year	4,806,278.94	4,806,278.94	4,806,278.94	4,806,278.94	4,806,278.94	4,193,450.51
Interest transfer to Reserves	37,036.58	44,585.00	44,585.00	107,004.00	107,004.00	108,240.24
Transfer from Muni	80,550.00	80,550.00	80,550.00	1,286,516.00	1,286,516.00	1,249,044.00
Transfer to Muni	0.00	(425,000.00)	(425,000.00)	(2,982,095.00)	(2,982,095.00)	(744,455.81)
	<u>4,923,865.52</u>	<u>4,506,413.94</u>	<u>4,506,413.94</u>	<u>3,217,703.94</u>	<u>3,217,703.94</u>	<u>4,806,278.94</u>
150 Jetty Self Insurance Reserve						
Accumulated Reserves at Start of Year	365,698.37	365,698.37	365,698.37	365,698.37	365,698.37	0.00
Interest transfer to Reserves	2,902.85	3,390.00	3,390.00	8,136.00	8,136.00	5,698.37
Transfer from Muni	25,000.00	25,000.00	25,000.00	60,000.00	60,000.00	360,000.00
	<u>393,601.22</u>	<u>394,088.37</u>	<u>394,088.37</u>	<u>433,834.37</u>	<u>433,834.37</u>	<u>365,698.37</u>
222 Asset Depreciation Reserve						
Accumulated Reserves at Start of Year	0.00	0.00	0.00	0.00	0.00	563,412.18
Interest transfer to Reserves	0.00	0.00	0.00	0.00	0.00	14,029.57
Transfer to Muni	0.00	0.00	0.00	0.00	0.00	(577,441.75)
	<u>0.00</u>	<u>0.00</u>	<u>0.00</u>	<u>0.00</u>	<u>0.00</u>	<u>0.00</u>
223 Road Asset Renewal Reserve						
Accumulated Reserves at Start of Year	1,119,116.75	1,119,116.75	1,119,116.75	1,119,116.75	1,119,116.75	1,299,765.50
Interest transfer to Reserves	13,072.87	10,380.00	10,380.00	24,912.00	24,912.00	49,255.16
Transfer from Muni	1,440,885.00	1,440,885.00	1,440,885.00	3,458,128.00	3,458,128.00	2,550,956.00
Transfer to Muni	0.00	0.00	0.00	(4,218,474.00)	(4,161,474.00)	(2,780,859.91)
	<u>2,573,074.62</u>	<u>2,570,381.75</u>	<u>2,570,381.75</u>	<u>383,682.75</u>	<u>440,682.75</u>	<u>1,119,116.75</u>
224 Footpath/ Cycle Ways Reserve						
Accumulated Reserves at Start of Year	3,670.90	3,670.90	3,670.90	3,670.90	3,670.90	0.00
Interest transfer to Reserves	1,425.94	35.00	35.00	84.00	84.00	3,670.90
Transfer from Muni	493,585.00	493,585.00	493,585.00	1,184,602.00	1,184,602.00	231,906.00
Transfer to Muni	0.00	0.00	0.00	(1,147,590.00)	(1,147,590.00)	(231,906.00)
	<u>498,681.84</u>	<u>497,290.90</u>	<u>497,290.90</u>	<u>40,766.90</u>	<u>40,766.90</u>	<u>3,670.90</u>

City of BusseltonReserves Movement ReportYear To Date As At 30 November 2019

	2019/2020 Actual YTD	2019/2020 Amended Budget YTD	2019/2020 Original Budget YTD	2019/2020 Amended Budget	2019/2020 Original Budget	2018/2019 Actual
	\$	\$	\$	\$	\$	\$
226 Other infrastructure (Drainage, Signage, Etc.) Reserve						
Interest transfer to Reserves	624.75	0.00	0.00	0.00	0.00	0.00
Transfer from Muni	144,585.00	144,585.00	144,585.00	347,000.00	347,000.00	0.00
Transfer to Muni	0.00	0.00	0.00	(316,950.00)	(316,950.00)	0.00
	<u>145,209.75</u>	<u>144,585.00</u>	<u>144,585.00</u>	<u>30,050.00</u>	<u>30,050.00</u>	<u>0.00</u>
225 Parks, Gardens and Reserves Reserve						
Interest transfer to Reserves	2,185.69	0.00	0.00	0.00	0.00	0.00
Transfer from Muni	505,835.00	505,835.00	505,835.00	1,214,001.00	1,214,001.00	0.00
Transfer to Muni	0.00	0.00	0.00	(1,134,000.00)	(1,134,000.00)	0.00
	<u>508,020.69</u>	<u>505,835.00</u>	<u>505,835.00</u>	<u>80,001.00</u>	<u>80,001.00</u>	<u>0.00</u>
151 Furniture and Equipment Reserve						
Transfer from Muni	0.00	0.00	0.00	364,900.00	364,900.00	0.00
Transfer to Muni	0.00	0.00	0.00	(364,900.00)	(364,900.00)	0.00
	<u>0.00</u>	<u>0.00</u>	<u>0.00</u>	<u>0.00</u>	<u>0.00</u>	<u>0.00</u>
115 Plant Replacement Reserve						
Accumulated Reserves at Start of Year	1,205,526.70	1,205,526.70	1,205,526.70	1,205,526.70	1,205,526.70	2,185,395.64
Interest transfer to Reserves	6,485.09	11,185.00	11,185.00	26,844.00	26,844.00	61,462.25
Transfer from Muni	375,305.00	375,305.00	375,305.00	900,737.00	900,737.00	1,115,712.71
Transfer to Muni	0.00	0.00	0.00	(1,418,950.00)	(1,418,950.00)	(2,157,043.90)
	<u>1,587,316.79</u>	<u>1,592,016.70</u>	<u>1,592,016.70</u>	<u>714,157.70</u>	<u>714,157.70</u>	<u>1,205,526.70</u>
137 Major Traffic Improvements Reserve						
Accumulated Reserves at Start of Year	1,495,577.97	1,495,577.97	1,495,577.97	1,495,577.97	1,495,577.97	432,138.26
Interest transfer to Reserves	12,714.19	13,875.00	13,875.00	33,300.00	33,300.00	30,752.10
Transfer from Muni	470,295.00	470,295.00	470,295.00	1,128,705.00	1,128,705.00	1,211,110.00
Transfer to Muni	0.00	0.00	0.00	(2,400,000.00)	(2,400,000.00)	(178,422.39)
	<u>1,978,587.16</u>	<u>1,979,747.97</u>	<u>1,979,747.97</u>	<u>257,582.97</u>	<u>257,582.97</u>	<u>1,495,577.97</u>
132 CBD Enhancement Reserve						
Accumulated Reserves at Start of Year	171,316.34	171,316.34	171,316.34	171,316.34	171,316.34	122,490.23
Interest transfer to Reserves	2,279.26	1,590.00	1,590.00	3,816.00	3,816.00	3,706.11
Transfer from Muni	224,245.00	224,245.00	224,245.00	560,188.00	560,188.00	45,120.00
Transfer to Muni	0.00	0.00	0.00	(643,000.00)	(643,000.00)	0.00
	<u>397,840.60</u>	<u>397,151.34</u>	<u>397,151.34</u>	<u>92,320.34</u>	<u>92,320.34</u>	<u>171,316.34</u>
127 New Infrastructure Development Reserve						
Accumulated Reserves at Start of Year	1,803,171.42	1,803,171.42	1,803,171.42	1,803,171.42	1,803,171.42	1,834,714.76
Interest transfer to Reserves	12,279.98	16,725.00	16,725.00	40,140.00	40,140.00	51,101.03
Transfer from Muni	82,392.60	80,260.00	80,260.00	192,627.00	192,627.00	410,941.00
Transfer to Muni	0.00	0.00	0.00	(1,259,942.00)	(1,259,942.00)	(493,585.37)
	<u>1,897,844.00</u>	<u>1,900,156.42</u>	<u>1,900,156.42</u>	<u>775,996.42</u>	<u>775,996.42</u>	<u>1,803,171.42</u>
141 Commonage Precinct Infrastructure Road Reserve						
Accumulated Reserves at Start of Year	231,223.87	231,223.87	231,223.87	231,223.87	231,223.87	225,574.67
Interest transfer to Reserves	1,701.30	2,145.00	2,145.00	5,148.00	5,148.00	5,649.20
	<u>232,925.17</u>	<u>233,368.87</u>	<u>233,368.87</u>	<u>236,371.87</u>	<u>236,371.87</u>	<u>231,223.87</u>

City of BusseltonReserves Movement ReportYear To Date As At 30 November 2019

	2019/2020 Actual YTD	2019/2020 Amended Budget YTD	2019/2020 Original Budget YTD	2019/2020 Amended Budget	2019/2020 Original Budget	2018/2019 Actual
	\$	\$	\$	\$	\$	\$
114 City Car Parking and Access Reserve						
Accumulated Reserves at Start of Year	1,281,336.70	1,281,336.70	1,281,336.70	1,281,336.70	1,281,336.70	875,925.14
Interest transfer to Reserves	9,930.53	11,885.00	11,885.00	28,524.00	28,524.00	30,250.23
Transfer from Muni	210,495.00	210,495.00	210,495.00	505,188.00	505,188.00	538,024.00
Transfer to Muni	0.00	0.00	0.00	(427,549.00)	(427,549.00)	(162,862.67)
	<u>1,501,762.23</u>	<u>1,503,716.70</u>	<u>1,503,716.70</u>	<u>1,387,499.70</u>	<u>1,387,499.70</u>	<u>1,281,336.70</u>
107 Corporate IT Systems Reserve						
Accumulated Reserves at Start of Year	80,398.99	80,398.99	80,398.99	80,398.99	80,398.99	78,625.03
Interest transfer to Reserves	591.55	745.00	745.00	1,788.00	1,788.00	1,773.96
	<u>80,990.54</u>	<u>81,143.99</u>	<u>81,143.99</u>	<u>82,186.99</u>	<u>82,186.99</u>	<u>80,398.99</u>
133 Election, Valuation and Corporate Expenses Reserve						
Accumulated Reserves at Start of Year	499,905.97	499,905.97	499,905.97	499,905.97	499,905.97	149,557.64
Interest transfer to Reserves	4,018.71	4,635.00	4,635.00	11,124.00	11,124.00	8,399.33
Transfer from Muni	62,500.00	62,500.00	62,500.00	150,000.00	150,000.00	350,949.00
Transfer to Muni	0.00	0.00	0.00	(150,000.00)	(150,000.00)	(9,000.00)
	<u>566,424.68</u>	<u>567,040.97</u>	<u>567,040.97</u>	<u>511,029.97</u>	<u>511,029.97</u>	<u>499,905.97</u>
111 Legal Expenses Reserve						
Accumulated Reserves at Start of Year	577,255.71	577,255.71	577,255.71	577,255.71	577,255.71	557,904.00
Interest transfer to Reserves	4,050.35	5,355.00	5,355.00	12,852.00	12,852.00	15,035.07
Transfer from Muni	0.00	0.00	0.00	0.00	0.00	61,364.00
Transfer to Muni	0.00	0.00	0.00	0.00	0.00	(57,047.36)
	<u>581,306.06</u>	<u>582,610.71</u>	<u>582,610.71</u>	<u>590,107.71</u>	<u>590,107.71</u>	<u>577,255.71</u>
135 Performing Arts and Convention Centre Reserve						
Transfer from Muni	0.00	0.00	0.00	2,705,530.00	2,705,530.00	0.00
	<u>0.00</u>	<u>0.00</u>	<u>0.00</u>	<u>2,705,530.00</u>	<u>2,705,530.00</u>	<u>0.00</u>
202 Long Service Leave Reserve						
Accumulated Reserves at Start of Year	3,096,583.00	3,096,583.00	3,096,583.00	3,096,583.00	3,096,583.00	3,111,698.09
Interest transfer to Reserves	22,066.55	28,725.00	28,725.00	68,940.00	68,940.00	93,949.05
Transfer from Muni	104,165.00	104,165.00	104,165.00	250,000.00	250,000.00	384,190.02
Transfer to Muni	0.00	0.00	0.00	(653,950.00)	(653,950.00)	(493,254.16)
	<u>3,222,814.55</u>	<u>3,229,473.00</u>	<u>3,229,473.00</u>	<u>2,761,573.00</u>	<u>2,761,573.00</u>	<u>3,096,583.00</u>
203 Professional Development Reserve						
Accumulated Reserves at Start of Year	122,771.88	122,771.88	122,771.88	122,771.88	122,771.88	113,024.66
Interest transfer to Reserves	828.50	1,140.00	1,140.00	2,736.00	2,736.00	3,777.31
Transfer from Muni	29,165.00	29,165.00	29,165.00	70,000.00	70,000.00	70,000.00
Transfer to Muni	0.00	0.00	0.00	(71,930.00)	(71,930.00)	(64,030.09)
	<u>152,765.38</u>	<u>153,076.88</u>	<u>153,076.88</u>	<u>123,577.88</u>	<u>123,577.88</u>	<u>122,771.88</u>
204 Sick Pay Incentive Reserve						
Accumulated Reserves at Start of Year	150,403.55	150,403.55	150,403.55	150,403.55	150,403.55	175,935.04
Interest transfer to Reserves	1,036.98	1,395.00	1,395.00	3,348.00	3,348.00	5,088.12
Transfer from Muni	5,833.00	5,833.00	5,833.00	70,000.00	70,000.00	0.00
Transfer to Muni	0.00	0.00	0.00	(71,930.00)	(71,930.00)	(30,619.61)
	<u>157,273.53</u>	<u>157,631.55</u>	<u>157,631.55</u>	<u>151,821.55</u>	<u>151,821.55</u>	<u>150,403.55</u>

City of BusseltonReserves Movement ReportYear To Date As At 30 November 2019

	2019/2020 Actual YTD	2019/2020 Amended Budget YTD	2019/2020 Original Budget YTD	2019/2020 Amended Budget	2019/2020 Original Budget	2018/2019 Actual
	\$	\$	\$	\$	\$	\$
124 Workers Compensation and Extended Sick Leave Coningency Res						
Accumulated Reserves at Start of Year	305,100.95	305,100.95	305,100.95	305,100.95	305,100.95	356,227.48
Interest transfer to Reserves	2,037.67	2,830.00	2,830.00	6,792.00	6,792.00	8,873.47
Transfer to Muni	0.00	0.00	0.00	(28,460.00)	(28,460.00)	(60,000.00)
	<u>307,138.62</u>	<u>307,930.95</u>	<u>307,930.95</u>	<u>283,432.95</u>	<u>283,432.95</u>	<u>305,100.95</u>
302 Community Facilities - City District						
Accumulated Reserves at Start of Year	2,552,707.62	2,552,707.62	2,552,707.62	2,552,707.62	2,552,707.62	2,303,095.83
Interest transfer to Reserves	18,962.95	23,680.00	23,680.00	56,832.00	56,832.00	60,897.30
Transfer from Muni	51,459.72	136,460.00	136,460.00	361,740.00	361,740.00	306,049.14
Transfer to Muni	0.00	0.00	0.00	(2,203,795.00)	(2,203,795.00)	(117,334.65)
	<u>2,623,130.29</u>	<u>2,712,847.62</u>	<u>2,712,847.62</u>	<u>767,484.62</u>	<u>767,484.62</u>	<u>2,552,707.62</u>
304 Community Facilities - Broadwater						
Accumulated Reserves at Start of Year	158,523.04	158,523.04	158,523.04	158,523.04	158,523.04	138,048.48
Interest transfer to Reserves	1,172.92	1,470.00	1,470.00	3,528.00	3,528.00	3,656.26
Transfer from Muni	4,236.84	5,210.00	5,210.00	12,500.00	12,500.00	16,818.30
	<u>163,932.80</u>	<u>165,203.04</u>	<u>165,203.04</u>	<u>174,551.04</u>	<u>174,551.04</u>	<u>158,523.04</u>
303 Community Facilities - Busselton						
Accumulated Reserves at Start of Year	44,011.77	44,011.77	44,011.77	44,011.77	44,011.77	34,546.40
Interest transfer to Reserves	335.69	410.00	410.00	984.00	984.00	971.37
Transfer from Muni	2,573.81	8,335.00	8,335.00	20,000.00	20,000.00	8,494.00
Transfer to Muni	0.00	0.00	0.00	(44,000.00)	(44,000.00)	0.00
	<u>46,921.27</u>	<u>52,756.77</u>	<u>52,756.77</u>	<u>20,995.77</u>	<u>20,995.77</u>	<u>44,011.77</u>
305 Community Facilities - Dunsborough						
Accumulated Reserves at Start of Year	188,062.67	188,062.67	188,062.67	188,062.67	188,062.67	166,327.12
Interest transfer to Reserves	1,478.25	1,745.00	1,745.00	4,188.00	4,188.00	4,549.89
Transfer from Muni	19,022.60	10,415.00	10,415.00	25,000.00	25,000.00	17,185.66
	<u>208,563.52</u>	<u>200,222.67</u>	<u>200,222.67</u>	<u>217,250.67</u>	<u>217,250.67</u>	<u>188,062.67</u>
311 Community Facilities - Dunsborough Lakes Estate						
Accumulated Reserves at Start of Year	922,772.84	922,772.84	922,772.84	922,772.84	922,772.84	525,105.39
Interest transfer to Reserves	6,789.60	8,560.00	8,560.00	20,544.00	20,544.00	19,631.45
Transfer from Muni	0.00	115,830.00	115,830.00	277,990.00	277,990.00	378,036.00
	<u>929,562.44</u>	<u>1,047,162.84</u>	<u>1,047,162.84</u>	<u>1,221,306.84</u>	<u>1,221,306.84</u>	<u>922,772.84</u>
306 Community Facilities - Geographe						
Accumulated Reserves at Start of Year	99,175.93	99,175.93	99,175.93	99,175.93	99,175.93	95,061.38
Interest transfer to Reserves	735.23	920.00	920.00	2,208.00	2,208.00	2,410.78
Transfer from Muni	688.03	3,125.00	3,125.00	7,500.00	7,500.00	1,703.77
	<u>100,599.19</u>	<u>103,220.93</u>	<u>103,220.93</u>	<u>108,883.93</u>	<u>108,883.93</u>	<u>99,175.93</u>

City of BusseltonReserves Movement ReportYear To Date As At 30 November 2019

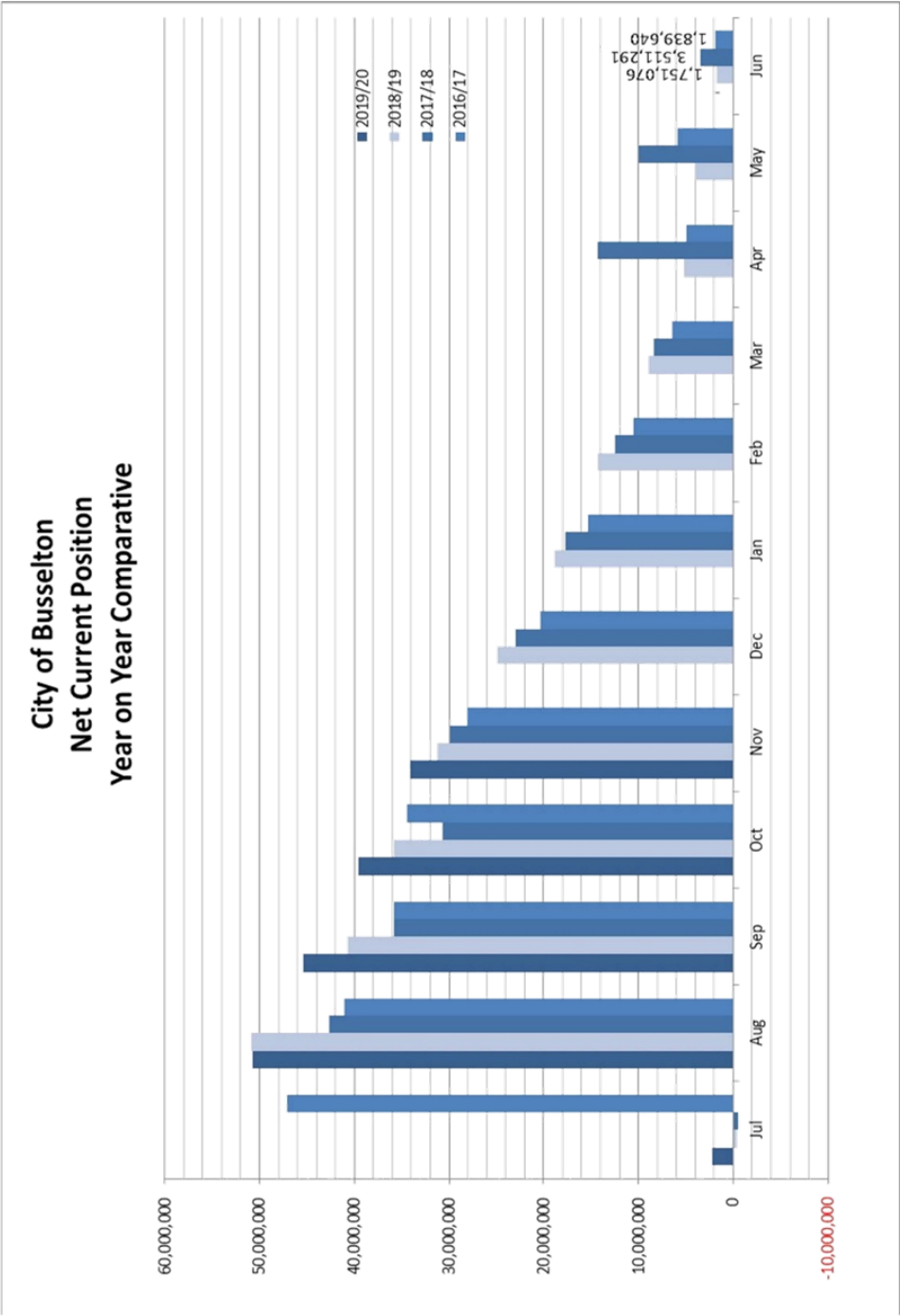
	2019/2020 Actual YTD	2019/2020 Amended Budget YTD	2019/2020 Original Budget YTD	2019/2020 Amended Budget	2019/2020 Original Budget	2018/2019 Actual
	\$	\$	\$	\$	\$	\$
310 Community Facilities - Port Geographe						
Accumulated Reserves at Start of Year	343,509.27	343,509.27	343,509.27	343,509.27	343,509.27	335,116.76
Interest transfer to Reserves	2,527.47	3,185.00	3,185.00	7,644.00	7,644.00	8,392.51
	<u>346,036.74</u>	<u>346,694.27</u>	<u>346,694.27</u>	<u>351,153.27</u>	<u>351,153.27</u>	<u>343,509.27</u>
309 Community Facilities - Vasse						
Accumulated Reserves at Start of Year	615,585.54	615,585.54	615,585.54	615,585.54	615,585.54	589,760.45
Interest transfer to Reserves	4,529.38	5,710.00	5,710.00	13,704.00	13,704.00	14,848.67
Transfer from Muni	0.00	0.00	0.00	0.00	0.00	10,976.42
Transfer to Muni	0.00	0.00	0.00	(450,000.00)	(450,000.00)	0.00
	<u>620,114.92</u>	<u>621,295.54</u>	<u>621,295.54</u>	<u>179,289.54</u>	<u>179,289.54</u>	<u>615,585.54</u>
308 Community Facilities - Airport North						
Accumulated Reserves at Start of Year	2,970,179.38	2,970,179.38	2,970,179.38	2,970,179.38	2,970,179.38	2,826,296.71
Interest transfer to Reserves	21,855.23	27,550.00	27,550.00	66,120.00	66,120.00	71,258.67
Transfer from Muni	0.00	106,250.00	106,250.00	255,000.00	255,000.00	72,624.00
	<u>2,992,034.61</u>	<u>3,103,979.38</u>	<u>3,103,979.38</u>	<u>3,291,299.38</u>	<u>3,291,299.38</u>	<u>2,970,179.38</u>
130 Locke Estate Reserve						
Accumulated Reserves at Start of Year	1,012.99	1,012.99	1,012.99	1,012.99	1,012.99	0.00
Interest transfer to Reserves	(79.82)	10.00	10.00	24.00	24.00	1,012.99
Transfer from Muni	26,665.00	26,665.00	26,665.00	64,000.00	64,000.00	64,000.00
Transfer to Muni	0.00	0.00	0.00	(64,000.00)	(64,000.00)	(64,000.00)
	<u>27,598.17</u>	<u>27,687.99</u>	<u>27,687.99</u>	<u>1,036.99</u>	<u>1,036.99</u>	<u>1,012.99</u>
122 Port Geographe Development Reserve						
Accumulated Reserves at Start of Year	682,470.41	682,470.41	682,470.41	682,470.41	682,470.41	1,455,440.82
Interest transfer to Reserves	4,654.31	6,330.00	6,330.00	15,192.00	15,192.00	30,840.83
Transfer from Muni	21,655.00	21,655.00	21,655.00	51,975.00	51,975.00	50,000.00
Transfer to Muni	0.00	0.00	0.00	(599,307.00)	(599,307.00)	(853,811.24)
	<u>708,779.72</u>	<u>710,455.41</u>	<u>710,455.41</u>	<u>150,330.41</u>	<u>150,330.41</u>	<u>682,470.41</u>
123 Port Geographe Waterways Management Reserve (SAR)						
Accumulated Reserves at Start of Year	3,349,716.94	3,349,716.94	3,349,716.94	3,349,716.94	3,349,716.94	3,387,485.07
Interest transfer to Reserves	24,076.22	31,075.00	31,075.00	74,580.00	74,580.00	87,609.18
Transfer from Muni	89,560.00	89,560.00	89,560.00	214,942.00	214,942.00	193,747.69
Transfer to Muni	0.00	0.00	0.00	(346,800.00)	(346,800.00)	(319,125.00)
	<u>3,463,353.16</u>	<u>3,470,351.94</u>	<u>3,470,351.94</u>	<u>3,292,438.94</u>	<u>3,292,438.94</u>	<u>3,349,716.94</u>
126 Provence Landscape Maintenance Reserve (SAR)						
Accumulated Reserves at Start of Year	1,194,759.54	1,194,759.54	1,194,759.54	1,194,759.54	1,194,759.54	1,101,707.78
Interest transfer to Reserves	8,798.18	11,085.00	11,085.00	26,604.00	26,604.00	30,061.96
Transfer from Muni	73,485.00	73,485.00	73,485.00	176,363.00	176,363.00	168,461.65
Transfer to Muni	0.00	0.00	0.00	(203,380.00)	(203,380.00)	(105,471.85)
	<u>1,277,042.72</u>	<u>1,279,329.54</u>	<u>1,279,329.54</u>	<u>1,194,346.54</u>	<u>1,194,346.54</u>	<u>1,194,759.54</u>
128 Vasse Newtown Landscape Maintenance Reserve (SAR)						
Accumulated Reserves at Start of Year	575,151.53	575,151.53	575,151.53	575,151.53	575,151.53	535,722.24
Interest transfer to Reserves	4,099.97	5,335.00	5,335.00	12,804.00	12,804.00	15,770.06
Transfer from Muni	75,335.00	75,335.00	75,335.00	180,801.00	180,801.00	172,922.26
Transfer to Muni	0.00	0.00	0.00	(199,220.00)	(199,220.00)	(149,263.03)
	<u>654,586.50</u>	<u>655,821.53</u>	<u>655,821.53</u>	<u>569,536.53</u>	<u>569,536.53</u>	<u>575,151.53</u>

City of BusseltonReserves Movement ReportYear To Date As At 30 November 2019


	2019/2020 Actual YTD	2019/2020 Amended Budget YTD	2019/2020 Original Budget YTD	2019/2020 Amended Budget	2019/2020 Original Budget	2018/2019 Actual
	\$	\$	\$	\$	\$	\$
138 Commonage Precinct Bushfire Facilities Reserve						
Accumulated Reserves at Start of Year	57,260.53	57,260.53	57,260.53	57,260.53	57,260.53	55,861.58
Interest transfer to Reserves	421.31	530.00	530.00	1,272.00	1,272.00	1,398.95
	<u>57,681.84</u>	<u>57,790.53</u>	<u>57,790.53</u>	<u>58,532.53</u>	<u>58,532.53</u>	<u>57,260.53</u>
139 Commonage Community Facilities Dunsborough Lakes South Res						
Accumulated Reserves at Start of Year	72,622.42	72,622.42	72,622.42	72,622.42	72,622.42	70,848.15
Interest transfer to Reserves	534.34	675.00	675.00	1,620.00	1,620.00	1,774.27
	<u>73,156.76</u>	<u>73,297.42</u>	<u>73,297.42</u>	<u>74,242.42</u>	<u>74,242.42</u>	<u>72,622.42</u>
140 Commonage Community Facilities South Biddle Precinct Reserve						
Accumulated Reserves at Start of Year	886,172.58	886,172.58	886,172.58	886,172.58	886,172.58	1,030,368.46
Interest transfer to Reserves	5,933.24	8,220.00	8,220.00	19,728.00	19,728.00	25,804.12
Transfer to Muni	0.00	0.00	0.00	0.00	0.00	(170,000.00)
	<u>892,105.82</u>	<u>894,392.58</u>	<u>894,392.58</u>	<u>905,900.58</u>	<u>905,900.58</u>	<u>886,172.58</u>
321 Busselton Area Drainage and Waterways Improvement Reserve						
Accumulated Reserves at Start of Year	546,471.37	546,471.37	546,471.37	546,471.37	546,471.37	548,820.67
Interest transfer to Reserves	3,966.27	5,070.00	5,070.00	12,168.00	12,168.00	13,451.35
Transfer to Muni	0.00	0.00	0.00	(184,399.00)	(184,399.00)	(15,800.65)
	<u>550,437.64</u>	<u>551,541.37</u>	<u>551,541.37</u>	<u>374,240.37</u>	<u>374,240.37</u>	<u>546,471.37</u>
102 Coastal and Climate Adaptation Reserve						
Accumulated Reserves at Start of Year	2,845,578.60	2,845,578.60	2,845,578.60	2,845,578.60	2,845,578.60	2,472,424.34
Interest transfer to Reserves	21,370.45	26,395.00	26,395.00	63,348.00	63,348.00	69,960.53
Transfer from Muni	197,520.00	197,520.00	197,520.00	538,044.00	538,044.00	527,732.00
Transfer to Muni	0.00	0.00	0.00	(1,316,137.00)	(1,259,792.00)	(224,538.27)
	<u>3,064,469.05</u>	<u>3,069,493.60</u>	<u>3,069,493.60</u>	<u>2,130,833.60</u>	<u>2,187,178.60</u>	<u>2,845,578.60</u>
144 Emergency Disaster Recovery Reserve						
Accumulated Reserves at Start of Year	72,781.94	72,781.94	72,781.94	72,781.94	72,781.94	50,000.00
Interest transfer to Reserves	577.31	675.00	675.00	1,620.00	1,620.00	1,781.54
Transfer from Muni	8,335.00	8,335.00	8,335.00	20,000.00	20,000.00	21,000.40
	<u>81,694.25</u>	<u>81,791.94</u>	<u>81,791.94</u>	<u>94,401.94</u>	<u>94,401.94</u>	<u>72,781.94</u>
145 Energy Sustainability Reserve						
Accumulated Reserves at Start of Year	181,852.87	181,852.87	181,852.87	181,852.87	181,852.87	100,000.00
Interest transfer to Reserves	1,468.88	1,685.00	1,685.00	4,044.00	4,044.00	4,474.87
Transfer from Muni	41,665.00	41,665.00	41,665.00	130,000.00	130,000.00	100,000.00
Transfer to Muni	0.00	0.00	0.00	(177,378.00)	(177,378.00)	(22,622.00)
	<u>224,986.75</u>	<u>225,202.87</u>	<u>225,202.87</u>	<u>138,518.87</u>	<u>138,518.87</u>	<u>181,852.87</u>
146 Cemetery Reserve						
Accumulated Reserves at Start of Year	157,626.57	157,626.57	157,626.57	157,626.57	157,626.57	100,000.00
Interest transfer to Reserves	1,353.78	1,460.00	1,460.00	3,504.00	3,504.00	4,098.21
Transfer from Muni	57,915.00	57,915.00	57,915.00	139,000.00	139,000.00	77,321.95
Transfer to Muni	0.00	0.00	0.00	(254,000.00)	(254,000.00)	(23,793.59)
	<u>216,895.35</u>	<u>217,001.57</u>	<u>217,001.57</u>	<u>46,130.57</u>	<u>46,130.57</u>	<u>157,626.57</u>

City of BusseltonReserves Movement ReportYear To Date As At 30 November 2019

	2019/2020 Actual YTD	2019/2020 Amended Budget YTD	2019/2020 Original Budget YTD	2019/2020 Amended Budget	2019/2020 Original Budget	2018/2019 Actual
	\$	\$	\$	\$	\$	\$
341 Public Art Reserve						
Accumulated Reserves at Start of Year	86,198.07	86,198.07	86,198.07	86,198.07	86,198.07	229,685.21
Interest transfer to Reserves	119.05	800.00	800.00	1,920.00	1,920.00	5,697.86
Transfer to Muni	0.00	0.00	0.00	(41,060.00)	(41,060.00)	(149,185.00)
	<u>86,317.12</u>	<u>86,998.07</u>	<u>86,998.07</u>	<u>47,058.07</u>	<u>47,058.07</u>	<u>86,198.07</u>
121 Waste Management Facility and Plant Reserve						
Accumulated Reserves at Start of Year	7,867,210.16	7,867,210.16	7,867,210.16	7,867,210.16	7,867,210.16	7,881,068.17
Interest transfer to Reserves	49,138.88	72,980.00	72,980.00	175,152.00	175,152.00	200,860.10
Transfer from Muni	438,330.00	438,330.00	438,330.00	1,051,994.00	1,051,994.00	1,312,610.77
Transfer to Muni	0.00	0.00	0.00	(5,616,140.00)	(5,616,140.00)	(1,527,328.88)
	<u>8,354,679.04</u>	<u>8,378,520.16</u>	<u>8,378,520.16</u>	<u>3,478,216.16</u>	<u>3,478,216.16</u>	<u>7,867,210.16</u>
120 Strategic Projects Reserve						
Accumulated Reserves at Start of Year	257,162.94	257,162.94	257,162.94	257,162.94	257,162.94	226,213.20
Interest transfer to Reserves	1,944.40	13,830.00	13,830.00	33,192.00	33,192.00	5,949.74
Transfer from Muni	10,415.00	10,415.00	10,415.00	31,000.00	31,000.00	25,000.00
Transfer to Muni	0.00	0.00	0.00	(78,925.00)	(78,925.00)	0.00
	<u>269,522.34</u>	<u>281,407.94</u>	<u>281,407.94</u>	<u>242,429.94</u>	<u>242,429.94</u>	<u>257,162.94</u>
129 Untied Grants Reserve						
Accumulated Reserves at Start of Year	1,232,906.00	1,232,906.00	1,232,906.00	1,232,906.00	1,232,906.00	0.00
Transfer from Muni	0.00	0.00	0.00	0.00	0.00	1,232,906.00
Transfer to Muni	(1,232,906.00)	(1,232,906.00)	(1,232,906.00)	(1,232,906.00)	(1,232,906.00)	0.00
	<u>0.00</u>	<u>0.00</u>	<u>0.00</u>	<u>0.00</u>	<u>0.00</u>	<u>1,232,906.00</u>
Total Cash Back Reserves	<u>61,161,125.82</u>	<u>61,152,898.66</u>	<u>61,152,898.66</u>	<u>42,498,054.66</u>	<u>42,611,399.66</u>	<u>55,590,217.66</u>
Summary Reserves						
Accumulated Reserves at Start of Year	55,590,217.66	55,590,217.66	55,590,217.66	55,590,217.66	55,590,217.66	47,978,518.20
Interest transfer to Reserves	404,413.56	515,675.00	515,675.00	1,237,620.00	1,237,620.00	1,413,166.97
Transfer from Muni	6,399,400.60	6,704,912.00	6,704,912.00	20,640,422.00	20,640,422.00	18,882,926.94
Transfer to Muni	(1,232,906.00)	(1,657,906.00)	(1,657,906.00)	(34,970,205.00)	(34,856,860.00)	(12,684,394.45)
Closing Balance	<u>61,161,125.82</u>	<u>61,152,898.66</u>	<u>61,152,898.66</u>	<u>42,498,054.66</u>	<u>42,611,399.66</u>	<u>55,590,217.66</u>



6.2 LIST OF PAYMENTS MADE - NOVEMBER 2019

STRATEGIC GOAL	6. LEADERSHIP Visionary, collaborative, accountable
STRATEGIC OBJECTIVE	6.1 Governance systems, process and practices are responsible, ethical and transparent.
SUBJECT INDEX	Financial Operations
BUSINESS UNIT	Financial Services
REPORTING OFFICER	Manager Financial Services - Paul Sheridan
AUTHORISING OFFICER	Director Finance and Corporate Services - Tony Nottle
NATURE OF DECISION	Noting: the item does not require a decision of Council and is simply for information purposes and noting
VOTING REQUIREMENT	Simple Majority
ATTACHMENTS	Attachment A November 2019 Payments Listing 

COMMITTEE DECISION

F2001/003 Moved Councillor G Henley, seconded Councillor P Cronin

That the Committee notes payment of voucher numbers M117537 – M117536, EF068003 – EF068583, T007489 – T007492, DD003929, DD003945 and DD003925 – DD003947 together totalling \$6,923,800.89.

CARRIED 5/0

EXECUTIVE SUMMARY

This report provides details of payments made from the City's bank accounts for the month of November 2019, for noting by the Committee and recording in the Committee Minutes.

BACKGROUND

The *Local Government (Financial Management) Regulations 1996* requires that when the Council has delegated authority to the Chief Executive Officer to make payments from the City's bank accounts, that a list of payments made is prepared each month for presentation to, and noting by, the Committee.

OFFICER COMMENT

In accordance with regular custom, the list of payments made for the month of November 2019 is presented for information.

Statutory Environment

Section 6.10 of the *Local Government Act 1995* and more specifically, Regulation 13 of the Regulations refer to the requirement for a listing of payments made each month to be presented to the Council.

Relevant Plans and Policies

There are no relevant plans or policies to consider in relation to this matter.

Financial Implications

There are no financial implications associated with the officer recommendation.

Stakeholder Consultation

No external stakeholder consultation was required or undertaken in relation to this matter.

Risk Assessment

No risks of a medium or greater level have been identified.

Options

Not applicable.

CONCLUSION

The list of payments made for the month of November 2019 is presented for information.

TIMELINE FOR IMPLEMENTATION OF OFFICER RECOMMENDATION

Not applicable.



LISTING OF PAYMENTS MADE
UNDER DELEGATED AUTHORITY
FOR THE MONTH OF NOVEMBER 2019

MUNICIPAL ACCOUNT	CHEQUE # 117537 - 117661	\$ 474,215.97
ELECTRONIC TRANSFER PAYMENTS	EF068003 - EF068583	\$ 4,751,070.93
TRUST ACCOUNT	TRUST ACCOUNT 7489 - 7492	\$ 34,903.92
INTERNAL PAYMENT VOUCHERS	DD3948 - DD3972	\$ 1,663,610.07
		\$ 6,923,800.89

CHEQUE PAYMENTS NOVEMBER 2019					
DATE	TYPE	REF#	NAME	DESCRIPTION	AMOUNT
18/11/2019	CHQ	117596	A & C JONES	REFUND OF RATE OVERPAYMENT	\$ 750.00
27/11/2019	CHQ	117645	ALAN EVANS	REFUND OF RATE OVERPAYMENT	\$ 759.00
5/11/2019	CHQ	117566	ALAN FENATI	BOND REFUND	\$ 143.00
18/11/2019	CHQ	117597	B & K BAXTER	REFUND OF RATE OVERPAYMENT	\$ 135.11
19/11/2019	CHQ	117605	B & P CRIDDLE	CROSSOVER SUBSIDY PAYMENT	\$ 242.40
6/11/2019	CHQ	117581	BAYTHE LINEN AND LAUNDRY	SUPPLY OF CLEAN LINEN	\$ 1,192.96
19/11/2019	CHQ	117600	BELINDA KUHRER	REFUND OF ANIMAL TRAP BOND	\$ 100.00
27/11/2019	CHQ	117647	BETTY CLIFTON	REFUND OF RATE OVERPAYMENT	\$ 100.00
6/11/2019	CHQ	117580	BOND ADMINISTRATOR	AGED HOUSING BONDS	\$ 572.48
19/11/2019	CHQ	117611	BRADLEY JENKINS	CROSSOVER SUBSIDY PAYMENT	\$ 283.10
6/11/2019	CHQ	117578	BROOKE HOPKINS	REFUND NCC FEES	\$ 132.46
5/11/2019	CHQ	117551	BUSSELTON PUBLIC LIBRARY - PETTY CASH	PETTY CASH REIMBURSEMENT	\$ 222.35
5/11/2019	CHQ	117568	BUSSELTON WATER CORPORATION	WATER SERVICES	\$ 85,952.11
5/11/2019	CHQ	117569	BUSSELTON WATER CORPORATION	PAYMENT VOID	\$ -
5/11/2019	CHQ	117570	BUSSELTON WATER CORPORATION	PAYMENT VOID	\$ -
5/11/2019	CHQ	117571	BUSSELTON WATER CORPORATION	PAYMENT VOID	\$ -
5/11/2019	CHQ	117572	BUSSELTON WATER CORPORATION	PAYMENT VOID	\$ -
5/11/2019	CHQ	117573	BUSSELTON WATER CORPORATION	PAYMENT VOID	\$ -
5/11/2019	CHQ	117574	BUSSELTON WATER CORPORATION	PAYMENT VOID	\$ -
5/11/2019	CHQ	117575	BUSSELTON WATER CORPORATION	PAYMENT VOID	\$ -
22/11/2019	CHQ	117620	BUSSELTON WATER CORPORATION	WATER SERVICES	\$ 4,307.62
22/11/2019	CHQ	117625	BUSSELTON WATER CORPORATION	WATER SERVICES	\$ 4,056.60
7/11/2019	CHQ	117577	CALLOWS CORNER NEWS	STAFF LOTTERY DEDUCTIONS	\$ 278.00
21/11/2019	CHQ	117615	CALLOWS CORNER NEWS	STAFF LOTTERY DEDUCTIONS	\$ 278.00
29/11/2019	CHQ	117633	CALLOWS CORNER NEWSAGENCY	NEWSPAPERS AND PERIODICALS	\$ 92.70
29/11/2019	CHQ	117637	CAPEL TRANSPORT	COURIER SERVICES	\$ 538.05
8/11/2019	CHQ	117585	CARBUNUP RIVER STORE	CATERING SERVICES	\$ 524.49
29/11/2019	CHQ	117635	CITY OF BUNBURY	VACATION CARE EXCURSION	\$ 16,550.13
5/11/2019	CHQ	117548	CITY OF BUSSELTON	REFUND OVER PAYMENTS	\$ 3,025.30
7/11/2019	CHQ	117576	CITY OF BUSSELTON	PAYROLL DEDUCTIONS REALLOCATION	\$ 5,954.25
6/11/2019	CHQ	117579	CITY OF BUSSELTON	ANNUAL FOOD PERMIT GLC	\$ 215.00
8/11/2019	CHQ	117584	CITY OF BUSSELTON	REFUND OVER PAYMENTS	\$ 783.00
21/11/2019	CHQ	117614	CITY OF BUSSELTON	PAYROLL DEDUCTIONS REALLOCATION	\$ 5,987.75
5/11/2019	CHQ	117550	CITY OF BUSSELTON - PETTY CASH	PETTY CASH REIMBURSEMENT	\$ 472.00
29/11/2019	CHQ	117639	CITY OF COCKBURN	LONG SERVICE LEAVE ENTITLEMENTS	\$ 2,202.02
5/11/2019	CHQ	117544	CLEMENT DYER	REFUND OF ANIMAL TRAP BOND	\$ 100.00
29/11/2019	CHQ	117629	CROWN MELBOURNE	PAYMENT CANCELLED	\$ -
29/11/2019	CHQ	117643	CROWN PERTH	ACCOMMODATION	\$ 747.00
19/11/2019	CHQ	117601	DARRYL ISARD	REFUND OF ANIMAL TRAP BOND	\$ 100.00
20/11/2019	CHQ	117616	DB BUTTERLY, SJ BUTTERLY & WM BUTTERLY	TOWN PLAN & ROAD BOND REFUND	\$ 50,750.12
5/11/2019	CHQ	117543	DEPARTMENT OF TRANSPORT	PLANT REGISTRATION	\$ 124.90
19/11/2019	CHQ	117613	DIABETES WA	REFUND FACILITY HIRE	\$ 51.00
19/11/2019	CHQ	117599	DUNSBOROUGH PUBLIC LIBRARY - PETTY CASH	PETTY CASH REIMBURSEMENT	\$ 108.25
5/11/2019	CHQ	117564	DUNSBOROUGH ART SOCIETY	DONATION	\$ 500.00
18/11/2019	CHQ	117590	EMMA CATTILIN	DONATION	\$ 300.00
29/11/2019	CHQ	117638	FRED ROSE EXCAVATOR HIRE	EARTHMOVING - WASTE FACILITY & ROADWORKS	\$ 11,918.50
18/11/2019	CHQ	117588	FREEHILLS NO 5 OPERATING ACCOUNT	REFUND PAYMENTS - SUNDRY	\$ 360.00
5/11/2019	CHQ	117545	GEOGRAPHE BAY FOOTBALL CLUB	REFUND OF HALL & KEY DEPOSITS	\$ 100.00
4/11/2019	CHQ	117541	GEOGRAPHE EDUCATION SUPPORT CENTRE	DONATION	\$ 300.00
5/11/2019	CHQ	117549	GEOGRAPHE LEISURE CENTRE - PETTY CASH	PETTY CASH REIMBURSEMENT	\$ 289.10
5/11/2019	CHQ	117486	GP DOWN SOUTH	DONATION	\$ -200.00
29/11/2019	CHQ	117656	GWEN SCADDAN	REFUND OF ANIMAL TRAP BOND	\$ 100.00
29/11/2019	CHQ	117626	HOOLEE DOOLEEZ VARIETY & VALUE	VACATION CARE SUPPLIES	\$ 128.00
29/11/2019	CHQ	117661	HUU DONG DO & THI MAU NGUYEN	CROSSOVER SUBSIDY PAYMENT	\$ 235.70
4/11/2019	CHQ	117538	JAMIE LISTON	DONATION	\$ 300.00
18/11/2019	CHQ	117595	JENNIFER TUNSTILL	REFUND OF RATE OVERPAYMENT	\$ 733.39
27/11/2019	CHQ	117650	JOAN MCKEATING	REFUND OF RATE OVERPAYMENT	\$ 750.00
27/11/2019	CHQ	117652	JUDITH & PETER THORPE	REFUND OF RATE OVERPAYMENT	\$ 750.00
29/11/2019	CHQ	117641	JUDITH ILES	REFUND DOG REGISTRATION	\$ 21.25
19/11/2019	CHQ	117606	K JAMES & N COLLINS	CROSSOVER SUBSIDY PAYMENT	\$ 243.80
29/11/2019	CHQ	117660	K LAMONT PTY LTD	REFUND OF HALL & KEY DEPOSITS	\$ 100.00
18/11/2019	CHQ	117594	L DARCE & S JAMES	REFUND OF RATE OVERPAYMENT	\$ 750.00
29/11/2019	CHQ	117642	LAURA BAILEY	FACILITATOR	\$ 85.49
29/11/2019	CHQ	117657	LEEWIN COLLEGE OF PERFORMANCE	REFUND OF HALL & KEY DEPOSITS	\$ 200.00
19/11/2019	CHQ	117608	M & A NORTON	CROSSOVER SUBSIDY PAYMENT	\$ 411.70

DATE	TYPE	REF#	NAME	DESCRIPTION	AMOUNT
19/11/2019	CHQ	117607	M BIRT & C REYNOLDS	CROSSOVER SUBSIDY PAYMENT	\$ 201.80
18/11/2019	CHQ	117598	MARIA BOTICA	REFUND OF RATE OVERPAYMENT	\$ 818.87
4/11/2019	CHQ	117540	MARK MCLEAN	DONATION	\$ 300.00
5/11/2019	CHQ	117547	MASONIC CARE WA	REFUND OF RATE OVERPAYMENT	\$ 32.60
27/11/2019	CHQ	117651	MICHAEL O'BRIEN	REFUND OF RATE OVERPAYMENT	\$ 121.00
27/11/2019	CHQ	117646	MILAGROS SIMPSON	REFUND OF RATE OVERPAYMENT	\$ 729.50
29/11/2019	CHQ	117659	MITCHELL BROWN	REFUND OF HALL & KEY DEPOSITS	\$ 100.00
5/11/2019	CHQ	117546	OFFICE OF STATE REVENUE	REFUND OF RATE OVERPAYMENT	\$ 42.00
27/11/2019	CHQ	117644	OFFICE OF STATE REVENUE	REFUND OF RATE OVERPAYMENT	\$ 121.00
5/11/2019	CHQ	117561	OFFICE OF THE CEO - PETTY CASH	PETTY CASH REIMBURSEMENT	\$ 496.00
19/11/2019	CHQ	117610	P & R STOKES	CROSSOVER SUBSIDY PAYMENT	\$ 276.30
27/11/2019	CHQ	117649	PAMELA ANDREWS	REFUND OF RATE OVERPAYMENT	\$ 750.00
27/11/2019	CHQ	117653	PATRICIA CHRISTIANSEN	REFUND OF RATE OVERPAYMENT	\$ 687.50
5/11/2019	CHQ	117555	PAYMENT CANCELLED	PAYMENT CANCELLED	\$ -
5/11/2019	CHQ	117557	PAYMENT CANCELLED	PAYMENT CANCELLED	\$ -
5/11/2019	CHQ	117558	PAYMENT CANCELLED	PAYMENT CANCELLED	\$ -
5/11/2019	CHQ	117559	PAYMENT CANCELLED	PAYMENT CANCELLED	\$ -
5/11/2019	CHQ	117560	PAYMENT CANCELLED	PAYMENT CANCELLED	\$ -
5/11/2019	CHQ	117563	PAYMENT CANCELLED	PAYMENT CANCELLED	\$ -
27/11/2019	CHQ	117654	RUSSELL FOREMAN	REFUND OF RATE OVERPAYMENT	\$ 100.00
19/11/2019	CHQ	117603	S & A PIGGOTT	CROSSOVER SUBSIDY PAYMENT	\$ 178.00
18/11/2019	CHQ	117593	S PAVLEDIS & G DRAGE	REFUND OF RATE OVERPAYMENT	\$ 750.00
19/11/2019	CHQ	117612	S ROGER & M HOPKINS	CROSSOVER SUBSIDY PAYMENT	\$ 267.80
19/11/2019	CHQ	117604	S WEBB & J REYNOLDS	CROSSOVER SUBSIDY PAYMENT	\$ 181.40
27/11/2019	CHQ	117648	SHELLEY-MAREE BRADSHAW	REFUND OF RATE OVERPAYMENT	\$ 375.00
29/11/2019	CHQ	117636	SHIRE OF DARDANUP	ANNUAL SUBSCRIPTION SIRSI DYNIX 2019/2020	\$ 28,841.08
19/11/2019	CHQ	117591	SOUTHWEST EVENT HIRE	DONATION	\$ 250.00
29/11/2019	CHQ	117628	SOUTH-WEST FIREARMS AND GUN SMITHING	SECURITY SUPPLIES	\$ 879.00
4/11/2019	CHQ	117539	ST MARY MACKILLOP COLLEGE	DONATION	\$ 300.00
5/11/2019	CHQ	117542	SUBHADRA GERARD	BOND REFUND	\$ 570.00
19/11/2019	CHQ	117592	SURFING WA	DONATION	\$ 500.00
6/11/2019	CHQ	117583	SUSAN THOMPSON	ANIMAL REGISTRATION REFUND	\$ 150.00
19/11/2019	CHQ	117609	SVEND ESPERSEN	CROSSOVER SUBSIDY PAYMENT	\$ 297.70
5/11/2019	CHQ	117552	SYNERGY	ELECTRICITY SUPPLIES	\$ 88,517.58
5/11/2019	CHQ	117553	SYNERGY	PAYMENT VOID	\$ -
15/11/2019	CHQ	117586	SYNERGY	ELECTRICITY SUPPLIES	\$ 6,221.63
22/11/2019	CHQ	117617	SYNERGY	PAYMENT CANCELLED	\$ -
22/11/2019	CHQ	117618	SYNERGY	PAYMENT CANCELLED	\$ -
22/11/2019	CHQ	117619	SYNERGY	PAYMENT CANCELLED	\$ -
22/11/2019	CHQ	117622	SYNERGY	ELECTRICITY SUPPLIES	\$ 45,270.04
22/11/2019	CHQ	117623	SYNERGY	PAYMENT VOID	\$ -
22/11/2019	CHQ	117624	SYNERGY	PAYMENT VOID	\$ -
29/11/2019	CHQ	117631	SYNERGY	ELECTRICITY SUPPLIES	\$ 29,693.70
29/11/2019	CHQ	117632	SYNERGY	PAYMENT VOID	\$ -
5/11/2019	CHQ	117554	TELSTRA CORPORATION	COMMUNICATION SERVICES	\$ 18,619.87
15/11/2019	CHQ	117587	TELSTRA CORPORATION	COMMUNICATION SERVICES	\$ 78.99
22/11/2019	CHQ	117621	TELSTRA CORPORATION	COMMUNICATION SERVICES	\$ 10,601.65
29/11/2019	CHQ	117627	TERRY WHITE CHEMIST	FIRST AID SUPPLIES	\$ 99.95
5/11/2019	CHQ	117565	THE COMBINED CHURCHES OF BUSSELTON	DONATION	\$ 500.00
19/11/2019	CHQ	117602	THE SOCIETY OF WOMEN WRITERS WA INC	REFUND OF HALL & KEY DEPOSITS	\$ 200.00
5/11/2019	CHQ	117562	TRACY JONES	REFUND OF HALL & KEY DEPOSITS	\$ 200.00
29/11/2019	CHQ	117640	TRUCKLINE	PLANT PURCHASES / SERVICES / PARTS	\$ 74.25
27/11/2019	CHQ	117655	UNITING OUTREACH	DONATION	\$ 500.00
29/11/2019	CHQ	117658	UNIVERSITY OF SOUTH OF AUSTRALIA	REFUND OF HALL & KEY DEPOSITS	\$ 200.00
4/11/2019	CHQ	117537	VASSE PRIMARY SCHOOL	DONATION	\$ 100.00
5/11/2019	CHQ	117467	VASSE PRIMARY SCHOOL P & C	DONATION	\$ 500.00
5/11/2019	CHQ	117567	VASSE PRIMARY SCHOOL P & C	DONATION	\$ 500.00
29/11/2019	CHQ	117630	WA STRATA MANAGEMENT	STRATA LEVY FEES & WATER CONSUMPTION	\$ 2,271.83
5/11/2019	CHQ	117556	WATER CORPORATION	WATER SERVICES	\$ 20,152.33
29/11/2019	CHQ	117634	WATER CORPORATION	WATER SERVICES	\$ 6,139.52
6/11/2019	CHQ	117582	WENDY HARRISON	ANIMAL REGISTRATION REFUND	\$ 150.00
18/11/2019	CHQ	117589	YALLINGUP STEINER SCHOOL	DONATION	\$ 100.00
					\$ 474,215.97
CHEQUE PAYMENTS NOVEMBER 2019					
DATE		REF#	NAME	DESCRIPTION	AMOUNT
28/11/2019	EFT	68211	1SPATIAL AUSTRALIA PTY LTD	TRAINING SERVICES	\$ 858.00
15/11/2019	EFT	68111	A & A ALLCHIN	BITP REFUND	\$ 62.00
8/11/2019	EFT	68028	A & ZJ HAMMARSTROM	ART SALES	\$ 66.50
28/11/2019	EFT	68512	A D COOTE & CO	SHEET METAL WORK	\$ 4,030.40
29/11/2019	EFT	68295	A M TAYLOR	PAYMENT CANCELLED	\$ -
28/11/2019	EFT	68411	AAA WELDING AND FABRICATION SERVICES	WELDING AND FABRICATION SERVICES	\$ 3,267.00
8/11/2019	EFT	68027	ABBEY TILING SERVICES	TLING SERVICES	\$ 4,972.00
28/11/2019	EFT	68451	AC FORSTER & SON	PLUMBING SERVICES	\$ 4,269.00
28/11/2019	EFT	68319	ACCENDO AUSTRALIA PTY LTD	ENVIRONMENTAL SERVICES	\$ 8,192.31
28/11/2019	EFT	68489	ACTIV FOUNDATION INC	MAINTENANCE & CLEANING SERVICES	\$ 35,043.82
28/11/2019	EFT	68233	ACURIX NETWORKS	INTERNET WIFI ACCESS	\$ 1,749.00
28/11/2019	EFT	68555	A-CUT TREE SERVICE	TREE LOPPING SERVICES	\$ 990.00
28/11/2019	EFT	68389	ADAM DAVEY	TURF CONSULTANT	\$ 5,495.05
28/11/2019	EFT	68393	ADVAM PTY LTD	AIRPORT CARPARK CREDIT CARD TRANSACTIONS	\$ 658.77
28/11/2019	EFT	68344	ADVANCED DRIVEWAY SEALING	MAINTENANCE SERVICES	\$ 8,334.43
28/11/2019	EFT	68364	ADVISIAN PTY LTD	ENGINEERING & CONSULTANCY SERVICES	\$ 25,878.60
28/11/2019	EFT	68423	AFGRI EQUIPMENT	MACHINERY EQUIPMENT PARTS AND SERVICE	\$ 1,013.25
15/11/2019	EFT	68092	ALEX HOTAL	ACCOMMODATION	\$ 225.00
5/11/2019	EFT	68004	ALJINTA SALES PTY LTD	GAS USAGE	\$ 342.05
8/11/2019	EFT	68038	ALJINTA SALES PTY LTD	GAS USAGE	\$ 51.80
28/11/2019	EFT	68217	ALLMARK & ASSOCIATES PTY LTD	PLAQUE AND SIGN SERVICES	\$ 654.50

DATE	TYPE	REF#	NAME	DESCRIPTION	AMOUNT
28/11/2019	EFT	68563	ALLOY & STAINLESS PRODUCTS	PLANT PURCHASES / SERVICES / PARTS	\$ 108.13
28/11/2019	EFT	68363	ALPINE LAUNDRY PTY LTD	COMMERCIAL LAUNDRY	\$ 307.44
15/11/2019	EFT	68112	AMANDA KELLY	BITP REFUND	\$ 127.00
28/11/2019	EFT	68501	AMITY SIGNS	SIGNAGE & NUMBER PLATE SERVICES	\$ 44.55
8/11/2019	EFT	68074	ANDREW HUNT	STAFF REIMBURSEMENT	\$ 127.30
28/11/2019	EFT	68311	ANDREW PLEDGER	FRIDGE DE GASSING	\$ 1,346.40
28/11/2019	EFT	68387	ANGELA MEE	MALLOWEEN SFX MAKEUP	\$ 300.00
28/11/2019	EFT	68241	ANNA FOLEY	WELLNESS SERVICES	\$ 200.00
28/11/2019	EFT	68431	AQUATIC RECREATION GROUP WA	TRAINING AND PROFESSIONAL DEVELOPMENT	\$ 1,108.80
28/11/2019	EFT	68216	AR PLUMBING & GAS SERVICE	PLUMBING SERVICES	\$ 984.50
28/11/2019	EFT	68218	ARBOR GUY	TREE MAINTENANCE SERVICES	\$ 124,141.50
28/11/2019	EFT	68441	ARROW BRONZE	MEMORIAL PLAQUES SUPPLIER	\$ 200.58
28/11/2019	EFT	68528	ASB MARKETING PTY LTD	MARKETING SERVICES	\$ 3,905.00
7/11/2019	EFT	68014	ATO EFT DEPOSITS TRUST A/C	PAYG TAXATION	\$ 248,973.00
21/11/2019	EFT	68142	ATO EFT DEPOSITS TRUST A/C	PAYG TAXATION	\$ 234,801.00
28/11/2019	EFT	68264	AUSDENS	TIMBER JOINERY	\$ 26,672.25
15/11/2019	EFT	68079	AUSQ TRAINING	TRAINING SERVICES	\$ 1,105.00
5/11/2019	EFT	68006	AUSSIE BROADBAND PTY LTD	NBN BROADBAND	\$ 5,650.40
28/11/2019	EFT	68481	AUSTRALIA POST	POSTAL SERVICE	\$ 9,532.10
5/11/2019	EFT	68003	AUSTRALIAN BARBELL COMPANY	FITNESS EQUIPMENT	\$ 276.00
7/11/2019	EFT	68015	AUSTRALIAN SERVICES UNION	UNION FEES	\$ 25.90
21/11/2019	EFT	68143	AUSTRALIAN SERVICES UNION	UNION FEES	\$ 25.90
28/11/2019	EFT	68529	AUTO ONE	PLANT PURCHASES / SERVICES / PARTS	\$ 3,521.60
28/11/2019	EFT	68433	AV TRUCK SERVICES PTY LTD	VEHICLE PARTS & MAINTENANCE	\$ 135.65
28/11/2019	EFT	68360	AVIATION ID AUSTRALIA PTY LTD	SUPPLY AVIATION ASIC CARDS	\$ 257.00
28/11/2019	EFT	68523	AVIS CAR RENTALS	VEHICLE RENTAL SERVICES	\$ 1,949.13
28/11/2019	EFT	68257	AZILITY	IT SOFTWARE	\$ 988.90
28/11/2019	EFT	68462	B & J CATALANO PTY LTD	GRAVEL CRUSHING	\$ 4,382.29
15/11/2019	EFT	68108	B PIMM & G LYONS	BITP REFUND	\$ 62.00
28/11/2019	EFT	68498	B&B STREET SWEEPING	STREET SWEEPING SERVICE	\$ 59,809.16
28/11/2019	EFT	68415	BAREFOOT BOOKS	LIBRARY RESOURCES	\$ 113.89
28/11/2019	EFT	68243	BARK ENVIRONMENTAL	ENVIRONMENTAL CONSULTING	\$ 2,200.00
28/11/2019	EFT	68294	BARRY ALLEN ELECTRICAL SERVICES PTY LTD	ELECTRICAL SERVICES	\$ 3,169.10
28/11/2019	EFT	68302	BATTERY WORLD BUNBURY	BATTERIES	\$ 994.40
28/11/2019	EFT	68560	BAY CABINETS	FURNITURE PRODUCT SUPPLIER	\$ 154.00
28/11/2019	EFT	68488	BAY SIGNS	SIGNAGE SERVICES	\$ 1,339.00
28/11/2019	EFT	68342	BAYTHE LINEN AND LAUNDRY	SUPPLY OF CLEAN LINEN	\$ 897.91
15/11/2019	EFT	68082	BCP CIVIL & PLANT	EXCAVATOR & PLANT HIRE - VARIOUS WORKS	\$ 37,853.29
15/11/2019	EFT	68131	BCP CIVIL & PLANT	EXCAVATOR & PLANT HIRE - VARIOUS WORKS	\$ 16,732.75
28/11/2019	EFT	68271	BCP CIVIL & PLANT	EXCAVATOR & PLANT HIRE - VARIOUS WORKS	\$ 36,250.65
13/11/2019	EFT	68077	BCP LIQUID WASTE	LIQUID WASTE SERVICES	\$ 2,728.87
15/11/2019	EFT	68133	BCP LIQUID WASTE	LIQUID WASTE SERVICES	\$ 13,771.43
28/11/2019	EFT	68272	BCP LIQUID WASTE	LIQUID WASTE SERVICES	\$ 1,285.92
15/11/2019	EFT	68132	BCP MATERIALS PTY LTD	SAND SUPPLIES	\$ 513.02
28/11/2019	EFT	68437	BE INGRAM	CARPENTRY SERVICES	\$ 4,207.50
28/11/2019	EFT	68583	BEACHLANDS LAWNMOWING SERVICE	LAWN MOWING SERVICE	\$ 260.00
28/11/2019	EFT	68573	BEACHSIDE BUILDING & MAINTENANCE	MAINTENANCE SERVICES	\$ 1,324.00
28/11/2019	EFT	68356	BELLROCK CLEANING SERVICES PTY LTD	CLEANING SERVICES	\$ 31,350.01
22/11/2019	EFT	68188	BEN ROBINSON	STAFF REIMBURSEMENT	\$ 43.82
28/11/2019	EFT	68508	BENARA NURSRIES	NURSERY SUPPLIES	\$ 264.00
28/11/2019	EFT	68376	BENTLEY SYSTEMS PTY LTD	SUBSCRIPTION FEES	\$ 10,086.00
28/11/2019	EFT	68298	BIG BEN BUILDERS PTY LTD	PAYMENT CANCELLED	\$ -
28/11/2019	EFT	68223	BIGMATE MONITORING SERVICES PTY LTD	MONITORING SERVICES	\$ 770.00
8/11/2019	EFT	68033	BINDI NUTRITION PTY LTD	ENERGY AND NUTRITION PRODUCTS	\$ 687.66
28/11/2019	EFT	68219	BLUE TANG (WA) PTY LTD	LANDSCAPE ARCHITECTURAL SERVICES	\$ 8,976.00
28/11/2019	EFT	68291	BLUESTEEL ENTERPRISES PTY LTD	EMERGENCY RESPONSE EQUIPMENT	\$ 6,290.36
28/11/2019	EFT	68358	BLUEWATER MARINE	OUTBOARD MOTOR & PARTS	\$ 308.09
28/11/2019	EFT	68448	BOC LIMITED	GAS SERVICES	\$ 4,503.75
8/11/2019	EFT	68067	BRIAN EDWARD INGRAM	CARPENTRY SERVICES	\$ 1,567.50
8/11/2019	EFT	68024	BRIAN MCCARROLL	STAFF REIMBURSEMENT	\$ 56.90
28/11/2019	EFT	68227	BRIDGESTONE	TYRE SERVICES	\$ 647.59
28/11/2019	EFT	68570	BROADWATER BRICK PAVING	PAVING SERVICES	\$ 7,764.00
22/11/2019	EFT	68169	BS & TE CLUNING	ART SALES	\$ 891.00
15/11/2019	EFT	68122	BSEWA	ELECTRICAL SERVICES	\$ 561.71
28/11/2019	EFT	68503	BSEWA	ELECTRICAL SERVICES	\$ 50,105.59
28/11/2019	EFT	68464	BUCHER MUNICIPAL PTY LTD	ENGINEERING - PLANT SPARES & SERVICING	\$ 381.94
28/11/2019	EFT	68367	BUNBURY HARVEY REGIONAL COUNCIL	WASTE DISPOSAL	\$ 2,589.30
28/11/2019	EFT	68388	BUNBURY MOWER SERVICE	SALES AND SERVICES SMALL ENGINES	\$ 390.00
28/11/2019	EFT	68210	BUNBURY TRUCKS	PLANT PURCHASES / SERVICES / PARTS	\$ 327.40
28/11/2019	EFT	68506	BUNNINGS BUILDING SUPPLIES	HARDWARE SUPPLIES	\$ 3,681.70
28/11/2019	EFT	68539	BURKE AIR PTY LTD	AIR CONDITIONING SERVICES	\$ 7,749.94
15/11/2019	EFT	68086	BUSSELTON AGRICULTURAL SERVICES (WA) PTY	RURAL SUPPLIES	\$ 4,916.30
28/11/2019	EFT	68235	BUSSELTON BEARING SERVICES	BEARING SUPPLIES	\$ 2,963.36
28/11/2019	EFT	68504	BUSSELTON BOWLING CLUB INC	BOWLING CLUB HIRE	\$ 530.00
28/11/2019	EFT	68519	BUSSELTON CHAMBER OF COMMERCE AND INDUSTRY	BUY LOCAL GIFT VOUCHER	\$ 200.00
28/11/2019	EFT	68201	BUSSELTON HYDRAULIC SERVICES INC	HYDRAULIC SERVICES	\$ 2,792.27
15/11/2019	EFT	68125	BUSSELTON JETTY INC.	JETTY WALK PASSES TO GP DOWN SOUTH	\$ 148.00
28/11/2019	EFT	68520	BUSSELTON JETTY INC.	TCWA GALA AWARD PRIZES	\$ 179.10
28/11/2019	EFT	68225	BUSSELTON LOCKSMITH	SECURITY SUPPLIES	\$ 625.35
28/11/2019	EFT	68476	BUSSELTON MOTORS	VEHICLE PURCHASES / SERVICES / PARTS	\$ 924.76
28/11/2019	EFT	68492	BUSSELTON MULTI SERVICE	ENGRAVING SERVICES	\$ 445.50
28/11/2019	EFT	68490	BUSSELTON PEST & WEED CONTROL	PEST CONTROL SERVICES	\$ 27,932.30
28/11/2019	EFT	68516	BUSSELTON PRINT IT	PRINTING SERVICES	\$ 1,458.00
28/11/2019	EFT	68472	BUSSELTON RETRAVISION - DORSETT RETAIL P	ELECTRICAL SERVICES & WHITE GOODS	\$ 548.00
28/11/2019	EFT	68330	BUSSELTON REWINDS	PLANT PURCHASES/SERVICES / PARTS	\$ 1,473.45
15/11/2019	EFT	68123	BUSSELTON STATE EMERGENCY SERVICE	PETTY CASH REIMBURSEMENT	\$ 600.80
28/11/2019	EFT	68299	BUSSELTON STOCKFEEDS & PET SUPPLIES	ANIMAL SUPPLIES	\$ 346.00

DATE	TYPE	REF#	NAME	DESCRIPTION	AMOUNT
5/11/2019	EFT	68007	BUSSELTEN TENNIS CLUB	TENNIS CLUB LOAN	\$ 49,300.00
8/11/2019	EFT	68076	BUSSELTEN TENNIS CLUB	TENNIS CLUB RELOCATION	\$ 75,010.23
28/11/2019	EFT	68494	BUSSELTEN TENNIS CLUB	TENNIS CLUB RELOCATION	\$ 27,500.00
15/11/2019	EFT	68118	BUSSELTEN TOYOTA	VEHICLE PURCHASES / SERVICES / PARTS	\$ 44,679.06
28/11/2019	EFT	68446	BUSSELTEN TOYOTA	VEHICLE PURCHASES / SERVICES / PARTS	\$ 789.45
8/11/2019	EFT	68053	C & G NORRIS	WATER CHARGES REIMBURSEMENT	\$ 439.05
28/11/2019	EFT	68287	CALIBRE PROFESSIONAL SERVICES PTY LTD	ENGINEERING & DESIGN SERVICES	\$ 4,510.00
28/11/2019	EFT	68386	CAMPBELLS	GLC KIOSK PURCHASES	\$ 911.74
15/11/2019	EFT	68091	CAPE CONTAINERS	STORAGE AND EQUIPMENT HIRE	\$ 330.00
22/11/2019	EFT	68167	CAPE CONTAINERS	STORAGE AND EQUIPMENT HIRE	\$ 231.00
28/11/2019	EFT	68577	CAPE DRYCLEANERS	LINEN CLEANING SERVICES	\$ 70.60
28/11/2019	EFT	68234	CAPE LIFE PTY LTD	GARDEN SERVICES	\$ 792.00
28/11/2019	EFT	68317	CAPE SHADES	SHADE SAILS	\$ 650.00
28/11/2019	EFT	68572	CAPEL CRANE HIRE	HIRE EQUIPMENT SERVICES	\$ 9,125.88
28/11/2019	EFT	68569	CAPITAL FINANCE AUSTRALIA LTD	LEASING PAYMENTS	\$ 26,412.79
28/11/2019	EFT	68348	CASA STUDIO	NEW LOGO BUSSELTEN JETTY TOURIST PARK	\$ 4,524.95
29/11/2019	EFT	68253	CASTLEVIEW HOLDINGS PTY LTD	PAYMENT CANCELLED	\$ -
28/11/2019	EFT	68495	CCH AUSTRALIA LIMITED	SUBSCRIPTION	\$ 2,892.69
28/11/2019	EFT	68312	CENTRAL REGIONAL TAFE	TRAINING SERVICES	\$ 242.60
28/11/2019	EFT	68455	CHADSON ENGINEERING	ENGINEERING SERVICES	\$ 928.40
28/11/2019	EFT	68509	CHEM CENTRE	LABORATORY SERVICES	\$ 822.80
15/11/2019	EFT	68087	CHRISTINE SEATORY	ART SALES	\$ 143.50
28/11/2019	EFT	68513	CHUBB FIRE SAFETY	FIRE EQUIPMENT SERVICES	\$ 6,520.00
21/11/2019	EFT	68147	CITY OF BUSSELTEN	PAYROLL DEDUCTIONS	\$ 88.11
7/11/2019	EFT	68012	CITY OF BUSSELTEN CHRISTMAS CLUB	PAYROLL DEDUCTIONS	\$ 3,957.18
21/11/2019	EFT	68140	CITY OF BUSSELTEN CHRISTMAS CLUB	PAYROLL DEDUCTIONS	\$ 3,757.18
7/11/2019	EFT	68018	CITY OF BUSSELTEN-SOCIAL CLUB	SOCIAL CLUB REIMBURSEMENT	\$ 230.00
21/11/2019	EFT	68146	CITY OF BUSSELTEN-SOCIAL CLUB	SOCIAL CLUB REIMBURSEMENT	\$ 232.00
28/11/2019	EFT	68449	CJD EQUIPMENT PTY LTD	PLANT PURCHASES / SERVICES / PARTS	\$ 7,967.73
28/11/2019	EFT	68326	CLARK RUBBER	RUBBER SUPPLIER	\$ 1,608.75
28/11/2019	EFT	68526	CLEANAWAY	WASTE MANAGEMENT SERVICES	\$ 112,134.02
28/11/2019	EFT	68471	CLEANAWAY OPERATIONS PTY LTD	MAINTENANCE PARTS WASHER	\$ 947.10
28/11/2019	EFT	68321	CLEANAWAY SOLID WASTE PTY LTD	WASTE DISPOSAL SERVICES	\$ 60,541.30
28/11/2019	EFT	68540	COCA-COLA AMATIL	GLC KIOSK PURCHASES	\$ 1,546.31
28/11/2019	EFT	68279	COLES.COM.AU	COUNCIL & STAFF REFRESHMENTS	\$ 1,447.01
22/11/2019	EFT	68160	COLIN WOODFORD CARPENTRY & FINE FURNITURE	CARPENTRY SERVICES	\$ 20,323.00
28/11/2019	EFT	68289	COMBINED METAL INDUSTRIES	STEEL PRODUCTS SUPPLIER	\$ 22.00
28/11/2019	EFT	68212	COMBINED TEAM SERVICES	TRAINING SERVICES	\$ 2,069.00
28/11/2019	EFT	68307	COMMUNITY HOUSING INDUSTRY ASSOC LTD	MEMBERSHIP FEES	\$ 870.08
28/11/2019	EFT	68239	COMPLETE PORTABLES	PORTABLE TOILET HIRE	\$ 1,883.75
28/11/2019	EFT	68361	COMPUTER WEST	INFORMATION TECHNOLOGY TRAINING & SUPPLIER	\$ 2,401.50
15/11/2019	EFT	68095	CONSUME CATERING	CATERING SERVICES	\$ 2,350.00
28/11/2019	EFT	68260	CORNERSTONE CHURCH OF CHRIST INC;;CAROLS	EVENT SPONSORSHIP	\$ 2,200.00
28/11/2019	EFT	68318	CORSIGN WA PTY LTD	SIGNAGE AND TRAFFIC ACCESSORIES	\$ 2,097.70
28/11/2019	EFT	68469	COVENTRY GROUP LTD	MAINTENANCE SUPPLIES	\$ 217.44
8/11/2019	EFT	68064	COVS PARTS PTY LTD	AUTOMOTIVE PARTS	\$ 68.54
28/11/2019	EFT	68434	COVS PARTS PTY LTD	AUTOMOTIVE PARTS	\$ 39.60
8/11/2019	EFT	68026	CR CORALIE TARBOTTON	COUNCILLOR PAYMENT	\$ 1,734.39
8/11/2019	EFT	68025	CR JOHN McCALLUM	COUNCILLOR PAYMENT	\$ 3,165.66
8/11/2019	EFT	68047	CR KELLY LINDA HICK	COUNCILLOR PAYMENT	\$ 3,377.13
8/11/2019	EFT	68068	CR KM COX	COUNCILLOR PAYMENTS	\$ 912.84
8/11/2019	EFT	68046	CR LYNDON MILES	COUNCILLOR PAYMENT	\$ 2,829.81
8/11/2019	EFT	68037	CR PT CARTER	COUNCILLOR PAYMENT	\$ 2,829.81
8/11/2019	EFT	68035	CR ROBERT REEKIE	COUNCILLOR PAYMENT	\$ 1,734.39
8/11/2019	EFT	68036	CR ROSS PAINE	COUNCILLOR PAYMENT	\$ 2,829.81
8/11/2019	EFT	68065	CR. J BARRETT-LENNARD	COUNCILLOR PAYMENT	\$ 730.27
8/11/2019	EFT	68062	CR. SUSAN RICCELLI	COUNCILLOR PAYMENT	\$ 912.84
28/11/2019	EFT	68531	CRACKPOTS	STINGER NET SUPPLIER	\$ 956.00
28/11/2019	EFT	68245	CRANFORD PLUMBING PTY LTD	PLUMBING SERVICES	\$ 13,639.64
28/11/2019	EFT	68283	CREATIVE EIGHT STUDIO	DESIGN SERVICES	\$ 1,200.00
28/11/2019	EFT	68538	CROSS SECURITY SERVICES	SECURITY SERVICES	\$ 2,875.60
7/11/2019	EFT	68017	CSA OFFICIAL RECEIPTS ACCOUNT	SALARY DEDUCTIONS	\$ 1,715.43
21/11/2019	EFT	68145	CSA OFFICIAL RECEIPTS ACCOUNT	SALARY DEDUCTIONS	\$ 1,715.43
7/11/2019	EFT	68013	CSDA EMPLOYERS EFT	DHS CENTRELINK PROGRAM PAYMENTS	\$ 158.26
21/11/2019	EFT	68141	CSDA EMPLOYERS EFT	DHS CENTRELINK PROGRAM PAYMENTS	\$ 213.15
28/11/2019	EFT	68353	CSSTECH GROUP PTY LTD	ICT SERVICES	\$ 2,167.22
28/11/2019	EFT	68273	D MCKENZIE T/A LITORIA ECOSERVICES	CONSULTANCY AND CONTRACTED SERVICES	\$ 29,931.00
28/11/2019	EFT	68198	DANTERR AGENCIES	MAINTENANCE SERVICES	\$ 1,408.00
8/11/2019	EFT	68052	DARRYL AND LEONIE STEAD	WATER CHARGES REIMBURSEMENT	\$ 128.95
28/11/2019	EFT	68189	DATA 3 LIMITED	COMPUTER SOFTWARE SUPPLIER	\$ 279,231.06
28/11/2019	EFT	68450	DAVID GRAY & CO	GARBAGE BINS & PARTS SUPPLIER	\$ 1,969.00
28/11/2019	EFT	68511	DAVID MILDWATERS ELECTRICAL	ELECTRICAL & MAINTENANCE SERVICES	\$ 17,192.42
28/11/2019	EFT	68497	DAYMASTER PTY LTD	BUILDING PRODUCT SUPPLIER	\$ 1,339.22
28/11/2019	EFT	68306	DENADA SURVEYS PTY LTD	SURVEYING SERVICES	\$ 7,903.50
28/11/2019	EFT	68262	DEPARTMENT OF HUMAN SERVICES	CHARGES FOR CENTREPAY FACILITY	\$ 142.56
28/11/2019	EFT	68310	DEPARTMENT OF PLANNING, LANDS AND HERITAGE	LEASE AGREEMENT	\$ 1,374.25
28/11/2019	EFT	68194	DEPARTMENT OF PREMIER AND CABINET STATE	LEGAL PUBLICATIONS	\$ 211.40
28/11/2019	EFT	68222	DEPARTMENT OF TRANSPORT	VEHICLE OWNERSHIP SEARCHES	\$ 122.40
8/11/2019	EFT	68043	DEPARTMENT OF WATER AND ENVIRONMENT	ANNUAL LICENCE FEE	\$ 6,502.03
22/11/2019	EFT	68165	DEPARTMENT OF WATER AND ENVIRONMENT	ANNUAL LICENCE FEE	\$ 1,624.00
28/11/2019	EFT	68340	DEPARTMENT OF WATER AND ENVIRONMENT REGULATION	ENVIRONMENTAL SERVICES	\$ 500.00
28/11/2019	EFT	68341	DEPT OF BIODIVERSITY & CONSERVATION	CONSULTING SERVICES	\$ 3,567.50
28/11/2019	EFT	68422	DEPT OF BIODIVERSITY, CONSERVATION AND A	NEARER TO NATURE WORKSHOP	\$ 180.00
28/11/2019	EFT	68562	DOOR HARDWARE SOLUTIONS	HARDWARE SUPPLIES & DOOR FURNITURE	\$ 6,011.72
28/11/2019	EFT	68354	DORSOGNA LIMITED	ICE CREAM AND SMALL GOODS GLC CAFÉ	\$ 1,787.26
28/11/2019	EFT	68444	DOTS POTS & OFFICE FURNITURE	OFFICE FURNITURE SUPPLIER	\$ 354.00
28/11/2019	EFT	68308	DOUTH CONTRACTING	PROPERTY & GARDEN MAINTENANCE	\$ 5,413.85

DATE	TYPE	REF#	NAME	DESCRIPTION	AMOUNT
28/11/2019	EFT	68478	DUNSBOROUGH BOBCAT SERVICE	EARTHMOVING - BOBCAT HIRE	\$ 6,765.00
28/11/2019	EFT	68259	DUNSBOROUGH HARDWARE & HOME CENTRE	HARDWARE SERVICES	\$ 51.95
28/11/2019	EFT	68193	DUNSBOROUGH JUNIOR SOCCER CLUB INC	COMMUNITY BID	\$ 7,500.00
28/11/2019	EFT	68314	DUTCH IMPORTS PTY LTD - AL FORNO	CATERING	\$ 1,130.00
28/11/2019	EFT	68530	DUXTON HOTEL	ACCOMMODATION	\$ 296.00
28/11/2019	EFT	68266	DYMOCKS BUSSELTON	LIBRARY RESOURCES	\$ 108.65
22/11/2019	EFT	68180	E & P CRONIN	COUNCILLOR PAYMENTS	\$ 912.84
15/11/2019	EFT	68120	EAGLE BAY BUSHFIRE BRIGADE	PETTY CASH REIMBURSEMENT	\$ 138.15
28/11/2019	EFT	68517	EBSCO AUSTRALIA	MAGAZINE SUBSCRIPTIONS	\$ 3,393.29
28/11/2019	EFT	68296	ECHO FIELD PTY LTD	BUSH FIRE INSPECTION WORKS/WEED CONTROL	\$ 5,962.00
28/11/2019	EFT	68409	ECOEDGE ENVIRONMENTAL SERVICES	FLORA AND VEGETATION ASSESSMENT	\$ 2,000.00
28/11/2019	EFT	68447	ECOSYSTEMS SOLUTIONS	CONSULTANCY SERVICES	\$ 15,039.38
28/11/2019	EFT	68373	EIS CONTROL PTY LTD	ELECTRICAL SERVICES	\$ 10,092.50
22/11/2019	EFT	68163	ELAMOORE NATURAL SOAPS & COSMETICS PTY L	ART SALES	\$ 50.05
28/11/2019	EFT	68190	ELLIOTS IRRIGATION PTY LTD	IRRIGATION SERVICES	\$ 860.20
28/11/2019	EFT	68499	ELLIOTS SMALL ENGINES	PLANT PURCHASES / SERVICES / PARTS	\$ 26.95
28/11/2019	EFT	68351	EMERG SOLUTIONS PTY LTD	BROADCAST ALERT APP	\$ 520.00
28/11/2019	EFT	68238	ENVIRONEX INTERNATIONAL PTY LTD	POOL CHEMICALS FOR GLC	\$ 2,007.10
28/11/2019	EFT	68200	ENVISIONWARE PTY LTD	LIBRARY RESOURCES	\$ 2,606.24
22/11/2019	EFT	68173	ERIC STOVELD - DJ ERIK	DJ SERVICES	\$ 350.00
28/11/2019	EFT	68380	ESPLANADE HOTEL	ACCOMMODATION	\$ 120.00
28/11/2019	EFT	68359	E-STATION PTY LTD	MAINTENANCE ON DC CHARGING STATION	\$ 3,500.00
28/11/2019	EFT	68527	EVERYDAY POTTED PLANTS	NURSERY SERVICES	\$ 393.80
28/11/2019	EFT	68452	FENNESSY'S	VEHICLE PURCHASES / SERVICES / PARTS	\$ 86,734.94
28/11/2019	EFT	68204	FIRE AND SAFETY WA	FIRE EQUIPMENT SUPPLIER & SUPPORT	\$ 177.76
28/11/2019	EFT	68453	FORPARK AUSTRALIA	PARK FURNITURE SUPPLIER	\$ 1,056.00
28/11/2019	EFT	68362	FOWLER SURVEYS	WYDDUP ROAD SURVEY	\$ 2,673.00
28/11/2019	EFT	68392	FRANK SUTTON	WATER CHARGES REIMBURSEMENT	\$ 84.90
8/11/2019	EFT	68044	FRESH AS	DAIRY SUPPLIES GLC	\$ 325.95
28/11/2019	EFT	68343	FRESH AS	REFRESHMENTS	\$ 409.35
28/11/2019	EFT	68329	FYFE PTY LTD	CONTAMINATED LAND AUDITOR SERVICES	\$ 5,555.00
15/11/2019	EFT	68113	G & M CLARK	BITP REFUND	\$ 62.00
28/11/2019	EFT	68544	GANNAWAYS CHARTER AND TOURS	BUS HIRE SERVICE	\$ 485.00
28/11/2019	EFT	68525	GAS-IT PIPE CONTRACTING	GAS SERVICES	\$ 1,192.95
28/11/2019	EFT	68454	GEMI PTY LTD	MAINTENANCE SERVICES	\$ 1,348.99
8/11/2019	EFT	68063	GEO CABINETS	CARPENTRY SERVICES	\$ 462.00
28/11/2019	EFT	68426	GEO ORGANICS	FRUIT AND VEGETABLES	\$ 600.00
28/11/2019	EFT	68335	GEOBOX PTY LTD	VEHICLE CAMERAS	\$ 528.00
28/11/2019	EFT	68546	GEOGRAPHE CAMPING AND TACKLE WORLD	OUTDOOR EQUIPMENT SUPPLIER	\$ 229.90
28/11/2019	EFT	68320	GEOGRAPHE COMMUNITY LANDCARE NURSERY	NURSERY SUPPLIES	\$ 460.00
28/11/2019	EFT	68549	GEOGRAPHE SAWS AND MOWERS	PLANT PURCHASES / SERVICES / PARTS	\$ 239.00
28/11/2019	EFT	68457	GEOGRAPHE TIMBER & HARDWARE	HARDWARE SUPPLIES	\$ 2,009.82
28/11/2019	EFT	68309	GEOGRAPHE UNDERGROUND SERVICES	UNDERGROUND SERVICES	\$ 1,452.00
28/11/2019	EFT	68428	GEOSPREAD	GREEN WASTE MULCHING	\$ 20,407.21
29/11/2019	EFT	68533	GHD PTY LTD	PAYMENT CANCELLED	\$ -
28/11/2019	EFT	68518	GLOBE AUSTRALIA PTY LTD	URBAN PEST CONTROL AND PUBLIC HEALTH	\$ 30,782.40
28/11/2019	EFT	68536	GLOBE SIGN CO.	SIGNAGE SERVICES	\$ 8,255.50
28/11/2019	EFT	68395	GOLDCORP AUSTRALIA	CITIZENSHIP COINS	\$ 514.80
7/11/2019	EFT	68009	GR & LC CHRISTIAN	RENTAL LEASE AGREEMENT	\$ 1,240.00
21/11/2019	EFT	68137	GR & LC CHRISTIAN	RENTAL LEASE AGREEMENT	\$ 1,240.00
28/11/2019	EFT	68249	GRACE RECORDS MANAGEMENT (AUSTRALIA) PTY	STORAGE SERVICES	\$ 431.76
28/11/2019	EFT	68275	GRANITE NETWORKS PTY LTD	IT SERVICES AND HARDWARE	\$ 5,896.00
8/11/2019	EFT	68021	GRANT HENLEY	COUNCILLOR PAYMENT	\$ 10,622.75
28/11/2019	EFT	68548	GRASSIAS TURF MANAGEMENT	CRICKET PITCH MANAGEMENT SERVICES	\$ 3,900.00
28/11/2019	EFT	68425	GREGORY CLIFTON	WATER REIMBURSEMENT	\$ 104.05
28/11/2019	EFT	68304	GRILLAZ AUSTRALIA-PEKO PEKO	EVENT ACTIVITY SUPPLY	\$ 75.00
28/11/2019	EFT	68456	GROCKOCK GLASS	GLASS WORK SERVICES	\$ 1,909.20
28/11/2019	EFT	68331	GT FABRICATION	WELDING SERVICES	\$ 6,347.00
28/11/2019	EFT	68558	GUMPTION PTY LTD	ADVERTISING & PUBLICATION SERVICES	\$ 1,915.00
22/11/2019	EFT	68178	HAMPTON PARK PTY LTD	RATE REFUND	\$ 7,609.46
28/11/2019	EFT	68467	HANSON CONSTRUCTION MATERIALS PTY LTD	CONCRETE SERVICES	\$ 20,045.30
28/11/2019	EFT	68575	HART SPORT	SPORT EQUIPMENT SUPPLIER	\$ 787.00
22/11/2019	EFT	68176	HEALTH DIRECTION PTY LTD	BOND REFUND	\$ 200.00
28/11/2019	EFT	68269	HEALTHSCOPE MEDICAL CENTRE PTY LTD	MEDICAL SERVICES	\$ 159.50
28/11/2019	EFT	68270	HEALTHSCOPE MEDICAL CENTRES	MEDICAL SERVICES	\$ 510.00
28/11/2019	EFT	68230	HEATLEYS SAFETY & INDUSTRIAL	SAFETY EQUIPMENT	\$ 908.05
28/11/2019	EFT	68576	HERTZ AUSTRALIA	VEHICLE RENTAL SERVICES	\$ 56.28
7/11/2019	EFT	68008	HIF	HEALTH INSURANCE	\$ 247.85
21/11/2019	EFT	68136	HIF	HEALTH INSURANCE	\$ 247.85
28/11/2019	EFT	68404	HIFX LIMITED CLIENT SECURITY TRUST ACC	ELECTRONIC VISITOR MANAGEMENT SYSTEM	\$ 140.00
28/11/2019	EFT	68579	HIP POCKET WORKWEAR	UNIFORMS & PROTECTIVE CLOTHING	\$ 2,045.85
8/11/2019	EFT	68050	IAN & FRIDA ROBERTSON	WATER CHARGES REIMBURSEMENT	\$ 94.35
22/11/2019	EFT	68184	IC DEVELOPMENTS PTY LTD T/AS INNOVEST CO	CONSTRUCTION SERVICES	\$ 2,376.00
28/11/2019	EFT	68396	ILLION AUSTRALIA PTY LTD	BUSINESS NAME AND COMPANY SEARCHES	\$ 96.45
28/11/2019	EFT	68334	INDIAN OCEAN LONGBOARD CLUB INC	EQUIPMENT GRANT	\$ 2,000.00
28/11/2019	EFT	68247	INFOCOUNCIL PTY LTD	SOFTWARE SERVICES	\$ 847.00
28/11/2019	EFT	68199	INSTANT RACKING	SHELVING & STORAGE SERVICES	\$ 1,289.00
15/11/2019	EFT	68119	INSTANT WEIGHT PTY LTD	SCALE REPAIRER / CALIBRATION SERVICES	\$ 1,397.00
28/11/2019	EFT	68365	INTERFIRE AGENCIES PTY LTD	FIRE, SAFETY, EMERGENCY EQUIPMENT	\$ 1,949.91
28/11/2019	EFT	68240	IRONMAN AUSTRALIA	EVENT SERVICES	\$ 214,500.00
28/11/2019	EFT	68479	JACKSON'S DRAWING SUPPLIES	ART EQUIPMENT SUPPLIES	\$ 197.07
8/11/2019	EFT	68032	JACQUELINE HAPP	STAFF REIMBURSEMENT	\$ 118.02
22/11/2019	EFT	68154	JALINDIA GALLERY & FRAMERS	ART SALES	\$ 28.00
28/11/2019	EFT	68459	JASON SIGN MAKERS	SIGNAGE SUPPLIES	\$ 74.80
28/11/2019	EFT	68369	JCW ELECTRICAL GROUP PTY LTD	ELECTRICAL CONTRACTING	\$ 2,263.04
8/11/2019	EFT	68042	JENNIFER BROWN	ART SALES	\$ 95.20
22/11/2019	EFT	68162	JENNIFER BROWN	ART SALES	\$ 102.40

DATE	TYPE	REF#	NAME	DESCRIPTION	AMOUNT
22/11/2019	EFT	68187	JHF & CM POLLITT	ART SALES	\$ 200.00
28/11/2019	EFT	68209	JIGSAW SIGNS & PRINT	SIGNAGE SERVICES	\$ 110.00
28/11/2019	EFT	68267	JIMS FIRST	HARDWARE SUPPLIES	\$ 205.20
28/11/2019	EFT	68221	JL CRUMMEY T/A FIRST CLASS TRAINING	TRAINING SERVICES	\$ 1,105.50
28/11/2019	EFT	68097	JODIE GOLDRING	PAYMENT CANCELLED	\$ -
15/11/2019	EFT	68116	JOY WATUNG	RATES REFUND	\$ 71.05
8/11/2019	EFT	68051	JUDITH TOOKE	WATER CHARGES REIMBURSEMENT	\$ 86.55
28/11/2019	EFT	68566	JUICE PRINT	PRINTING SERVICES & SIGN MAINTENANCE	\$ 1,304.00
22/11/2019	EFT	68175	JW PENNINGTON	CROSSOVER CONTRIBUTION	\$ 255.80
15/11/2019	EFT	68126	KALLOORUP BUSHFIRE BRIGADE	PETTY CASH REIMBURSEMENT	\$ 133.90
28/11/2019	EFT	68315	KATHERINE M GARNETT	WELLNESS PROGRAM	\$ 980.00
28/11/2019	EFT	68461	KD POWER	MAINTENANCE SERVICES	\$ 50.00
28/11/2019	EFT	68412	KEEL RESOURCES PTY LTD	CONSULTING SERVICES	\$ 2,640.00
28/11/2019	EFT	68213	KEEN BOYS TRANSPORT PTY LTD	MR LICENCE TRAINING	\$ 2,510.00
22/11/2019	EFT	68171	KELLY MCGORLICK	REIMBURSE OVERPAID ANIMAL REGISTRATION	\$ 402.50
28/11/2019	EFT	68390	KEVIN NEWELL	WATER CHARGES REIMBURSEMENT	\$ 56.00
28/11/2019	EFT	68276	KLEENHEAT NATURAL GAS	KOOKABURRA CP NATURAL GAS	\$ 1,043.60
28/11/2019	EFT	68377	KMART BUSSELTON	RETAIL HOME WARES	\$ 67.25
22/11/2019	EFT	68183	KN & JB ANDERSON	ART SALES	\$ 45.50
8/11/2019	EFT	68041	KURY-ROMER CONSTRUCTION P/L	REIMBURSE DAMAGED MIRROR	\$ 139.00
28/11/2019	EFT	68473	LANDGATE (VALUER GENERAL'S OFFICE)	LAND VALUATIONS	\$ 6,403.42
28/11/2019	EFT	68466	LANDGATE CUSTOMER ACCOUNT	LAND INFORMATION AND TITLE SEARCHES	\$ 470.20
28/11/2019	EFT	68224	LANDSAVE ORGANICS	LANDSCAPING SERVICE	\$ 10,670.00
28/11/2019	EFT	68385	LANDSCAPE AND MAINTENANCE SOLUTIONS PTY	LANDSCAPING SERVICES	\$ 4,698.10
15/11/2019	EFT	68102	LARAIN KINGDON	BOND REFUND	\$ 100.00
28/11/2019	EFT	68236	LARRY PRICE	MECHANICAL SERVICES	\$ 36.52
28/11/2019	EFT	68554	LD TOTAL	LANDSCAPING SERVICES	\$ 44,669.90
22/11/2019	EFT	68186	LE & OG ISBEL	ART SALES	\$ 204.00
15/11/2019	EFT	68096	LEANNE MANJI	BOND REFUND	\$ 60.00
8/11/2019	EFT	68059	LEE KINSELLA	CITY OF BUSSELTON ART PRIZE EXPENSE	\$ 83.35
22/11/2019	EFT	68152	LEEUWIN CIVIL PTY LTD	HIRE PLANT & EQUIPMENT SERVICES	\$ 87,257.50
28/11/2019	EFT	68205	LEEUWIN CIVIL PTY LTD	HIRE EQUIPMENT SERVICES	\$ 6,382.75
28/11/2019	EFT	68545	LEEUWIN TRANSPORT	COURIER SERVICES	\$ 1,610.28
28/11/2019	EFT	68493	LEISURE INSTITUTE OF WA AQUATICS INC	TRAINING SERVICES	\$ 396.00
28/11/2019	EFT	68398	LIFE READY PHYSIO & PILATES BUSSELTON	MUSCULOSKELETAL FUNCTIONAL CAPACITY	\$ 528.00
15/11/2019	EFT	68127	LINCOLN HIGGINS	WELDING SERVICES	\$ 3,861.00
28/11/2019	EFT	68405	LIVING MADLY PTY LTD	BAKERY CATERING	\$ 801.75
28/11/2019	EFT	68582	LOCAL GOVERNMENT PROFESSIONALS AUSTRALIA	TRAINING SERVICES	\$ 2,401.00
28/11/2019	EFT	68542	LOCK AROUND THE CLOCK	SECURITY SERVICES	\$ 2,332.08
28/11/2019	EFT	68284	LOTX FILTER CLEANING SERVICE	PLANT FILTER CLEANING SERVICE	\$ 635.37
15/11/2019	EFT	68130	MAIA FINANCIAL	RECEIPT PRINTING HARDWARE	\$ 454.30
28/11/2019	EFT	68567	MAIA FINANCIAL	LEASING PAYMENTS	\$ 137,887.34
15/11/2019	EFT	68121	MAJOR MOTORS PTY LTD	PLANT PURCHASES / SERVICES / PARTS	\$ 411.73
28/11/2019	EFT	68485	MAJOR MOTORS PTY LTD	PLANT PURCHASES / SERVICES / PARTS	\$ 42.36
28/11/2019	EFT	68463	MALATESTA ROAD PAVING	ROAD HOTMIX / PAVING SERVICES	\$ 124,992.12
28/11/2019	EFT	68524	MALCOLM THOMPSON PUMPS	PUMP SERVICES	\$ 773.30
28/11/2019	EFT	68565	MARAGLAD HOLDINGS PTY LTD	FIRE CONTROL SERVICES	\$ 21,268.50
22/11/2019	EFT	68164	MARGARET KEALL	ART SALES	\$ 28.00
22/11/2019	EFT	68156	MARGARET PARKE	ART SALES	\$ 76.80
28/11/2019	EFT	68280	MARGARET RIVER BUSSELTON TOURISM ASSOCIATION	CLEANING LEASE AND SERVICE AGREEMENT	\$ 3,944.34
28/11/2019	EFT	68248	MARGARET RIVER FENCING	FENCING MAINTENANCE SERVICES	\$ 6,413.00
29/11/2019	EFT	68333	MARGARET RIVER ORGANIC FARMER	PAYMENT CANCELLED	\$ -
15/11/2019	EFT	68101	MARIE CHAUVEAU	BOND REFUND	\$ 100.00
28/11/2019	EFT	68438	MARIETA SIMMONS	ANIMAL REGISTRATION REFUND	\$ 77.50
28/11/2019	EFT	68282	MARKETFORCE PTY LTD	ADVERTISING SERVICES	\$ 6,845.80
28/11/2019	EFT	68345	MCINTOSH & SON	PLANT PURCHASES/SERVICES/PARTS	\$ 1,557.25
28/11/2019	EFT	68427	MDM ENTERTAINMENT PTY LTD	DVD AND CD SUPPLY TO LIBRARY	\$ 1,126.34
28/11/2019	EFT	68443	ME RAINEY T/AS PK COURIERS	COURIER SERVICES	\$ 429.00
28/11/2019	EFT	68421	MECHANICAL PROJECT SERVICES	AIR-CONDITIONING & REFRIGERATION SERVICES	\$ 9,012.30
28/11/2019	EFT	68208	MEDELECT	DEFIBRILLATOR MAINTENANCE	\$ 653.40
28/11/2019	EFT	68339	MERCURE HOTEL PERTH	ACCOMMODATION	\$ 646.00
8/11/2019	EFT	68058	MICHAEL FRANCAS	ART SALES	\$ 2,030.00
28/11/2019	EFT	68382	MICHAEL SHERRY PAINTING AND DECORATING P	PAINTING SERVICES	\$ 2,420.00
8/11/2019	EFT	68048	MICHAEL VIVIAN	ART SALES	\$ 28.00
15/11/2019	EFT	68105	MICHELLE WHEELER	BITP REFUND	\$ 52.00
15/11/2019	EFT	68093	MIKE MORGAN	WATER CHARGES REIMBURSEMENT	\$ 456.65
28/11/2019	EFT	68571	MJB INDUSTRIES	DRAINAGE SUPPLIES	\$ 20,533.70
22/11/2019	EFT	68155	MP & M EVERUSS	STAFF REIMBURSEMENT	\$ 142.91
22/11/2019	EFT	68151	MR & MRS D HADDON	ART SALES	\$ 45.50
28/11/2019	EFT	68196	MR SUSHI	CATERING	\$ 240.00
28/11/2019	EFT	68440	MULE CREATIVE	VIDEOGRAPHY AND GRAPHIC DESIGN	\$ 994.40
8/11/2019	EFT	68031	NALDA HOSKINS DESIGN	ART SALES	\$ 234.00
22/11/2019	EFT	68159	NALDA HOSKINS DESIGN	ART SALES	\$ 190.80
28/11/2019	EFT	68290	NATURALISTE HYGIENE SERVICES	HYGIENE SERVICES	\$ 7,582.01
28/11/2019	EFT	68379	NATURALISTE TURF	TURF MAINTENANCE SERVICES	\$ 39,123.74
28/11/2019	EFT	68408	NETSTAR AUSTRALIA PTY LTD	SD CARDS FRO WASTE TRUCK TRAINING	\$ 129.80
28/11/2019	EFT	68580	NEVERFAIL SPRINGWATER LTD	WATER REFILL SERVICE - DUNS WASTE FACILITY	\$ 402.10
22/11/2019	EFT	68170	NEW IMAGE LANDSCAPING AND MAINTENANCE	LANDSCAPE MAINTENANCE	\$ 3,021.70
28/11/2019	EFT	68397	NEW IMAGE LANDSCAPING AND MAINTENANCE	LANDSCAPE MAINTENANCE	\$ 2,425.50
8/11/2019	EFT	68056	NEWTOUCH	TOUCHSCREEN SELF-SERVICES KIOSK	\$ 8,021.20
28/11/2019	EFT	68465	NICHOLLS MACHINERY	PLANT PURCHASES / SERVICES / PARTS	\$ 3,668.34
8/11/2019	EFT	68066	NIGEL PETER MCCOMBE	CONSULTANT PROJECT MANAGEMENT	\$ 3,300.00
28/11/2019	EFT	68384	NIGHTLIFE MUSIC PTY LTD	MUSIC AND VIDEO SUBSCRIPTION SERVICES	\$ 814.00
28/11/2019	EFT	68220	NL & KE SEARLE	STAFF REIMBURSEMENT	\$ 90.00
28/11/2019	EFT	68305	NORTH METROPOLITAN TAFE	TRAINING SERVICES	\$ 1,697.50
8/11/2019	EFT	68034	OCEAN AIR CARPET CARE	CLEANING SERVICES	\$ 44.00
15/11/2019	EFT	68085	OCEAN AIR CARPET CARE	CLEANING SERVICES	\$ 3,543.10

DATE	TYPE	REF#	NAME	DESCRIPTION	AMOUNT
15/11/2019	EFT	68134	OCEAN AIR CARPET CARE	CLEANING SERVICES	\$ 35,165.90
28/11/2019	EFT	68254	OCEANIC MARINE	MARINE SERVICES	\$ 144.90
28/11/2019	EFT	68350	OFFICEWORKS	OFFICE EQUIPMENT SERVICES & SUPPLIES	\$ 834.00
28/11/2019	EFT	68419	OILVAC AUSTRALIA PTY LTD	OIL CHANGING EQUIPMENT	\$ 1,339.80
8/11/2019	EFT	68020	OLIVER DARBY	STAFF REIMBURSEMENT	\$ 79.99
29/11/2019	EFT	68578	ONEMUSIC AUSTRALIA	MUSIC LICENSES	\$ -
28/11/2019	EFT	68374	ONSITE RENTAL GROUP OPERATIONS PTY LTD	DRY HIRE	\$ 18,336.87
15/11/2019	EFT	68080	OPTUS BILLING SERVICES PTY LTD	FIXED INTERNET ACCESS	\$ 3,067.20
28/11/2019	EFT	68547	ORBIT HEALTH & FITNESS SOLUTIONS	GYM EQUIPMENT SUPPLIER	\$ 476.99
28/11/2019	EFT	68420	OTTILIA ECOLOGY	ENVIRONMENTAL CONSULTANT	\$ 10,037.50
28/11/2019	EFT	68552	OUTSIDE INFLUENCE	BUILDING MAINTENANCE	\$ 690.00
28/11/2019	EFT	68349	OVERFLOW INDUSTRIAL PTY LTD	ELECTRICAL ENGINEERING AND DESIGN	\$ 1,199.62
8/11/2019	EFT	68073	OWEN ISBEL	ART SALES	\$ 80.00
15/11/2019	EFT	68114	P & N SIBSON	BITP REFUND	\$ 62.00
28/11/2019	EFT	68551	PACIFIC BIOLOGICS WAREHOUSE	CHEMICAL SERVICES	\$ 9,704.04
8/11/2019	EFT	68030	PANCAKE DESIGNS RESIN	ART SALES	\$ 77.00
22/11/2019	EFT	68158	PANCAKE DESIGNS RESIN	ART SALES	\$ 164.50
28/11/2019	EFT	68436	PARMELIA HILTON HOTEL	ACCOMMODATION	\$ 959.30
28/11/2019	EFT	68328	PASSMORE AUTOMOTIVE	VEHICLE MAINTENANCE SERVICES	\$ 436.15
8/11/2019	EFT	68055	PAUL GUNNING	STAFF REIMBURSEMENT	\$ 119.53
22/11/2019	EFT	68179	PAUL STEPHENSON	STAFF REIMBURSEMENT	\$ 100.00
28/11/2019	EFT	68474	PENDREY AGENCIES P/L	CHEMICAL / RURAL SUPPLIES	\$ 1,858.63
28/11/2019	EFT	68357	PERON NATURALISTE PARTNERSHIP	ANNUAL MEMBERSHIP FEE & CONTRIBUTION	\$ 29,071.04
15/11/2019	EFT	68089	PERRON DEVELOPMENT P/L & STAWELL P/L	WATER IRRIGATION CHARGES	\$ 6,376.12
15/11/2019	EFT	68117	PETER GERVASI	BITP REFUND	\$ 62.00
22/11/2019	EFT	68157	PHASE 3 LANDSCAPE CONSTRUCTION PTY LTD	LANDSCAPING SERVICES	\$ 30,562.70
8/11/2019	EFT	68022	PHIL HOLLETT PHOTOGRAPHY	ART SALES	\$ 125.30
28/11/2019	EFT	68202	PHIL HOLLETT PHOTOGRAPHY	ART SALES	\$ 34.30
8/11/2019	EFT	68039	PHOEBE BUNTAIN-BARRIE	STAFF REIMBURSEMENT	\$ 159.90
22/11/2019	EFT	68161	PHOEBE BUNTAIN-BARRIE	STAFF REIMBURSEMENT	\$ 179.00
28/11/2019	EFT	68268	PICTON CIVIL PTY LTD	DEMOLISHING SERVICES	\$ 19,706.50
15/11/2019	EFT	68110	PIERCE BRADLEY	BITP REFUND	\$ 62.00
8/11/2019	EFT	68069	PIETER WILLERS	BOND REFUND	\$ 100.00
28/11/2019	EFT	68375	PLE COMPUTERS	IT GOODS	\$ 69.26
28/11/2019	EFT	68197	POSITION PARTNERS	MEASURING TAPE SUPPLY	\$ 66.00
28/11/2019	EFT	68399	POWER MEDICAL CENTRE	PRE EMPLOYMENT MEDICAL	\$ 957.00
28/11/2019	EFT	68484	PRESTIGE PRODUCTS	HOSPITALITY AND CLEANING EQUIPMENT SUPPLIER	\$ 431.53
15/11/2019	EFT	68090	PRIME MEDIA GROUP	ADVERTISING SERVICES	\$ 7,431.60
28/11/2019	EFT	68346	PRIME MEDIA GROUP	ADVERTISING SERVICES	\$ 1,622.50
28/11/2019	EFT	68244	PROCARE LOCKSMITHS	LOCKSMITH AND SECURITY SERVICES	\$ 368.00
28/11/2019	EFT	68480	PRO-LINE KERBING	KERBING SERVICES	\$ 35,948.22
28/11/2019	EFT	68300	PVR INDUSTRIAL PTY LTD	REACTIVE WORKS FOR SEWERAGE ISSUES	\$ 533.50
28/11/2019	EFT	68391	QCLICK & KANGA HOSTING AUSTRALIA	WEBSITE HOSTING SERVICES	\$ 449.99
28/11/2019	EFT	68265	QUALITY PRESS	PRINTING SERVICES	\$ 583.66
22/11/2019	EFT	68185	RALPH BEATTIE BOSWORTH PTY LTD	CONSTRUCTION CONSULTANCY	\$ 5,940.00
15/11/2019	EFT	68094	REBECCA HUTCHINSON	BOND REFUND	\$ 100.00
28/11/2019	EFT	68417	REHABILITATION SERVICES BY ALTIUS	VOCATIONAL REHABILITATION SERVICES	\$ 733.00
28/11/2019	EFT	68487	REPCO AUTO PARTS	PLANT PURCHASES / SERVICES / PARTS	\$ 362.40
28/11/2019	EFT	68532	RICOH BUSINESS CENTRE	OFFICE EQUIPMENT SERVICES - PHOTOCOPYING	\$ 8,378.88
28/11/2019	EFT	68352	RID AUSTRALIA	INSECT REPELLENT	\$ 967.56
28/11/2019	EFT	68564	RMS (AUST)P/L	SOFTWARE SERVICES	\$ 141.90
28/11/2019	EFT	68435	ROAMING TECHNOLOGIES PTY LTD	RUGGED COMPUTERS & MOUNTING HARDWARE	\$ 44,143.00
28/11/2019	EFT	68482	RODS AUTO ELECTRICS	AUTO ELECTRICAL SERVICES	\$ 1,433.01
28/11/2019	EFT	68413	ROOF ACCESS WA	ROOF ACCESS PROVIDERS	\$ 1,375.00
15/11/2019	EFT	68106	ROSALYN STALLARD	BITP REFUND	\$ 98.00
29/11/2019	EFT	68507	ROTARY CLUB OF BUSSELTON	PAYMENT CANCELLED	\$ -
28/11/2019	EFT	68256	RST WELDING & FABRICATIONS	TRAILER MANUFACTURE	\$ 1,250.00
8/11/2019	EFT	68057	RURAL PRESS PTY LTD	ADVERTISING SERVICES	\$ 594.00
28/11/2019	EFT	68401	RUSKAS PTY LTD	CLEANING SERVICES	\$ 4,950.00
15/11/2019	EFT	68115	S J JEFFREY	RATES REFUND	\$ 229.74
22/11/2019	EFT	68177	S LAYMAN & M ROCK	BITP REFUND	\$ 97.00
15/11/2019	EFT	68103	SA & EJ BOEKELMAN	BITP REFUND	\$ 62.00
28/11/2019	EFT	68550	SAFE & SURE SECURITY PTY LTD	SECURITY SERVICES - ALARM OCCURRENCE	\$ 1,144.00
28/11/2019	EFT	68277	SANDGROPER CONTRACTING	LIQUID WASTE REMOVAL SERVICE	\$ 1,617.00
28/11/2019	EFT	68559	SANITY - BUSSELTON	LIBRARY RESOURCES	\$ 468.23
28/11/2019	EFT	68322	SARAH'S PLACE	HOMEWARE RETAILER	\$ 565.00
28/11/2019	EFT	68242	SCOPE BUSINESS IMAGING	IMAGING SERVICES	\$ 192.50
28/11/2019	EFT	68403	SCOTTISH PACIFIC BUSINESS FINANCE	TRAFFIC MANAGEMENT SERVICES	\$ 21,924.58
28/11/2019	EFT	68432	SE & SJ REYNOLDS	CATERING	\$ 1,005.25
28/11/2019	EFT	68381	SEA CHANGE NEWS	STATIONERY, NEWSPAPERS AND OFFICE SUPPLIES	\$ 436.63
28/11/2019	EFT	68355	SEAVIEW ORTHOTICS	RUBBISH PICK UP TOOLS	\$ 795.00
8/11/2019	EFT	68054	SHANE & ALEXIS JENNINGS	WATER CHARGES REIMBURSEMENT	\$ 568.10
28/11/2019	EFT	68574	SHORE COASTAL	COASTAL CONSULTANCY SERVICES	\$ 7,095.00
28/11/2019	EFT	68424	SIESTA TIME WA PTY LTD T/AS CAPE CELLARS	REFRESHMENTS	\$ 1,598.25
28/11/2019	EFT	68514	SIGMA CHEMICALS	CHEMICAL SUPPLIER - POOL	\$ 213.95
15/11/2019	EFT	68100	SIGNALEVENTS.BIZ PTY LTD	PROMOTIONAL PRODUCTS	\$ 2,150.50
7/11/2019	EFT	68011	SMARTSALARY PTY LTD	SALARY PACKAGING SERVICE	\$ 19,644.29
21/11/2019	EFT	68139	SMARTSALARY PTY LTD	SALARY PACKAGING SERVICE	\$ 18,517.49
28/11/2019	EFT	68522	SOILS AINT SOILS	NURSERY SUPPLIES	\$ 1,206.00
28/11/2019	EFT	68288	SOLOMONS FLOORING (BUSSELTON)	FLOOR COVERING SERVICE	\$ 8,863.00
28/11/2019	EFT	68250	SONIC HEALTH PLUS PTY LTD	OCCUPATIONAL HEALTH & MEDICAL SERVICES	\$ 297.00
28/11/2019	EFT	68252	SOUNDPACK SOLUTIONS	LIBRARY RESOURCES	\$ 189.20
28/11/2019	EFT	68332	SOUTH WEST BOUNCY CASTLES	BOUNCY CASTLES & BUNGEE RUNS	\$ 910.00
28/11/2019	EFT	68568	SOUTH WEST COUNSELLING	EMPLOYEE ASSISTANCE PROGRAM	\$ 4,944.50
28/11/2019	EFT	68470	SOUTH WEST MACHINING CENTRE	PLANT MAINTENANCE SERVICES	\$ 2,783.00
28/11/2019	EFT	68402	SOUTH WEST OFFICE NATIONAL	STATIONERY & OFFICE SUPPLIES	\$ 1,289.32
28/11/2019	EFT	68416	SOUTH WEST SAND CLEANING	SAND CLEANING OF SAND PITS	\$ 825.00

DATE	TYPE	REF#	NAME	DESCRIPTION	AMOUNT
28/11/2019	EFT	68468	SOUTH WEST STEEL PRODUCTS	STEEL PRODUCTS SUPPLIER	\$ 230.72
28/11/2019	EFT	68255	SOUTH WEST WINDSCREEN & GLASS	PLANT WINDSCREEN REPAIRS	\$ 350.00
28/11/2019	EFT	68336	SOUTHERN ATU SERVICES PTY LTD	WASTE MANAGEMENT SERVICES	\$ 1,356.60
28/11/2019	EFT	68383	SOUTHERN HABITAT NURSERY	NURSERY SUPPLIES	\$ 66.00
28/11/2019	EFT	68458	SOUTHERN LOCK AND SECURITY	SECURITY SERVICES	\$ 625.00
28/11/2019	EFT	68521	SOUTHERN MACHINING & MAINTENANCE	PLANT MAINTENANCE SERVICES	\$ 331.98
28/11/2019	EFT	68292	SOUTHWEST OUTDOOR POWER	PLANT PURCHASES / SERVICES / PARTS	\$ 321.10
28/11/2019	EFT	68510	SOUTHWEST TYRE SERVICE	PLANT TYRE SUPPLIER / REPAIRER	\$ 13,439.93
28/11/2019	EFT	68231	SPECIALITY TIMBER FLOORING WA	TIMBER FLOORING SERVICES	\$ 3,795.00
28/11/2019	EFT	68366	SPENCER EARTHWORKS PTY LTD	EARTHWORKS	\$ 574.48
28/11/2019	EFT	68285	SPORTFIRST BUSSELTON	SPORTING PRODUCTS	\$ 726.00
28/11/2019	EFT	68378	SPORTSPOWER	SPORT EQUIPMENT SUPPLIER	\$ 225.00
28/11/2019	EFT	68535	SPORTSWORLD OF WA	SPORT EQUIPMENT SUPPLIER	\$ 1,595.29
28/11/2019	EFT	68445	SPOTLIGHT PTY LTD	VACATION CARE SUPPLIES	\$ 44.00
15/11/2019	EFT	68083	SPYKER TECHNOLOGIES PTY LTD	CCTV PRODUCTS AND SERVICES	\$ 3,224.71
28/11/2019	EFT	68226	ST JOHN AMBULANCE	TRAINING SERVICES	\$ 1,097.00
28/11/2019	EFT	68439	STACEY HARVEY	STAFF REIMBURSEMENT	\$ 13.00
28/11/2019	EFT	68325	STALEY FOOD & PACKAGING	CLEANING CHEMICALS	\$ 3,362.69
28/11/2019	EFT	68442	STEWART & HEATON CLOTHING	PROTECTIVE CLOTHING SUPPLIER	\$ 5,226.13
7/11/2019	EFT	68010	STOCKER PRESTON RESIDENTIAL	RENT - A NOTTLE	\$ 860.00
21/11/2019	EFT	68138	STOCKER PRESTON RESIDENTIAL	RENT - A NOTTLE	\$ 860.00
28/11/2019	EFT	68553	STRATAGREEN	NURSERY SUPPLIES	\$ 438.96
15/11/2019	EFT	68135	STRATEGIC FIRE CONSULTING	FIRE SAFETY ENGINEERING CONSULTANCY	\$ 4,400.00
15/11/2019	EFT	68128	SUEZ ENVIRONMENTAL	WASTE MANAGEMENT SERVICES	\$ 13,641.65
28/11/2019	EFT	68274	SUEZ MEDICAL SOLUTIONS PTY LTD	CLINICAL WASTE COLLECTION BINS	\$ 157.21
28/11/2019	EFT	68251	SUMMERS CONSULTING	MOSQUITO BREEDING MONITORING	\$ 1,566.40
6/11/2019	EFT	68019	SUPERCHOICE	SUPERANNUATION	\$ 172,442.00
20/11/2019	EFT	68148	SUPERCHOICE	SUPERANNUATION	\$ 169,829.40
28/11/2019	EFT	68337	SUPPER ROAD	CATERING	\$ 1,204.00
28/11/2019	EFT	68543	SURVCON P/L	SURVEY SERVICES	\$ 9,544.70
28/11/2019	EFT	68430	SURVIVAL SUPPLIES AUSTRALIA	EMERGENCY FOOD, WATER AND EQUIPMENT	\$ 2,562.46
15/11/2019	EFT	68107	SUZANNE HALL	BITP REFUND	\$ 62.00
28/11/2019	EFT	68483	SW PRECISION PRINT	PRINTING SERVICES	\$ 6,455.00
28/11/2019	EFT	68372	SWEET & UNIQUE (WA) PTY LTD T/AS LUV A L	CONFECTIONERY - GLC CAFE	\$ 188.38
28/11/2019	EFT	68206	T.R.ROBERTS (BUSSELTON CONTRACTING)	FIRE CONTROL SERVICES	\$ 3,355.00
28/11/2019	EFT	68246	TAMARA DRISCOLL CLEANING MADE EASY	CLEANING SERVICES	\$ 188.00
28/11/2019	EFT	68207	TARVIA PTY LTD	ENGINEERING SERVICES	\$ 9,364.30
28/11/2019	EFT	68263	TASK EXCHANGE PTY LTD	COMPUTER SOFTWARE LICENCE FEES	\$ 1,072.50
22/11/2019	EFT	68182	TECHNOLOGY ONE	TRAINING SERVICES	\$ 200,157.24
28/11/2019	EFT	68338	TENDERLINK.COM	TENDER ADVERTISING	\$ 1,320.00
28/11/2019	EFT	68214	THAT GUY'S RECYCLING PTY LTD T/A ;TOTAL	RECYCLING E-WASTE SERVICES	\$ 1,733.66
8/11/2019	EFT	68049	THE DRUG DETECTION AGENCY - SOUTH WA	DRUG AND ALCOHOL MANAGEMENT SERVICES	\$ 990.00
28/11/2019	EFT	68370	THE DRUG DETECTION AGENCY - SOUTH WA	DRUG AND ALCOHOL MANAGEMENT SERVICES	\$ 1,980.00
22/11/2019	EFT	68168	THE GOOD EGG CAFE	VENUE HIRE AND CATERING	\$ 1,211.00
28/11/2019	EFT	68368	THE GOOD EGG CAFE	VENUE HIRE AND CATERING	\$ 200.00
22/11/2019	EFT	68150	THE GOOD GUYS BUSSELTON	ELECTRICAL SUPPLIES	\$ 1,615.00
28/11/2019	EFT	68301	THE PLANT SUPPLY CO	NURSERY SERVICES	\$ 198.00
28/11/2019	EFT	68347	THE SEBEL BUSSELTON	ACCOMMODATION	\$ 388.00
15/11/2019	EFT	68104	THE SPACE STATION (AUSTRALIA) PTY LTD	STRATEGIC MARKETING - FIGHT THE BITE	\$ 1,925.00
28/11/2019	EFT	68281	THE URBAN COFFEE HOUSE	CATERING	\$ 1,834.10
15/11/2019	EFT	68099	THINK WATER DUNSBOROUGH	RETICULATION SERVICES	\$ 93.40
28/11/2019	EFT	68429	THINK WATER DUNSBOROUGH	RETICULATION SERVICES	\$ 2,236.40
15/11/2019	EFT	68088	TIFFANY SWEATMAN	STAFF REIMBURSEMENT	\$ 39.60
13/11/2019	EFT	68078	TIM SHINGLES	BOND REFUND	\$ 500.00
28/11/2019	EFT	68215	TINT A CAR BUSSELTON	MAINTENANCE SERVICES	\$ 390.00
28/11/2019	EFT	68410	TOLL TRANSPORT PTY LTD	COURIER & FREIGHT SERVICES	\$ 902.47
8/11/2019	EFT	68071	TOTAL EDEN PTY LTD	RETICULATION SUPPLIES	\$ 6,182.24
28/11/2019	EFT	68502	TOTAL EDEN PTY LTD	RETICULATION SUPPLIES	\$ 16,839.27
28/11/2019	EFT	68556	TOTAL HORTICULTURAL SERVICES	LANDSCAPING SERVICES	\$ 47,468.24
28/11/2019	EFT	68400	TOTAL TOOLS	VARIOUS TOOLS & EQUIPMENT	\$ 2,114.35
28/11/2019	EFT	68316	TOX FREE WASTE MANAGEMENT SOLUTIONS	CHEMICAL DISPOSAL SERVICES	\$ 3,140.23
8/11/2019	EFT	68075	T-QUIP	MOWER PARTS & SERVICE	\$ 1,244.80
28/11/2019	EFT	68581	T-QUIP	MOWER PARTS & SERVICE	\$ 645.20
8/11/2019	EFT	68023	TRACIE ANDERSON	ART SALES	\$ 62.55
22/11/2019	EFT	68153	TRACIE ANDERSON	ART SALES	\$ 166.05
5/11/2019	EFT	68005	TRACIE WALSH	ART PROGRAM FACILITATOR EXPENSES	\$ 360.00
28/11/2019	EFT	68418	TRACIE WALSH	ART PROGRAM FACILITATOR	\$ 720.00
28/11/2019	EFT	68561	TRADE HIRE	PLANT HIRE & EQUIPMENT SERVICES	\$ 7,843.05
22/11/2019	EFT	68149	TRAFFIC FORCE	TRAFFIC MANAGEMENT SERVICES	\$ 724.68
28/11/2019	EFT	68192	TRAFFIC FORCE	TRAFFIC MANAGEMENT SERVICES	\$ 19,621.31
28/11/2019	EFT	68460	TREVORS CARPETS BUSSELTON	FLOOR COVERING SERVICE	\$ 1,550.00
28/11/2019	EFT	68371	TRIBE PERTH	ACCOMMODATION	\$ 392.00
28/11/2019	EFT	68286	TROPHIES ON TIME	NAME BADGE SUPPLIER	\$ 135.50
28/11/2019	EFT	68327	TRUCK CENTRE (WA) PTY LTD	NEW VEHICLE PARTS & SERVICE	\$ 1,237.17
15/11/2019	EFT	68084	TYRECYCLE PTY LTD	TYRE RECYCLING	\$ 2,692.00
28/11/2019	EFT	68324	UNDALUP ASSOCIATION INC	FORESHORE PLANTING AND ART WORK	\$ 12,485.00
28/11/2019	EFT	68195	UNITING CHURCH PARISH OF BUSSELTON	WORKSHOP RAG SUPPLIER	\$ 150.00
8/11/2019	EFT	68029	URSULA FAHRER	ART SALES	\$ 22.40
28/11/2019	EFT	68303	VALSPAR PAINT	PAINTING SUPPLIES	\$ 715.78
8/11/2019	EFT	68061	VEENS DESIGN GROUP	DESIGN SERVICES	\$ 2,000.00
22/11/2019	EFT	68174	VEENS DESIGN GROUP	DESIGN SERVICES	\$ 9,334.60
28/11/2019	EFT	68414	VERAISON	LEADERSHIP COACHING	\$ 81,702.50
22/11/2019	EFT	68172	VETERAN CAR CLUB OF WA INC	NEW CLUBHOUSE-VETERAN CAR CLUB	\$ 25,520.81
8/11/2019	EFT	68060	VIKING PLASTICS ENGINEERING PTY LTD	PLANTER BOX LINERS	\$ 8,294.06
28/11/2019	EFT	68557	VINEPOWER MARGARET RIVER PTY LTD	LANDSCAPING SERVICES	\$ 1,770.50
28/11/2019	EFT	68237	VORGE PTY LTD	GYM GOODS	\$ 2,620.20
15/11/2019	EFT	68109	W & N CROMMELIN	BITP REFUND	\$ 62.00

DATE	TYPE	REF#	NAME	DESCRIPTION	AMOUNT
28/11/2019	EFT	68228	WA EXTERNAL SOLUTIONS	REACTIVE ROOFING SERVICES	\$ 7,321.00
28/11/2019	EFT	68537	WA RANGERS ASSOCIATION	ADVERTISING SERVICES	\$ 250.00
7/11/2019	EFT	68016	WA SHIRE COUNCILS	UNION FEES	\$ 358.76
21/11/2019	EFT	68144	WA SHIRE COUNCILS	UNION FEES	\$ 358.76
28/11/2019	EFT	68406	WALCON MARINE AUSTRALASIA PTY LTD	PORT GEOGRAPHE FINGER JETTY REPLACEMENT	\$ 93,696.38
28/11/2019	EFT	68191	WALGA	WALGA TRAINING SERVICES	\$ 77.00
8/11/2019	EFT	68045	WASTECH ENGINEERING PTY LTD	WASTE COMPACTION SYSTEM	\$ 605.00
15/11/2019	EFT	68081	WAVES ENVIRONMENTAL PTY LTD	BUSSELTON GROUNDWATER INVESTIGATION	\$ 87,677.69
22/11/2019	EFT	68166	WE MCGILL	ART SALES	\$ 42.00
28/11/2019	EFT	68323	WELL DONE INTERNATIONAL PTY LTD	AFTERHOURS CALL CENTRE SERVICE	\$ 3,238.84
28/11/2019	EFT	68486	WESFARMERS - BLACKWOODS	FLEET CONSUMABLES & MAINTENANCE PARTS	\$ 1,878.24
28/11/2019	EFT	68505	WESFARMERS KHG	GAS SERVICES	\$ 4,246.18
28/11/2019	EFT	68491	WEST OZ LINEMARKING	LINE MARKING SERVICES	\$ 2,539.90
28/11/2019	EFT	68407	WESTBOOKS	LIBRARY RESOURCES	\$ 3,777.09
28/11/2019	EFT	68293	WESTERN IRRIGATION PTY LTD	BORE AND IRRIGATION SERVICES	\$ 5,214.00
28/11/2019	EFT	68496	WESTRAC P/L	PLANT PURCHASES / SERVICES / PARTS	\$ 6,207.21
28/11/2019	EFT	68258	WESTSIDE TILT TRAY SERVICE	ABANDONED CAR REMOVAL	\$ 825.00
8/11/2019	EFT	68040	WHITCOMBE DRAFTING SERVICES	CIVIL DESIGN AND DRAFTING	\$ 3,090.00
28/11/2019	EFT	68313	WHITCOMBE DRAFTING SERVICES	CIVIL DESIGN AND DRAFTING	\$ 3,930.00
28/11/2019	EFT	68475	WINC AUSTRALIA PTY LTD	STATIONERY SUPPLIER	\$ 1,307.70
28/11/2019	EFT	68232	WIZID PTY LTD	POOL ENTRY WRISTBANDS	\$ 244.20
28/11/2019	EFT	68541	WML CONSULTANTS PTY LTD	CONSULTANCY SERVICES	\$ 2,266.00
8/11/2019	EFT	68070	WOOD & GRIEVE ENGINEERS	CONSULTANCY SERVICES	\$ 37,473.37
28/11/2019	EFT	68261	WOODMAN TRUST	CRANE HIRE	\$ 341.00
29/11/2019	EFT	68500	WORK CLOBBER	PAYMENT CANCELLED	\$ -
28/11/2019	EFT	68278	WORK METRICS	HEALTH AND SAFETY SOFTWARE	\$ 110.00
28/11/2019	EFT	68534	WREN OIL	WASTE OIL SERVICES	\$ 225.50
8/11/2019	EFT	68072	WRIGHT EXPRESS AUSTRALIA PTY LTD (COLES)	COUNCIL & STAFF REFRESHMENTS	\$ 961.91
15/11/2019	EFT	68124	WRIGHT EXPRESS AUSTRALIA PTY LTD (COLES)	COUNCIL & STAFF REFRESHMENTS & YCAB & CAFÉ SUPPLIES	\$ 1,335.34
22/11/2019	EFT	68181	WRIGHT EXPRESS AUSTRALIA PTY LTD (COLES)	COUNCIL & STAFF REFRESHMENTS	\$ 338.80
28/11/2019	EFT	68515	WRIGHT EXPRESS AUSTRALIA PTY LTD (COLES)	CAFÉ SUPPLIES GLC	\$ 1,019.88
28/11/2019	EFT	68394	X5 ACADEMY	PARKOUR FITNESS WORKSHOPS	\$ 880.00
28/11/2019	EFT	68203	XPANSE PTY LTD	COMPUTER SOFTWARE SUPPLIER	\$ 2,028.63
28/11/2019	EFT	68297	YAHAVA KOFFEE WORKS WHOLESALE	COFFEE PRODUCTS FOR GLC CAFÉ	\$ 827.90
11/11/2019	EFT	67795	YALLINGUP BOARD RIDERS	BOARD RIDERS SURFING - COMMUNITY BID	-\$ 2,150.00
15/11/2019	EFT	68098	YALLINGUP BOARDRIDERS INC	BOARDRIDERS COMMUNITY BIDS	\$ 2,150.00
28/11/2019	EFT	68229	YALLINGUP COFFEE ROASTING COMPANY	CATERING SERVICES	\$ 90.00
15/11/2019	EFT	68129	YOONGARILLUP BUSHFIRE BRIGADE	PETTY CASH REIMBURSEMENT	\$ 36.95
28/11/2019	EFT	68477	ZIPFORM PTY LTD	PRINTING SERVICES	\$ 3,564.34
					\$ 4,751,070.93

TRUST ACCOUNT PAYMENTS NOVEMBER 2019					
DATE	TRUST	REF#	NAME	DESCRIPTION	AMOUNT
12/11/2019	TRUST	7491	CITY OF BUSSELTON	VARIOUS LEVY & COMMISSION REIMBURSEMENTS	\$ 702.75
12/11/2019	TRUST	7492	CONSTRUCTION TRAINING FUND	BCITF LEVY	\$ 1,746.29
12/11/2019	TRUST	7490	DEPARTMENT OF MINES, INDUSTRY REGULATION & SAFETY	BUILDING SERVICES LEVY	\$ 32,374.88
5/11/2019	TRUST	7489	VALERIE KAIGG	REFUND NOMINATION DEPOSIT	\$ 80.00
					\$ 34,903.92

INTERNAL PAYMENTS NOVEMBER 2019					
DATE		REF#	NAME	DESCRIPTION	AMOUNT
6/11/2019	DD	3948	CITY OF BUSSELTON	PAYROLL	\$ 791,865.25
31/10/2019	DD	3949	A.N.Z. BANK - VISA CARD	CREDIT CARD PAYMENT	\$ 7,424.28
	CC		A.N.Z. BANK - VISA CARD TRANSACTIONS	ACCOMMODATION - WASTE & RECYCLE CONFERENCE	\$ 503.98
	CC			ICLOUD STORAGE	\$ 1.49
	CC			REFRESHMENTS FOR COUNCILLORS	\$ 542.50
	CC			REIMBURSED BY OLIVER DARBY	\$ 190.00
	CC			REFRESHMENTS FOR COUNCILLORS	\$ 18.00
	CC			REIMBURSED BY OLIVER DARBY	\$ 4.70
	CC			FLIGHTS TO ATTEND RCE BOARD MEETING CANBERRA	\$ 1,068.89
	CC			ACCOMMODATION - MAYORAL PRAYER GUEST SPEAKER	\$ 230.00
	CC			BSN HALF MARATHON - SISTER CITY PARTICIPANTS	\$ 50.00
	CC			BSN HALF MARATHON - SISTER CITY PARTICIPANTS	\$ 50.00
	CC			1 MILE JETTY SWIM - SISTER CITY PARTICIPANT	\$ 80.91
	CC			CAR HIRE - LGCOG CONFERENCE	\$ 179.89
	CC			ACCOMMODATION BRPC FORUM SHIRE OF DANDARAGAN	\$ 390.00
	CC			TEAM PROJECT MANAGEMENT WEBSITE	\$ 69.01
	CC			ARTGEO FACEBOOK ADVERTISING	\$ 33.00
	CC			GLC FACEBOOK ADVERTISING	\$ 307.37
	CC			WII ACTIVE GAMES FOR VACATION CARE	\$ 42.20
	CC			DINNER FOR AIRLINE - JETSTAR	\$ 412.00
	CC			GIFT VOUCHER - FAREWELL GIFT	\$ 350.00
	CC			WATERPROOF TABLE CASES	\$ 389.70
	CC			MONTHLY FEE FOR PHOENIX SOFTWARE	\$ 22.86
	CC			FAREWELL GIFT VOUCHER	\$ 100.00
	CC			SUBSCRIPTION SOUNDCLOUD PRO	\$ 149.35
	CC			FUEL	\$ 93.42
	CC			FUEL	\$ 55.45
	CC			FUEL	\$ 56.91
	CC			FUEL	\$ 66.85
	CC			FUEL	\$ 58.68
	CC			CATERING FOR BURN	\$ 200.00
	CC			KOOKABURRA CARAVAN PARK DOMAIN TRANSFER	\$ 19.57
	CC			BITP WEB HOST TRANSFER	\$ 19.57
	CC			BAY TO BAY ELECTRONIC NEWSLETTER MAIL OUT	\$ 230.91
	CC			ICLOUD STORAGE PLAN	\$ 4.49
	CC			2 YEAR DOMAIN RENEWAL	\$ 153.63

DATE	TYPE	REF#	NAME	DESCRIPTION	AMOUNT
	CC			2 YEAR DOMAIN RENEWAL	\$ 219.35
	CC			REFUND FOR INCORRECT STATIONERY ORDER	\$ 199.04
	CC			REGISTER NATIONAL RAP CONFERENCE	\$ 609.00
	CC			PLACEMAKING MASTERCLASS	\$ 80.00
	CC			ACCOMMODATION FOR ROCS 1 & 2	\$ 569.64
22/11/2019	DD	3967	A & M NAYLOR	REFUND OF SUNDRY OVERPAYMENT	\$ 260.00
1/11/2019	DD	3953	ANZ BANK	BANK FEES - MERCHANT FEES	\$ 7,094.10
1/11/2019	DD	3956	ANZ BANK	BANK FEES - BPAY TRANSACTION FEES	\$ 3,080.26
1/11/2019	DD	3957	ANZ BANK	BANK FEES - BPAY TRANSACTION FEES	\$ 254.72
6/11/2019	DD	3960	ANZ BANK	BANK FEES - TRANSACTION FEES	\$ 329.19
6/11/2019	DD	3961	ANZ BANK	BANK FEES - BPAY FILE FEE	\$ 209.35
29/11/2019	DD	3973	ANZ BANK	BANK FEES - STOP PAYMENT FEE	\$ 15.00
24/06/2019	DD	3952	ASIC AUSTRALIAN SECURITIES & INVESTMENTS COMMISSION	BUSINESS REGISTRATION	\$ 85.00
7/11/2019	DD	3951	CALTEX AUSTRALIA PETROLEUM PTY LTD	FUEL SERVICES	\$ 81,348.15
20/11/2019	DD	3950	CITY OF BUSSELTON	PAYROLL	\$ 762,085.89
22/11/2019	DD	3968	CITY OF BUSSELTON	REFUND OF RATE OVERPAYMENT	\$ 16.00
18/11/2019	DD	3971	CITY OF BUSSELTON	REFUND OF SUNDRY OVERPAYMENT	\$ 48.20
18/11/2019	DD	3972	CITY OF BUSSELTON	REFUND OF SUNDRY OVERPAYMENT	\$ 13.83
9/10/2019	DD	3929	CITY OF BUSSELTON	SPECIAL PAYS - PAID IN OCTOBER TO GL NOVEMBER	\$ 349.30
5/11/2019	DD	3945	CITY OF BUSSELTON	SPECIAL PAYS - PAID IN OCTOBER TO GL NOVEMBER	\$ 1,808.56
1/11/2019	DD	3958	COMMONWEALTH BANK	BANK FEES - BPOINT MERCHANT FEES	\$ 1,893.43
15/11/2019	DD	3965	COMMONWEALTH BANK	BANK FEES - MERCHANT SERVICES	\$ 188.71
18/11/2019	DD	3970	D NGUYEN	REFUND OF FEE OVERPAYMENT	\$ 125.00
11/11/2019	DD	3964	DC FITZPATRICK	REFUND OF RATE OVERPAYMENT	\$ 418.00
6/11/2019	DD	3962	EXPLORE HOLDINGS PTY LTD	REFUND OF RATE OVERPAYMENT	\$ 2,290.96
5/11/2019	DD	3959	JD & DM BAILIE	REFUND OF OVERPAID SERVICE FEE	\$ 208.00
1/11/2019	DD	3954	LES MILLS ASIA PACIFIC	CONTRACT FEES - NCC PROGRAM FEES	\$ 478.09
1/11/2019	DD	3955	LES MILLS ASIA PACIFIC	CONTRACT FEES - GLC PROGRAM FEES	\$ 573.71
11/11/2019	DD	3963	N & J GARDNER	REFUND OF FEES OVERPAYMENT	\$ 982.09
19/11/2019	DD	3966	N WATTS & A CRAIGIE	REFUND OF FEE OVERPAYMENT	\$ 147.00
18/11/2019	DD	3969	PLUNKETT HOMES	REFUND OF FEE OVERPAYMENT	\$ 18.00
					\$ 1,663,610.07

- 10.51am: At this time, Mr Nottle left the meeting.
- 10.53am: At this time, Mr Nottle re-entered the meeting.
- 11:01 am: At this time Councillor G Henley left the meeting.
- 11:03 am: At this time Councillor G Henley returned to the meeting.

6.3 BUDGET AMENDMENT REQUEST / REVIEW - CLIMATE ADAPTATION RESERVE

STRATEGIC GOAL	6. LEADERSHIP Visionary, collaborative, accountable
STRATEGIC OBJECTIVE	6.1 Governance systems, process and practices are responsible, ethical and transparent.
SUBJECT INDEX	Budget Planning and Reporting
BUSINESS UNIT	Financial Services
REPORTING OFFICER	Manager Financial Services - Paul Sheridan
AUTHORISING OFFICER	Director Finance and Corporate Services - Tony Nottle
NATURE OF DECISION	Executive: substantial direction setting, including adopting strategies, plans and policies (excluding local planning policies), tenders, setting and amending budgets, funding, donations and sponsorships, reviewing committee recommendations
VOTING REQUIREMENT	Absolute Majority
ATTACHMENTS	Nil

COMMITTEE RECOMMENDATION

F2001/004 Moved Councillor J Barrett-Lennard, seconded Councillor S Riccelli

That the Council endorse the requested budget amendment outlined in Table 1 below resulting in a nil impact on the City's budgeted net current position:

Table 1:

Cost Code	Description	Current Amended Budget (\$)	Change (\$)	Resulting Proposed Amended Budget (\$)
Current Assets				
9000-7001	Municipal Cash at Bank	(160,209)	(162,352)	(322,561)
Revenue				
510-C2512-1215-0000	Capital Grants – Sand Renourishment	(60,000)	60,000	0
Expenditure				
510-C2525-3280-0000	Contractor Costs – Wonnerup Groynes 3, 4, 5 & 6	136,000	11,367	147,367
510-C2528-3280-0000	Contractor Costs – Craig Street Groyne & Sea Wall	84,209	90,985	175,194
Reserve				
9000-2500	Transfer to Reserve – Municipal Retained Earnings	(1,316,137)	(162,352)	(1,478,489)
102-9103	Transfer from Climate Adaptation Reserve	1,316,137	162,352	1,478,489
Net Total		0	0	0

CARRIED 5/0

BY ABSOLUTE MAJORITY

EXECUTIVE SUMMARY

This report seeks recommendation of the Finance Committee to Council for the approval of budget amendments as detailed in this report. Adoption of the officer recommendation will result in a nil impact to the City's budgeted net current position.

BACKGROUND

Council adopted its 2019/2020 municipal budget on Wednesday 31 July 2019 with a balanced budget position. Since this time, the City has been advised of certain expense changes that have impacted the original budget. The Finance Committee is now being asked to consider recommending to Council a budget amendment for the following items:

1. *Sand Re-nourishment*
 - a) Remove \$60,000 from the budgeted Sand Renourishment Coastal Adaptation and Protection program (CAP) grant allocation.
 - b) Retain the corresponding Sand Re-nourishment expenditure budget, funded by drawing down an additional \$60,000 from Reserve 102 - Climate Adaptation Reserve.
2. *Coastal Protection Groyne Projects*
 - a) Include the refurbishment of one extra groyne to the capital project C2525 Wonnerup Groynes 3, 5 & 6 and adjust the project name to Wonnerup Groynes 3, 4, 5 & 6.
 - b) Add an additional budget of \$11,367 against project C2525 Wonnerup Groynes 3, 4, 5 & 6 to be drawn from Reserve 102 - Climate Adaptation Reserve.
 - c) Add an additional budget of \$90,985 against project C2528 being the Craig Street Groynes and Sea Wall, also to be drawn from Reserve 102 - Climate Adaptation Reserve.

OFFICER COMMENT

Sand Renourishment

Over the last eight years the City has been very successful in securing sand renourishment grant funding under the State Governments Coastal Adaptation and Protection (CAP) grants program, having been successful five out of the last eight years. Unfortunately this financial year the City has been unable to secure grant funding, requiring a budget amendment to recognise the reduced grant income.

Total sand renourishment costs year to date total \$202,378, against a budget of \$259,240 for the year. It is highly likely the City will encounter damaging storms in winter 2020 and that coastal renourishment will be necessary. City officers are therefore seeking to retain the expenditure budget at current levels through drawdown of an equivalent amount (\$60,000) from the Climate Adaptation Reserve.

Coastal Protection Groyne Projects

Last financial year the City embarked on two coastal protection groyne projects. These two projects were combined into a single Tender due to the nature of the works being related, i.e. rock seawall and groyne works

The first project was to refurbish three of the six Wonnerup groynes at an original estimated cost of \$300,000 (C2525). Upon further investigation it was decided to include a fourth groyne into the scope of works. The works spanned two financial years at a total cost of \$171,794. The budget carried over into the 2019/2020 budget for this project was calculated incorrectly with an amount of \$136,000 carried over as opposed to \$147,367. Council approval is therefore sought to add an additional \$11,367 to the budget for C2525 Wonnerup groynes 3, 4, 5 & 6, to be drawn down from the Climate Adaptation Reserve.

Additionally, the intent was to carry over the full remaining budget (of the original \$300,000) as at the end of 2018/2019 which was \$275,573; such that the balance (between that and the total cost of \$171,794 for project one) could be utilised for project two - the construction of coastal defences C2528 - Craig Street groyne and sea wall.

Project two was originally estimated to cost \$250,000. The City received grant funding from the Department of Transport's Coastal Adaptation Program to the value of \$125,000, matched by the City for an overall budget of \$250,000. The total project came in at \$340,986; over budget by \$90,986. As noted above it was intended that the savings from the Wonnerup groyne project (\$128,206) would cover / offset the over expenditure against this project. The savings were not carried over however and so effectively were never drawn down from the Climate Adaptation Reserve in 2018/19. In order to balance this year's budget a request is made to budget an additional amount of \$90,986 against this project; to be drawn from the Climate Adaptation Reserve.

In summary the two projects had a total combined budget of \$300,000+\$250,000 = \$550,000 and the total cost for both amounts to \$171,794+\$340,986 = \$512,780. Thus combined, the projects came in under budget by \$37,220. Due to the circumstances described above however, budget adjustments are now required.

Planned Amendment Items

Officers propose that the 2019/2020 adopted budget (as amended), be further amended to reflect the following funding changes, shown in Table 1.

Table 1:

Cost Code	Description	Current Amended Budget (\$)	Change (\$)	Resulting Proposed Amended Budget (\$)
Current Assets				
9000-7001	Municipal Cash at Bank	(160,209)	(162,352)	(322,561)
Revenue				
510-C2512-1215-0000	Capital Grants – Sand Renourishment	(60,000)	60,000	0
Expenditure				
510-C2525-3280-0000	Contractor Costs – Wonnerup Groynes 3, 4, 5 & 6	136,000	11,367	147,367
510-C2528-3280-0000	Contractor Costs – Craig Street Groyne & Sea Wall	84,209	90,985	175,194
Reserve				
9000-2500	Transfer to Reserve – Municipal Retained Earnings	(1,316,137)	(162,352)	(1,478,489)
102-9103	Transfer from Climate Adaptation Reserve	1,316,137	162,352	1,478,489
Net Total		0	0	0

Statutory Environment

Section 6.8 of the *Local Government Act 1995* refers to expenditure from the municipal fund that is not included in the annual budget. Any adjustments to a budget allocation must be made by an absolute majority decision of the Council. Additionally, where no budget allocation exists, expenditure is not to be incurred until such time as it is authorised in advance, by an absolute majority decision of the Council.

Relevant Plans and Policies

The proposed budget amendment is supported by the City's asset management plan, capital works program and long term financial plan.

Financial Implications

The financial implications of this recommendation are contained within the report.

Stakeholder Consultation

No external stakeholder consultation was required or undertaken in relation to this matter.

Risk Assessment

An assessment of the potential implications of implementing the officer recommendation has been undertaken using the City's risk management framework, with risks assessed taking into account any controls already in place. No risks of a medium or greater level have been identified.

Options

The Council could decide not to go ahead with the proposed budget amendment request.



CONCLUSION

Council's approval is sought to amend the budget as per the details contained in this report. Upon approval the remaining works will be planned, organised and completed.

TIMELINE FOR IMPLEMENTATION OF OFFICER RECOMMENDATION

Should the officer recommendation be endorsed, the associated budget amendment will be processed within a month of being approved.

6.4 BUDGET AMENDMENT REQUEST / REVIEW - VASSE KALOORUP OVAL CARPARK DEVELOPMENT

STRATEGIC GOAL	6. LEADERSHIP Visionary, collaborative, accountable
STRATEGIC OBJECTIVE	6.1 Governance systems, process and practices are responsible, ethical and transparent.
SUBJECT INDEX	Budget Planning and Reporting
BUSINESS UNIT	Financial Services
REPORTING OFFICER	Manager Financial Services - Paul Sheridan
AUTHORISING OFFICER	Director Finance and Corporate Services - Tony Nottle
NATURE OF DECISION	Executive: substantial direction setting, including adopting strategies, plans and policies (excluding local planning policies), tenders, setting and amending budgets, funding, donations and sponsorships, reviewing committee recommendations
VOTING REQUIREMENT	Absolute Majority
ATTACHMENTS	Attachment A Department of Education Letter  

COMMITTEE RECOMMENDATION

F2001/005 Moved Councillor G Henley, seconded Councillor P Cronin

That the Council endorse the requested budget amendment outlined in Table 1 below resulting in nil impact on the budgeted net current position:

Table 1:

Cost Code	Description	Current Amended Budget (\$)	Change (\$)	Resulting Proposed Amended Budget (\$)
Revenue				
510-C0052-1212-0000	Capital Grants – Vasse Kaloorup Oval Carpark	(130,000)	(20,000)	(150,000)
Expenditure				
541-C0052-3280-0000	Contractor Costs – Vasse Kaloorup Oval Carpark	260,000	20,000	280,000
Net Total		130,000	0	130,000

CARRIED 5/0

BY ABSOLUTE MAJORITY

EXECUTIVE SUMMARY

This report seeks recommendation of the Finance Committee to Council for the approval of budget amendments as detailed in this report. Adoption of the officer recommendation will result in a nil impact on the City's current amended budget net position.

BACKGROUND

Council adopted its 2019/2020 municipal budget on Wednesday 31 July 2019 with a balanced budget position. Since this time, Council has been advised of certain expense changes that have impacted the original budget. The Finance Committee is now being asked to consider recommending to Council a budget amendment for the following items:

1. An increase in the budgeted grant contribution (from \$130,000 to \$150,000) from the Department of Education towards the Vasse Kaloorup Oval carpark development.
2. An increase the overall budget towards the Vasse Kaloorup Oval carpark development by \$20,000 to \$280,000.

OFFICER COMMENT

The City was notified in August 2019 of its success in securing \$150,000 towards the Vasse Kaloorup Oval carpark development. At the time the budget was being prepared it was estimated that this amount would be in the order of \$130,000. The contribution was increased with a desire by the Department of Education “that the project may include public access pathway links to and around the school to bring students safely to school”. See Attachment A being the letter of grant award from the Department. This amendment will have no impact on the municipal net position.

Planned Amendment Items

Officers propose that the 2019/2020 adopted budget (as amended), be further amended to reflect the following funding changes, shown in Table 1.

Table 1:

Cost Code	Description	Current Amended Budget (\$)	Change (\$)	Resulting Proposed Amended Budget (\$)
Revenue				
541-C0052-1212-0000	Capital Grants – Vasse Kaloorup Oval Carpark	(130,000)	(20,000)	(150,000)
Expenditure				
541-C0052-3280-0000	Contractor Costs – Vasse Kaloorup Oval Carpark	260,000	20,000	280,000
Net Total		130,000	0	130,000

Statutory Environment

Section 6.8 of the *Local Government Act 1995* refers to expenditure from the municipal fund that is not included in the annual budget. Any adjustments to a budget allocation must be made by an absolute majority decision of the Council. Additionally, where no budget allocation exists, expenditure is not to be incurred until such time as it is authorised in advance, by an absolute majority decision of the Council.

Relevant Plans and Policies

The proposed budget amendment is supported by the City’s capital works program and long term financial plan.

Financial Implications

The financial implications of this recommendation are contained within the report.

Stakeholder Consultation

No external stakeholder consultation was required or undertaken in relation to this matter.

Risk Assessment

An assessment of the potential implications of implementing the officer recommendation has been undertaken using the City's risk management framework, with risks assessed taking into account any controls already in place.

There is a risk to the City, as there is with all projects undertaken, that the final cost could exceed budget. If this looks to be the case, Council will be notified so a suitable offset / project scope back can be identified.

Options

The Council could decide not to go ahead with the proposed budget amendment request.

CONCLUSION

Council's approval is sought to amend the budget as per the details contained in this report. Upon approval the proposed works will be planned, organised and completed.

TIMELINE FOR IMPLEMENTATION OF OFFICER RECOMMENDATION

Should the officer recommendation be endorsed, the associated budget amendment will be processed within a month of being approved.



Government of Western Australia
Department of Education

Your ref :
Our ref : D19/0347836
Enquiries :

Chief Executive Officer
City of Busselton
Locked Bag 1
BUSSELTON WA 6280

Attention Mr Oliver Darby

Dear Mr Darby

Thank you for the successful meeting between representatives from the Department of Education and the City of Busselton to investigate traffic management treatments and measures to ease traffic around Vasse Primary School.

It is appreciated that the City included a \$260 000 budget figure in its 2019/2020 financial year plan as a contribution towards a new car park for the school and community. It was suggested that the project may include public access pathway links to and around the school to bring students safely to school.

The Department has allocated an amount of \$150 000 as a contribution towards the new 70 car parking bays proposed alongside the courts adjoining the school and is seeking confirmation of the joint funding agreement with the City. A copy of the plans and associated cost estimate will also be greatly appreciated.

Please contact Senior Project Officer, Mr Tony Ioppolo on 9264 4223 or email at Anthony.Ioppolo@education.wa.edu.au should you wish to discuss this matter further or require any additional information.

We look forward to continue working together with the City of Busselton to progress this project.

Yours sincerely

Steve Parry
Director
Capital Works and Maintenance

5 August 2019

6.5 BUDGET AMENDMENT REQUEST / REVIEW - PROJECT OVERSPENDS OFFSET BY ROAD ASSET RENEWAL RESERVE

STRATEGIC GOAL	6. LEADERSHIP Visionary, collaborative, accountable
STRATEGIC OBJECTIVE	6.1 Governance systems, process and practices are responsible, ethical and transparent.
SUBJECT INDEX	Budget Planning and Reporting
BUSINESS UNIT	Financial Services
REPORTING OFFICER	Manager Financial Services - Paul Sheridan
AUTHORISING OFFICER	Director Finance and Corporate Services - Tony Nottle
NATURE OF DECISION	Executive: substantial direction setting, including adopting strategies, plans and policies (excluding local planning policies), tenders, setting and amending budgets, funding, donations and sponsorships, reviewing committee recommendations
VOTING REQUIREMENT	Absolute Majority
ATTACHMENTS	Nil

COMMITTEE RECOMMENDATION

F2001/006 Moved Councillor G Henley, seconded Councillor S Riccelli

That the Council endorse the requested budget amendment outlined in Table 1 below resulting in a nil impact on the budgeted net current position:

Table 1:

Account Codes	Account Code Description	Current Amended Budget (\$)	Change (\$)	Resulting Proposed Amended Budget (\$)
Current Assets				
9000-7001	Municipal Bank Account	(156,913)	(268,260)	(425,173)
Expenditure				
541-W0224-3280-0000	Contractor Costs - Jones Way Asphalt Overlay	74,182	18,248	92,430
541-S0068-3280-0000	Contractor Costs – Georgiana Molloy Bus Bay Facilities	0	14,784	14,784
541-S0317-3280-0000	Contractor Costs – Naturaliste Tce Asphalt Overlay	0	45,291	45,291
541-W0195-3280-0000	Contractor Costs – Yallingup Beach Road	0	43,039	43,039
541-C0013-3280-0000	Contractor Costs – Yallingup Beach Car Park	66,472	8,727	75,199
541-D0017-3280-0000	Contractor Costs – Chain Ave Drainage Works	0	41,621	41,621
541-S0035-3280-0000	Contractor Costs – Strelly St / Barlee St Roundabout	16,259	96,550	112,809

Equity				
9000-2500	Transfer to Reserve - Municipal Retained Earnings	(156,913)	(268,260)	(425,173)
223-9102	Transfer from Reserve - Road Asset Renewal	156,913	268,260	425,173
Net Total		0	0	0

CARRIED 5/0

BY ABSOLUTE MAJORITY

EXECUTIVE SUMMARY

This report seeks recommendation of the Finance Committee to Council for the approval of budget amendments as detailed in this report. Adoption of the officer recommendation will result in a nil impact on the City's budgeted net current position.

BACKGROUND

Council adopted its 2019/2020 municipal budget on Wednesday 31 July 2019 with a balanced budget position. Since this time, Council has been advised of certain expense changes that have impacted the original budget. The Finance Committee is now being asked to consider recommending to Council a budget amendment for the re-allocation of Road Asset Renewal Reserve funds to re-align capital project over expenditures compared to budget.

OFFICER COMMENT

The projects detailed below were budgeted and scheduled for completion in the 2018/19 financial year but were not fully invoiced or in some instances completed by the end of the financial year, they were however completed by mid-July 2019. The carry-over work required for completion was not however re-budgeted and hence Council approval is sought to utilise funds within the Road Asset Renewal Reserve to offset the costs.

In considering the detail provided for each project below, it should be noted that approximately \$488,947 of road project savings was returned to the Road Asset Renewal Reserve at the end of the 2018/19 financial year (in reality they were not drawn from the reserve). This is after the various other projects were completed, carried over or correctly re listed and represents the savings which would have been used to offset the expenditure listed below. Officers therefore recommend that Council approve a budget amendment to transfer funds from the Road Asset Renewal Reserve to balance the project over expenditures that are now occurring within 2019/20 financial year budget.

W0224 - Jones Way Asphalt Overlay

Budget Required \$18,248

The original scope for this project excluded approximately 150m of road resurfacing and kerb, plus two drainage pits which would allow the whole streetscape to be upgraded. The opportunity to upgrade the whole of street was however taken, therefore maximizing on mobilization efficiencies. While this increase in scope could have (ideally) been covered from within the 2018/19 budget, works were not complete and receipt of invoices post the end of the 2018/19 has resulted in the overspend falling into the 2019/20 year.

S0068 - Georgiana Molloy Bus Bay Facilities

Budget Required \$14,784

The above requirement has occurred due to Contractor invoices not being received during the 2018/19 financial year. The project was delivered \$51,863 under the original budget in 2018/19 with the remaining funding returned to the reserve and not carried into 2019/20.

S0317 - Naturaliste Terrace Asphalt Overlay**Budget Required \$45,291**

Similarly the requirement for this job has occurred due to Contractor invoices not being received during the 2018/19 financial year.

**W0195 - Yallingup Beach Road and
C0013 – Yallingup Beach Car Park****Budget Required \$43,039****Budget Required \$8,727**

The combined budget requirement associated with these two road and carpark projects is \$51,766. Works were not complete in 2018/19 and receipt of invoices post the end of the 2018/19 year has resulted in this requirement falling into 2019/20.

The over expenditure occurred due to wet weather, imposed staging and project scope changes including additional footpath, bollards and adjustments to the kerb profile to minimise impact to Melaleuca trees within the carpark. This over expenditure would normally have been resolved through balancing the project under and overs at the end of the 2018/19 financial year but was only highlighted as invoices and receipts were costed to the project, post the end of the financial year.

D0017 - Chain Avenue - Drainage Works**Budget Required \$41,621**

The above requirement has occurred largely due to drainage detail changes on-site, following input from the Water Corporation. This over expenditure only came to light post the end of the financial year due to Contractor invoices not being received during the 2018/19 financial year.

S0035 - Strelly Street / Barlee Street Roundabout**Budget Required \$96,550**

This requirement has occurred as works were not complete in 2018/19 and receipt of invoices post the end of 2018/19 has resulted in the overspend falling into the 2019/20 year. The over expenditure occurred due to additional NBN/ Telstra costs incurred, drainage changes on-site to avoid conflicts with utilities & additional connections, additional asphalt laid prior to winter storm event (to save granular road base), kerb changes and inefficiencies of working during inclement winter weather

An additional \$28,319 of Regional Road Group (RRG) grant funding has been secured and applied against this project, reducing the budget requirement to \$96,550. Again, this over expenditure only come to light post the end of the 2018/19 financial year.

Planned Amendment Items

Officers propose that the 2019/2020 adopted budget (as amended), be further amended to reflect the following funding changes, shown in Table 1.

Table 1:

Cost Code	Description	Current Amended Budget (\$)	Change (\$)	Resulting Proposed Amended Budget (\$)
Current Assets				
9000-7001	Municipal Bank Account	(156,913)	(268,260)	(425,173)
Expenditure				
541-W0224-3280-0000	Contractor Costs - Jones Way Asphalt Overlay	74,182	18,248	92,430
541-S0068-3280-0000	Contractor Costs – Georgiana Molloy Bus Bay Facilities	0	14,784	14,784
541-S0317-3280-0000	Contractor Costs – Naturaliste Tce Asphalt Overlay	0	45,291	45,291

541-W0195-3280-0000	Contractor Costs – Yallingup Beach Road	0	43,039	43,039
541-C0013-3280-0000	Contractor Costs – Yallingup Beach Car Park	66,472	8,727	75,199
541-D0017-3280-0000	Contractor Costs – Chain Ave Drainage Works	0	41,621	41,621
541-S0035-3280-0000	Contractor Costs – Strelly St / Barlee St Roundabout	16,259	96,550	112,809
Equity				
9000-2500	Transfer to Reserve - Municipal Retained Earnings	(156,913)	(268,260)	(425,173)
223-9102	Transfer from Reserve - Road Asset Renewal	156,913	268,260	425,173
Net Total		0	0	0

Statutory Environment

Section 6.8 of the *Local Government Act 1995* refers to expenditure from the municipal fund that is not included in the annual budget. Any adjustments to a budget allocation must be made by an absolute majority decision of the Council. Additionally, where no budget allocation exists, expenditure is not to be incurred until such time as it is authorised in advance, by an absolute majority decision of the Council.

Relevant Plans and Policies

The proposed budget amendment is supported by the City's asset management plan, capital works program and long term financial plan.

Financial Implications

The financial implications of this recommendation are contained within the report.

Stakeholder Consultation

No external stakeholder consultation was required or undertaken in relation to this matter.

Risk Assessment

An assessment of the potential implications of implementing the officer recommendation has been undertaken using the City's risk management framework, with risks assessed taking into account any controls already in place. There are no risks identified of medium or greater level.

Options

The Council could decide not to go ahead with the proposed budget amendment request.

CONCLUSION

Council's approval is sought to amend the budget as per the details contained in this report.

TIMELINE FOR IMPLEMENTATION OF OFFICER RECOMMENDATION

Should the officer recommendation be endorsed, the associated budget amendment will be processed within a month of being approved.

6.6 BUDGET AMENDMENT REQUEST / REVIEW - OLD VASSE LIGHTHOUSE

STRATEGIC GOAL	6. LEADERSHIP Visionary, collaborative, accountable
STRATEGIC OBJECTIVE	6.1 Governance systems, process and practices are responsible, ethical and transparent.
SUBJECT INDEX	Budget Planning and Reporting
BUSINESS UNIT	Financial Services
REPORTING OFFICER	Manager Financial Services - Paul Sheridan
AUTHORISING OFFICER	Director Finance and Corporate Services - Tony Nottle
NATURE OF DECISION	Executive: substantial direction setting, including adopting strategies, plans and policies (excluding local planning policies), tenders, setting and amending budgets, funding, donations and sponsorships, reviewing committee recommendations
VOTING REQUIREMENT	Absolute Majority
ATTACHMENTS	Nil

COMMITTEE RECOMMENDATION

F2001/007 Moved Councillor J Barrett-Lennard, seconded Councillor G Henley

That the Council endorse the requested budget amendment outlined in Table 1 below resulting in nil impact on the budgeted net current position:

Table 1:

Cost Code	Description	Current Amended Budget (\$)	Change (\$)	Resulting Proposed Amended Budget (\$)
Expenditure				
120-B9600-3280-0000	Contractor Costs – Old Vasse Lighthouse	120,000	(94,245)	25,755
120-C3112-3280-000	Contractor Costs – Foreshore Exercise Equipment	123,400	94,245	217,644
Net Total		243,400	0	243,400

CARRIED 5/0

BY ABSOLUTE MAJORITY

EXECUTIVE SUMMARY

This report seeks recommendation of the Finance Committee to Council for the approval of budget amendments as detailed in this report. Adoption of the officer recommendation will result in a nil impact on the City's current amended budget net position.

BACKGROUND

Council adopted its 2019/2020 municipal budget on Wednesday 31 July 2019 with a balanced budget position. Since this time, Council has been advised of certain expense changes that have impacted the original budget. The Finance Committee is now being asked to consider recommending to Council a budget amendment for the re-allocation of the remaining budget for the Old Vasse Lighthouse project to the Foreshore Exercise Equipment project.

OFFICER COMMENT

In the 2018/19 budget, the City allocated \$120,000 towards the Old Vasse Lighthouse project with the understanding that the Rotary Club would provide an additional contribution of \$100,000; which was later reduced to \$10,000 to procure the clocks component only.

Following the procurement of an engineer's structural design at a cost of \$25,755, the City has a balance of \$94,245 in unallocated funds to complete the project. An indicative estimated costing has been secured of \$260,000 to \$280,000 for the project, excluding landscaping works.

Given the significant reduction in available funds and the remaining scope of work to complete the project, it is recommended that it be discontinued and that the balance of remaining funds be reallocated to the Foreshore Exercise Equipment project to address a budget shortfall identified at tender stage for that project.

The Busselton Foreshore Exercise Equipment project includes six exercise stations over a one kilometre circuit between Gale Street and the Equinox restaurant. The project supplements youth-oriented playground infrastructure with exercise equipment that is suitable for a broad range of ages. Exercise stations are for community use and will be readily accessible to the public.

A Rotary clock could be further considered as part of projects such as the Mitchell Park redevelopment, or as part of an upgrade to a roundabout in an appropriate location.

Planned Amendment Items

Officers propose that the 2019/2020 adopted budget (as amended) be further amended to reflect the following funding changes, shown in Table 1.

Table 1:

Cost Code	Description	Current Amended Budget (\$)	Change (\$)	Resulting Proposed Amended Budget (\$)
Expenditure				
120-B9600-3280-0000	Contractor Costs – Old Vasse Lighthouse	120,000	(94,245)	25,755
120-C3112-3280-000	Contractor Costs – Foreshore Exercise Equipment	123,400	94,245	217,644
Net Total		243,400	0	243,400

Statutory Environment

Section 6.8 of the *Local Government Act 1995* refers to expenditure from the municipal fund that is not included in the annual budget. Any adjustments to a budget allocation must be made by an absolute majority decision of the Council. Additionally, where no budget allocation exists, expenditure is not to be incurred until such time as it is authorised in advance, by an absolute majority decision of the Council.

Relevant Plans and Policies

The proposed budget amendment is supported by the City's capital works program and long term financial plan.

Financial Implications

The financial implications of this recommendation are contained within the report.

Stakeholder Consultation

The Rotary Club has been advised that the City is unable to proceed with the proposed Old Vasse Lighthouse project at this point in time.

Risk Assessment

An assessment of the potential implications of implementing the officer recommendation has been undertaken using the City's risk management framework, with risks assessed taking into account any controls already in place. No risks of a medium or greater level have been identified.

Options

The Council could decide not to approve the proposed budget amendment request.

CONCLUSION

Council's approval is sought to amend the budget as per the details contained in this report. Upon approval the remaining proposed works will be planned, organised and completed.

TIMELINE FOR IMPLEMENTATION OF OFFICER RECOMMENDATION

Should the officer recommendation be endorsed, the associated budget amendment will be processed within a month of being approved.

6.7 BUDGET AMENDMENT REQUEST / REVIEW - REALLOCATION OF GLC POOL RELINING BUDGET

STRATEGIC GOAL	6. LEADERSHIP Visionary, collaborative, accountable
STRATEGIC OBJECTIVE	6.1 Governance systems, process and practices are responsible, ethical and transparent.
SUBJECT INDEX	Budget Planning and Reporting
BUSINESS UNIT	Financial Services
REPORTING OFFICER	Manager Financial Services - Paul Sheridan
AUTHORISING OFFICER	Director Finance and Corporate Services - Tony Nottle
NATURE OF DECISION	Executive: substantial direction setting, including adopting strategies, plans and policies (excluding local planning policies), tenders, setting and amending budgets, funding, donations and sponsorships, reviewing committee recommendations
VOTING REQUIREMENT	Absolute Majority
ATTACHMENTS	Nil

COMMITTEE RECOMMENDATION

F2001/008 Moved Councillor G Henley, seconded Councillor J Barrett-Lennard

That the Council endorse the requested budget amendment outlined in Table 1 below resulting in nil impact on the budgeted net current position:

Table 1:

Cost Code	Description	Current Amended Budget (\$)	Change (\$)	Resulting Proposed Amended Budget (\$)
Non-Current Assets				
522-B9517-3280-0000	Contractor Costs – GLC Pool Relining	50,000	(50,000)	0
332-B9604-3280-0000	Contractor Costs – Women's Change Facility Bovell	83,685	6,500	90,185
522-B9596-3280-0000	Contractor Costs – GLC Building Improvements	525,900	43,500	569,400
Net Total		659,585	0	659,585

CARRIED 5/0

BY ABSOLUTE MAJORITY

EXECUTIVE SUMMARY

This report seeks recommendation of the Finance Committee to Council for the approval of budget amendments as detailed in this report. Adoption of the officer recommendation will result in a nil impact on the City's current amended budget net position.

BACKGROUND

Council adopted its 2019/2020 municipal budget on Wednesday 31 July 2019 with a balanced budget position. Since this time, Council has been advised of certain expense changes that have impacted the original budget. The Finance Committee is now being asked to consider recommending to Council a budget amendment for the re-allocation of the GLC Pool Relining budget.

OFFICER COMMENT

Capital works were recently completed on the installation of women's change room facilities located at Bovell Oval. This project cost \$6,500 more than estimated. To this end, a request is made to transfer \$6,500 of the GLC Pool Relining budget totalling \$50,000 to cover this budget overrun.

Subsequent to this, a second request is made to reassign the remaining \$43,500 of Pool Relining budget to the GLC Building Improvements budget increasing it from \$525,900 to \$569,400, for works to be completed this financial year.

Both GLC swimming pools were relined in financial year 2017/2018. It was decided at the time that \$50,000 of the left over budget be carried over in anticipation of additional future works. Additional works are no longer considered necessary. Based on this, a request is made to consolidate the remaining \$43,500 of budget into this year's GLC building improvements works, soon to go out for tender.

Planned Amendment Items

Officers propose that the 2019/2020 adopted budget (as amended), be further amended to reflect the following funding changes, shown in Table 1.

Table 1:

Cost Code	Description	Current Amended Budget (\$)	Change (\$)	Resulting Proposed Amended Budget (\$)
Non-Current Assets				
522-B9517-3280-0000	Contractor Costs – GLC Pool Relining	50,000	(50,000)	0
332-B9604-3280-0000	Contractor Costs – Women's Change Facility Bovell	83,685	6,500	90,185
522-B9596-3280-0000	Contractor Costs – GLC Building Improvements	525,900	43,500	569,400
Net Total		659,585	0	659,585

Statutory Environment

Section 6.8 of the *Local Government Act 1995* refers to expenditure from the municipal fund that is not included in the annual budget. Any adjustments to a budget allocation must be made by an absolute majority decision of the Council. Additionally, where no budget allocation exists, expenditure is not to be incurred until such time as it is authorised in advance by an absolute majority decision of the Council.

Relevant Plans and Policies

The proposed budget amendment is supported by the City's asset management plan, capital works program and long term financial plan.

Financial Implications

The financial implications of this recommendation are contained within the report.

Stakeholder Consultation

No external stakeholder consultation was required or undertaken in relation to this matter.

Risk Assessment

An assessment of the potential implications of implementing the officer recommendation has been undertaken using the City's risk management framework, with risks assessed taking into account any controls already in place.

There is a risk to the City, as there is with all projects undertaken, that the final cost could exceed budget. If this looks to be the case, Council will be notified so a suitable offset / project scope back can be identified.

Options

The Council could decide not to go ahead with the proposed budget amendment request.

CONCLUSION

Council's approval is sought to amend the budget as per the details contained in this report. Upon approval, the remaining proposed works will be planned, organised and completed.

TIMELINE FOR IMPLEMENTATION OF OFFICER RECOMMENDATION

Should the officer recommendation be endorsed, the associated budget amendment will be processed within a month of being approved.

- 11.29am: At this time, Mr Archer left the meeting.
- 11.31am: At this time, Mr Shepherd left the meeting.
- 11.32am: At this time, Mr Archer re-entered the meeting.

7. GENERAL DISCUSSION ITEMS

Mr Nottle provided members with an overview of the City's current budgeted staffing establishment and a synopsis of the changes in staffing since 2010.

8. NEXT MEETING DATE

Wednesday, 12 February 2020

9. CLOSURE

The meeting closed at 12.03pm.

THESE MINUTES CONSISTING OF PAGES 1 TO 61 WERE CONFIRMED AS A TRUE AND CORRECT RECORD ON WEDNESDAY, 12 FEBRUARY 2020.

DATE: _____ PRESIDING MEMBER: _____