



Finance Committee Agenda

16 August 2018

ALL INFORMATION AVAILABLE IN VARIOUS FORMATS ON REQUEST

city@busselton.wa.gov.au

CITY OF BUSSELTON

MEETING NOTICE AND AGENDA – 16 AUGUST 2018

TO: THE MAYOR AND COUNCILLORS

NOTICE is given that a meeting of the Finance Committee will be held in the Committee Room, Administration Building, Southern Drive, Busselton on Thursday, 16 August 2018, commencing at 9.30am.

The attendance of Committee Members is respectfully requested.

Disclosure

Statements or decisions made at Council meetings or briefings should not be relied on (or acted upon) by an applicant or any other person or entity until subsequent written notification has been given by or received from the City of Busselton. Without derogating from the generality of the above, approval of planning applications and building permits and acceptance of tenders and quotations will only become effective once written notice to that effect has been given to relevant parties. The City of Busselton expressly disclaims any liability for any loss arising from any person or body relying on any statement or decision made during a Council meeting or briefing.



MIKE ARCHER

CHIEF EXECUTIVE OFFICER

10 August 2018

CITY OF BUSSELTON

AGENDA FOR THE FINANCE COMMITTEE MEETING TO BE HELD ON 16 AUGUST 2018

TABLE OF CONTENTS

ITEM NO.	SUBJECT	PAGE NO.
1.	DECLARATION OF OPENING AND ANNOUNCEMENT OF VISITORS.....	4
2.	ATTENDANCE	4
3.	PUBLIC QUESTION TIME.....	4
4.	DISCLOSURE OF INTERESTS	4
5.	CONFIRMATION OF MINUTES	4
5.1	Minutes of the Finance Committee Meeting held 26 July 2018	4
6.	REPORTS	5
6.1	DONATIONS/CONTRIBUTIONS AND SUBSIDIES FUND - JUNE AND JULY 2018.....	5
6.2	FINANCIAL ACTIVITY STATEMENTS - PERIOD ENDING 30 JUNE 2018	8
6.3	LIST OF PAYMENTS MADE JUNE 2018	32
6.4	PROCUREMENT OF EXPERT SERVICES - CONTAMINATED SITE INVESTIGATIONS	54
7.	GENERAL DISCUSSION ITEMS	59
7.1	DLGSCI FINANCIAL STATISTICS.....	59
7.2	TEN YEAR CAPITAL PROJECT TABLE	59
8.	NEXT MEETING DATE	64
9.	CLOSURE	64

1. DECLARATION OF OPENING AND ANNOUNCEMENT OF VISITORS

2. ATTENDANCE

Apologies

3. PUBLIC QUESTION TIME

4. DISCLOSURE OF INTERESTS

5. CONFIRMATION OF MINUTES

5.1 Minutes of the Finance Committee Meeting held 21 June 2018

RECOMMENDATION

That the Minutes of the Finance Committee Meeting held 21 June 2018 be confirmed as a true and correct record.

6. REPORTS

6.1 DONATIONS/CONTRIBUTIONS AND SUBSIDIES FUND - JUNE AND JULY 2018

SUBJECT INDEX:	Donations/Contributions
STRATEGIC OBJECTIVE:	Governance systems, process and practices are responsible, ethical and transparent.
BUSINESS UNIT:	Governance Services
ACTIVITY UNIT:	Governance Services
REPORTING OFFICER:	Executive Assistant to Council - Katie Banks Community Development Officer - Naomi Davey
AUTHORISING OFFICER:	Director, Community and Commercial Services - Naomi Searle
VOTING REQUIREMENT:	Simple Majority
ATTACHMENTS:	Nil

PRÉCIS

This report provides an overview of the allocated Donations and Contributions for June and July 2018, considered of relevance to members of the Finance Committee, and also the Council.

BACKGROUND

The Council allocates an annual budget allowance to the Donations, Contributions and Subsidies (Sponsorship Fund). This is provided such that eligible groups and individuals can apply for and receive sponsorship to assist them in the pursuit of endeavours that bring direct benefit to the broader community. Allocation of the funds is delegated to the Chief Executive Officer, in accordance with published guidelines and funding availability.

STATUTORY ENVIRONMENT

There are no significant statutory environment points to note.

FINANCIAL IMPLICATIONS

The annual budget allowance for the Sponsorship Fund in 2017/18 was \$40,000. Total expenditure, including the applications supported in June 2018 was \$27,513.23, leaving an end of year surplus balance of \$12,486.77.

The annual budget allowance for the Sponsorship Fund in 2018/19 is \$30,000. Applications supported in July 2018 totalled \$750, leaving a balance of \$29,250.

Long Term Financial Plan

There are no long term financial plan implications.

STRATEGIC COMMUNITY OBJECTIVES

This matter aligns principally with Key Goal Areas 6 the City of Busselton Strategic Community Plan 2017: Governance systems, process and practices are responsible, ethical and transparent.

RISK ASSESSMENT

There are no identified risks or a medium or greater level associated with the officer's recommendation.

CONSULTATION

Consultation was undertaken with each applicant in the course of assessing their applications.

OFFICER COMMENT

Seven applications were supported in June 2018, totalling \$4,082, and one application was supported in July 2018, totalling \$750.00, as outlined in the table below

App. No.	Recipient	Purpose	Amount
June 2018			
87/1718	Busselton Wildflower Association	Seeking funds to cover costs associated with hosting 2018 Wildflower Exhibition.	\$800.00
88/1718	Woodturners Association of WA	Hosting Woodturners Workshop. Seeking funds to cover the cost of venue hire.	\$640
89/1718	Ross Rann	Selected to represent WA at the School Sport Australia Swimming Championship in Hobart. Seeking funds to help cover costs of travel.	\$200
90/1718	Travis Vogel	Selected to represent WA as part of the WA Schools Basketball 18s at the School Sport Australia National Schools Championships in Darwin 10 -18 August 2018. Funds requested to cover cost of travel expenses.	\$200
91/1718	Busselton-Dunsborough Environmental Centre Inc.	Funds requested to assist with promotion, room hire and facilitator costs for Bee Workshop 8 September 2018.	\$700
94/1718	Radiance Network Southwest	Hosting free event to promote awareness of pre-natal anxiety and depression, and local support available to families. Located on the Busselton foreshore - seeking funds to contribute to shade and PA system.	\$500
NA	Aboriginal Community Art Exhibition - Internal Memorandum	Internal Memorandum - fee waiver requested for hire of Ballarat Room at Railway House hire for Aboriginal Art Exhibition from June 27 to 16 August - requested by Jacquie Happ.	\$1,042
June Total			\$4,082

July 2018			
01/1819	WestOz Geocaching	Funding requested to asset with venue hire fee at the NCC as the base for the 'WA Goes Big 2018' Geocaching event which is a free community event expected to attract over 250 teams to participate & therefore attract a large number of visitors to Dunsborough and surrounding areas.	\$750
July Total			\$750

CONCLUSION

The Sponsorship Fund continues to provide support to groups and individuals, with a total of eight applications supported in June and July 2018.

OPTIONS

This report is for noting only and hence there are no options presented.



TIMELINE FOR IMPLEMENTATION OF OFFICER RECOMMENDATION

This report is for noting only.

OFFICER RECOMMENDATION

That the donations and sponsorships for the month of June 2018 and July 2018 be noted.

6.2 FINANCIAL ACTIVITY STATEMENTS - PERIOD ENDING 30 JUNE 2018

SUBJECT INDEX:	Budget Planning and Reporting
STRATEGIC OBJECTIVE:	Governance systems, process and practices are responsible, ethical and transparent.
BUSINESS UNIT:	Finance and Corporate Services
ACTIVITY UNIT:	Financial Services
REPORTING OFFICER:	Manager Financial Services - Kim Dolzadelli
AUTHORISING OFFICER:	Director Finance and Corporate Services - Tony Nottle
VOTING REQUIREMENT:	Simple Majority
ATTACHMENTS:	Attachment A Statement of Financial Activity - Period Ending 30 June 2018 
	Attachment B Investment Report - Period Ending 30 June 2018 

PRÉCIS

Pursuant to Section 6.4 of the Local Government Act ('the Act') and Regulation 34(4) of the Local Government (Financial Management) Regulations ('the Regulations'), a local government is to prepare, on a monthly basis, a statement of financial activity that reports on the City's financial performance in relation to its adopted/ amended budget.

This report has been compiled to fulfil the statutory reporting requirements of the Act and associated Regulations, whilst also providing the Council with an overview of the City's financial performance on a year to date basis for the period ending 30 June 2018.

BACKGROUND

The Regulations detail the form and manner in which financial activity statements are to be presented to the Council on a monthly basis; and are to include the following:

- Annual budget estimates
- Budget estimates to the end of the month in which the statement relates
- Actual amounts of revenue and expenditure to the end of the month in which the statement relates
- Material variances between budget estimates and actual revenue/ expenditure/ (including an explanation of any material variances)
- The net current assets at the end of the month to which the statement relates (including an explanation of the composition of the net current position)

Additionally, and pursuant to Regulation 34(5) of the Regulations, a local government is required to adopt a material variance reporting threshold in each financial year. At its meeting of 26 July 2017, the Council adopted (C1707/163) the following material variance reporting threshold for the 2017/18 financial year:

"That pursuant to Regulation 34(5) of the Local Government (Financial Management) Regulations, the Council adopts a material variance reporting threshold with respect to financial activity statement reporting for the 2017/18 financial year as follows:

- *Variances equal to or greater than 10% of the year to date budget amount as detailed in the Income Statement by Nature and Type/ Statement of Financial Activity report, however variances due to timing differences and/or seasonal adjustments are to be reported on a quarterly basis; and*
- *Reporting of variances only applies for amounts greater than \$25,000."*

STATUTORY ENVIRONMENT

Section 6.4 of the Local Government Act and Regulation 34 of the Local Government (Financial Management) Regulations detail the form and manner in which a local government is to prepare financial activity statements.

RELEVANT PLANS AND POLICIES

Not applicable

FINANCIAL IMPLICATIONS

Any financial implications are detailed within the context of this report.

Long-term Financial Plan Implications

Any financial implications are detailed within the context of this report.

STRATEGIC COMMUNITY OBJECTIVES

This matter principally aligns with Key Goal Area 6 – ‘Leadership’ and more specifically Community Objective 6.1 - ‘Governance systems, process and practices are responsible, ethical and transparent’.

RISK ASSESSMENT

Risk assessments have been previously completed in relation to a number of ‘higher level’ financial matters, including timely and accurate financial reporting to enable the Council to make fully informed financial decisions. The completion of the monthly Financial Activity Statement report is a control that assists in addressing this risk.

CONSULTATION

Not applicable

OFFICER COMMENT

In order to fulfil statutory reporting requirements, and to provide the Council with a synopsis of the City’s overall financial performance on a full year basis, the following financial reports are attached here to:

- Statement of Financial Activity

This report provides details of the City’s operating revenues and expenditures on a year to date basis, by nature and type (i.e. description). The report has been further extrapolated to include details of non-cash adjustments and capital revenues and expenditures, to identify the City’s net current position; which reconciles with that reflected in the associated Net Current Position report.

- Net Current Position

This report provides details of the composition of the net current asset position on a full year basis, and reconciles with the net current position as per the Statement of Financial Activity.

▪ Capital Acquisition Report

This report provides full year budget performance (by line item) in respect of the following capital expenditure activities:

- Land and Buildings
- Plant and Equipment
- Furniture and Equipment
- Infrastructure

▪ Reserve Movements Report

This report provides summary details of transfers to and from reserve funds, and also associated interest earnings on reserve funds, on a full year basis.

Additional reports and/or charts are also provided as required to further supplement the information comprised within the statutory financial reports.

COMMENTS ON FINANCIAL ACTIVITY TO 30 June 2018

The Statement of Financial Activity for the period ending 30 June 2018 shows a better than expected Net Current Position "Surplus" of \$3.51M.

The Surplus is made up as follows:

Prepayment of Financial Assistance Grants	\$1,169,926	to be utilised in 2018/2019 Budget
Carryover Items	\$1,930,424	to be utilised in 2018/2019 Budget
New Infrastructure Development Reserve	<u>\$410,924</u>	Transfer to Reserve 2018/2019 *
	<u>\$3,511,291</u>	

* To be transferred into the New Infrastructure Development Reserve as per Council Resolution.

The following summarises the major variances in accordance with *Council's adopted material variance reporting threshold* that collectively make up the above difference:

Description	2017/2018 Actual	2017/2018 Amended Budget YTD	2017/2018 Amended Budget	2017/18 YTD Bud Variance	2017/18 YTD Bud Variance
	\$	\$	\$	%	\$
Revenue from Ordinary Activities	68,322,042	66,506,299	66,506,299	2.73%	1,815,743
Expenses from Ordinary Activities	(68,957,356)	(69,038,713)	(69,038,713)	0.12%	(1,836,254)
Borrowings Cost Expense					
Interest Expenses	(1,250,420)	(1,410,971)	(1,410,971)	11.38%	160,551
Non-Operating Grants, Subsidies and Contributions	24,793,990	43,655,339	43,655,339	-43.21%	(18,861,349)
Profit on Asset Disposals	55,551	22,400	22,400	148.00%	33,151
Loss on Asset Disposals	(681,441)	(6,252)	(6,252)	-10779%	(675,189)
Capital Revenue & (Expenditure)					
Land & Buildings	(6,744,696)	(17,106,693)	(17,106,693)	60.57%	10,361,997
Plant & Equipment	(2,524,122)	(4,279,400)	(4,279,400)	41.02%	1,755,278
Furniture & Equipment	(670,125)	(832,712)	(832,712)	19.52%	162,587
Infrastructure	(42,255,717)	(60,684,321)	(60,684,321)	30.37%	18,428,604
Proceeds from Sale of Assets	424,075	635,150	635,150	-33.23%	(211,075)

Description	2017/2018 Actual	2017/2018 Amended Budget YTD	2017/2018 Amended Budget	2017/18 YTD Bud Variance	2017/18 YTD Bud Variance
Continued:					
Proceeds from New Loans	6,960,000	10,110,000	10,110,000	-31.16%	(3,150,000)
Self Supporting Loans - Repayment of Principal	65,163	73,466	73,466	-11.30%	(8,303)
Total Loan Repayments - Principal	(2,359,142)	(2,780,982)	(2,780,982)	15.17%	421,840
Advances to Community Groups	(110,000)	(260,000)	(260,000)	57.69%	150,000
Transfer to Restricted Assets	(5,805,349)	(648,639)	(648,639)	-795.00%	(5,156,710)
Transfer from Restricted Assets	24,594,391	27,832,765	27,832,765	-11.64%	(3,238,374)
Transfer to Reserves	(15,102,673)	(16,085,572)	(16,085,572)	6.11%	982,899
Transfer from Reserves	10,663,211	20,471,964	20,471,964	-47.91%	(9,808,753)

Operating Revenue:

Revenue from ordinary activities is \$1,815,743 more than expected when compared to YTD Budget with the following items meeting the material variance reporting threshold set by Council for the 2017/2018 Financial Year.

Description	2017/2018 Actual	2017/2018 Amended Budget YTD	2017/2018 Amended Budget	2017/18 YTD Bud Variance	2017/18 YTD Bud Variance
	\$	\$	\$	%	\$
Operating Grants, Subsidies and Contributions	4,736,243	3,640,258	3,640,258	30.11%	1,095,985
Other Revenue	519,958	429,029	429,029	21.19%	90,929

Operating Grants, Subsidies and Contributions

Cost Code	Cost Code Description	Natural Account Description	Variance YTD
Finance and Corporate Services			
<u>Grants Commission</u>			
10152	Other General Purpose Funding	Grants Commission - Untied Grants – prepayment of 50% of 18/19 funding to be carried forward to 18/19 Budget	1,169,926

Reimbursements

10151	Rates Administration	Legal Fees – offset with reduced expenditure	(27,340)
10521	Human Resources & Payroll	Reimbursements - Workers Compensation – offset with reduced claims	(95,000)
Community and Commercial Services			

State Government Grants & Subsidies - Operating Activities

10635	Regional Centres Program	Operating Grants & Subsidies-Other – offset with reduced expenditure	(120,000)
11151	Airport Operations	Operating Grants & Subsidies-Other - offset with reduced expenditure	56,800

Cost Code	Cost Code Description	Natural Account Description	Variance YTD
Community and Commercial Services - continued			

Contributions - Operating Activities

B1361	YCAB (Youth Precinct Foreshore)	Contributions - Operating Activities - offset with reduced expenditure	20,000
Planning and Development Services			

State Government Grants & Subsidies - Operating Activities

10820	Strategic Planning	Operating Grants & Subsidies-Other offset with reduced expenditure	(37,500)
-------	--------------------	--	----------

Reimbursements

10940	Fire Prevention DFES	Reimbursement ESL - Prior Period Adjustments – offset with increased expenditure	81,526
Engineering and Works Services			

State Government Grants & Subsidies - Operating Activities

11101	Engineering Services Administration	Operating Grants & Subsidies-Other offset with reduced expenditure	(30,707)
11300	Sanitation Waste Services Administration	Operating Grants & Subsidies-Other offset with reduced expenditure	(120,000)
M9999	Road Maintenance Bal Of Budget	Operating Grants & Subsidies-Other offset with reduced expenditure	(36,274)

Reimbursements

11501	Operations Services Works	Reimbursements – workers compensation – offset with increased expenditure	42,334
M9999	Road Maintenance Bal Of Budget	Operating Grants & Subsidies - Other Prior Year Storm Damage – unexpected windfall	38,516

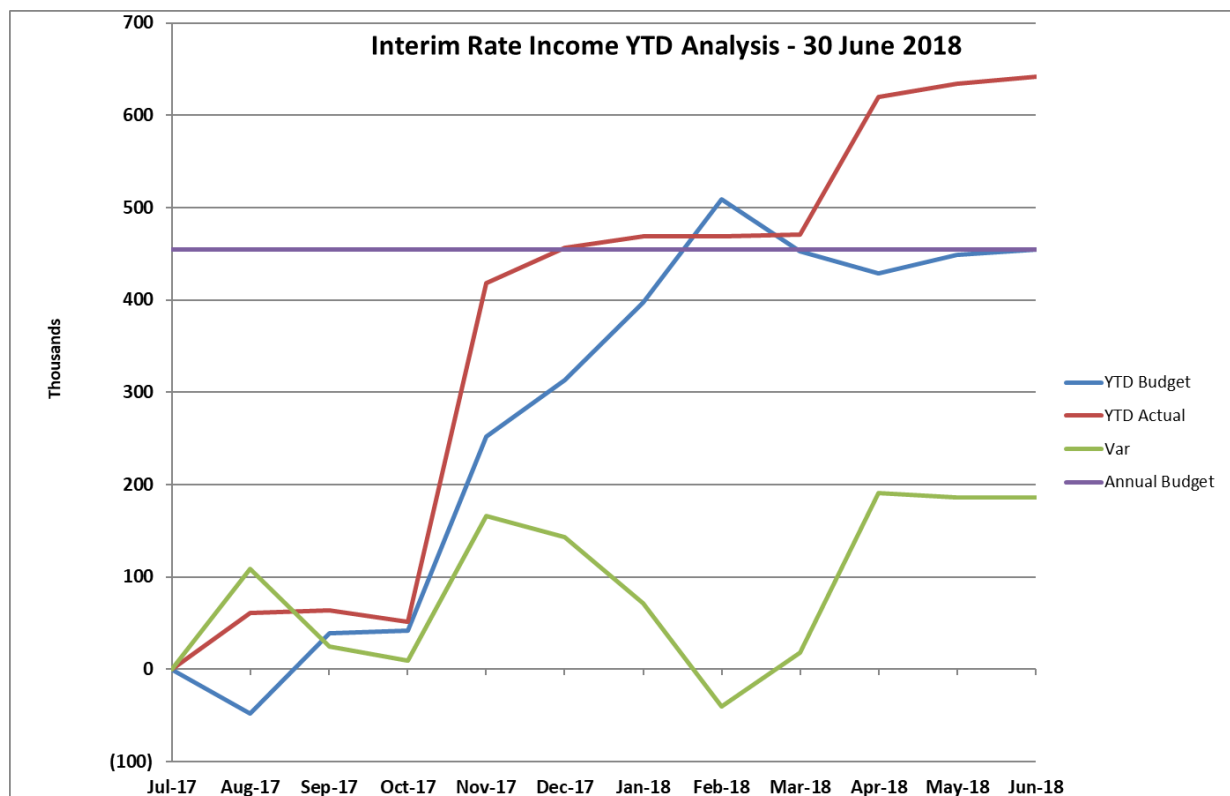
Other Revenue

The items predominately impacting the above “Other Revenue” performance is Sale of Scrap Materials \$104K.

The Officer notes that the above performance of “Operating Grants and Subsidies” and “Other Revenue” is added to by a positive collective performance of \$628K for Rates, Interest and Fees and Charges; these items fall below the Material Variance reporting thresholds.

Interim Rates:

Officers continue to monitor Interim Rating Income levels and present the following information noting that the YTD Budget has already been achieved;



Operating Expenditure:

Expenditure from ordinary activities, excluding depreciation, is \$1.86M less than expected when compared to YTD Budget with the following items meeting the material variance reporting threshold set by Council for the 2017/2018 Financial Year.

Description	2017/2018 Actual	2017/2018 Amended Budget YTD	2017/2018 Amended Budget	2017/18 YTD Bud Variance	2017/18 YTD Bud Variance
	\$	\$	\$	%	\$
Other Expenditure	(4,542,810)	(3,444,580)	(3,444,580)	-31.88%	(1,098,230)
Allocations	1,730,603	1,996,270	1,996,270	13.31%	(265,667)

Other Expenditure:

The main items affected are listed below:

Cost Code	Cost Code Description / GL Activity	Variance YTD
<u>Executive Services</u>		
10001	Office of the CEO – saving to Budget	52,007
10700	Public Relations – saving to Budget	34,745

Cost Code	Cost Code Description / GL Activity	Variance YTD
<u>Community and Commercial Services</u>		
C6101	Return of Airport State Grant	(1,400,000)
<u>Planning and Development Services</u>		
10805	Planning Administration – saving to Budget	36,743
<u>Engineering and Works Services</u>		
10115	Major Projects Administration – saving to Budget	36,108
11160	Busselton Jetty – contribution to Safe Swimming Area to be progressed in 18/19	50,000
B1223	Micro Brewery - Public Ablution to be progressed in 18/19	60,000

Allocations:

Allocations are running \$265k under YTD Budget; these items are an internal allocation of administrative costs from the Finance and Corporate Services division.

The Officer further notes that the above combined performance of “Other Expenditure” and “Allocations” is added to by a positive collective performance of \$1.44M for Employee Costs, Utilities, Insurances and Materials and contracts.

Non-Operating Grants, Subsidies and Contributions:

Non-Operating Grants, Subsidies and Contributions are less than YTD Budget by \$18.86M with the main item impacting on the above result is the timing of the receipt of “Airport Development - Project Grant” with a current negative result of -\$9.84M and -\$7.63M in Donated Assets less than expected in receipt of Donated Assets associated with development.

Cost Code	Cost Code Description	Variance YTD
<u>Finance and Corporate Services</u>		
10239	Contributions (Revenue) Prog 11	(191,177)
10240	Contributions (Revenue) Prog 12	52,027
<u>Community and Commercial Services</u>		
10900	Cultural Planning	32,246
C6099	Airport Development - Project Expenses	(9,845,811)
<u>Planning and Development Services</u>		
B1023	Vasse Bushfire Brigade – Fire Truck - donated asset	503,968
B1029	Busselton Branch SES	49,194
B9112	Ambergate Bushfire Brigade Shed	(123,307)
<u>Engineering and Works Services</u>		
A0022	Yallingup Beach Road Bridge - 3347	(222,000)
A0200	Donated Bridges	1,202,394
B9999	Donated Buildings	180,000

Cost Code	Cost Code Description	Variance YTD
<u>Engineering and Works Services - Continued</u>		
C1513	Port Geographe Boat Trailer Parking Layout Redevelopment	(171,750)
C2512	Sand Re-Nourishment	(55,000)
C3020	Donated Assets Parks, Gardens & Reserves	1,009,973
C3150	Busselton Foreshore Stage 3: Toddler's Playground	(171,000)
C3168	Busselton Foreshore Jetty Precinct	(728,990)
D2000	Donated Assets Drainage	(1,415,852)
F1003	Donated Assets Footpaths & Cycleways	(8,553,758)
F1020	College Avenue Shared Path	(63,449)
S0067	Layman Road - Reconstruction Between 3250 and 6190	(80,000)
S0068	Georgiana Molloy Bus Bay Facilities	(120,000)
T0016	Puzey Road	(32,862)
T0079	Patton Terrace - Asphalt Overlay	(97,468)
T0080	Craig Street - Asphalt Overlay	44,102
T0084	Yelverton Road- Rural reconstruction & widening	122,152
W0030	Donated Roads	(84,299)

Capital Expenditure

As at 30 June 2018, there is a variance of -37.04% or -\$30.7M in total capital expenditure with YTD Actual at -\$52.19M against an YTD Budget of -\$82.9M. The Airport Development makes up for \$12.82M, Plant and Equipment Purchases, \$1.75M, Furniture and Equipment Purchases \$162K, Major Project - Busselton Foreshore \$4.43M, Main Roads projects \$583K, Busselton/Dunsborough Traffic Implementation Works \$2.3K and Council Roads Initiatives \$603K of the overall variance which also assists in explaining the above current YTD shortfall in Non-Operating Grants.

The attachments to this report include detailed listings of the following capital expenditure (project) items, to assist in reviewing specific variances.

Investment Report

Pursuant to the Council's Investment Policy, a report is to be provided to the Council on a monthly basis, detailing the investment portfolio in terms of performance and counterparty percentage exposure of total portfolio. The report is also to provide details of investment income earned against budget, whilst confirming compliance of the portfolio with legislative and policy limits.

As at 30th June 2018, the value of the City's invested funds totalled \$69.9M, down from \$78.19M as at 31st May. The decrease is due to ongoing expenses and end of financial year adjustments.

During the month of June six term deposits held with three different institutions totalling \$14.0M matured. All were renewed for a further 141 days at 2.72% (on average).

An internal adjustment to funding allocations was made resulting in a partial term deposit previously allocated to the Airport Redevelopment Project being re-purposed as municipal funding. A corresponding reallocation was made within the 11am account.

The balance of the 11am account (an intermediary account which offers immediate access to the funds compared to the term deposits and a higher rate of return compared to the cheque account) decreased by \$5.5M. Deductions totalling \$4.0m were required to meet normal operation expenses with a further \$1.5M being transferred to the Airport Redevelopment ANZ Cash account to compensate for the above mentioned repurposing.

The balance of the Airport Development ANZ cash account decreased by \$2.75M over the month. This decrease was partially due to the use of funds to meet ongoing expenses. Additionally a deduction of \$1.72M as at 30 June is a “book entry” only at this point in time, with a reversal processed effective 1 July. This movement was required to meet end of financial year reporting requirements.

The RBA left official rates on hold during June and July. Future movements remain uncertain at this point, although the next movement is likely to be up but not in the immediate future.

Chief Executive Officer – Corporate Credit Card

Details of monthly (May to June) transactions made on the Chief Executive Officer’s corporate credit card are provided below to ensure there is appropriate oversight and awareness of credit card transactions made.

Date	Amount	Payee	Description
29-May-18	\$540.00	Qantas	* CEO Qantas Club Membership Renewal
12-Jun-18	\$140.00	Ibis Budget Perth Airport	Mayor Accommodation en-route to Regional Capitals Alliance WA Meeting
15-Jun-18	\$150.61	Rydges Kalgoorlie	Mayor Accommodation RCAWA Meeting
25-Jun-18	\$77.90	Sarah’s Flowers	Sympathy Flowers

**Funds debited against CEO Annual Professional Development Allowance as per employment Contract Agreement*

+ Allocated against CEO Hospitality Expenses Allowance

CONCLUSION

As at 30 June 2018, the City’s financial performance is considered satisfactory. At this time, subject to there being no changes via the Annual Financial Audit for 2017/2018 the Statement of Financial Activity for the period ending 30 June 2018 shows a better than expected Net Current Position “Surplus” of \$3.51M.

The Surplus is made up as follows:

Prepayment of Financial Assistance Grants	\$1,169,926	to be utilised in 2018/2019 Budget
Carryover Items	\$1,930,424	to be utilised in 2018/2019 Budget
New Infrastructure Development Reserve	<u>\$410,924</u>	Transfer to Reserve 2018/2019 *
	<u>\$3,511,291</u>	

* To be transferred into the New Infrastructure Development Reserve as per Council Resolution.

OFFICER RECOMMENDATION

That the Council receives the statutory financial activity statement reports for the period ending 30 June 2018, pursuant to Regulation 34(4) of the Local Government (Financial Management) Regulations.

City of Busselton**Statement of Financial Activity****For The Period Ending 30 June 2018**

	2017/2018 Actual	2017/2018 Amended Budget YTD	2017/2018 Original Budget YTD	2017/2018 Amended Budget	2017/2018 Original Budget	2017/18 YTD Bud (A) Variance
	\$	\$	\$	\$	\$	%
Revenue from Ordinary Activities						
Rates	45,094,369	44,919,351	44,860,841	44,919,351	44,860,841	0.39%
Operating Grants, Subsidies and Contributions	4,736,243	3,640,258	3,454,904	3,640,258	3,454,904	30.11%
Fees & Charges	15,517,916	15,231,777	15,175,277	15,231,777	15,175,277	1.88%
Other Revenue	519,958	429,029	403,838	429,029	403,838	21.19%
Interest Earnings	2,453,556	2,285,884	2,262,996	2,285,884	2,262,996	7.34%
	68,322,042	66,506,299	66,157,856	66,506,299	66,157,856	2.73%
Expenses from Ordinary Activities						
Employee Costs	(28,746,867)	(29,324,525)	(29,186,308)	(29,324,525)	(29,186,308)	1.97%
Materials & Contracts	(15,686,046)	(17,025,999)	(16,639,971)	(17,025,999)	(16,639,971)	7.87%
Utilities (Gas, Electricity, Water etc)	(2,478,776)	(2,580,822)	(2,580,822)	(2,580,822)	(2,580,822)	3.95%
Depreciation on non current assets	(18,581,517)	(18,003,380)	(18,003,380)	(18,003,380)	(18,003,380)	-3.21%
Insurance Expenses	(651,943)	(655,677)	(655,677)	(655,677)	(655,677)	0.57%
Other Expenditure	(4,542,810)	(3,444,580)	(3,464,535)	(3,444,580)	(3,464,535)	-31.88%
Allocations	1,730,603	1,996,270	1,996,270	1,996,270	1,996,270	13.31%
	(68,957,356)	(69,038,713)	(68,534,423)	(69,038,713)	(68,534,423)	0.12%
Borrowings Cost Expense						
Interest Expenses	(1,250,420)	(1,410,971)	(1,410,971)	(1,410,971)	(1,410,971)	11.38%
	(1,250,420)	(1,410,971)	(1,410,971)	(1,410,971)	(1,410,971)	11.38%
Non-Operating Grants, Subsidies and Contributions	24,793,990	43,655,339	42,079,630	43,655,339	42,079,630	-43.21%
Profit on Asset Disposals	55,551	22,400	22,400	22,400	22,400	148.00%
Loss on Asset Disposals	(681,441)	(6,252)	(6,252)	(6,252)	(6,252)	-10799.57%
	24,168,100	43,671,487	42,095,778	43,671,487	42,095,778	-44.66%
Net Result	22,282,366	39,728,102	38,308,240	39,728,102	38,308,240	-43.91%
Adjustments for Non-cash Revenue & Expenditure						
Depreciation	18,581,517	18,003,380	18,003,380	18,003,380	18,003,380	
Donated Assets	(8,935,865)	(16,000,000)	(16,000,000)	(16,000,000)	(16,000,000)	
(Profit)/Loss on Sale of Assets	625,890	(16,148)	(16,148)	(16,148)	(16,148)	
Deferred Pensioner Movements	(19,965)	0	0	0	0	
Recording of Employee Entitlements (Provisions)	398,311	0	0	0	0	
Deposit & Bonds Movements (cash backed)	1,604,382	0	0	0	0	
Capital Revenue & (Expenditure)						
Land & Buildings	(6,744,696)	(17,106,693)	(16,531,693)	(17,106,693)	(16,531,693)	60.57%
Plant & Equipment	(2,524,122)	(4,279,400)	(4,029,400)	(4,279,400)	(4,029,400)	41.02%
Furniture & Equipment	(670,125)	(832,712)	(830,212)	(832,712)	(830,212)	19.52%
Infrastructure	(42,255,717)	(60,684,321)	(59,905,821)	(60,684,321)	(59,905,821)	30.37%
Proceeds from Sale of Assets	424,075	635,150	635,150	635,150	635,150	-33.23%
Proceeds from New Loans	6,960,000	10,110,000	11,110,000	10,110,000	11,110,000	-31.16%
Self Supporting Loans - Repayment of Principal	65,163	73,466	73,466	73,466	73,466	-11.30%
Total Loan Repayments - Principal	(2,359,142)	(2,780,982)	(2,780,982)	(2,780,982)	(2,780,982)	15.17%
Advances to Community Groups	(110,000)	(260,000)	(260,000)	(260,000)	(260,000)	57.69%
Transfer to Restricted Assets	(5,805,349)	(648,639)	(625,751)	(648,639)	(625,751)	-795.00%
Transfer from Restricted Assets	24,594,391	27,832,765	27,808,739	27,832,765	27,808,739	-11.64%
Transfer to Reserves	(15,102,673)	(16,085,572)	(16,285,572)	(16,085,572)	(16,285,572)	6.11%
Transfer from Reserves	10,663,211	20,471,964	19,486,964	20,471,964	19,486,964	-47.91%
Opening Funds Surplus/ (Deficit)	1,839,640	1,839,640	1,839,640	1,839,640	1,839,640	
Net Current Position - Surplus / (Deficit)	3,511,291	0	0	0	0	

City of Busselton

Net Current Position

For The Period Ending 30 June 2018

	2017/18 Actual	2017/18 Amended Budget	2017/18 Original Budget	2016/17 Actual
	\$	\$	\$	\$
<u>NET CURRENT ASSETS</u>				
<u>CURRENT ASSETS</u>				
Cash - Unrestricted	4,885,287	1,025,543	1,025,543	4,815,096
Cash - Restricted	67,528,052	53,076,880	54,263,018	81,774,380
Sundry Debtors	3,078,872	1,500,000	1,500,000	2,872,111
Rates Outstanding - General	1,262,372	950,000	950,000	950,768
Stock on Hand	23,671	24,457	24,457	24,457
	<u>76,778,254</u>	<u>56,576,880</u>	<u>57,763,018</u>	<u>90,436,812</u>
<u>LESS: CURRENT LIABILITIES</u>				
Bank Overdraft	0	0	0	0
Sundry Creditors	5,738,911	3,500,000	3,500,000	6,822,792
Performance Bonds	3,818,562	2,214,179	2,214,179	2,214,179
	<u>9,557,473</u>	<u>5,714,179</u>	<u>5,714,179</u>	<u>9,036,971</u>
Current Position (inclusive of Restricted Funds)	67,220,781	50,862,701	52,048,839	81,399,841
Add: Cash Backed Liabilities (Deposits & Bonds)	3,818,562	2,214,179	2,214,179	2,214,179
Less: Cash - Restricted Funds	(67,528,052)	(53,076,880)	(54,263,018)	(81,774,380)
<u>NET CURRENT ASSET POSITION</u>	<u><u>3,511,291</u></u>	<u><u>0</u></u>	<u><u>0</u></u>	<u><u>1,839,640</u></u>

City of Busselton

Capital Acquisition Report

Property, Plant & Equipment, Infrastructure

For the Period Ended 30 June 2018

Description	2017/18 Actual	2017/18 Amended Budget YTD	2017/18 Original Budget YTD	2017/18 Amended Budget	2017/18 Original Budget	2017/18 Budget YTD Variance
	\$	\$	\$	\$	\$	%
>> Property, Plant & Equipment						
Land						
10610 Property Services Administration	0	100,000	100,000	100,000	100,000	-100.00%
10820 Strategic Planning	1,057	0	0	0	0	0.00%
10970 Parking Control	0	1,525,000	1,525,000	1,525,000	1,525,000	-100.00%
11156 Airport Development Operations	138,114	100,000	100,000	100,000	100,000	38.11%
R0780 Dunsborough - Commonage Road Oval	1,600,000	1,600,000	1,600,000	1,600,000	1,600,000	0.00%
	1,739,171	3,325,000	3,325,000	3,325,000	3,325,000	-47.69%
Buildings						
Major Projects						
Major Project - Busselton Foreshore						
B9570 Foreshore East-Youth Precinct Community Youth Building/SLSC	1,338,371	1,351,078	1,351,078	1,351,078	1,351,078	-0.94%
B9583 Railway House	7,004	20,000	20,000	20,000	20,000	-64.98%
B9593 Barnard Park Pavilion	348,899	350,969	350,969	350,969	350,969	-0.59%
B9600 Old Busselton Lighthouse	0	0	80,000	0	80,000	0.00%
B9603 Community Youth Building (Non-grant Funded)	13,784	0	0	0	0	0.00%
	1,708,058	1,722,047	1,802,047	1,722,047	1,802,047	-0.81%
Major Project - Administration Building						
B9010 Civic and Administration Centre Construction	1,045,453	1,140,537	1,140,537	1,140,537	1,140,537	-8.34%
	1,045,453	1,140,537	1,140,537	1,140,537	1,140,537	-8.34%
Buildings (Other)						
B9112 Ambergate Bushfire Brigade Shed	39,255	203,307	123,307	203,307	123,307	-80.69%
B9300 Aged Housing Capital Improvements - Winderup	32,914	33,000	33,000	33,000	33,000	-0.26%
B9301 Aged Housing Capital Improvements - Harris Road	43,565	47,000	22,000	47,000	22,000	-7.31%
B9302 Aged Housing Capital Improvements - Winderup Court (City)	22,675	40,000	40,000	40,000	40,000	-43.31%
B9516 Busselton Library Upgrade	24,475	0	0	0	0	0.00%
B9517 GLC - Pool Refining	392,609	570,000	570,000	570,000	570,000	-31.12%
B9528 GLC - Plant Room	16,452	130,000	130,000	130,000	130,000	-87.34%
B9591 Performing Arts Convention Centre	18,050	100,000	100,000	100,000	100,000	-81.95%
B9594 Vasse Community Recreation Precinct	64,984	50,000	50,000	50,000	50,000	29.97%
B9602 Point Piquet Toilet Block	4,390	0	0	0	0	0.00%
B9716 Airport Terminal Stage 2	872,101	9,000,000	9,000,000	9,000,000	9,000,000	-90.31%
B9718 Airport Hangers	550,000	550,000	0	550,000	0	0.00%
B9804 Bsn Jetty Tourist Park Home	161,585	195,802	195,802	195,802	195,802	-17.48%
B9807 Bsn Jetty Tourist Park Building Air Conditioners	8,959	0	0	0	0	0.00%
	2,252,014	10,919,109	10,264,109	10,919,109	10,264,109	-79.38%
Total Buildings	5,005,525	13,781,693	13,206,693	13,781,693	13,206,693	-63.68%
Plant & Equipment						
10100 Finance & Corporate Services Support	49,161	0	0	0	0	0.00%
10502 Community & Commercial Services Support	0	50,000	50,000	50,000	50,000	-100.00%
10591 Geopraphe Leisure Centre	36,308	0	0	0	0	0.00%
10600 Busselton Jetty Tourist Park	10,970	0	0	0	0	0.00%
10610 Property Services Administration	33,417	35,000	35,000	35,000	35,000	-4.52%
10630 Property and Business Development	38,724	40,000	40,000	40,000	40,000	-3.19%
10810 Statutory Planning	65,113	70,000	70,000	70,000	70,000	-6.98%
10850 Implement Management Plans Other	935	0	0	0	0	0.00%
10920 Environmental Health Services Administration	32,133	37,000	37,000	37,000	37,000	-13.16%
10922 Preventative Services - Mosquitoes	40,188	39,500	39,500	39,500	39,500	1.74%
10950 Animal Control	67,960	79,600	79,600	79,600	79,600	-14.62%
11107 Engineering Services Design	32,814	35,000	35,000	35,000	35,000	-6.25%
11170 Meelup Regional Park	1,981	0	0	0	0	0.00%
11401 Transport - Workshop	50,880	53,000	53,000	53,000	53,000	-4.00%
11402 Plant Purchases (P10)	1,105,492	2,095,300	1,845,300	2,095,300	1,845,300	-47.24%
11403 Plant Purchases (P11)	221,471	328,000	328,000	328,000	328,000	-32.48%
11404 Plant Purchases (P12)	733,361	1,402,000	1,402,000	1,402,000	1,402,000	-47.69%
G0030 Busselton Transfer Station	0	5,000	5,000	5,000	5,000	-100.00%
G0031 Dunsborough Waste Facility	3,218	10,000	10,000	10,000	10,000	-67.82%
	2,524,122	4,279,400	4,029,400	4,279,400	4,029,400	-41.02%

City of Busselton

Capital Acquisition Report

Property, Plant & Equipment, Infrastructure

For the Period Ended 30 June 2018

Description	2017/18 Actual	2017/18 Amended Budget YTD	2017/18 Original Budget YTD	2017/18 Amended Budget	2017/18 Original Budget	2017/18 Budget YTD Variance
Furniture & Office Equipment						
10250 Information & Communication Technology Services	107,366	103,276	103,276	103,276	103,276	3.96%
10251 Business Systems	212,600	268,400	268,400	268,400	268,400	-20.79%
10380 Busselton Library	6,100	5,000	5,000	5,000	5,000	22.00%
10381 Dunsborough Library	0	24,130	24,130	24,130	24,130	-100.00%
10530 Community Services Administration	6,276	0	0	0	0	0.00%
10590 Naturaliste Community Centre	2,046	15,720	15,720	15,720	15,720	-86.99%
10591 Geopraphe Leisure Centre	45,637	42,540	42,540	42,540	42,540	7.28%
10616 Winderup Villas Aged Housing	2,782	6,000	6,000	6,000	6,000	-53.63%
10617 Harris Road Aged Housing	1,768	3,500	3,500	3,500	3,500	-49.50%
10625 Art Geo Administration	22,976	12,000	12,000	12,000	12,000	91.47%
10900 Cultural Planning	72,489	79,530	77,030	79,530	77,030	-8.85%
10920 Environmental Health Services Administration	6,574	10,000	10,000	10,000	10,000	-34.26%
10930 Fire Prevention Council	2,332	0	0	0	0	0.00%
11401 Transport - Workshop	1,525	0	0	0	0	0.00%
11500 Operations Services Administration	3,187	0	0	0	0	0.00%
12660 Traffic Signs & Control Equipment	6,800	0	0	0	0	0.00%
B1000 Administration Building- 2-16 Southern Drive	67,739	111,000	111,000	111,000	111,000	-38.97%
B1010 Ambergate Bushfire Brigade	2,055	2,464	2,464	2,464	2,464	-16.62%
B1013 Dunsborough Bushfire Brigade	3,944	4,833	4,833	4,833	4,833	-18.39%
B1014 Eagle Bay Bushfire Brigade	3,944	4,833	4,833	4,833	4,833	-18.39%
B1015 Hithergreen District Bushfire Brigade	3,944	4,833	4,833	4,833	4,833	-18.39%
B1018 Kaloorup Bushfire Brigade	2,055	2,464	2,464	2,464	2,464	-16.62%
B1019 Metricup Bushfire Brigade	2,055	2,464	2,464	2,464	2,464	-16.62%
B1022 Sussex Bushfire Brigade	2,055	2,464	2,464	2,464	2,464	-16.62%
B1023 Vasse Bushfire Brigade	2,055	2,464	2,464	2,464	2,464	-16.62%
B1024 Willyabrup Bushfire Brigade	2,055	2,464	2,464	2,464	2,464	-16.62%
B1025 Yallingup Coastal Bushfire Brigade	3,898	4,833	4,833	4,833	4,833	-19.36%
B1026 Yallingup Rural Bushfire Brigade	2,055	2,464	2,464	2,464	2,464	-16.62%
B1028 Yoonarup Bushfire Brigade	2,055	2,464	2,464	2,464	2,464	-16.62%
B1029 Busselton Branch SES	0	12,572	12,572	12,572	12,572	-100.00%
B1357 Railway House	3,330	0	0	0	0	0.00%
B1361 YCAB (Youth Precinct Foreshore)	64,909	100,000	100,000	100,000	100,000	-35.09%
B1451 Depot Building -Dunsborough	1,525	0	0	0	0	0.00%
	670,125	832,712	830,212	832,712	830,212	-19.52%
Sub-Total Property, Plant & Equipment	9,938,944	22,218,805	21,391,305	22,218,805	21,391,305	-55.27%
>> Infrastructure						
Major Project - Busselton Foreshore						
C0016 Barnard Park Carpark	40,826	40,000	40,000	40,000	40,000	2.07%
C3094 Busselton Foreshore - Stage 3	2,841,076	3,440,383	3,440,383	3,440,383	3,440,383	-17.42%
C3113 Busselton Tennis Club - Infrastructure	567,633	2,750,000	2,750,000	2,750,000	2,750,000	-79.36%
C3150 Busselton Foreshore Stage 3: Toddler's Playground	59,198	191,000	191,000	191,000	191,000	-69.01%
C3168 Busselton Foreshore Jetty Precinct	2,921,452	4,500,000	4,000,000	4,500,000	4,000,000	-35.08%
C3173 Barnard Park Pavilion Landscaping	60,235	0	0	0	0	0.00%
	6,490,421	10,921,383	10,421,383	10,921,383	10,421,383	-40.57%
Major Project - Administration Building						
C0043 Administration Building Carpark	149,005	250,000	250,000	250,000	250,000	-40.40%
	149,005	250,000	250,000	250,000	250,000	-40.40%
Footpaths Construction						
F0035 Dunsborough Lakes Drive to N.C.C.	0	7,000	152,000	7,000	152,000	-100.00%
F0063 Yallingup Footpath	0	200	31,395	200	31,395	-100.00%
F0066 Bussell Highway Footpath Sections	0	389,820	389,820	389,820	389,820	-100.00%
F0073 Bussell H/way Footpath - Opp Corner Store to Warden Crossing	22,840	25,000	25,000	25,000	25,000	-8.64%
F0074 Milward Street - Ford Road to Cookworthy Street	61,216	55,000	55,000	55,000	55,000	11.30%
F0075 Armitage Drive Footpath - Navigation Way to Avocet Boulevard	1,587	46,195	60,000	46,195	60,000	-96.56%
F0076 Vasse Bypass Road Footpath	51,541	65,000	65,000	65,000	65,000	-20.71%
	137,185	588,215	778,215	588,215	778,215	-76.68%
Drainage Construction - Street						
D0009 Busselton LIA - Geocatch Drain Partnership	66,916	30,000	30,000	30,000	30,000	123.05%
D0010 Dunsborough / Busselton Drainage Upgrades	75,565	69,000	69,000	69,000	69,000	9.51%
D0015 Valley Road Drainage Upgrade	9,131	8,010	258,010	8,010	258,010	13.99%
D0016 Vasse Highway Drainage Works	57,706	52,523	22,523	52,523	22,523	9.87%
D0017 Chain Avenue - Drainage Works	7,018	60,000	60,000	60,000	60,000	-88.30%

City of BusseltonCapital Acquisition ReportProperty, Plant & Equipment, InfrastructureFor the Period Ended 30 June 2018

Description	2017/18 Actual	2017/18 Amended Budget YTD	2017/18 Original Budget YTD	2017/18 Amended Budget	2017/18 Original Budget	2017/18 Budget YTD Variance
D0018 Centurion Way - Drainage Works	9,509	21,500	0	21,500	0	-55.77%
D0019 Johnston Avenue Drainage Upgrade - Stage 2	150,196	220,000	0	220,000	0	-31.73%
	376,041	461,033	439,533	461,033	439,533	-18.44%
Car Parking Construction						
C0044 Meelup Coastal Nodes - Carpark upgrade	139,241	237,764	237,764	237,764	237,764	-41.44%
	139,241	237,764	237,764	237,764	237,764	-41.44%
Bridges Construction						
A0010 Queen Street Bridge 0240A	288,000	288,000	288,000	288,000	288,000	0.00%
A0021 Ambergate Bridge - 3393	90,000	90,000	90,000	90,000	90,000	0.00%
A0022 Yallingup Beach Road Bridge - 3347	0	222,000	222,000	222,000	222,000	-100.00%
	378,000	600,000	600,000	600,000	600,000	-37.00%
Cycleways Construction						
F1019 Busselton Bypass - Country Road Footpath	227,109	222,000	222,000	222,000	222,000	2.30%
F1020 College Avenue Shared Path	259,024	380,000	0	380,000	0	-31.84%
	486,133	602,000	222,000	602,000	222,000	-19.25%
Townscape Construction						
C1001 Queen Street Upgrade - Duchess to Kent Street	1,550	124,000	124,000	124,000	124,000	-98.75%
C1024 Dunsborough Road Access Improvements Stage 1	31,654	691,155	591,155	691,155	591,155	-95.42%
	33,204	815,155	715,155	815,155	715,155	-95.93%
Boat Ramps Construction						
C1502 Old Dunsborough Boat Ramp Finger Jetty	7,391	0	0	0	0	0.00%
C1513 Port Geographe Boat Trailer Parking Layout Redevelopment	34,441	224,819	224,819	224,819	224,819	-84.68%
	41,832	224,819	224,819	224,819	224,819	-81.39%
Beach Restoration						
C2504 Groyne Construction	39,747	40,040	40,040	40,040	40,040	-0.73%
C2512 Sand Re-Nourishment	118,731	110,000	110,000	110,000	110,000	7.94%
C2520 Coastal Protection Works	28,229	45,000	45,000	45,000	45,000	-37.27%
C2524 Wonnerup Coastal Defence (Groyne)	77,380	73,335	73,335	73,335	73,335	5.52%
	264,087	268,375	268,375	268,375	268,375	-1.60%
Parks, Gardens & Reserves						
C3006 Playgrounds General - Replacement of playground equipment	8,729	20,000	20,000	20,000	20,000	-56.35%
C3007 Park Furniture Replacement - Replace aged & unsafe Equip	30,419	15,000	15,000	15,000	15,000	102.79%
C3014 Meelup Park - Fire Access Trail	19,769	20,000	20,000	20,000	20,000	-1.16%
C3122 Rails to Trails	19,587	165,310	165,310	165,310	165,310	-88.15%
C3131 Elijah Circle POS	15,380	40,000	40,000	40,000	40,000	-61.55%
C3134 Vasse Community & Recreation Precinct - AFL Oval Stage 1	15,212	50,000	50,000	50,000	50,000	-69.58%
C3143 NCC Infrastructure	3,039	0	0	0	0	0.00%
C3145 Churchill Park	118,163	150,000	0	150,000	0	-21.22%
C3146 Dunsborough Town Centre	2,543	90,000	90,000	90,000	90,000	-97.17%
C3154 Administration Building Landscaping Works	408,143	250,000	250,000	250,000	250,000	63.26%
C3157 Port Geographe - Layman Road Native Tree Planting	1,842	35,000	35,000	35,000	35,000	-94.74%
C3158 Port Geographe - Casuarina Replacements on Layman Road	18,900	40,000	40,000	40,000	40,000	-52.75%
C3159 Port Geographe - Bugee Cove (Western Side of Bridge)	2,458	95,000	95,000	95,000	95,000	-97.41%
C3160 Port Geographe - Reticulated POS at Layman Rd R/About	3,488	250,000	250,000	250,000	250,000	-98.61%
C3161 Port Geographe-Layman Road to Lanyard Boulevard (Planting)	16,840	20,000	20,000	20,000	20,000	-15.80%
C3163 Port Geographe - Outstanding Minor Repairs	0	30,000	30,000	30,000	30,000	-100.00%
C3164 Port Geographe - Reticulation Upgrade Scheme to Bore Water	2,073	335,000	335,000	335,000	335,000	-99.38%
C3165 Foreshore - Irrigation Renewal	0	60,000	60,000	60,000	60,000	-100.00%
C3166 Vasse River Foreshore - Bridge to Bridge	8,683	75,000	75,000	75,000	75,000	-88.42%
C3167 Advanced Bore Monitoring Equipment	0	100,000	100,000	100,000	100,000	-100.00%
C3169 Relocatable Bike Racks	10,376	11,000	11,000	11,000	11,000	-5.67%
C3170 Yallingup Beach Showers	38,475	40,000	40,000	40,000	40,000	-3.81%
C3171 Dunsborough Foreshore Beach Showers	4,981	5,000	5,000	5,000	5,000	-0.38%
C3172 Vasse Newtown - AFL Oval Stage 2	289,917	332,275	332,275	332,275	332,275	-12.75%
C3177 Shade Sail Program	3,670	0	0	0	0	0.00%
	1,042,685	2,228,585	2,078,585	2,228,585	2,078,585	-53.21%

City of BusseltonCapital Acquisition ReportProperty, Plant & Equipment, InfrastructureFor the Period Ended 30 June 2018

Description	2017/18 Actual	2017/18 Amended Budget YTD	2017/18 Original Budget YTD	2017/18 Amended Budget	2017/18 Original Budget	2017/18 Budget YTD Variance
Cemetery Capital Works						
C1609 Pioneer Cemetery - Implement Conservation Plan	17,009	20,000	20,000	20,000	20,000	-14.95%
	17,009	20,000	20,000	20,000	20,000	-14.95%
Aged Housing - Infrastructure Works						
C3451 Aged Housing Infrastructure (Upgrade)	13,656	13,000	13,000	13,000	13,000	5.05%
	13,656	13,000	13,000	13,000	13,000	5.05%
Sanitation Infrastructure						
C3479 Vidler Road Waste Site Capital Improvements	391,152	875,000	875,000	875,000	875,000	-55.30%
C3481 Transfer Station Development	69,012	106,500	106,500	106,500	106,500	-35.20%
C3485 Site Rehabilitation - Busselton	322,405	1,075,000	1,075,000	1,075,000	1,075,000	-70.01%
	782,569	2,056,500	2,056,500	2,056,500	2,056,500	-61.95%
Airport Development						
C6087 Airport Construction Stage 2, Landside Civils & Services Inf	8,580,789	8,600,000	0	8,600,000	0	-0.22%
C6090 Parks & Gardens Airport Stage 2	0	0	600,000	0	600,000	0.00%
C6091 Airport Construction Stage 2, Noise Management Plan	112,941	500,000	500,000	500,000	500,000	-77.41%
C6092 Airport Construction Stage 2, Airfield	13,723,937	17,500,000	17,500,000	17,500,000	17,500,000	-21.58%
C6093 Airport Construction Stage 2, Car Park & Access Roads	0	0	6,000,000	0	6,000,000	0.00%
C6095 Airport Construction Stage 2, External Services	1,109,450	2,600,000	4,600,000	2,600,000	4,600,000	-57.33%
C6097 Airport Construction Stage 1B, Jet Fuel	610,651	615,000	615,000	615,000	615,000	-0.71%
C6099 Airport Development - Project Expenses	1,370,903	1,701,890	1,701,890	1,701,890	1,701,890	-19.45%
	25,508,672	31,516,890	31,516,890	31,516,890	31,516,890	-19.06%
Main Roads						
S0035 Strelly Street	686,546	699,859	549,859	699,859	549,859	-1.90%
S0049 Layman Road	569,894	522,701	672,701	522,701	672,701	9.03%
S0051 Causeway Road	137,580	139,032	139,032	139,032	139,032	-1.04%
S0064 Peel Terrace	1,139,516	1,252,549	1,102,549	1,252,549	1,102,549	-9.02%
S0066 Queen Street	51,566	104,412	254,412	104,412	254,412	-50.61%
S0067 Layman Road - Reconstruction Between 3250 and 6190	447,611	600,000	600,000	600,000	600,000	-25.40%
S0068 Georgiana Molloy Bus Bay Facilities	2,714	200,000	200,000	200,000	200,000	-98.64%
S0314 Koorabin Drive - Reseal	232,700	300,000	250,000	300,000	250,000	-22.43%
S0315 Guerin Street - Asphalt Overlay	52,967	85,907	85,907	85,907	85,907	-38.34%
	3,321,094	3,904,460	3,854,460	3,904,460	3,854,460	-14.94%
Roads to Recovery						
T0004 Chapman Hill Road	80,531	92,000	92,000	92,000	92,000	-12.47%
T0016 Puzey Road	122,138	155,000	155,000	155,000	155,000	-21.20%
T0026 Kaloorup Road	34,682	43,000	43,000	43,000	43,000	-19.34%
T0061 Jindong Treeton Road	13,803	25,000	25,000	25,000	25,000	-44.79%
T0077 Florence Rd Gravel Resheet Slik 0.30 - 1.00	30,603	35,000	35,000	35,000	35,000	-12.56%
T0078 Taylor Rd Gravel Resheet Slik 0.00 - 1.14	49,988	48,000	48,000	48,000	48,000	4.14%
T0079 Patton Terrace - Asphalt Overlay	169,947	269,000	269,000	269,000	269,000	-36.82%
T0080 Craig Street - Asphalt Overlay	196,102	152,000	152,000	152,000	152,000	29.01%
T0083 Pinnock Place - Asphalt Overlay	37,469	40,000	40,000	40,000	40,000	-6.33%
T0084 Yelverton Road - Rural reconstruction & widening	719,618	589,624	589,624	589,624	589,624	22.05%
	1,454,881	1,448,624	1,448,624	1,448,624	1,448,624	0.43%
Black Spot						
V0002 Eastern Link - Busselton Traffic Study	20,950	2,325,000	2,325,000	2,325,000	2,325,000	-99.10%
	20,950	2,325,000	2,325,000	2,325,000	2,325,000	-99.10%
Council Roads Initiative						
W0019 Marine Terrace	560,951	550,000	500,000	550,000	500,000	1.99%
W0066 Court Street	14,405	22,500	22,500	22,500	22,500	-35.98%
W0108 Yelverton Road	538,406	855,076	1,080,376	855,076	1,080,376	-37.03%
W0136 DAIP Issues District ACROD Bays, ramps, signs etc	26,619	36,792	36,792	36,792	36,792	-27.65%
W0137 Edwards Road	51,621	152,000	152,000	152,000	152,000	-66.04%
W0150 Roe Terrace Busselton	20,433	20,000	20,000	20,000	20,000	2.17%
W0176 Signage (Alternate CBD Entry)	40,204	60,000	60,000	60,000	60,000	-32.99%
W0177 Strelly Street	26,515	60,000	60,000	60,000	60,000	-55.81%

City of BusseltonCapital Acquisition ReportProperty, Plant & Equipment, InfrastructureFor the Period Ended 30 June 2018

Description	2017/18 Actual	2017/18 Amended Budget YTD	2017/18 Original Budget YTD	2017/18 Amended Budget	2017/18 Original Budget	2017/18 Budget YTD Variance
W0183 Carter Road	24,878	25,300	0	25,300	0	-1.67%
W0192 Valley Road	0	46,840	46,840	46,840	46,840	-100.00%
W0198 Senior Citizens Access Road (Peel Tee)	52,636	46,500	46,500	46,500	46,500	13.20%
W0200 Farquhar Rd Gravel Resheet S/Lk 0.60 - 2.10	36,123	53,000	53,000	53,000	53,000	-31.84%
W0201 McDonald Rd Gravel Resheet S/Lk 1.40 - 2.49	50,041	50,010	50,010	50,010	50,010	0.06%
W0202 Costello Road - Asphalt Overlay	69,060	71,000	71,000	71,000	71,000	-2.73%
W0203 Coates Street - Asphalt Overlay	45,540	55,000	55,000	55,000	55,000	-17.20%
W0204 Greenfield Road (Loop) - One way layout	1,280	56,000	56,000	56,000	56,000	-97.71%
W0205 Churchill Park New Entry Road to Croquet Club	0	0	74,000	0	74,000	0.00%
W0206 Churchill Park Fire Hydrant Relocation	0	0	9,000	0	9,000	0.00%
W0207 Busselton Highway Pavement Deformation	9,598	10,000	10,000	10,000	10,000	-4.02%
W0208 Plover Court	30,742	32,500	32,500	32,500	32,500	-5.41%
	1,599,055	2,202,518	2,435,518	2,202,518	2,435,518	-27.40%
Sub-Total Infrastructure	42,255,717	60,684,321	59,905,821	60,684,321	59,905,821	-30.37%
Grand Total - Capital Acquisitions	52,194,661	82,903,126	81,297,126	82,903,126	81,297,126	-37.04%

City of BusseltonReserves Movement Report

For The Period Ending 30 June 2018

	2017/2018 Actual	2017/2018 Amended Budget YTD	2017/2018 Original Budget YTD	2017/2018 Amended Budget	2017/2018 Original Budget	2016/2017 Actual
	\$	\$	\$	\$	\$	\$
100 Airport Infrastructure Renewal and Replacement Reserve						
Accumulated Reserves at Start of Year	1,428,767.68	1,428,767.68	1,428,767.68	1,428,767.68	1,428,767.68	940,036.19
Interest transfer to Reserves	36,998.87	33,156.00	33,156.00	33,156.00	33,156.00	33,323.88
Transfer from Muni	452,365.03	396,505.00	396,505.00	396,505.00	396,505.00	498,037.73
Transfer to Muni	(592,630.12)	(592,630.00)	(42,630.00)	(592,630.00)	(42,630.00)	(42,630.12)
	1,325,501.46	1,265,798.68	1,815,798.68	1,265,798.68	1,815,798.68	1,428,767.68
101 Asset Depreciation Reserve						
Accumulated Reserves at Start of Year	0.00	0.00	0.00	0.00	0.00	2,573,603.88
Transfer to Muni	0.00	0.00	0.00	0.00	0.00	(2,573,603.88)
	0.00	0.00	0.00	0.00	0.00	0.00
102 Climate Adaptation Reserve						
Accumulated Reserves at Start of Year	1,900,992.93	1,900,992.93	1,900,992.93	1,900,992.93	1,900,992.93	1,768,390.03
Interest transfer to Reserves	50,101.34	44,112.00	44,112.00	44,112.00	44,112.00	54,921.29
Transfer from Muni	650,654.17	650,703.14	650,703.14	650,703.14	650,703.14	453,720.00
Transfer to Muni	(129,324.10)	(195,000.00)	(195,000.00)	(195,000.00)	(195,000.00)	(376,038.39)
	2,472,424.34	2,400,808.07	2,400,808.07	2,400,808.07	2,400,808.07	1,900,992.93
107 Corporate IT System Programme						
Accumulated Reserves at Start of Year	125,981.19	125,981.19	125,981.19	125,981.19	125,981.19	132,062.14
Interest transfer to Reserves	2,966.44	2,928.00	2,928.00	2,928.00	2,928.00	3,543.05
Transfer to Muni	(50,322.60)	(53,276.00)	(53,276.00)	(53,276.00)	(53,276.00)	(9,624.00)
	78,625.03	75,633.19	75,633.19	75,633.19	75,633.19	125,981.19
110 Jetty Maintenance Reserve						
Accumulated Reserves at Start of Year	3,158,774.78	3,158,774.78	3,158,774.78	3,158,774.78	3,158,774.78	2,306,653.49
Interest transfer to Reserves	84,237.74	73,297.00	73,297.00	73,297.00	73,297.00	66,858.67
Transfer from Muni	1,199,232.64	1,195,004.00	1,195,004.00	1,195,004.00	1,195,004.00	1,177,344.00
Transfer to Muni	(248,794.65)	(989,438.00)	(989,438.00)	(989,438.00)	(989,438.00)	(392,081.38)
	4,193,450.51	3,437,637.78	3,437,637.78	3,437,637.78	3,437,637.78	3,158,774.78
111 Legal Expenses Reserve						
Accumulated Reserves at Start of Year	544,831.88	544,831.88	544,831.88	544,831.88	544,831.88	530,592.71
Interest transfer to Reserves	13,072.12	12,648.00	12,648.00	12,648.00	12,648.00	14,239.17
	557,904.00	557,479.88	557,479.88	557,479.88	557,479.88	544,831.88
112 Long Service Leave Reserve						
Accumulated Reserves at Start of Year	0.00	0.00	0.00	0.00	0.00	2,604,471.00
Transfer to Muni	0.00	0.00	0.00	0.00	0.00	(2,604,471.00)
	0.00	0.00	0.00	0.00	0.00	0.00
114 City Car Parking and Access Reserve						
Accumulated Reserves at Start of Year	623,501.69	623,501.69	623,501.69	623,501.69	623,501.69	427,856.90
Interest transfer to Reserves	19,219.69	14,472.00	14,472.00	14,472.00	14,472.00	18,342.12
Transfer from Muni	440,050.00	440,050.00	440,050.00	440,050.00	440,050.00	408,020.00
Transfer to Muni	(206,846.24)	(887,057.00)	(887,057.00)	(887,057.00)	(887,057.00)	(230,717.33)
	875,925.14	190,966.69	190,966.69	190,966.69	190,966.69	623,501.69
115 Plant Replacement Reserve						
Accumulated Reserves at Start of Year	2,325,777.71	2,325,777.71	2,325,777.71	2,325,777.71	2,325,777.71	2,810,578.75
Interest transfer to Reserves	57,071.07	53,965.00	53,965.00	53,965.00	53,965.00	84,998.01
Transfer from Muni	751,597.95	772,280.00	772,280.00	772,280.00	772,280.00	550,000.00
Transfer to Muni	(949,051.09)	(1,658,950.00)	(1,658,950.00)	(1,658,950.00)	(1,658,950.00)	(1,119,799.05)
	2,185,395.64	1,493,072.71	1,493,072.71	1,493,072.71	1,493,072.71	2,325,777.71
116 Professional Development Reserve						
Accumulated Reserves at Start of Year	0.00	0.00	0.00	0.00	0.00	77,905.02
Transfer to Muni	0.00	0.00	0.00	0.00	0.00	(77,905.02)
	0.00	0.00	0.00	0.00	0.00	0.00
117 Road Asset Renewal Reserve						
Accumulated Reserves at Start of Year	0.00	0.00	0.00	0.00	0.00	328,823.05
Transfer to Muni	0.00	0.00	0.00	0.00	0.00	(328,823.05)
	0.00	0.00	0.00	0.00	0.00	0.00

City of BusseltonReserves Movement Report

For The Period Ending 30 June 2018

	2017/2018 Actual	2017/2018 Amended Budget YTD	2017/2018 Original Budget YTD	2017/2018 Amended Budget	2017/2018 Original Budget	2016/2017 Actual
	\$	\$	\$	\$	\$	\$
118 Salary / Wage Contingency Reserve						
	0.00	0.00	0.00	0.00	0.00	0.00
119 Sick Pay Incentive Reserve						
Accumulated Reserves at Start of Year	0.00	0.00	0.00	0.00	0.00	144,552.59
Transfer from Muni	0.00	0.00	0.00	0.00	0.00	(144,552.59)
	0.00	0.00	0.00	0.00	0.00	0.00
120 Strategic Projects Reserve						
Accumulated Reserves at Start of Year	230,336.88	230,336.88	230,336.88	230,336.88	230,336.88	216,612.01
Interest transfer to Reserves	5,792.39	5,340.00	5,340.00	5,340.00	5,340.00	6,271.87
Transfer from Muni	25,000.00	25,000.00	25,000.00	25,000.00	25,000.00	25,000.00
Transfer to Muni	(34,916.07)	(100,000.00)	(25,000.00)	(100,000.00)	(25,000.00)	(17,547.00)
	226,213.20	160,676.88	235,676.88	160,676.88	235,676.88	230,336.88
121 Waste Management Facility and Plant Reserve						
Accumulated Reserves at Start of Year	7,578,591.65	7,578,591.65	7,578,591.65	7,578,591.65	7,578,591.65	7,613,254.10
Interest transfer to Reserves	201,558.61	175,861.00	175,861.00	175,861.00	175,861.00	215,633.80
Transfer from Muni	2,007,303.35	1,906,419.00	1,906,419.00	1,906,419.00	1,906,419.00	2,487,565.49
Transfer to Muni	(1,906,385.44)	(4,252,300.00)	(4,002,300.00)	(4,252,300.00)	(4,002,300.00)	(2,737,861.74)
	7,881,068.17	5,408,571.65	5,658,571.65	5,408,571.65	5,658,571.65	7,578,591.65
122 Port Geographe Development Reserve						
Accumulated Reserves at Start of Year	1,534,670.81	1,534,670.81	1,534,670.81	1,534,670.81	1,534,670.81	1,654,121.43
Interest transfer to Reserves	35,863.99	35,616.00	35,616.00	35,616.00	35,616.00	44,374.96
Transfer to Muni	(115,093.98)	(989,718.00)	(989,718.00)	(989,718.00)	(989,718.00)	(163,825.58)
	1,455,440.82	580,568.81	580,568.81	580,568.81	580,568.81	1,534,670.81
123 Port Geographe Waterways Managment Reserve (SAR)						
Accumulated Reserves at Start of Year	3,422,821.20	3,422,821.20	3,422,821.20	3,422,821.20	3,422,821.20	3,454,443.12
Interest transfer to Reserves	81,230.24	79,428.00	79,428.00	79,428.00	79,428.00	95,828.22
Transfer from Muni	183,433.63	180,120.00	180,120.00	180,120.00	180,120.00	172,549.86
Transfer to Muni	(300,000.00)	(310,000.00)	(310,000.00)	(310,000.00)	(310,000.00)	(300,000.00)
	3,387,485.07	3,372,369.20	3,372,369.20	3,372,369.20	3,372,369.20	3,422,821.20
124 Workers Compensation Contingency Reserve						
Accumulated Reserves at Start of Year	322,008.37	322,008.37	322,008.37	322,008.37	322,008.37	273,142.25
Interest transfer to Reserves	8,469.11	7,476.00	7,476.00	7,476.00	7,476.00	8,066.12
Transfer from Muni	50,750.00	50,750.00	50,750.00	50,750.00	50,750.00	40,800.00
Transfer to Muni	(25,000.00)	(25,000.00)	(25,000.00)	(25,000.00)	(25,000.00)	0.00
	356,227.48	355,234.37	355,234.37	355,234.37	355,234.37	322,008.37
126 Provenge Landscape Maintenance Reserve (SAR)						
Accumulated Reserves at Start of Year	1,001,808.42	1,001,808.42	1,001,808.42	1,001,808.42	1,001,808.42	835,855.66
Interest transfer to Reserves	26,306.82	23,244.00	23,244.00	23,244.00	23,244.00	25,127.34
Transfer from Muni	163,821.22	156,115.00	156,115.00	156,115.00	156,115.00	149,378.15
Transfer to Muni	(90,228.68)	(162,369.00)	(162,369.00)	(162,369.00)	(162,369.00)	(8,552.73)
	1,101,707.78	1,018,798.42	1,018,798.42	1,018,798.42	1,018,798.42	1,001,808.42
127 New Infrastructure Development Reserve						
Accumulated Reserves at Start of Year	2,033,639.44	2,033,639.44	2,033,639.44	2,033,639.44	2,033,639.44	2,007,644.66
Interest transfer to Reserves	51,007.57	47,196.00	47,196.00	47,196.00	47,196.00	58,245.99
Transfer from Muni	653,105.00	653,105.00	653,105.00	653,105.00	653,105.00	548,628.60
Transfer to Muni	(903,037.25)	(1,195,674.00)	(1,195,674.00)	(1,195,674.00)	(1,195,674.00)	(580,879.81)
	1,834,714.76	1,538,266.44	1,538,266.44	1,538,266.44	1,538,266.44	2,033,639.44
128 Vasse Newtown Landscape Maintenance Reserve (SAR)						
Accumulated Reserves at Start of Year	485,466.16	485,466.16	485,466.16	485,466.16	485,466.16	470,759.51
Interest transfer to Reserves	13,173.43	11,268.00	11,268.00	11,268.00	11,268.00	15,192.21
Transfer from Muni	168,932.54	167,547.00	167,547.00	167,547.00	167,547.00	161,862.78
Transfer to Muni	(131,849.89)	(207,566.00)	(207,566.00)	(207,566.00)	(207,566.00)	(162,348.34)
	535,722.24	456,715.16	456,715.16	456,715.16	456,715.16	485,466.16

City of BusseltonReserves Movement Report

For The Period Ending 30 June 2018

	2017/2018 Actual	2017/2018 Amended Budget YTD	2017/2018 Original Budget YTD	2017/2018 Amended Budget	2017/2018 Original Budget	2016/2017 Actual
	\$	\$	\$	\$	\$	\$
129 Untied Grants Reserve						
Accumulated Reserves at Start of Year	1,146,659.00	1,146,659.00	1,146,659.00	1,146,659.00	1,146,659.00	0.00
Transfer from Muni	0.00	0.00	0.00	0.00	0.00	1,146,659.00
Transfer to Muni	(1,146,659.00)	(1,146,659.00)	(1,146,659.00)	(1,146,659.00)	(1,146,659.00)	0.00
	0.00	0.00	0.00	0.00	0.00	1,146,659.00
130 Locke Estate Reserve						
Accumulated Reserves at Start of Year	129,971.14	129,971.14	129,971.14	129,971.14	129,971.14	64,000.00
Interest transfer to Reserves	2,963.03	3,012.00	3,012.00	3,012.00	3,012.00	1,971.14
Transfer from Muni	64,000.00	64,000.00	64,000.00	64,000.00	64,000.00	64,000.00
Transfer to Muni	(196,934.17)	(196,983.14)	(196,983.14)	(196,983.14)	(196,983.14)	0.00
	0.00	0.00	0.00	0.00	0.00	129,971.14
131 Busselton Community Resource Centre						
Accumulated Reserves at Start of Year	123,721.93	123,721.93	123,721.93	123,721.93	123,721.93	92,178.36
Interest transfer to Reserves	3,331.16	2,868.00	2,868.00	2,868.00	2,868.00	2,973.75
Transfer from Muni	29,600.84	27,580.00	27,580.00	27,580.00	27,580.00	28,569.82
	156,653.93	154,169.93	154,169.93	154,169.93	154,169.93	123,721.93
132 CBD Enhancement Reserve						
Accumulated Reserves at Start of Year	84,897.67	84,897.67	84,897.67	84,897.67	84,897.67	50,404.28
Interest transfer to Reserves	2,472.56	1,968.00	1,968.00	1,968.00	1,968.00	1,993.39
Transfer from Muni	35,120.00	35,000.00	35,000.00	35,000.00	35,000.00	32,500.00
Transfer to Muni	0.00	(120,000.00)	(120,000.00)	(120,000.00)	(120,000.00)	0.00
	122,490.23	1,865.67	1,865.67	1,865.67	1,865.67	84,897.67
133 Election, Valuation and Corporate Expenses Reserve						
Accumulated Reserves at Start of Year	331,552.54	331,552.54	331,552.54	331,552.54	331,552.54	174,169.07
Interest transfer to Reserves	9,521.18	7,692.00	7,692.00	7,692.00	7,692.00	7,896.56
Transfer from Muni	177,904.00	177,904.00	177,904.00	177,904.00	177,904.00	174,420.00
Transfer to Muni	(369,420.08)	(395,300.00)	(395,300.00)	(395,300.00)	(395,300.00)	(24,933.09)
	149,557.64	121,848.54	121,848.54	121,848.54	121,848.54	331,552.54
134 Civic and Administration Centre Construction Reserve						
Accumulated Reserves at Start of Year	444,863.46	444,863.46	444,863.46	444,863.46	444,863.46	12,782,915.12
Interest transfer to Reserves	0.00	0.00	0.00	0.00	0.00	161,948.34
Transfer to Muni	(444,863.46)	(444,863.46)	(444,863.46)	(444,863.46)	(444,863.46)	(12,500,000.00)
	0.00	0.00	0.00	0.00	0.00	444,863.46
136 Airport Marketing Reserve						
Accumulated Reserves at Start of Year	912,986.35	912,986.35	912,986.35	912,986.35	912,986.35	196,000.00
Interest transfer to Reserves	39,347.10	21,181.00	21,181.00	21,181.00	21,181.00	6,036.59
Transfer from Muni	630,680.65	100,000.00	300,000.00	100,000.00	300,000.00	710,949.76
	1,583,014.10	1,034,167.35	1,234,167.35	1,034,167.35	1,234,167.35	912,986.35
137 Busselton Traffic Study Implementation Reserve						
Interest transfer to Reserves	7,153.02	26,626.00	26,626.00	26,626.00	26,626.00	0.00
Transfer from Muni	501,952.00	3,001,952.00	3,001,952.00	3,001,952.00	3,001,952.00	0.00
Transfer to Muni	(76,966.76)	(2,660,917.00)	(2,660,917.00)	(2,660,917.00)	(2,660,917.00)	0.00
	432,138.26	367,661.00	367,661.00	367,661.00	367,661.00	0.00
138 CPA Bushfire Facilities Reserve						
Interest transfer to Reserves	1,189.78	0.00	0.00	0.00	0.00	0.00
Transfer from Muni	54,671.80	54,671.80	54,671.80	54,671.80	54,671.80	0.00
	55,861.58	54,671.80	54,671.80	54,671.80	54,671.80	0.00
139 CPA Community Facilities Dunsborough Lakes South Reserve						
Interest transfer to Reserves	1,508.95	0.00	0.00	0.00	0.00	0.00
Transfer from Muni	69,339.20	69,339.20	69,339.20	69,339.20	69,339.20	0.00
	70,848.15	69,339.20	69,339.20	69,339.20	69,339.20	0.00

City of Busselton

Reserves Movement Report

For The Period Ending 30 June 2018

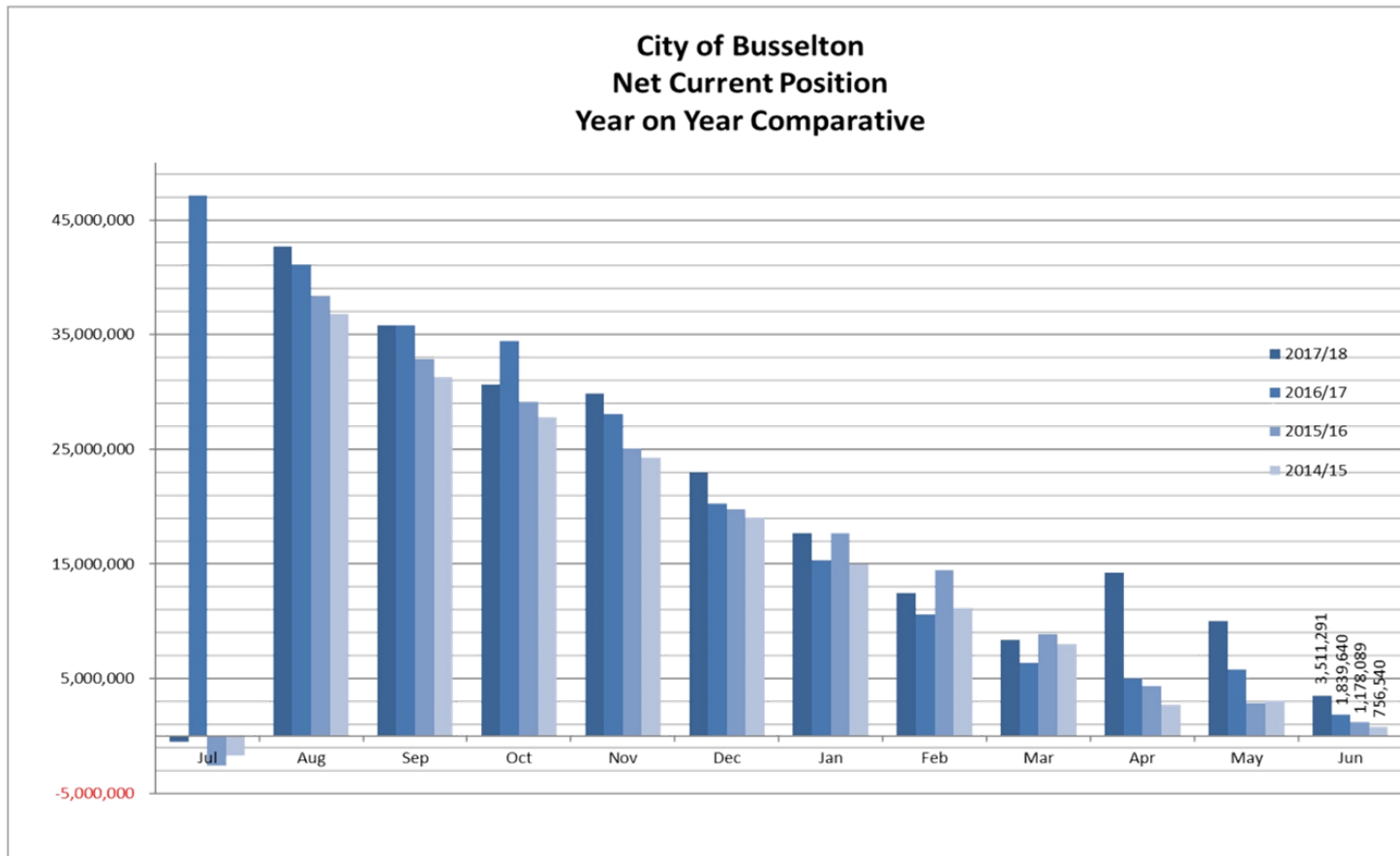
	2017/2018 Actual	2017/2018 Amended Budget YTD	2017/2018 Original Budget YTD	2017/2018 Amended Budget	2017/2018 Original Budget	2016/2017 Actual
	\$	\$	\$	\$	\$	\$
140 CPA Community Facilities South Biddle Precinct Reserve						
Interest transfer to Reserves	26,544.32	0.00	0.00	0.00	0.00	0.00
Transfer from Muni	1,003,824.14	1,020,273.29	1,020,273.29	1,020,273.29	1,020,273.29	0.00
Transfer to Muni	0.00	(175,000.00)	(175,000.00)	(175,000.00)	(175,000.00)	0.00
	1,030,368.46	845,273.29	845,273.29	845,273.29	845,273.29	0.00
141 CPA Infrastructure Road Upgrades Reserve						
Interest transfer to Reserves	4,804.44	0.00	0.00	0.00	0.00	0.00
Transfer from Muni	220,770.23	220,770.23	220,770.23	220,770.23	220,770.23	0.00
	225,574.67	220,770.23	220,770.23	220,770.23	220,770.23	0.00
144 Emergency Disaster Recovery Reserve						
Transfer from Muni	50,000.00	0.00	0.00	0.00	0.00	0.00
	50,000.00	0.00	0.00	0.00	0.00	0.00
145 Energy Sustainability Reserve						
Transfer from Muni	100,000.00	0.00	0.00	0.00	0.00	0.00
	100,000.00	0.00	0.00	0.00	0.00	0.00
146 Cemetery Reserve						
Transfer from Muni	100,000.00	0.00	0.00	0.00	0.00	0.00
	100,000.00	0.00	0.00	0.00	0.00	0.00
Various Building Asset Renewal Reserve						
Accumulated Reserves at Start of Year	1,335,118.59	1,335,118.59	1,335,118.59	1,335,118.59	1,335,118.59	1,493,038.06
Interest transfer to Reserves	32,554.92	30,984.00	30,984.00	30,984.00	30,984.00	37,832.12
Transfer from Muni	35,652.54	42,943.00	42,943.00	42,943.00	42,943.00	172,270.41
Transfer to Muni	(22,675.15)	(40,000.00)	(40,000.00)	(40,000.00)	(40,000.00)	(368,022.00)
	1,380,650.90	1,369,045.59	1,369,045.59	1,369,045.59	1,369,045.59	1,335,118.59
Various Community Development Contribution Reserve						
Accumulated Reserves at Start of Year	6,650,294.50	6,650,294.50	6,650,294.50	6,650,294.50	6,650,294.50	0.00
Interest transfer to Reserves	158,950.41	154,310.00	154,310.00	154,310.00	154,310.00	197,085.92
Transfer from Muni	852,075.30	1,098,790.00	1,098,790.00	1,098,790.00	1,098,790.00	8,366,380.90
Transfer to Muni	(647,961.69)	(844,145.00)	(844,145.00)	(844,145.00)	(844,145.00)	(1,913,172.32)
	7,013,358.52	7,059,249.50	7,059,249.50	7,059,249.50	7,059,249.50	6,650,294.50
Various Busselton Area Drainage and Waterways Improvement Reserve						
Accumulated Reserves at Start of Year	609,789.27	609,789.27	609,789.27	609,789.27	609,789.27	0.00
Interest transfer to Reserves	14,630.64	14,148.00	14,148.00	14,148.00	14,148.00	15,225.22
Transfer from Muni	0.00	0.00	0.00	0.00	0.00	594,564.05
Transfer to Muni	(75,599.24)	(120,000.00)	(120,000.00)	(120,000.00)	(120,000.00)	0.00
	548,820.67	503,937.27	503,937.27	503,937.27	503,937.27	609,789.27
Various Employee Entitlement Reserve						
Accumulated Reserves at Start of Year	3,005,076.86	3,005,076.86	3,005,076.86	3,005,076.86	3,005,076.86	0.00
Interest transfer to Reserves	62,449.39	69,732.00	69,732.00	69,732.00	69,732.00	80,277.69
Transfer from Muni	831,941.44	206,480.00	206,480.00	206,480.00	206,480.00	3,474,974.54
Transfer to Muni	(498,809.90)	(404,840.00)	(404,840.00)	(404,840.00)	(404,840.00)	(550,175.37)
	3,400,657.79	2,876,448.86	2,876,448.86	2,876,448.86	2,876,448.86	3,005,076.86
Various Infrastructure Asset Renewal Reserve						
Accumulated Reserves at Start of Year	1,076,330.48	1,076,330.48	1,076,330.48	1,076,330.48	1,076,330.48	0.00
Interest transfer to Reserves	47,418.75	24,972.00	24,972.00	24,972.00	24,972.00	55,440.66
Transfer from Muni	2,200,270.00	2,200,270.00	2,200,270.00	2,200,270.00	2,200,270.00	4,445,284.93
Transfer to Muni	(1,460,841.55)	(2,142,278.00)	(2,142,278.00)	(2,142,278.00)	(2,142,278.00)	(3,424,395.11)
	1,863,177.68	1,159,294.48	1,159,294.48	1,159,294.48	1,159,294.48	1,076,330.48
Various Joint Venture Aged Housing Reserve						
Accumulated Reserves at Start of Year	874,987.03	874,987.03	874,987.03	874,987.03	874,987.03	0.00
Interest transfer to Reserves	23,462.75	20,304.00	20,304.00	20,304.00	20,304.00	18,602.71
Transfer from Muni	124,404.99	120,000.00	120,000.00	120,000.00	120,000.00	856,384.32
Transfer to Muni	(25,000.00)	(25,000.00)	0.00	(25,000.00)	0.00	0.00
	997,854.77	990,291.03	1,015,291.03	990,291.03	1,015,291.03	874,987.03

City of Busselton

Reserves Movement Report

For The Period Ending 30 June 2018

	2017/2018 Actual	2017/2018 Amended Budget YTD	2017/2018 Original Budget YTD	2017/2018 Amended Budget	2017/2018 Original Budget	2016/2017 Actual
	\$	\$	\$	\$	\$	\$
Various Public Art Reserve						
Accumulated Reserves at Start of Year	94,836.29	94,836.29	94,836.29	94,836.29	94,836.29	0.00
Interest transfer to Reserves	5,367.42	2,196.00	2,196.00	2,196.00	2,196.00	1,776.29
Transfer from Muni	143,481.50	52,000.00	52,000.00	52,000.00	52,000.00	93,060.00
Transfer to Muni	(14,000.00)	(137,000.00)	(52,000.00)	(137,000.00)	(52,000.00)	0.00
	<u>229,685.21</u>	<u>12,032.29</u>	<u>97,032.29</u>	<u>12,032.29</u>	<u>97,032.29</u>	<u>94,836.29</u>
Total Cash Back Reserves	<u>47,978,518.20</u>	<u>39,152,663.96</u>	<u>40,337,663.96</u>	<u>39,152,663.96</u>	<u>40,337,663.96</u>	<u>43,539,055.90</u>
Summary Reserves						
Accumulated Reserves at Start of Year	43,539,055.90	43,539,055.90	43,539,055.90	43,539,055.90	43,539,055.90	46,024,063.38
Interest transfer to Reserves	1,130,739.25	1,000,000.00	1,000,000.00	1,000,000.00	1,000,000.00	1,334,027.08
Transfer from Muni	13,971,934.16	15,085,571.66	15,285,571.66	15,085,571.66	15,285,571.66	26,832,924.34
Transfer to Muni	(10,663,211.11)	(20,471,963.60)	(19,486,963.60)	(20,471,963.60)	(19,486,963.60)	(30,651,958.90)
Closing Balance	<u>47,978,518.20</u>	<u>39,152,663.96</u>	<u>40,337,663.96</u>	<u>39,152,663.96</u>	<u>40,337,663.96</u>	<u>43,539,055.90</u>





CITY OF BUSSELTON - INVESTMENT PERFORMANCE REPORT For the month of June 2018



11am Bank Account As at 30 June 2018

INSTITUTION	RATE	AMOUNT
ANZ 11am At Call Deposit	1.45%	\$ 7,000,000

Term Deposits - Miscellaneous Funds As at 30 June 2018

INSTITUTION	RATING	DAYS	MATURITY	RATE	AMOUNT
Westpac	AA	122	06-Jul-18	2.59%	\$5,000,000
NAB	AA	120	10-Jul-18	2.52%	\$2,000,000
Westpac	AA	122	12-Jul-18	2.65%	\$4,000,000
ANZ	AA	91	15-Jul-18	2.30%	\$3,500,000
NAB	AA	91	23-Jul-18	2.57%	\$2,500,000
ANZ	AA	122	03-Aug-18	2.30%	\$3,000,000
Westpac	AA	122	06-Aug-18	2.76%	\$3,000,000
NAB	AA	120	10-Aug-18	2.55%	\$4,000,000
NAB	AA	92	14-Aug-18	2.55%	\$2,000,000
Westpac	AA	92	17-Aug-18	2.67%	\$1,500,000
ANZ	AA	92	25-Aug-18	2.30%	\$3,000,000
Bankwest	AA	120	11-Sep-18	2.60%	\$4,000,000
NAB	AA	92	14-Sep-18	2.70%	\$3,000,000
NAB	AA	120	14-Sep-18	2.56%	\$2,000,000
NAB	AA	90	27-Sep-18	2.72%	\$3,000,000
Westpac	AA	122	05-Oct-18	2.76%	\$2,500,000
Bendigo	BBB	181	03-Dec-18	2.60%	\$3,000,000
Bendigo	BBB	183	12-Dec-18	2.75%	\$1,000,000
Westpac	AA	183	22-Dec-18	2.80%	\$1,500,000

Total of Term Deposits \$ 53,500,000

Foreshore Development Funds As at 30 June 2018

WA Treasury Corp. - Overnight Cash Deposit Facility	1.45%	\$ 38,165
Please note an additional \$355,903.08 is being held within the pool of term deposit funds		
		\$ 38,165

Airport Redevelopment Funds As at 30 June 2018

WA Treasury Corp. - Overnight Cash Deposit Facility	1.45%	\$ 636,727
WA Treasury Corp. - State Bonds 306 Days 29-Jan-19	2.07%	\$ 4,210,861

Total of Airport Redevelopment Funds - WATC \$ 4,847,588

Total of Airport Redevelopment Funds - Bank Term Deposits \$ -

ANZ Cash Account	AA	NA	NA	1.50%	\$ 4,546,285
------------------	----	----	----	-------	--------------

Total of Airport Redevelopment Funds - Other \$ 4,546,285

Total of Airport Redevelopment Funds \$ 9,393,873

Interest Received 2015/16	\$ 609,666
Interest Received 2016/17	\$ 1,158,623
Interest Received 2017/18	\$ 631,835
Interest Accrued but not yet Received	\$ 23,207
Total Interest Airport Funds (Non-Reserve) at month's end	\$ 2,423,331
Interest Transferred out and held in City Reserve Account 136	\$ 1,085,630
Interest Earnt (incl. Accrued) on Funds Held in City Reserve A/c 136	\$ 25,570

(Note: Funds held with the WATC are in accordance with the Airport Redevelopment Funding Contract and the Foreshore Development Contract and are not held within the requirements of the City's Investment Policy 218)

SUMMARY OF ALL INVESTMENTS HELD As at 1 year ago As at 30 June 2017 As at 30 June 2018

11am Bank Account	\$ 4,000,000	\$ 4,000,000	\$ 7,000,000
Term Deposits - Misc. Funds	\$ 50,000,000	\$ 50,000,000	\$ 53,500,000
Foreshore Development Funds - WATC	\$ 1,526,935	\$ 1,526,935	\$ 38,165
Airport Redevelopment - WATC Deposits	\$ 6,146,434	\$ 6,146,434	\$ 4,847,588
Airport Redevelopment - Bank Term Deposit	\$ 17,000,000	\$ 17,000,000	\$ -
Airport Redevelopment - ANZ Cash A/c	\$ 7,101,339	\$ 7,101,339	\$ 4,546,285
Total of all Investments Held	\$ 85,774,708	\$ 85,774,708	\$ 69,932,038

TOTAL INTEREST RECEIVED AND ACCRUED \$ 1,625,936 \$ 1,625,936 \$ 1,344,027

INTEREST BUDGET \$ 1,454,850 \$ 1,454,850 \$ 1,369,000

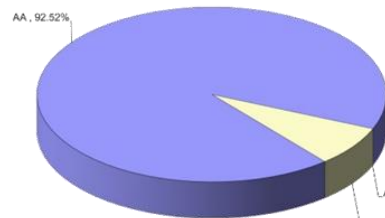
(Note: Interest figures relate to City general funds only and does not include interest allocated to specific areas such as the Airport Redevelopment)

Statement of Compliance with Council's Investment Policy 218

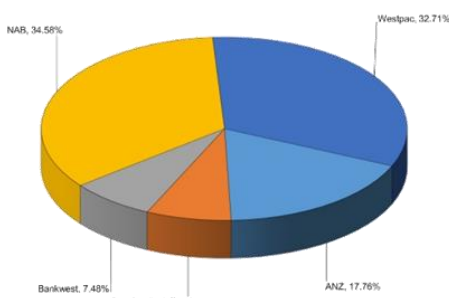
1. All funds are to be invested within legislative limits.	Fully Compliant
2. All individual funds held within the portfolio are not to exceed a set percentage of the total portfolio value.	Fully Compliant
3. The amount invested based upon the Fund's Rating is not to exceed the set percentages of the total portfolio.	Fully Compliant
4. The amount invested based upon the Investment Horizon is not to exceed the set percentages of the total portfolio.	Fully Compliant

Investment Graphs

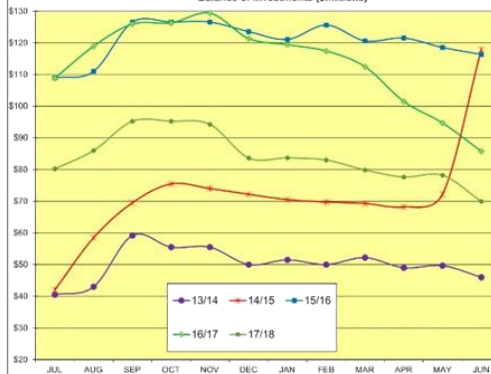
Summary of Term Deposits by S & P Rating (Excludes WATC and 11am Cash Account Funds)



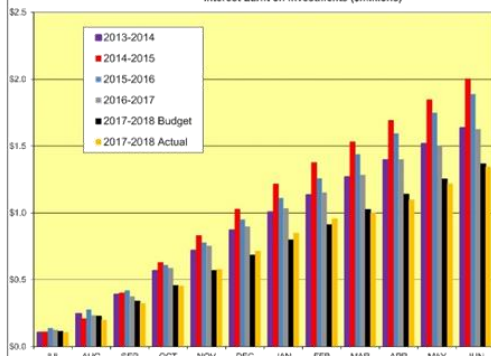
Summary of Term Deposits by Institution (Excludes WATC and 11am Cash Account Funds)





Balance of Investments (\$millions)



Interest Earnt on Investments (\$millions)



6.3 LIST OF PAYMENTS MADE JUNE 2018

SUBJECT INDEX:	Financial Operations
STRATEGIC OBJECTIVE:	Governance systems, process and practices are responsible, ethical and transparent.
BUSINESS UNIT:	Finance and Corporate Services
ACTIVITY UNIT:	Financial Services
REPORTING OFFICER:	Manager Financial Services - Kim Dolzadelli
AUTHORISING OFFICER:	Director Finance and Corporate Services - Tony Nottle
VOTING REQUIREMENT:	Simple Majority
ATTACHMENTS:	Attachment A List of Payments - Period Ended 30 June 2018  

PRÉCIS

This report provides details of payments made from the City's bank accounts for the month of June 2018, for noting by the Council and recording in the Council Minutes.

BACKGROUND

The Local Government (Financial Management) Regulations 1996 (Regulations) require that when the Council has delegated authority to the Chief Executive Officer to make payments from the City's bank accounts, that a list of payments made is prepared each month for presentation to, and noting by, Council.

STATUTORY ENVIRONMENT

Section 6.10 of the Local Government Act and more specifically, Regulation 13 of the Regulations refer to the requirement for a listing of payments made each month to be presented to the Council.

RELEVANT PLANS AND POLICIES

Not Applicable.

FINANCIAL IMPLICATIONS

Not Applicable.

Long-term Financial Plan Implications

Not Applicable

STRATEGIC COMMUNITY OBJECTIVES

This matter principally aligns with Key Goal Area 6 – 'Leadership' and more specifically Community Objective 6.1 - 'Governance systems, process and practices are responsible, ethical and transparent'.

RISK ASSESSMENT

Not Applicable.

CONSULTATION

Not Applicable.

OFFICER COMMENT

In accordance with regular custom, the list of payments made for the month of June 2018 is presented for information.

CONCLUSION

The list of payments made for the month of June 2018 is presented for information.

OPTIONS

Not Applicable.

TIMELINE FOR IMPLEMENTATION OF OFFICER RECOMMENDATION

Not Applicable.

OFFICER RECOMMENDATION

That the Council notes payment of voucher numbers M115788 – M115891, EF059088 – EF059701 T007397 – T007405, and DD003483 – DD003510; together totalling \$12,717,264.12.



LISTING OF PAYMENTS MADE
UNDER DELEGATED AUTHORITY
FOR THE MONTH OF JUNE 2018

Summary		
MUNICIPAL ACCOUNT	CHEQUE # 115788 - 115891	596,237.96
ELECTRONIC TRANSFER PAYMENTS	EFT # EF059088 - EF059701	\$10,483,541.22
TRUST ACCOUNT	007397- 007405	\$80,461.20
INTERNAL PAYMENT VOUCHERS	DD003483 - DD003510	\$1,557,023.74
Total Payments		\$12,717,264.12

MUNICIPAL ACCOUNT - JUNE 2018

Date	Payment Ref.	Name	Description	Amount
7/06/2018	115788	CITY OF BUSSELTON	VARIOUS REIMBURSEMENTS	4,249.86
7/06/2018	115789	CALLOWS CORNER NEWS	STAFF SOCIAL CLUB - LOTTO	296.00
6/06/2018	115790	BUSSELTON PUBLIC LIBRARY - PETTY CASH	PETTY CASH REIMBURSEMENT	112.20
8/06/2018	115791	TELSTRA CORPORATION	COMMUNICATION SERVICES	9,163.06
8/06/2018	115792	SYNERGY	ELECTRICITY SUPPLIES	81,131.50
8/06/2018	115794	SOUTHERN CROSS AUSTERO	ADVERTISING - GLC	1,089.00
15/06/2018	115795	TELSTRA CORPORATION	COMMUNICATION SERVICES	130.94
15/06/2018	115796	CANCELLED	PROCESSING ERROR CANCELLED	0.00
15/06/2018	115797	WATER CORPORATION	WATER SERVICES	3,432.37
15/06/2018	115798	SYNERGY	ELECTRICITY SUPPLIES	5,625.52
19/06/2018	115799	DEPARTMENT OF TRANSPORT	PLANT REGISTRATION	21.40
19/06/2018	115800	THOMAS MAZEY	ART SALES	31.50
19/06/2018	115801	WA COUNTRY HEALTH SERVICE	REFUND OF HALL & KEY DEPOSITS - CRC	200.00
19/06/2018	115802	A POLLER	REFUND OF HALL & KEY DEPOSITS - CRC	200.00
19/06/2018	115803	GRAI	REFUND OF HALL & KEY DEPOSITS - CRC	200.00
19/06/2018	115804	T SEMMENS	REFUND OF HALL & KEY DEPOSITS - CRC	200.00
19/06/2018	115805	L BUCK & HIGGINS	REFUND OF HALL & KEY DEPOSITS - CRC	200.00
19/06/2018	115806	C ATTARD	REFUND OF HALL & KEY DEPOSITS - CHURCHILL PARK HALL	185.00
19/06/2018	115807	BSN MEN'S DART ASSOCIATION INC	REFUND OF HALL & KEY DEPOSITS - YOUTH CENTRE	185.00
19/06/2018	115808	DIABETES WA	REFUND OF HALL & KEY DEPOSITS - CRC	200.00

Date	Payment Ref.	Name	Description	Amount
19/06/2018	115809	BSN MASTERS AUST FOOTBALL CLUB INC	REFUND OF HALL & KEY DEPOSITS - CHURCHILL PARK HALL	185.00
19/06/2018	115810	R HUGHES	REFUND OF HALL & KEY DEPOSITS - YOUTH CENTRE	185.00
19/06/2018	115811	AP GRAY	REFUND OF RATE OVERPAYMENT	651.00
19/06/2018	115812	PJ MCDONALD	REFUND OF RATE OVERPAYMENT	651.00
20/06/2018	115813	SOUTHERN CROSS AUSTEREO	ADVERTISING - GLC	1,089.00
20/06/2018	115814	TELSTRA CORPORATION	COMMUNICATION SERVICES	9,080.36
20/06/2018	115815	AUSTRALIAN COMMUNICATIONS & MEDIA AUTHORITY	COMMUNICATION SERVICES	44.00
20/06/2018	115816	ENGINEERS AUSTRALIA	MEMBERSHIP	563.00
20/06/2018	115817	SYNERGY	ELECTRICITY SUPPLIES	5,689.40
20/06/2018	115818	AUSTRALIAN INSTITUTE OF BUILDING SURVEYORS	TRAINING SERVICES	750.00
20/06/2018	115819	OFFICE OF STATE REVENUE	REFUND OF RATE OVERPAYMENT - VARIOUS LOCATIONS	3,558.02
21/06/2018	115820	CITY OF BUSSELTON	VARIOUS REIMBURSEMENTS	4,272.63
21/06/2018	115821	CALLOWES CORNER NEWS	STAFF SOCIAL CLUB - LOTTO	296.00
20/06/2018	115822	CANCELLED	PROCESSING ERROR CANCELLED	0.00
20/06/2018	115823	SURFING WA	REFUND OF BOND - SURFING COMPETITION	500.00
20/06/2018	115824	A LEWIS	SEPTIC APPROVAL & SEPTIC PERMIT	236.00
20/06/2018	115825	BSN WILDFLOWER EXHIBITION	DONATION	800.00
20/06/2018	115826	WOODTURNERS ASSOCIATION OF WA	DONATION - WORKSHOP	640.00
20/06/2018	115827	K RANN	DONATION - ATTEND SCHOOL SPORT AUST CHAMPIONSHIPS	200.00
20/06/2018	115828	TRIGG JUNIOR BOARDRIDERS CLUB	REFUND PAYMENTS - SUNDRY	500.00
20/06/2018	115829	HUDSONS CIRCUS PTY LTD	REFUND OF GROUND HIRE BOND - BARNARD PARK EAST	515.00
20/06/2018	115830	MICHELLE GRIFFIN	BJTP REFUND	567.50
20/06/2018	115831	GEOGRAPHE LEISURE CENTRE - PETTY CASH	PETTY CASH REIMBURSEMENT	227.50
20/06/2018	115832	ARTGEO PETTY CASH	PETTY CASH REIMBURSEMENT	59.50
20/06/2018	115833	DUNSBOROUGH PUBLIC LIBRARY - PETTY CASH	PETTY CASH REIMBURSEMENT	87.50
20/06/2018	115834	MEELUP REGIONAL PARK - PETTY CASH	PETTY CASH REIMBURSEMENT	24.80
20/06/2018	115835	K CUNNINGHAM	REFUND OF ANIMAL TRAP BOND	100.00
20/06/2018	115836	NESP THREATENED SPECIES RECOVERY HUB	REFUND OF HALL & KEY DEPOSIT - CRC	200.00
20/06/2018	115837	D ROLLINGS	PARKING INFRINGEMENT WITHDRAWN	68.50
20/06/2018	115838	SOUTHERN DISTRICTS AGRICULTURAL SOCIETY	REUND OF HALL & KEY DEPOSIT - BARNARD PARK	500.00
20/06/2018	115839	A HEMBROFF	REFUND COMMERCIAL HIRE SITE BOND	500.00
20/06/2018	115840	INDIAN OCEAN LONGBOARD CLUB	REFUND COMMERCIAL HIRE SITE BOND	500.00
20/06/2018	115841	J REYNOLDS	REFUND OF HOLIDAY HOME REGISTRATION - RAISED TWICE IN ERROR	364.00
20/06/2018	115842	CITY OF BUSSELTON	VARIOUS REIMBURSEMENTS	258.25
21/06/2018	115843	E LEWIS	CROSSOVER SUBSIDY PAYMENT	364.50
21/06/2018	115844	B MASTERS	REFUND OF HALL & KEY DEPOSIT - CRC	78.00
22/06/2018	115845	WILLY BAY RESORT PTY LTD	TOWN PLAN & ROAD BOND REFUND - METRICUP - DA12/0296	10,000.00
22/06/2018	115846	Q GARDENS DEVELOPMENT PTY LTD	TOWN PLAN & ROAD BOND REFUND - LOT 3 QUINNINUP RD YALLINGUP	20,805.00
22/06/2018	115847	VASSE PROPERTY PTY LTD	TOWN PLAN & ROAD BOND REFUND - LOT 9000 NORWOOD PASSE VASSE	13,927.00
27/06/2018	115848	DUNSBOROUGH VOLUNTEER FIRE & RESCUE SERVICE	HAZARD REDUCTION BURN	500.00
27/06/2018	115849	TERRY WHITE CHEMIST	FIRST AID SUPPLIES	93.26

Date	Payment Ref.	Name	Description	Amount
27/06/2018	115850	DEPT OF LOCAL GOVERNMENT & COMMUNITIES	VACATION CARE ANNUAL FEE	612.00
27/06/2018	115851	EXCLAIMER LTD	EXCHANGE SERVER SOFTWARE	790.00
27/06/2018	115852	WA STRATA MANAGEMENT	STRATA LEVY FEES & WATER CONSUMPTION	1,940.90
27/06/2018	115853	DOMES BUSSELTON	REFRESHMENTS - BSN SES	155.80
27/06/2018	115854	BUSSELTON WATER CORPORATION	WATER SERVICES	284,349.69
27/06/2018	115855	CALLOWS CORNER NEWSAGENCY	STAFF SOCIAL CLUB - LOTTO	450.53
27/06/2018	115856	SHIRE OF CAPEL	LOCAL GOV'T SERVICES	561.00
27/06/2018	115857	DUXTON HOTEL	ACCOMMODATION - STAFF TRAINING	300.00
27/06/2018	115858	BEST & LESS	GIFTS - FORESHORE PARADE	304.00
27/06/2018	115859	FRED ROSE EXCAVATOR HIRE	EARTHMOVING - WASTE FACILITY & ROADWORKS	9,619.50
27/06/2018	115860	T & I MONK	BJTP REFUND	15.00
27/06/2018	115861	CITY OF BUSSELTON	VARIOUS REIMBURSEMENTS	2,430.00
27/06/2018	115862	BSN CITY FOOTBALL CLUB INC	REFUND OF HALL & KEY DEPOSITS	40.00
27/06/2018	115863	BSN ART SOCIETY INC.	REFUND OF HALL & KEY DEPOSITS	100.00
27/06/2018	115864	A WISNIEWSKA & D BRZEZINSKI	CROSSOVER SUBSIDY PAYMENT	64.90
27/06/2018	115865	J YU	CROSSOVER SUBSIDY PAYMENT	64.90
27/06/2018	115866	G & M THUMWOOD	CROSSOVER SUBSIDY PAYMENT	196.00
27/06/2018	115867	J & S LOURENS	CROSSOVER SUBSIDY PAYMENT	167.90
27/06/2018	115868	M TOWNSEND	CROSSOVER SUBSIDY PAYMENT	317.00
27/06/2018	115869	M & K BENSON	CROSSOVER SUBSIDY PAYMENT	357.70
27/06/2018	115870	P & J QUARTERMAINE	CROSSOVER SUBSIDY PAYMENT	364.50
27/06/2018	115871	G HARRIS	CROSSOVER SUBSIDY PAYMENT	430.60
28/06/2018	115872	T VOGEL	DONATION - ATTEND SCHOOL SPORT AUST CHAMPIONSHIPS	200.00
28/06/2018	115873	BSN DNS ENVIRONMENT CENTRE	DONATION - ASSIST WITH BEE WORKSHOP	700.00
28/06/2018	115874	ILUKA RESOURCES LTD	REFUND OF RATE OVERPAYMENT	2,777.87
28/06/2018	115875	S FIRTH	REFUND PAYMENTS - SUNDRY	434.00
28/06/2018	115876	OFFICE OF THE CEO - PETTY CASH	PETTY CASH REIMBURSEMENT	398.30
28/06/2018	115877	CITY OF BUSSELTON - PETTY CASH	PETTY CASH REIMBURSEMENT	487.45
29/06/2018	115878	REALVIEW HOLDINGS PTY LTD	REFUND OF RATE OVERPAYMENT	31.92
29/06/2018	115879	B COPELAND	REFUND OF RATE OVERPAYMENT	27.00
29/06/2018	115880	WATER CORPORATION	WATER SERVICES	14,154.85
29/06/2018	115881	SYNERGY	ELECTRICITY SUPPLIES	73,185.95
29/06/2018	115882	CANCELLED	PROCESSING ERROR CANCELLED	0.00
29/06/2018	115883	OFFICE OF STATE REVENUE	REFUND OF RATE OVERPAYMENT	18.75
29/06/2018	115884	GJ MILLER	REFUND OF RATE OVERPAYMENT	185.45
29/06/2018	115885	TELSTRA (NETWORK INTEGRITY)	MAJOR PROJECT WORKS	5,823.33
29/06/2018	115886	S WRIGHT	REFUND PAYMENTS - SUNDRY	346.50
30/06/2018	115887	BUSSELTON PUBLIC LIBRARY - PETTY CASH	PETTY CASH REIMBURSEMENT	198.45
30/06/2018	115888	RADIANCE NETWORK SOUTHWEST	DONATION - BIG PRAM WALK	500.00
5/07/2018	115889	CITY OF BUSSELTON	VARIOUS REIMBURSEMENTS	4,262.15
5/07/2018	115890	CALLOWS CORNER NEWS	STAFF SOCIAL CLUB - LOTTO	290.00

Date	Payment Ref.	Name	Description	Amount
30/06/2018	115891	SOFT UPHOLSTERY	UPHOLSTERY SERVICES - NCC CHAIRS	2,100.00
				\$596,237.96

ELECTRONIC TRANSFER PAYMENTS - JUNE 2018

7/06/2018	EF059088	HIF	HEALTH INSURANCE	239.35
7/06/2018	EF059089	PAY-PLAN PTY LTD	SALARY PACKAGING	18,958.16
7/06/2018	EF059090	RENTAL MANAGEMENT AUSTRALIA PTY LTD	RENTAL LEASE AGREEMENT	800.00
7/06/2018	EF059091	GR & LC CHRISTIAN	RENTAL LEASE AGREEMENT	1,200.00
7/06/2018	EF059092	ACTON SOUTH WEST	RENTAL LEASE AGREEMENT	1,100.00
7/06/2018	EF059093	AUSTRALIAN TAXATION OFFICE	PAYG TAXATION	210,846.00
7/06/2018	EF059094	AUSTRALIAN SERVICES UNION	UNION FEES	82.35
7/06/2018	EF059095	HBH HEALTH LIMITED	MEDICAL INSURANCE	547.95
7/06/2018	EF059096	LOCAL GOV'T RACE COURSE & CEMETERY EMPLOYEES	UNION FEES	420.26
7/06/2018	EF059097	DEPUTY CHILD SUPPORT REGISTRAR	SALARY DEDUCTIONS	577.17
7/06/2018	EF059098	CITY OF BUSSELTON-SOCIAL CLUB	SOCIAL CLUB REIMBURSEMENT	212.00
7/06/2018	EF059099	STAFF CHRISTMAS CLUB	PAYROLL DEDUCTIONS	4,322.18
6/06/2018	EF059100	SUPERCHOICE	SUPERANNUATION	150,787.20
8/06/2018	EF059102	OLIVER DARBY	STAFF REIMBURSEMENT - INTERNET ACCESS	79.99
8/06/2018	EF059103	TRAFFIC FORCE	TRAFFIC MANAGEMENT SERVICES	829.66
8/06/2018	EF059104	ANDIMAPS	ADVERTISING SERVICES	657.00
8/06/2018	EF059105	CR. G HENLEY	COUNCILLOR PAYMENT	8,752.20
8/06/2018	EF059106	FRANCES GOODMAN	ART SALES	120.91
8/06/2018	EF059107	QCLICK ONLINE SOLUTIONS	WEBSITE HOSTING SERVICES	32.00
8/06/2018	EF059108	MAIN ROADS WESTERN AUSTRALIA	BRIDGE MAINTENANCE	66,000.00
8/06/2018	EF059109	CR. J McCALLUM	COUNCILLOR PAYMENT & REIMBURSEMENT	3,826.75
8/06/2018	EF059110	MARY EVERUSS	STAFF REIMBURSEMENT	119.98
8/06/2018	EF059111	CRANEFORD PLUMBING PTY LTD	PLUMBING SERVICES - JETTY PRECINCT	330.00
8/06/2018	EF059112	CR. R BENNETT	COUNCILLOR PAYMENT	2,467.85
8/06/2018	EF059113	PROTECTOR FIRE SERVICES	TRAINING SERVICES	323.40
8/06/2018	EF059114	WAVES ENVIRONMENTAL PTY LTD	BUSSELTON GROUNDWATER INVESTIGATION	48,169.27
8/06/2018	EF059115	BCP MATERIALS PTY LTD	SAND SUPPLIES - MEELUP & KALOORUP NORTH	4,010.60
8/06/2018	EF059116	CALIBRE PROFESSIONAL SERVICES PTY LTD	ENGINEERING SERVICES - LOWER VASSE RIVER	4,730.00
8/06/2018	EF059117	HOCKING HERITAGE STUDIO	HERITAGE ADVISORY SERVICES	1,320.28
8/06/2018	EF059118	CR. R REEKIE	COUNCILLOR PAYMENT	2,467.85
8/06/2018	EF059119	CR. R PAINE	COUNCILLOR PAYMENT	2,467.85
8/06/2018	EF059120	STIHL SHOP DUNSBOROUGH	PLANT PURCHASES / SERVICES / PARTS - DEPOT	17,290.00
8/06/2018	EF059121	CR. P CARTER	COUNCILLOR PAYMENT	2,467.85
8/06/2018	EF059122	BARRY ALLEN ELECTRICAL SERVICES PTY LTD	ELECTRICAL SERVICES - FORESHORE TCE & MARINE PDE	735.90
8/06/2018	EF059123	WHITCOMBE DRAFTING SERVICES	CIVIL DESIGN AND DRAFTING SERVICES - LAYMON ROAD	390.00
8/06/2018	EF059124	OPTON WESTERN AUSTRALIA PTY LTD	VALUATION SERVICES - DNS	1,870.00
8/06/2018	EF059125	KITCHEN TAKEOVERS	CATERING - VARIOUS MEETINGS	841.50

Date	Payment Ref.	Name	Description	Amount
8/06/2018	EF059126	VOYTEK KOZLOWSKI	SCULPTURE BY THE BAY PRIZE	2,500.00
8/06/2018	EF059127	THE SEBEL BUSSELTON	ACCOMMODATION - MEAL	38.00
8/06/2018	EF059128	WASTECH ENGINEERING PTY LTD	WASTE COMPACTION SYSTEM - RENDEZVOUS ROAD	40,920.00
8/06/2018	EF059129	CR. L MILES	COUNCILLOR PAYMENT	2,467.85
8/06/2018	EF059130	CR. K HICK	COUNCILLOR PAYMENT	2,467.85
8/06/2018	EF059131	ARCADIS AUSTRALIA PACIFIC PTY LTD	ENVIRONMENTAL STRATEGIES - RENDEZVOUS ROAD	5,390.00
8/06/2018	EF059132	GALT GEOTECHNICS PTY LTD	CONSULTING SERVICES - STUDY FOR BRIDGE - VASSE RIVER AT PEEL TCE	44,781.00
8/06/2018	EF059133	PAINT INDUSTRIES PTY LTD	PAINT SUPPLIES - BMRA	975.30
8/06/2018	EF059134	MP ROGERS & ASSOCIATES PTY LTD	CONSULTANCY SERVICES - PORT GEO FINGER JETTY	4,119.06
8/06/2018	EF059135	WINC AUSTRALIA PTY LTD	STATIONERY SUPPLIER - DUNSBOROUGH LIBRARY	117.92
8/06/2018	EF059136	AUSTRALIA POST	POSTAL SERVICE	4,841.58
8/06/2018	EF059137	BAY SIGNS	SIGNAGE SERVICES - MARINE TCE	422.80
8/06/2018	EF059138	WORK CLOBBER	PROTECTIVE CLOTHING SUPPLIER	233.00
8/06/2018	EF059139	COLES	COUNCI, GLC & STAFF REFRESHMENTS	671.70
8/06/2018	EF059140	VINEPOWER MARGARET RIVER PTY LTD	LANDSCAPING SERVICES - VARIOUS LOCATIONS	1,696.86
8/06/2018	EF059141	LWT CHINNERY	REFUND OF ANIMAL TRAP BOND	100.00
8/06/2018	EF059142	CANCELLED	PROCESSING ERROR - CANCELLED	0.00
8/06/2018	EF059143	BAYSIDE CONCRETE CONSTRUCTION	DECORATIVE CONCRETE CONSTRUCTION - MARINE TCE	66,541.20
12/06/2018	EF059144	PRESTIGE PROJECT GROUP PTY LTD	OUTDOOR POOL LINER REPLACEMENT - GEOGRAPHE LEISURE CENTRE	184,791.75
15/06/2018	EF059145	DANIEL ABRAHAMSE	STAFF REIMBURSEMENT - INTERNET ACCESS	300.00
15/06/2018	EF059146	CORNÉ LOMBARD	STAFF REIMBURSEMENT - CATERING	130.00
15/06/2018	EF059147	PHIL HOLLETT PHOTOGRAPHY	ART SALES	103.60
15/06/2018	EF059148	TRACIE ANDERSON	ART SALES	32.40
15/06/2018	EF059149	BUSSELTON ALLSPORTS INC T/A BUSSELTON JETTY SWIM	REFUND OF HALL & KEY DEPOSITS - BSN JETTY SWIM 2007	500.00
15/06/2018	EF059150	ELIZABETH ROYCE	ART SALES	56.00
15/06/2018	EF059151	HOLCIM (AUSTRALIA) PTY LTD	CONCRETE SERVICES - KOORABIN DRIVE	2,839.99
15/06/2018	EF059152	HEATLEYS SAFETY & INDUSTRIAL	SAFETY EQUIPMENT - DEPOT	1,628.51
15/06/2018	EF059153	SIMON CLARKE	STAFF REIMBURSEMENT - INTERNET ACCESS	769.45
15/06/2018	EF059154	PAY-PLAN PTY LTD	SALARY PACKAGING	303.55
15/06/2018	EF059155	ACO POLYCRETE PTY LTD	STAINLESS STEEL RAILS - ARTGEO	870.10
15/06/2018	EF059156	CANCELLED	CANCELLED - PROCESSING ERROR	0.00
15/06/2018	EF059157	MARGARET PARKE	ART SALES	72.00
15/06/2018	EF059158	PHASE 3 LANDSCAPE CONSTRUCTION PTY LTD	CONSTRUCTION SERVICES - BSN F/SHORE ADVENTURE PLAYSPACE	38,185.21
15/06/2018	EF059159	DANIEL CHENEY	ART SALES	31.50
15/06/2018	EF059160	PANCAKE DESIGNS RESIN	ART SALES	24.50
15/06/2018	EF059161	CASTLEVIEW HOLDINGS PTY LTD	ART SALES	156.10
15/06/2018	EF059162	OPTUS BILLING SERVICES PTY LTD	FIXED INTERNET ACCESS	3,101.59
15/06/2018	EF059163	OCEAN AIR CARPET CARE	CLEANING SERVICES - VARIOUS CITY BUILDINGS	8,765.35
15/06/2018	EF059164	KAY LEHMAN	STAFF REIMBURSEMENT - MEELUP COMMUNITY PLANITNG BBQ	67.25
15/06/2018	EF059165	ALINTA ENERGY	GAS SERVICES	687.65
15/06/2018	EF059166	DEPARTMENT OF PLANNING, LANDS AND HERITAGE	REFUND OF HALL & KEY DEPOSITS - CRC	200.00

Date	Payment Ref.	Name	Description	Amount
15/06/2018	EF059167	RUTH BROOKS	ART SALES	112.00
15/06/2018	EF059168	JENNIFER BROWN	ART SALES	74.40
15/06/2018	EF059169	ELAMOORE NATURAL SOAPS & COSMETICS PTY LTD	ART SALES	52.80
15/06/2018	EF059170	KITCHEN TAKEOVERS	CATERING - VARIOUS MEETINGS	459.00
15/06/2018	EF059171	ABAXA (WH LOCATION SERVICES PTY LTD)	SUB SURFACE DETECTION - WINDERLUP COURT SURVEY	13,194.50
15/06/2018	EF059172	MICHAEL VIVIAN	ART SALES	68.80
15/06/2018	EF059173	BLAKE MOORE	STAFF REIMBURSEMENT	83.55
15/06/2018	EF059174	ANDREW BEE	REFUND OF ANIMAL TRAP BOND	100.00
15/06/2018	EF059175	BUSSELTON BOMBERS FOOTBALL CLUB	REFUND OF HALL & KEY DEPOSITS - CHURCHILL PARK HALL	198.00
15/06/2018	EF059176	J D'AGOSTINO & S LUFF ARCHITECTS	ARCHITECTURAL SERVICES - BUSSELTON TENNIS CLUB RELOCATION	14,627.25
15/06/2018	EF059177	COLES	COUNCIL, GLC & STAFF REFRESHMENTS	332.47
15/06/2018	EF059178	ALISON BROWN	ART SALES	19.25
15/06/2018	EF059179	OWEN G ISBEL	ART SALES	69.60
15/06/2018	EF059180	TRADE SALES	EQUIPMENT SUPPLIER - DEPOT	141.90
15/06/2018	EF059181	TRIATHLON WESTERN AUSTRALIA	REFUND OF GROUND HIRE BOND - IRONMAN TRIATHLON	500.00
15/06/2018	EF059182	CELIA CLARE	ART SALES	72.80
15/06/2018	EF059183	OVERFLOW INDUSTRIAL PTY LTD	ELECTRICAL ENGINEERING AND DESIGN - DNS WASTE FACILITY	122,403.91
15/06/2018	EF059184	CHRISTOPHER WILLIAMSON	ART SALES	3,798.30
15/06/2018	EF059185	PINDAN PTY LTD	CONSTRUCTION SERVICES - BMRA TERMINAL DESIGN & CONSTRUCTION	144,278.60
19/06/2018	EF059186	JM BAIRD	RATES REFUND - EFT OVERPAYMENT	400.00
20/06/2018	EF059187	WALGA	WALGA TRAINING SERVICES	3,185.00
20/06/2018	EF059188	LANDMARK PRODUCTS LTD	ENVIRONMENTAL SERVICES	24,200.00
20/06/2018	EF059189	DEB HOLDEN	STAFF REIMBURSEMENT - MEAL	80.10
20/06/2018	EF059190	FOUR POINTS BY SHERATON	ACCOMMODATION - STAFF TRAINING	526.90
20/06/2018	EF059191	BCP CIVIL & PLANT	MANAGEMENT FEE - KOOKABURRA CARAVAN PARK	35,291.67
20/06/2018	EF059192	GYM AND FITNESS	GYM EQUIPMENT - GLC	6,990.00
20/06/2018	EF059193	HIGGINS COATINGS P/L	PAINTING CONTRACTOR - FINAL PAYMENT	37,726.70
20/06/2018	EF059194	STALEY FOOD & PACKAGING	CLEANING CHEMICALS - KOOKABURRA CARAVAN PARK	8,032.11
20/06/2018	EF059195	KITCHEN TAKEOVERS	CATERING - VARIOUS MEETINGS	1,010.90
20/06/2018	EF059196	TAGS173 PTY LTD	INSTRUMENT FLIGHT PROCEDURE DESIGN - BMRA	36,121.90
20/06/2018	EF059197	COLES	COUNCIL, GLC & STAFF REFRESHMENTS	267.18
20/06/2018	EF059198	CLEANAWAY	WASTE MANAGEMENT SERVICES - VARIOUS LOCATIONS	99,948.73
20/06/2018	EF059199	QK TECHNOLOGIES PTY LTD	MEMBERSHIP - 2018/19 NCC	2,520.00
21/06/2018	EF059200	HIF	HEALTH INSURANCE	239.35
21/06/2018	EF059201	PAY-PLAN PTY LTD	SALARY PACKAGING	20,051.06
21/06/2018	EF059202	RENTAL MANAGEMENT AUSTRALIA PTY LTD	RENTAL LEASE AGREEMENT	800.00
21/06/2018	EF059203	GR & LC CHRISTIAN	RENTAL LEASE AGREEMENT	1,200.00
21/06/2018	EF059204	ACTON SOUTH WEST	RENTAL LEASE AGREEMENT	1,100.00
21/06/2018	EF059205	AUSTRALIAN TAXATION OFFICE	PAYG TAXATION	208,578.00
21/06/2018	EF059206	AUSTRALIAN SERVICES UNION	UNION FEES	82.35
21/06/2018	EF059207	HBF HEALTH LIMITED	MEDICAL INSURANCE	547.95

Date	Payment Ref.	Name	Description	Amount
21/06/2018	EF059208	LOCAL GOV'T RACE COURSE & CEMETERY EMPLOYEES	UNION FEES	420.26
21/06/2018	EF059209	DEPUTY CHILD SUPPORT REGISTRAR	SALARY DEDUCTIONS	577.17
21/06/2018	EF059210	CITY OF BUSSELTON-SOCIAL CLUB	SOCIAL CLUB REIMBURSEMENT	214.00
21/06/2018	EF059211	STAFF CHRISTMAS CLUB	PAYROLL DEDUCTIONS	4,522.18
20/06/2018	EF059212	SUPERCHOICE	SUPERANNUATION	156,348.60
20/06/2018	EF059213	ANGELINE DEWSON	STAFF REIMBURSEMENT - WORKSHOP MORNING TEA	51.75
20/06/2018	EF059214	CR. J McCALLUM	COUNCILLOR REIMBURSEMENT	782.72
20/06/2018	EF059215	CR. R BENNETT	COUNCILLOR REIMBURSEMENT	1,820.04
20/06/2018	EF059216	CR. R REEKIE	COUNCILLOR REIMBURSEMENT	27.46
20/06/2018	EF059217	CR. K HICK	COUNCILLOR REIMBURSEMENT	2,338.56
20/06/2018	EF059218	LISA BUTCHER	ART SALES	95.00
25/06/2018	EF059219	SHARON WOODFORD-JONES	STAFF REIMBURSEMENT - TRAINING	241.13
25/06/2018	EF059220	COLIN WOODFORD CARPENTRY & FINE FURNITURE	CARPENTRY SERVICES - ACCESS RAMP - OLD DNS	18,843.00
25/06/2018	EF059221	DUNSBOROUGH SETTLEMENTS	SETTLEMENT AGENT FEES - DNS	1,761,146.11
25/06/2018	EF059222	MAXINE PALMER	STAFF REIMBURSEMENT - TRAINING	242.92
28/06/2018	EF059223	TRAFFIC LOGISTICS AUSTRALIA	TRAFFIC COUNTERS - LAYMAN ROAD	1,980.00
28/06/2018	EF059224	DATA 3	COMPUTER SOFTWARE SUPPLIER	524.25
28/06/2018	EF059225	ELLIOTS IRRIGATION PTY LTD	IRRIGATION SERVICES - VARIOUS LOCATIONS	558.80
28/06/2018	EF059226	TRAFFIC FORCE	TRAFFIC MANAGEMENT SERVICES - VARIOUS LOCATIONS	90,340.42
28/06/2018	EF059227	DUNSBOROUGH JUNIOR SOCCER CLUB INC	KIDSPORT VOUCHERS	1,225.00
28/06/2018	EF059228	HARLEY DYKSTRA	CONTOUR SURVEY REPORT - BMRA	541.40
28/06/2018	EF059229	BEYOND SAFETY	PROTECTIVE CLOTHING SUPPLIER	144.90
28/06/2018	EF059230	MARGARET RIVER STRUCTURAL ENGINEERING	ENGINEERING SERVICES - SEYMOUR BLD	440.00
28/06/2018	EF059231	DVA FABRICATIONS	MAINTENANCE SERVICES - BSN LIBRARY	415.50
28/06/2018	EF059232	GOOD GUYS BUSSELTON	ELECTRICAL SUPPLIES - YOUTH CENTRE	754.45
28/06/2018	EF059233	JUMPING JACK INFLATABLES PTY LTD	FITNESS EQUIPMENT SUPPLIER - GLC	11,055.00
28/06/2018	EF059234	CREATIVE WELDING	MAINTENANCE SERVICES - INSTALLATION OF SCULPTURE	500.00
28/06/2018	EF059235	POSITION PARTNERS	TRAINING SERVICES	55.00
28/06/2018	EF059236	YALLINGUP LANDSCAPES	LANDSCAPING SERVICES - CASTLE BAY	6,828.25
28/06/2018	EF059237	ENVISIONWARE PTY LTD	LIBRARY RESOURCES	1,430.00
28/06/2018	EF059238	BUSSELTON HYDRAULIC SERVICES INC	HYDRAULIC SERVICES - DEPOT	789.10
28/06/2018	EF059239	CR. G HENLEY	COUNCILLOR REIMBURSEMENT	63.00
28/06/2018	EF059240	THE ASSOCIATION FOR PAYROLL SPECIALISTS	MEMBERSHIP / CONFERENCE	895.00
28/06/2018	EF059241	FIRE & SAFETY WA	FIRE EQUIPMENT SUPPLIER	264.62
28/06/2018	EF059242	LEEUEWIN CIVIL PTY LTD	HIRE EQUIPMENT SERVICES - VARIOUS LOCATIONS	10,370.25
28/06/2018	EF059243	ADELPHI TAILORING COMPANY	PROTECTIVE CLOTHING SUPPLIER	1,358.50
28/06/2018	EF059244	GO GO ON HOLD	MESSAGES ON HOLD - BSN LIBRARY	440.00
28/06/2018	EF059245	BUSSELTON NETBALL ASSOCIATION	KIDSPORT VOUCHERS	4,835.00
28/06/2018	EF059246	JIGSAW SIGNS & PRINT	SIGNAGE SERVICES - BUSINESS SPONSORSHIP FLAGS X3	1,020.00
28/06/2018	EF059247	BUNBURY TRUCKS	PLANT PURCHASES / SERVICES / PARTS	491.02
28/06/2018	EF059248	COMBINED TEAM SERVICES	TRAINING SERVICES	15,400.00

Date	Payment Ref.	Name	Description	Amount
28/06/2018	EF059249	BOYANUP BOTANICAL	NURSERY SUPPLIES - VASSE RIVER DELTA TRAIL	1,389.49
28/06/2018	EF059250	TOTAL GREEN RECYCLING	RECYCLING E-WASTE SERVICES	2,946.90
28/06/2018	EF059251	HEALTHWORKS	EMPLOYEE WELLNESS PROGRAM - NEWSLETTER SUBSCRIPTION 2018/19	2,640.00
28/06/2018	EF059252	AR PLUMBING & GAS SERVICE	PLUMBING SERVICES	555.50
28/06/2018	EF059253	ARBOR GUY	TREE MAINTENANCE SERVICES - POSSOM BOXES	880.00
28/06/2018	EF059254	TOLL IPEC PTY LTD	COURIER SERVICES	21.31
28/06/2018	EF059255	EMERGE ASSOCIATES	LANDSCAPE ARCHITECTURAL SERVICES - MEELUP	4,235.00
28/06/2018	EF059256	NAOMI SEARLE	STAFF REIMBURSEMENT - INTERNET ACCESS	80.00
28/06/2018	EF059257	QCLICK ONLINE SOLUTIONS	WEBSITE HOSTING SERVICES	32.00
28/06/2018	EF059258	BUSSELTON CABINET MAKERS	WOODWORK SERVICES - ARTGEO	3,069.00
28/06/2018	EF059259	FIRST CLASS TRAINING	TRAINING SERVICES	1,695.00
28/06/2018	EF059260	3E CONSULTING ENGINEERS PTY LTD	CONSULTANCY SERVICES - DNS TELSTRA RELOCATION	1,540.00
28/06/2018	EF059261	FACET FORUM ADVOCATING CULTURAL & ECO-TOURISM INC	TRAINING/WORKSHOP/FORUMS	315.00
28/06/2018	EF059262	CR KENNEDY & COMPANY PTY LTD	SURVEY SERVICES	2,453.22
28/06/2018	EF059263	GMAS SWIMMING CLUB INC	KIDSPORT VOUCHERS	450.00
28/06/2018	EF059264	VASSE JUNIOR SOCCER CLUB INC	KIDSPORT VOUCHERS	1,435.00
28/06/2018	EF059265	DEPARTMENT OF TRANSPORT	VEHICLE OWNERSHIP SEARCHES	505.85
28/06/2018	EF059266	LANDSAVE ORGANICS	LANDSCAPING SERVICE - PORT GEOGRAPHE	13,000.50
28/06/2018	EF059267	HOLCIM (AUSTRALIA) PTY LTD	CONCRETE SERVICES - CENTURIAN WAY BASIN	1,916.64
28/06/2018	EF059268	CANCELLED	PROCESSING ERROR - CANCELLED	0.00
28/06/2018	EF059269	PROFESSIONAL CABLING	CABLING SERVICES - VARIOUS LOCATIONS	13,717.00
28/06/2018	EF059270	ST JOHN AMBULANCE	FIRST AID SUPPLIES	183.83
28/06/2018	EF059271	OFFICE RELOCATION SOLUTIONS PTY LTD	RELOCATION OF OFFICE EQUIPMENT - COB TO WELSHPOOL	2,249.50
28/06/2018	EF059272	BRIDGESTONE	TYRE SERVICES - DEPOT	5,467.57
28/06/2018	EF059273	SEAMLESSCMS PTY LTD	SOFTWARE SERVICES	3,555.20
28/06/2018	EF059274	ABBAY TILING SERVICE	TILING SERVICES - UNIT 2 WINDERLUP VILLAS	4,356.00
28/06/2018	EF059275	WA EXTERNAL SOLUTIONS	GUTTER MAINTENANCE - VARIOUS BUILDINGS	4,582.48
28/06/2018	EF059276	YALLINGUP COFFEE ROASTING COMPANY	COFFEE MACHINE SUPPLIES - DNS LIBRARY	145.00
28/06/2018	EF059277	HEATLEYS SAFETY & INDUSTRIAL	SAFETY EQUIPMENT - DEPOT	1,681.27
28/06/2018	EF059278	ACURIX NETWORKS	INTERNET WIFI ACCESS - BSN FORSHORE	65,517.10
28/06/2018	EF059279	DATABASE CONSULTANTS AUSTRALIA	DATABASE SOFTWARE SUPPLY	8,955.10
28/06/2018	EF059280	BANG THE TABLE	SURVEY SERVICES - HQ PRO ANNUAL LICENCE	22,550.00
28/06/2018	EF059281	BUSSELTON BEARING SERVICES	BEARING SUPPLIES - DEPOT	2,985.74
28/06/2018	EF059282	ROVERS JUNIOR FOOTBALL CLUB INC	KIDSPORT VOUCHERS	490.00
28/06/2018	EF059283	MCLEODS BARRISTERS & SOLICITORS	LEGAL SERVICES - PUMA SERVICE STATION - DNS	3,338.50
28/06/2018	EF059284	AUSQ TRAINING	TRAINING SERVICES	766.00
28/06/2018	EF059285	ARTLINK AUSTRALIA	SUBSCRIPTION	160.00
28/06/2018	EF059286	GEOGRAPHE FORD - BUSSELTON	VEHICLE PURCHASES / SERVICES / PARTS	780.00
28/06/2018	EF059287	VORGEE PTY LTD	GYM GOODS	376.20
28/06/2018	EF059288	MACQUARIE EQUIPMENT RENTALS PTY LTD	LEASING PAYMENTS	2,705.56
28/06/2018	EF059289	BUSSELTON DISTRICT JUNIOR RUGBY CLUB INC	KIDSPORT VOUCHERS	750.00

Date	Payment Ref.	Name	Description	Amount
28/06/2018	EF059290	COUNTRY WOMENS HOCKEY CLUB	SPORTS FUNDING	150.00
28/06/2018	EF059291	MCG ARCHITECTS PTY LTD	ADMIN BUILDING - POST CONTRACT ARCHITECTURAL SERVICES	1,463.00
28/06/2018	EF059292	ENVIRONEX INTERNATIONAL PTY LTD	POOL CHEMICALS FOR GLC	1,215.17
28/06/2018	EF059293	ANNA FOLEY	EMPLOYEE WELLNESS SERVICES	2,000.00
28/06/2018	EF059294	SCOPE BUSINESS IMAGING	ELECTRONIC EQUIPMENT	192.50
28/06/2018	EF059295	CAPEL HOCKEY CLUB	KIDSPORT VOUCHERS	300.00
28/06/2018	EF059296	COVS PARTS PTY LTD	AUTOMOTIVE PARTS	64.66
28/06/2018	EF059297	CRANEFORD PLUMBING PTY LTD	PLUMBING SERVICES - VARIOUS LOCATIONS	28,318.81
28/06/2018	EF059298	ALLSOUTH SECURITY	CCTV AND SECURITY SERVICES	269.50
28/06/2018	EF059299	SMALL TREE FARM	NURSERY SUPPLIES - DEPOT	387.20
28/06/2018	EF059300	INFOCOUNCIL PTY LTD	SOFTWARE SERVICES FEE	7,513.00
28/06/2018	EF059301	SPHERE LEGAL PTY LTD	DEBT COLLECTION LEGAL SERVICES	5.50
28/06/2018	EF059302	SOUTH WEST PRINTING & PUBLISHING	ADVERTISING SERVICES - BD TIMES & AMR TIMES - ARTGEO	1,950.00
28/06/2018	EF059303	BMA-BUSSELTON MARTIAL ARTS	KIDSPORT VOUCHERS	165.00
28/06/2018	EF059304	MARGARET RIVER FENCING	SUPPLY & INSTALL HANDRAIL - COLLEGE AVE CYCLEWAY	8,376.50
28/06/2018	EF059305	GRACE RECORDS MANAGEMENT (AUSTRALIA) PTY LTD	STORAGE SERVICES	487.32
28/06/2018	EF059306	CHRIS SHEEDY PANEL & PAINT	PLANT PANEL REPAIRS & REPLACEMENT	1,000.00
28/06/2018	EF059307	CAPE DRILLING SERVICES	WATER BORE SERVICES - MEELUP REGIONAL PARK	5,676.00
28/06/2018	EF059308	SOUTH WEST EMPLOYEE ASSISTANCE PROGRAM	EMPLOYEE MEDICAL SERVICES	4,114.00
28/06/2018	EF059309	VASSE PLAYGROUP	COMMUNITY BID - CONSTRUCTION DAY MORNING TEA	500.00
28/06/2018	EF059310	SOUNDPACK SOLUTIONS	LIBRARY RESOURCES	476.85
28/06/2018	EF059311	ESPLANADE HOTEL FREMANTLE BY RYDGES	ACCOMMODATION - TRAINING	832.00
28/06/2018	EF059312	SOUTH WEST WINDSCREEN & GLASS	PLANT WINDSCREEN REPAIRS	375.00
28/06/2018	EF059313	PIPELINE PLUMBING	PLUMBING SERVICES - VARIOUS LOCATIONS	1,191.00
28/06/2018	EF059314	FAUNA FOR THE FUTURE	POSSUM BOXES	150.00
28/06/2018	EF059315	SEA CHANGE NEWS & GIFTS	LIBRARY RESOURCES - NEWSPAPERS & MAGAZINES	158.40
28/06/2018	EF059316	NATURAL AREA CONSULTING SERVICES	VEGETATION PROTECTION SUPPLIES - PRINCEFIELD & EDWARDS RD	10,833.21
28/06/2018	EF059317	DUNSBOROUGH HARDWARE & HOME CENTRE	HARDWARE SUPPLIES	27.60
28/06/2018	EF059318	BUSSELTON HYUNDAI	VEHICLE PURCHASES / SERVICES / PARTS	385.00
28/06/2018	EF059319	BENT LOGIC	MEMBERSHIP CARDS - GLC	654.50
28/06/2018	EF059320	KMART BUNBURY	GENERAL MERCHANDISE - NCC	212.00
28/06/2018	EF059321	EFAX AUSTRALIA	FAX SERVICE PROVIDER	198.00
28/06/2018	EF059322	OFFICEMAX AUSTRALIA LTD	STATIONERY SUPPLIES	715.60
28/06/2018	EF059323	DYMOCKS - BUSSELTON	LIBRARY RESOURCES	4,288.01
28/06/2018	EF059324	JIMS FIRST	HARDWARE SUPPLIES - WORKS IN DNS	564.51
28/06/2018	EF059325	BUNBURY LAWN & GARDEN SUPPLIES	GARDEN SUPPLIES - BSN WASTE STATION	2,000.00
28/06/2018	EF059326	SOUTH WEST SATELLITE TV & AUDIO	SATELLITE TV INSTALLATION - GLC	3,578.00
28/06/2018	EF059327	RETRACTABLE TARPS PTY LTD	PLANT PARTS	1,361.80
28/06/2018	EF059328	BCP CIVIL & PLANT	EXCAVATOR & PLANT HIRE - VARIOUS WORKS	69,446.75
28/06/2018	EF059329	BCP MATERIALS PTY LTD	SAND SUPPLIES - VARIOUS LOCATIONS	24,792.79
28/06/2018	EF059330	BCP LIQUID WASTE	LIQUID WASTE SERVICES	2,411.00

Date	Payment Ref.	Name	Description	Amount
28/06/2018	EF059331	ERTECH PTY LTD	COASTAL DEFENCES SERVICE - BMRA	2,035,373.69
28/06/2018	EF059332	WELCOME SITE	PORTABLE TOILET HIRE - KOORABIN DRIVE	2,282.50
28/06/2018	EF059333	D MCKENZIE T/A LITORIA ECOSERVICES	CONSULTANCY SERVICES - VARIOUS LOCATIONS	5,802.50
28/06/2018	EF059334	CHAMBER OF ARTS AND CULTURE WA	MEMBERSHIP FEES	385.00
28/06/2018	EF059335	STAX CHAIRS	OUTDOOR FURNITURE - GLC	4,356.00
28/06/2018	EF059336	SPYKER TECHNOLOGIES PTY LTD	CCTV PRODUCTS AND SERVICES - ARTGEO	1,042.25
28/06/2018	EF059337	NATURALISTE GLASS PTY LTD	GLASS REPAIRS AND MANUFACTURE - VARIOUS LOCATIONS	787.68
28/06/2018	EF059338	SUEZ MEDICAL SOLUTIONS PTY LTD	CLINICAL WASTE COLLECTION BINS	87.64
28/06/2018	EF059339	GRANITE NETWORKS PTY LTD	IT SERVICES AND HARDWARE	1,878.27
28/06/2018	EF059340	KLEENHEAT NATURAL GAS	KOOKABURRA NATURAL GAS	1,521.60
28/06/2018	EF059341	COLIN WOODFORD CARPENTRY & FINE FURNITURE	CARPENTRY SERVICES - FORESHORE ENTRY SIGN	4,422.00
28/06/2018	EF059342	TANIA OLIVER	STAFF REIMBURSEMENT - CROSSEVER CONTRIBUTION	148.10
28/06/2018	EF059343	SANDGROPER CONTRACTING	LIQUID WASTE REMOVAL SERVICE	350.00
28/06/2018	EF059344	WORK METRICS	HEALTH AND SAFETY SOFTWARE	110.00
28/06/2018	EF059345	COLES	COUNCIL, GLC & STAFF REFRESHMENTS	1,634.27
28/06/2018	EF059346	D & A O'CONNOR FAMILY TRUST	CATERING SERVICES - MEETINGS	160.00
28/06/2018	EF059347	MARGARET RIVER BUSSELTON TOURISM ASSOCIATION	ADVERTISING	1,477.66
28/06/2018	EF059348	PRIMARY LOGISTICS	LITTER COLLECTION - MEELUP NATIONAL PARK	2,093.85
28/06/2018	EF059349	POLYLINK	RETICULATION SUPPLIES - DNS OVAL	4,186.60
28/06/2018	EF059350	PRIME URBAN WA PTY LTD	LANDSCAPE REFUND IMPLEMENTATION BOND	29,250.00
28/06/2018	EF059351	THE URBAN COFFEE HOUSE	CATERING - VARIOUS MEETINGS	2,614.00
28/06/2018	EF059352	EVERETT'S HOME AND YARD MAINTENANCE	MAINTENANCE SERVICES - CHURCHILL PARK UNDERCOVER AREA	15,955.00
28/06/2018	EF059353	MANA KAI CAFE	CATERING - VARIOUS MEETINGS	1,950.00
28/06/2018	EF059354	MARKETFORCE PTY LTD	ADVERTISING SERVICES - EMPLOYMENT - WEST AUSTRALIAN	4,151.87
28/06/2018	EF059355	LOTIX FILTER CLEANING SERVICE	PLANT FILTER CLEANING SERVICE	704.78
28/06/2018	EF059356	HOOPERS HONEY BEES	BEE RE-LOCATER	150.00
28/06/2018	EF059357	SPORTFIRST BUSSELTON	SPORTING PRODUCTS - GLC	361.00
28/06/2018	EF059358	KLEENIT PTY LTD	GRAFFITI REMOVAL SERVICE - VARIOUS LOCATIONS	683.10
28/06/2018	EF059359	CALIBRE PROFESSIONAL SERVICES PTY LTD	ENGINEERING SERVICES - LOWER VASSE RIVER	10,609.50
28/06/2018	EF059360	APP CORPORATION PTY LTD	PROJECT MANAGEMENT SERVICES - BMRA	30,800.00
28/06/2018	EF059361	HOCKING HERITAGE STUDIO	HERITAGE ADVISORY SERVICES	385.00
28/06/2018	EF059362	JONES MARINE	DIVING MAINTENANCE - DNS SHARK NET	1,700.00
28/06/2018	EF059363	STIHL SHOP DUNSBOROUGH	PLANT PURCHASES / SERVICES / PARTS	329.65
28/06/2018	EF059364	GYM AND FITNESS	GYM EQUIPMENT - GLC	875.00
28/06/2018	EF059365	BARRY ALLEN ELECTRICAL SERVICES PTY LTD	ELECTRICAL SERVICES - VARIOUS LOCATIONS	28,820.00
28/06/2018	EF059366	BUSSELTON AUTO ELECTRICS	AUTO ELECTRICAL SERVICES - DEPOT	2,285.85
28/06/2018	EF059367	BUNBURY COFFEE MACHINES	COFFEE MACHINE SUPPLIES - GLC	1,182.50
28/06/2018	EF059368	BIG BEN BUILDERS PTY LTD	DESIGN AND CONSTRUCTION SERVICES - RAILWAY HOUSE	567.57
28/06/2018	EF059369	PVR INDUSTRIAL PTY LTD	INDUSTRIAL PUMP REPAIRS	1,353.00
28/06/2018	EF059370	THE PLANT SUPPLY CO	NURSERY SUPPLIES - DEPOT	462.00
28/06/2018	EF059371	PC MACHINERY	SEA CONTAINER DELIVERED - OLD BUTTER FACTORY	6,325.00

Date	Payment Ref.	Name	Description	Amount
28/06/2018	EF059372	IMAGELAB	ADVERTISING - ARTGEO	693.00
28/06/2018	EF059373	BE LIVING SMART INC.	LIVING SMART COURSE	900.00
28/06/2018	EF059374	IMAGE ON LINE	MARKETING - QUARTERLY FEE	261.25
28/06/2018	EF059375	FORRESTBRIDGE PTY LTD	SOLAR SECURITY CAMERA SYSTEM	60.00
28/06/2018	EF059376	NISBETS EXPRESS CATERING EQUIPMENT	CATERING EQUIPMENT - DNS LIBRARY	639.98
28/06/2018	EF059377	NORTH METROPOLITAN TAFE	TRAINING SERVICES	1,377.50
28/06/2018	EF059378	BLUEWATER PRINT	PRINTED MATERIALS - OFFICE EMPLOYEE HANDBOOK	1,221.00
28/06/2018	EF059379	ABIGAIL COX	KIOSK SUPPLIES - GLC	32.00
28/06/2018	EF059380	MDF CONSULTING & PROJECT MANAGEMENT	PROPERTY & RATING ASSISTANCE	6,936.52
28/06/2018	EF059381	CANCELLED	PROCESSING ERROR - CANCELLED	0.00
28/06/2018	EF059382	MOORE STEPHENS WA PTY LTD	RATE COMPARISON REPORT	214.50
28/06/2018	EF059383	LIVING EMPORIUM	FURNITURE - GLC CAFÉ UPGRADE	467.86
28/06/2018	EF059384	ALINTA ENERGY	GAS SERVICES	186.04
28/06/2018	EF059385	ROBERT'S TILT TRAY & HIAB SERVICE	FREIGHT	825.00
28/06/2018	EF059386	DOUTH CONTRACTING	PROPERTY & GARDEN MAINTENANCE - WINDERLUP VILLAS	8,492.00
28/06/2018	EF059387	GEOGRAPHE UNDERGROUND SERVICES	UNDERGROUND SERVICES - MARINE TCE	3,993.00
28/06/2018	EF059388	HISCONF PTY LTD	KITCHEN EQUIPMENT	166.90
28/06/2018	EF059389	KATIE GARNETT	EMPLOYEE WELLNESS PROGRAM	1,440.00
28/06/2018	EF059390	ABEC ENVIRONMENTAL CONSULTING PTY LTD	ENVIRONMENTAL SAMPLING	6,160.00
28/06/2018	EF059391	CORSIGN WA PTY LTD	SINGAGE AND TRAFFIC ACCESSORIES - DEPOT	11,220.00
28/06/2018	EF059392	GEOGRAPHE COMMUNITY LANDCARE NURSERY	NURSERY SUPPLIES - VARIOUS LOCATIONS	22,939.00
28/06/2018	EF059393	CLEANAWAY SOLID WASTE PTY LTD	WASTE DISPOSAL SERVICES - BSN TIP	1,069.88
28/06/2018	EF059394	DIVERSE PLUMBING AND GAS	PLUMBING AND GASFITTING - YCAB	1,479.50
28/06/2018	EF059395	2 OCEANS TACKLE	WADERS FOR HEALTH DEPARTMENT	500.00
28/06/2018	EF059396	LSV BORRELLO LAWYERS	LEGAL ADVICE	1,318.90
28/06/2018	EF059397	SW ENVIRONMENTAL	ENVIRONMENTAL SERVICES - PLANNING FOR TOBY INLET	4,950.00
28/06/2018	EF059398	ARM SECURITY SYSTEMS	SECURITY SYSTEMS SUPPLY AND MONITERING	1,415.70
28/06/2018	EF059399	SOUTH WEST SEASONS	ADVERTISING	1,900.00
28/06/2018	EF059400	WELL DONE INTERNATIONAL PTY LTD	AFTERHOURS CALL CENTRE SERVICE	3,215.19
28/06/2018	EF059401	PREMIUM PUBLISHERS	ADVERTISING - WINTER CALENDAR OF EVENTS	4,391.75
28/06/2018	EF059402	P & K RUTGERS WOODWORK	CABINETRY - RAILWAY HOUSE	1,672.00
28/06/2018	EF059403	STALEY FOOD & PACKAGING	CLEANING CHEMICALS - GLC	1,776.61
28/06/2018	EF059404	TONY WINDBERG	ART SALES	600.00
28/06/2018	EF059405	PASSMORE AUTOMOTIVE	VEHICLE MAINTENANCE SERVICES	1,464.65
28/06/2018	EF059406	TAS'S BAKERY	CATERING - VARIOUS MEETINGS - VIDLER ROAD	185.40
28/06/2018	EF059407	FYFE PTY LTD	CONTAMINATED LAND AUDITOR SERVICES	8,327.00
28/06/2018	EF059408	SUBWAY BUSSELTON	CATERING SERVICES - MEETINGS - BSN SES	171.50
28/06/2018	EF059409	BUSSELTON REWINDS	PLANT PURCHASES/SERVICES / PARTS	1,194.23
28/06/2018	EF059410	KWIK KOFFEE BUSSELTON	CATERING SERVICES - MEETINGS	160.80
28/06/2018	EF059411	ESPRESSO ESSENTIAL (WA) PTY LTD	LIBRARY RESOURCES - DNS LIBRARY	624.18
28/06/2018	EF059412	CTI SECURITY SYSTEMS PTY LTD	SECURITY SYSTEMS SUPPLY AND MONITERING	202.85

Date	Payment Ref.	Name	Description	Amount
28/06/2018	EF059413	ARL LABORATORIES	ANALYTICAL SERVICES - LOWER VASSERIVER SEDIMENTS	13,440.90
28/06/2018	EF059414	WA LIBRARY SUPPLIES	LIBRARY RESOURCES - DNS LIBRARY	2,063.90
28/06/2018	EF059415	CANCELLED	PROCESSING ERROR - CANCELLED	0.00
28/06/2018	EF059416	TAMMEX PTY LTD	PRINTER REQUIREMENTS	387.00
28/06/2018	EF059417	SUPPER ROAD	CATERING SERVICES - MEETINGS	777.50
28/06/2018	EF059418	TENDERLINK.COM	TENDER ADVERTISING	330.00
28/06/2018	EF059419	DIANELLA ELECTRICS	ELECTRICAL SERVICES - COB	440.00
28/06/2018	EF059420	KITCHEN WORKS	GIFTS - GREEN TASK FORCE	299.75
28/06/2018	EF059421	HITACHI CONSTRUCTION MACHINERY	PLANT PURCHASES/SERVICES / PARTS	1,286.67
28/06/2018	EF059422	KITCHEN TAKEOVERS	CATERING SERVICES - MEETINGS	66.00
28/06/2018	EF059423	AQUAVIVA CATERING	CATERING SERVICES - MEETINGS	2,465.00
28/06/2018	EF059424	DEPT OF BIODIVERSITY, CONSERVATION AND ATTRACTIONS	WEED CONTROL - VARIOUS LOCATIONS	2,500.00
28/06/2018	EF059425	SPICE ODYSSEY	CATERING SERVICES - MEETINGS	900.00
28/06/2018	EF059426	ANDREW SEMARK PHOTOGRAPHY	IMAGES AND PHOTOGRAPHY SERVICE	700.00
28/06/2018	EF059427	Q CLICK TRAINING	WEBSITE DEVELOPMENT - MEELUP	1,100.00
28/06/2018	EF059428	BAYTHE LINEN AND LAUNDRY	LINEN SERVICE - KOOKABURRA CARAVAN PARK	297.82
28/06/2018	EF059429	FRESH AS	CATERING SERVICES - MEETINGS	662.10
28/06/2018	EF059430	REVOLUTION APPS PTY LTD	E-COMMERCE PLATFORM FOR COMPOSTING PROGRAM	76.20
28/06/2018	EF059431	ADVANCED DRIVEWAY SEALING	MAINTENANCE & CLEANING SERVICES - VARIOUS LOCATIONS	440.00
28/06/2018	EF059432	ANSTEE EARTHMOVING CO	EARTHMOVING SERVICES - COLLEGE AVE CYCLEWAY	14,883.00
28/06/2018	EF059433	PRIME MEDIA GROUP LTD	ADVERTISING SERVICES - GLC	3,814.80
28/06/2018	EF059434	BEACHSIDE BUILDING & MAINTENANCE	BUILDING DIVISION - VARIOUS LOCATIONS	29,600.85
28/06/2018	EF059435	CR. L MILES	COUNCILLOR REIMBURSEMENT	584.80
28/06/2018	EF059436	CR. K HICK	COUNCILLOR REIMBURSEMENT	80.00
28/06/2018	EF059437	CSSTECH GROUP PTY LTD	ICT SERVICES	421.80
28/06/2018	EF059438	MURDOCH UNIVERSITY	RESEARCH SERVICES - TOBY INLET SURVEY	8,133.90
28/06/2018	EF059439	GREG HAREWOOD	ZOOLOGICAL SERVICES - NOCTURNAL WRP SURVEY	5,755.20
28/06/2018	EF059440	COMMUNITY HOME CARE INCORPORATED	TODDLER PLAYSPACE TRAIN REFURB	1,650.00
28/06/2018	EF059441	LITTERGRABBER	RUBBISH COLLECTION TOOLS	1,717.65
28/06/2018	EF059442	MULTICLEAN WA PTY LTD	CLEANING SERVICES - VARIOUS LOCATIONS	47,079.50
28/06/2018	EF059443	MARK ONE VISUAL PROMOTIONS PTY LTD	CHRISTMAS DECORATIONS	3,414.30
28/06/2018	EF059444	MT PAINTING SERVICES	PAINTING SERVICES - WINDERLUP VILLAS	495.00
28/06/2018	EF059445	RINGSPOOT PTY LTD	SPORTING EQUIPMENT - GLC	1,080.00
28/06/2018	EF059446	JDM EARTHWORKS	STONERWORK SERVICES - VARIOUS LOCATIONS	21,058.95
28/06/2018	EF059447	MUSEUMLY	ARTWORKS CONSERVATION - CEMETREY	8,004.70
28/06/2018	EF059448	JANE WILSHAW	ENVIRONMENTAL SERVICES - MEELUP WEBSITE	5,922.00
28/06/2018	EF059449	BLUE WREN GALLERY	PICTURE FRAMING SERVICES - RAILWAY HOUSE	300.00
28/06/2018	EF059450	HOTEL IBIS PERTH	ACCOMMODATION	459.00
28/06/2018	EF059451	MODULAR WA	BJTY - CABIN CONSTRUCTION	118,504.26
28/06/2018	EF059452	DOWN SOUTH WATER CARTAGE	WATER CARTAGE - RENDEZVOUS RD	3,640.00
28/06/2018	EF059453	DEON ATTARD	DJ LESSONS	330.00

Date	Payment Ref.	Name	Description	Amount
28/06/2018	EF059454	BRETT WALSH LANDSCAPING	NURSERY SUPPLIES - DEPOT	5,676.00
28/06/2018	EF059455	SOUTHERN CIVIL EARTHWORKS PTY LTD	EARTHMOVING & MACHINERY HIRE - BSN FORESHORE	3,410.00
28/06/2018	EF059456	FOWLER SURVEYS	YELVERTON ROAD SURVEY	2,359.50
28/06/2018	EF059457	SOUTH WEST PROPERTY SETTLEMENTS	CONVEYANCING SERVICES - LAND ACQUISITION	192,060.00
28/06/2018	EF059458	INTERSECTIONAL LINEMARKERS PTY LTD	LINEMARKING SERVICES - YELVERTON RD	16,098.74
28/06/2018	EF059459	ALPINE LAUNDRY PTY LTD	LINEN SERVICE	97.19
28/06/2018	EF059460	ABBEY ASSET AND ENVIRONMENTAL MANAGEMENT (AAEM)	ASSET MANAGEMENT DATA MIGRATION SUPPORT	7,084.00
28/06/2018	EF059461	AVIATOR MEDIA PTY LTD	ADVERTISING - BMRA	979.00
28/06/2018	EF059462	FAT DUCK CYCLES & ESPRESSO BAR	CYCLING ACCESSORIES	176.97
28/06/2018	EF059463	SPENCER EARTHWORKS PTY LTD	EARTHWORKS - NEW RIVER WETLAND WALK	5,731.00
28/06/2018	EF059464	YEOMAN PTY LTD	ENERGY AUDIT	24,750.00
28/06/2018	EF059465	BP AUSTRALIA PTY LTD	CONSTRUCTION OF JET FUEL FACILITY	25,754.73
28/06/2018	EF059466	PROPERTY VALUATION & ADVISORY WA	VALUATION SERVICES	7,700.00
28/06/2018	EF059467	SILENT DISCO KING AUSTRALIA PTY LTD	EQUIPMENT HIRE AND SALES	1,400.00
28/06/2018	EF059468	HARVEY NORMAN AV/IT SUPERSTORE BUSSELTON	ELECTRICAL APPLIANCE SERVICES - YCAP	4,068.00
28/06/2018	EF059469	ALTUS PLANNING	TOWN PLANNING SERVICES	2,750.00
28/06/2018	EF059470	ANGLICARE WA INC	TRAINING SERVICES	240.00
28/06/2018	EF059471	CAPE CONTAINERS	TEMPORARY FENCING HIRE - BUSSELTON FORESHORE	2,277.00
28/06/2018	EF059472	POS PLAZA	CASH DRAWER	150.00
28/06/2018	EF059473	ALL-WAYS TRAINING SERVICES P/L	TRAINING SERVICES - DEPOT STAFF	760.00
28/06/2018	EF059474	KINGS CARPENTRY	PORTABLE EQUIPMENT - FORESHORE	1,945.42
28/06/2018	EF059475	BALWYN MARGARET RIVER PTY LTD	GRANITE SUPPLY - BUSSELTON FORESHORE ADVENTURE PLAYSPACE	13,442.00
28/06/2018	EF059476	DSI FENCING & GATES	FENCING SERVICES - NCC	3,342.90
28/06/2018	EF059477	PLANTRITE	NURSERY SUPPLIES - DEPOT	1,604.68
28/06/2018	EF059478	1ICT PTY LTD	APPLE IPAD KIOSK WALL STAND - GLC VACATION CARE	2,250.45
28/06/2018	EF059479	BLACK INK DESIGN AND DRAFTING	DESIGN & DRAFTING - YOUTH WORKSHOPS	500.00
28/06/2018	EF059480	AHA CONSULTING PTY LTD	COMMUNITY ENGAGEMENT TRAINING	880.00
28/06/2018	EF059481	NOVOTEL LANGLEY PERTH	ACCOMMODATION	370.00
28/06/2018	EF059482	VOICE PROJECT PTY LTD	STAFF ENGAGEMENT SURVEY - 50% PAYMENT	7,700.00
28/06/2018	EF059483	STIHL SHOP OSBORNE PARK	SUPPLY & SERVICE OF OUTDOOR EQUIPMENT - BSN SES	157.00
28/06/2018	EF059484	THE GOOD EGG CAFE	VENUE HIRE AND CATERING	1,005.00
28/06/2018	EF059485	VENDORPANEL PTY LTD	MULTI PARTY EVALUATIONS & WEBINARS	2,620.04
28/06/2018	EF059486	TOWNS JUNIOR FOOTBALL CLUB	KIDSPORT VOUCHERS	6,415.00
28/06/2018	EF059487	ARROW BRONZE	MEMORIAL PLAQUES SUPPLIER	472.66
28/06/2018	EF059488	J D'AGOSTINO & S LUFF ARCHITECTS	ARCHITECTURAL SERVICES - BUSSELTON TENNIS CLUB RELOCATION	22,687.50
28/06/2018	EF059489	STEWART & HEATON CLOTHING CO PTY LTD	PROTECTIVE CLOTHING SUPPLIER	5,597.24
28/06/2018	EF059490	PK COURIERS	COURIER SERVICES	353.10
28/06/2018	EF059491	DOTS POTS & OFFICE FURNITURE	OFFICE FURNITURE SUPPLIER	380.00
28/06/2018	EF059492	SPOTLIGHT	VACATION CARE SUPPLIES - NCC	1,683.04
28/06/2018	EF059493	BUSSELTON TOYOTA	VEHICLE PURCHASES / SERVICES / PARTS	625.75
28/06/2018	EF059494	GILS MOWING	MAINTENANCE SERVICES - COMMUNITY HOUSING	2,250.00

Date	Payment Ref.	Name	Description	Amount
28/06/2018	EF059495	CHRISTIAN & CO ELECTRICAL CONTRACTORS	ELECTRICAL SERVICES - CHURCHILL PARK	2,233.10
28/06/2018	EF059496	BOC GASES AUSTRALIA LTD	GAS SERVICES - GLC	5,394.70
28/06/2018	EF059497	CJD EQUIPMENT PTY LTD	PLANT PURCHASES / SERVICES / PARTS	4,506.95
28/06/2018	EF059498	COMMERCIAL CLEANING EQUIPMENT	CLEANING EQUIPMENT SUPPLIER - NCC	826.00
28/06/2018	EF059499	DAVID GRAY & CO	GARBAGE BINS & PARTS SUPPLIER - DEPOT	1,557.16
28/06/2018	EF059500	AC FORSTER & SON	PLUMBING SERVICES - VARIOUS LOCATIONS	4,335.00
28/06/2018	EF059501	FENNESSY'S	VEHICLE PURCHASES / SERVICES / PARTS	1,250.56
28/06/2018	EF059502	FTE ENGINEERING	MAINTENANCE SERVICES - VARIOUS WORKS	1,408.00
28/06/2018	EF059503	CHADSON ENGINEERING	ENGINEERING SERVICES - GLC	5,182.10
28/06/2018	EF059504	CHILDRENS BOOK COUNCIL OF AUSTRALIA	BSN LIBRARY RESOURCES	230.15
28/06/2018	EF059505	GEOGRAPHE TIMBER & HARDWARE	HARDWARE SUPPLIES - VARIOUS WORKS	1,799.10
28/06/2018	EF059506	JASON SIGNMAKERS	SIGNAGE SUPPLIES - VARIOUS LOCATIONS	1,714.90
28/06/2018	EF059507	TREVORS CARPETS BUSSELTON	FLOOR COVERING SERVICE - WINDERLUP VILLAS	1,900.00
28/06/2018	EF059508	KD POWER & CO	MAINTENANCE SERVICES - FORESHORE	242.00
28/06/2018	EF059509	DUCHESS MEDICAL PRACTICE	EMPLOYEE MEDICAL SERVICES	78.80
28/06/2018	EF059510	B & J CATALANO PTY LTD	GRAVEL CRUSHING - KOORABIN RD	26,875.00
28/06/2018	EF059511	MALATESTA ROAD PAVING & HOTMIX	ROAD HOTMIX / PAVING SERVICES - VARIOUS LOCATIONS	292,485.42
28/06/2018	EF059512	NORM FLYNN SMASH REPAIRS	PANEL BEATING SERVICES	500.00
28/06/2018	EF059513	BUCHER MUNICIPAL PTY LTD	PLANT SPARES & SERVICING	2,016.36
28/06/2018	EF059514	NICHOLLS MACHINERY	PLANT PURCHASES / SERVICES / PARTS	2,411.52
28/06/2018	EF059515	ROYAL LIFE SAVING SOCIETY - WESTERN AUSTRALIA	TRAINING SERVICES - GLC	574.90
28/06/2018	EF059516	EAGLE BAY VOLUNTEER BUSHFIRE BRIGADE	PETTY CASH REIMBURSEMENT	500.00
28/06/2018	EF059517	DUNSBOROUGH VOLUNTEER BUSHFIRE BRIGADE	PETTY CASH REIMBURSEMENT	2,580.30
28/06/2018	EF059518	LANDGATE	LAND INFORMATION AND TITLE SEARCHES	35,971.71
28/06/2018	EF059519	HANSON CONST. MATERIALS PTY LTD	CONCRETE SERVICES - COLLEGE AVE CYCLEWAY	16,909.20
28/06/2018	EF059520	RAECO INTERNATIONAL PTY LTD	LIBRARY RESOURCES - DNS LIBRARY	2,494.80
28/06/2018	EF059521	SOUTH WEST STEEL PRODUCTS	STEEL PRODUCTS SUPPLIER	38.50
28/06/2018	EF059522	SPORTSPOWER	SPORT EQUIPMENT SUPPLIER - NCC	320.00
28/06/2018	EF059523	WESTERN POWER CORPORATION	ELECTRICAL SERVICES - AMBERGATE FIRE SHED	23,119.00
28/06/2018	EF059524	SOUTH WEST MACHINING CENTRE	PLANT MAINTENANCE SERVICES - HAND RAIL	2,211.00
28/06/2018	EF059525	GEOGRAPHE PETROLEUM	FUEL SERVICES - VARIOUS LOCATION	10,731.42
28/06/2018	EF059526	ERS AUSTRALIA PTY LTD	MAINTENANCE PARTS WASHER	947.10
28/06/2018	EF059527	AMD CHARTERED ACCOUNTANTS	AUDITOR SERVICES - INTERIM AUDIT YEAR END	8,800.00
28/06/2018	EF059528	BUSSELTON RETRAVISION	ELECTRICAL SERVICES - BSN SES	696.00
28/06/2018	EF059529	LANDGATE (VALUER GENERAL'S OFFICE)	LAND VALUATIONS	1,939.49
28/06/2018	EF059530	PENDREY AGENCIES P/L	CHEMICAL / RURAL SUPPLIES - DEPOT	9,455.11
28/06/2018	EF059531	CURTIN UNIVERSITY OF TECHNOLOGY	TRAINING SERVICES	833.00
28/06/2018	EF059532	WINC AUSTRALIA PTY LTD	STATIONERY & OFFICE SUPPLIES - BSN LIBRARY	1,205.39
28/06/2018	EF059533	BUSSELTON MOTORS (MITSUBISHI/MAZDA)	VEHICLE PURCHASES / SERVICES / PARTS	2,102.65
28/06/2018	EF059534	BUNBURY PLASTICS	MAINTENANCE SERVICES - COB	596.86
28/06/2018	EF059535	COURIER AUSTRALIA	COURIER SERVICES	638.27

Date	Payment Ref.	Name	Description	Amount
28/06/2018	EF059536	THINK WATER DUNSBOROUGH	RETICULATION SERVICES & SUPPLIES - VARIOUS LOCATIONS	1,843.97
28/06/2018	EF059537	DUNSBOROUGH BOBCAT SERVICE	EARTHMOVING - BOBCAT HIRE - VARIOUS LOCATIONS	22,027.50
28/06/2018	EF059538	CARRAMAR COASTAL NURSERY	NURSERY SUPPLIES - DEPOT	23,980.00
28/06/2018	EF059539	PRO-LINE KERBING	KERBING SERVICES - VARIOUS LOCATIONS	17,505.73
28/06/2018	EF059540	AUSTRALIA POST	POSTAL SERVICE	4,126.95
28/06/2018	EF059541	OTIS ELEVATOR COMPANY PTY LTD	ELEVATOR SERVICES - COB	1,666.54
28/06/2018	EF059542	SW PRECISION PRINT	PRINTING SERVICES - GLC	4,255.00
28/06/2018	EF059543	PRESTIGE PRODUCTS	HOSPITALITY EQUIPMENT SUPPLIER - DEPOT	6,392.10
28/06/2018	EF059544	SOUTH WEST ISUZU	PLANT PURCHASES / SERVICES / PARTS - DEPOT	102,750.35
28/06/2018	EF059545	BUSSELTON UPHOLSTERERS	UPHOLSTERY SERVICES - BSN LIBRARY	128.70
28/06/2018	EF059546	BLACKWOODS	FLEET CONSUMABLES & MAINTENANCE PARTS - DEPOT	1,007.04
28/06/2018	EF059547	ANIMAL PEST MANAGEMENT SERVICES	PEST CONTROL SERVICES - MEELUP NATIONAL PARK	1,540.00
28/06/2018	EF059548	REPCO AUTO PARTS	PLANT PURCHASES / SERVICES / PARTS - DEPOT	2,769.66
28/06/2018	EF059549	BAY SIGNS	BIN SIGNS - VARIOUS LOCATIONS	3,777.91
28/06/2018	EF059550	ACTIV FOUNDATION INC	RESERVE MAINTENANCE SERVICES & SHREDDING - VARIOUS LOCATIONS	31,020.18
28/06/2018	EF059551	BUSSELTON PEST & WEED CONTROL	WEED CONTROL - VARIOUS LOCATIONS	7,488.47
28/06/2018	EF059552	WEST OZ LINEMARKING	LINE MARKING SERVICES - VARIOUS LOCATIONS	18,184.10
28/06/2018	EF059553	W.A. BOILER SPARES AND SERVICE	PLANT PURCHASES / SERVICES / PARTS - VARIOUS LOCATIONS	4,367.55
28/06/2018	EF059554	ALL BUSSELTON GAS & PLUMBING SERVICE	PLUMBING SERVICES - COMMUNITY HOUSING	4,609.35
28/06/2018	EF059555	DUNSBOROUGH & DISTRICT COUNTRY CLUB	GRANT FUNDING - MEELUP FRIENDS - ROOM HIRE	100.00
28/06/2018	EF059556	WESTRAC EQUIPMENT P/L	PLANT PURCHASES / SERVICES / PARTS	721.25
28/06/2018	EF059557	BUSSELTON BUILDING PRODUCTS	BUILDING PRODUCT SUPPLIER	5,248.98
28/06/2018	EF059558	LAWRENCE & HANSON	HARDWARE/PROTECTIVE CLOTHING SUPPLIES - DEPOT	5,445.82
28/06/2018	EF059559	YALLINGUP COASTAL VOLUNTEER BUSHFIRE BRIGADE	PETTY CASH REIMBURSEMENT	4,502.00
28/06/2018	EF059560	VASSE BUSHFIRE BRIGADE	PETTY CASH REIMBURSEMENT	4,600.35
28/06/2018	EF059561	YALLINGUP RURAL BUSHFIRE BRIGADE	PETTY CASH REIMBURSEMENT	1,120.00
28/06/2018	EF059562	B & B STREET SWEEPING	STREET SWEEPING SERVICE - VARIOUS LOCATIONS	30,747.77
28/06/2018	EF059563	GEOVET BUSSELTON	VETERINARY SERVICES - ANIMAL POUND	55.00
28/06/2018	EF059564	WORK CLOBBER	PROTECTIVE CLOTHING SUPPLIER - DEPOT	8,158.85
28/06/2018	EF059565	AMITY SIGNS	SIGNAGE SERVICES	1,446.50
28/06/2018	EF059566	DEPARTMENT OF FIRE AND EMERGENCY SERVICES	FIRE AND EMERGENCY ANNUAL SERVICES LEVY	213,454.98
28/06/2018	EF059567	TOTAL EDEN PTY LTD	RETICULATION SUPPLIES - VARIOUS LOCATIONS	2,653.07
28/06/2018	EF059568	BSEWA	ELECTRICAL SERVICES - VARIOUS LOCATIONS	29,448.91
28/06/2018	EF059569	PENFOLDS TRANSPORT PTY LTD	CARTAGE SERVICES - ALLEN STREET	1,320.00
28/06/2018	EF059570	KLEENHEAT GAS	GAS SERVICES - KOOKABURRA CARAVAN PARK	2,101.68
28/06/2018	EF059571	BUNNINGS BUILDING SUPPLIES	GENERAL HARDWARE SUPPLIES - VARIOUS LOCATIONS	9,413.94
28/06/2018	EF059572	AMBERGATE BUSH FIRE BRIGADE	PETTY CASH REIMBURSEMENT	1,800.00
28/06/2018	EF059573	BUSSELTON SEA SCOUTS GROUP	KIDSPORT VOUCHERS	150.00
28/06/2018	EF059574	ELLENBY TREE FARM PTY LTD	NURSERY SUPPLIES - DEPOT	11,324.50
28/06/2018	EF059575	W A TREASURY CORPORATION	LOAN REPAYMENTS	780,950.20
28/06/2018	EF059576	IPWEA (INSTITUTE OF PUBLIC WORKS ENGINEERING)	MEMBERSHIP	1,705.00

Date	Payment Ref.	Name	Description	Amount
28/06/2018	EF059577	AUSTRALIAN AIRPORTS ASSOCIATION	SUBSCRIPTION	2,255.00
28/06/2018	EF059578	BENARA NURSERY	NURSERY SUPPLIES - DEPOT	2,676.08
28/06/2018	EF059579	CAMPBELLS	GLC KIOSK PURCHASES	141.85
28/06/2018	EF059580	CRAVEN FOODS BUNBURY	GLC KIOSK PURCHASES	397.39
28/06/2018	EF059581	SOUTHWEST TYRE SERVICE	PLANT TYRE SUPPLIER / REPAIRER	9,489.35
28/06/2018	EF059582	BRAD GOODE & ASSOCIATES PTY LTD	CONSULTANCY SERVICES - NEW RIVER WETLAND WALK	9,263.65
28/06/2018	EF059583	COATES HIRE	HIRE EQUIPMENT SERVICES - DEPOT	9,953.90
28/06/2018	EF059584	DAVID MILDWATERS ELECTRICAL	MAINTENANCE SERVICES - BSN WASTE FACILITY	15,976.28
28/06/2018	EF059585	CHUBB FIRE & SECURITY PTY LTD	FIRE EQUIPMENT SERVICES - VARIOUS LOCATIONS	2,506.46
28/06/2018	EF059586	SIGMA COMPANIES GROUP PTY LTD	CHEMICAL SUPPLIER - GLC	213.40
28/06/2018	EF059587	MINTER ELLISON LAWYERS	LEGAL SERVICES	7,273.75
28/06/2018	EF059588	COLES	COUNCIL, GLC & STAFF REFRESHMENTS	217.89
28/06/2018	EF059589	CARDNO (WA) PTY LTD	CONSULTANCY SERVICES - RENDEZVOUS ROAD	4,161.85
28/06/2018	EF059590	HITHERGREEN BUSHFIRE BRIGADE	PETTY CASH REIMBURSEMENT	570.00
28/06/2018	EF059591	ACROMAT	SPORT EQUIPMENT SUPPLIER - GLC	1,490.72
28/06/2018	EF059592	TECHNOLOGY ONE LIMITED	SOFTWARE SERVICES - COB	32,056.19
28/06/2018	EF059593	SOUTHERN MACHINING & MAINTENANCE	PLANT MAINTENANCE SERVICES - DEPOT	1,320.00
28/06/2018	EF059594	ELITE POOL COVERS PTY LTD	POOL SERVICES - GLC	451.00
28/06/2018	EF059595	SOILS AINT SOILS	NURSERY SUPPLIES - MARINE TCE TENNIS CLUB CARPARK	5,250.00
28/06/2018	EF059596	KALOORUP BUSHFIRE BRIGADE	PETTY CASH REIMBURSEMENT	817.70
28/06/2018	EF059597	CARBONE BROS PTY LTD	LIMESTONE SUPPLIES / CARTAGE SERVICES - BSN WASTE	32,817.49
28/06/2018	EF059598	BUSSELTON VOLUNTEER FIRE & RESCUE SERVICE	FIRE HAZARD REDUCTION BURN - AMBERGATE RESERVE	1,235.00
28/06/2018	EF059599	BUSSELTON WELDING SERVICES	WELDING SERVICES - BUNKER BAY BOOM GATE	220.00
28/06/2018	EF059600	TRUCKLINE	PLANT PURCHASES / SERVICES / PARTS	1,281.94
28/06/2018	EF059601	VMS CONTRACTORS & MANAGEMENT	MAINTENANCE SERVICES - TUTUNUP RESERVE	1,628.00
28/06/2018	EF059602	FLOWERS ON PRINCE	FLOWERS AND GIFTS - WREATH	85.00
28/06/2018	EF059603	ECONOMIC DEVELOPMENT AUSTRALIA (EDA)	MEMBERSHIP / TRAINING SERVICES	400.00
28/06/2018	EF059604	ST JOHN AMBULANCE AUSTRALIA (WESTERN AUSTRALIA)	MEDICAL SUPPLIES - NCC	495.85
28/06/2018	EF059605	AVIS SOUTHWEST RENTALS	VEHICLE RENTAL SERVICES	3,023.29
28/06/2018	EF059606	MALCOLM THOMPSON PUMPS	PUMP SERVICES - GLC	6,878.08
28/06/2018	EF059607	D W & S V ROBERTS	CONCRETE SERVICES - VARIOUS LOCATIONS	4,708.60
28/06/2018	EF059608	GAS-IT PIPE CONTRACTING	GAS SERVICE LOCATION/INSPECTION - BSN LIA DRAINAGE	7,999.20
28/06/2018	EF059609	EVERYDAY POTTED PLANTS	NURSERY SUPPLIES - DEPOT	1,088.75
28/06/2018	EF059610	TYREPOWER BUSSELTON	PLANT TYRE SUPPLIER / REPAIRER	35.00
28/06/2018	EF059611	SOUTH WEST CYCLES	CYCLE SUPPLIER	296.00
28/06/2018	EF059612	AUTO ONE	PLANT PURCHASES / SERVICES / PARTS - DEPOT	1,269.34
28/06/2018	EF059613	HAPPS POTTERY	ART SALES - X20 BEESWAX WRAPS	260.00
28/06/2018	EF059614	SUSSEX BUSHFIRE BRIGADE	PETTY CASH REIMBURSEMENT	2,295.00
28/06/2018	EF059615	RICOH BUSINESS CENTRE	OFFICE EQUIPMENT SERVICES - PHOTOCOPYING	7,208.30
28/06/2018	EF059616	INNOVEST CONSTRUCTION	CONSTRUCTION SERVICES - RAILWAY HOUSE	5,610.00
28/06/2018	EF059617	WREN OIL	WASTE OIL SERVICES	33.00

Date	Payment Ref.	Name	Description	Amount
28/06/2018	EF059618	CAPE CELLARS BUSSELTON	CIVIC REFRESHMENTS	751.27
28/06/2018	EF059619	SPORTSWORLD OF WA	SPORT EQUIPMENT SUPPLIER - GLC	674.30
28/06/2018	EF059620	BUSSELTON MACHINERY SALES & SERVICE	PLANT PURCHASES / SERVICES / PARTS - GLC	532.58
28/06/2018	EF059621	NVMS (NOISE & VIBRATION SYSTEMS) P/L	NOISE LEVEL ANALYSER SUPPLIER	2,240.70
28/06/2018	EF059622	CROSS SECURITY SERVICES	SECURITY SERVICES	6,723.94
28/06/2018	EF059623	LAMANNA COMMERCIAL PLUMBING & DRAINAGE	PLUMBING SERVICES - VARIOUS LOCATIONS	9,322.50
28/06/2018	EF059624	BURKE AIR	AIR CONDITIONING SERVICES - VARIOUS BUILDINGS	1,706.65
28/06/2018	EF059625	COCA COLA - AMATIL PTY LTD	GLC KIOSK PURCHASES	696.50
28/06/2018	EF059626	BRAECO SALES	PLUMBING SUPPLIES - DEPOT	5,940.00
28/06/2018	EF059627	ART ON THE MOVE	MEMBERSHIP FEES	110.00
28/06/2018	EF059628	WML CONSULTANTS PTY LTD	CONSULTANCY SERVICES - CARBANUP RIVER BRIDGE	3,110.25
28/06/2018	EF059629	LOCK AROUND THE CLOCK	SECURITY SERVICES - GLC	1,455.20
28/06/2018	EF059630	SURVCON PTY LTD	SURVEY SERVICES - VARIOUS LOCATIONS	4,244.90
28/06/2018	EF059631	GANNAWAYS CHARTER AND TOURS	BUS HIRE SERVICE - COUNCILLOR DISTRICT TOUR	725.00
28/06/2018	EF059632	LEEWIN TRANSPORT	COURIER SERVICES - DEPOT	1,669.69
28/06/2018	EF059633	GEOGRAPHE CAMPING AND TACKLE WORLD	OUTDOOR EQUIPMENT SUPPLIER	273.92
28/06/2018	EF059634	FOXTEL CABLE TELEVISION PTY LTD	CABLE TV SUBSCRIPTION - GLC	420.00
28/06/2018	EF059635	GRASSIAS TURF MANAGEMENT	CRICKET PITCH MANAGEMENT SERVICES - BOVELL PARK	3,900.00
28/06/2018	EF059636	CANCELLED	PROCESSING ERROR - CANCELLED	0.00
28/06/2018	EF059637	GEOGRAPHE SAWS AND MOWERS	PLANT PURCHASES / SERVICES / PARTS - DEPOT	9,298.30
28/06/2018	EF059638	SAFE & SURE SECURITY PTY LTD	SECURITY SERVICES - ALARM OCCURANCES - VARIOUS LOCATIONS	660.00
28/06/2018	EF059639	WILYABRUP BFB	HAZARD REDUCTION BURN	500.00
28/06/2018	EF059640	PARKS AND LEISURE AUST (NATIONAL)	PLAYGROUND EQUIPMENT SERVICES - TRAINING	1,815.00
28/06/2018	EF059641	CITY AND REGIONAL FUELS	FUEL SERVICES - DEPOT	6,533.30
28/06/2018	EF059642	STRATAGREEN	NURSERY SUPPLIES - DEPOT	7,581.75
28/06/2018	EF059643	LD TOTAL	LANDSCAPING SERVICES - VARIOUS LOCATIONS	37,656.61
28/06/2018	EF059644	MUSEUMS AUSTRALIA	MEMBERSHIP	235.00
28/06/2018	EF059645	PEGI WILLIAMS BOOKSHOP	LIBRARY RESOURCES	275.86
28/06/2018	EF059646	TOTAL HORTICULTURAL SERVICES	LANDSCAPING SERVICES - VARIOUS LOCATIONS	5,451.06
28/06/2018	EF059647	VINEPOWER MARGARET RIVER PTY LTD	LANDSCAPING SERVICES - VASSE RIVER	3,093.36
28/06/2018	EF059648	SANITY - BUSSELTON	DNS LIBRARY RESOURCES	2,710.67
28/06/2018	EF059649	BDA TREE LOPPING	TREE LOPPING SERVICES - VARIOUS LOCATIONS	27,431.80
28/06/2018	EF059650	WA SKILLS TRAINING	TRAINING SERVICES	460.00
28/06/2018	EF059651	TRADE HIRE	PLANT HIRE & EQUIPMENT SERVICES - VARIOUS LOCATIONS	12,350.93
28/06/2018	EF059652	DOOR HARDWARE SOLUTIONS	HARDWARE SUPPLIES	410.58
28/06/2018	EF059653	ALLOY & STAINLESS PRODUCTS PTY LTD	PLANT PURCHASES / SERVICES / PARTS	312.61
28/06/2018	EF059654	TILTFORCE TRANSPORT	TILT TRAY SERVICES	379.50
28/06/2018	EF059655	RMS (AUST) PTY LTD	SOFTWARE SERVICES	49.50
28/06/2018	EF059656	IFAP	TRAINING SERVICES	1,335.00
28/06/2018	EF059657	JUICE PRINT	PRINTING SERVICES	66.00
28/06/2018	EF059658	TRANSOFT SOLUTIONS (AUSTRALIA) PTY LTD	SOFTWARE SERVICES	660.00

Date	Payment Ref.	Name	Description	Amount
28/06/2018	EF059659	MAIA FINANCIAL	LEASING PAYMENTS - GLC	30,588.89
28/06/2018	EF059660	ALBANY DOG ROCK MOTEL	ACCOMMODATION	628.00
28/06/2018	EF059661	CAPITAL FINANCE AUSTRALIA LTD	LEASING PAYMENTS	26,412.79
28/06/2018	EF059662	BROADWATER BRICK PAVING	PAVING SERVICES - DEPOT	8,630.00
28/06/2018	EF059663	CAMMS	INTERPLAN RELATED EXPENSES	22,401.61
28/06/2018	EF059664	MJB INDUSTRIES PTY LTD	DRAINAGE SUPPLIES - BSN WASTE SITE	6,958.60
28/06/2018	EF059665	TRIATHLON WESTERN AUSTRALIA	IRONMAN TRIATHLON - GRANT 2018	59,950.00
28/06/2018	EF059666	WANDERERS JUNIOR FOOTBALL CLUB	KIDSPORT VOUCHERS	1,665.00
28/06/2018	EF059667	BEACHSIDE BUILDING & MAINTENANCE	MAINTENANCE SERVICES - OLD BUTTER FACTORY FIRE DAMAGE	1,638.00
28/06/2018	EF059668	ASCENT ENGINEERING PTY LTD	ENGINEERING SERVICES - DNS ROAD ACCESS IMPROVEMENTS	19,721.63
28/06/2018	EF059669	SHORE COASTAL PTY LTD	VARIOUS COASTAL MANAGEMENT PROGRAMS	63,850.05
28/06/2018	EF059670	DELL AUSTRALIA PTY LTD	COMPUTER EQUIPMENT SUPPLIER	237.60
28/06/2018	EF059671	HART SPORT	SPORT EQUIPMENT SUPPLIER - GLC	505.00
28/06/2018	EF059672	STRATEGEN ENVIRONMENTAL CONSULTANTS PTY LTD	CONSULTANCY SERVICES - BMRA ENVIRONMENTAL APPROVAL SUPPORT	14,701.50
28/06/2018	EF059673	CAPE DRYCLEANERS	LINEN SERVICE	13.80
28/06/2018	EF059674	APRA LIMITED	LICENCE RENEWALS	261.62
28/06/2018	EF059675	HIP POCKET WORK WEAR AND SAFETY	UNIFORMS & PROTECTIVE CLOTHING	8,835.94
28/06/2018	EF059676	NEVERFAIL SPRINGWATER LTD	WATER REFILL SERVICE - DNS & BSN WASTE FACILITY	346.66
28/06/2018	EF059677	T-QUIP	MOWER PARTS & SERVICE - DEPOT	995.55
28/06/2018	EF059678	BEACHLANDS LAWNMOWING SERVICE	LAWN MOWING SERVICE - OCEAN PALM VILLAS	260.00
28/06/2018	EF059679	AUSTRALIAN TAXATION OFFICE	PAYG TAXATION	18,391.00
28/06/2018	EF059680	SUPERCHOICE	SUPERANNUATION	361.04
29/06/2018	EF059681	TRAFFIC FORCE	TRAFFIC MANAGEMENT SERVICES - KOORABIN DRIVE	2,378.50
29/06/2018	EF059682	DEON VILJOEN	STAFF REIMBURSEMENT	839.40
29/06/2018	EF059683	SUSAN SHAND	STAFF REIMBURSEMENT	431.13
29/06/2018	EF059684	PRIME URBAN WA PTY LTD	LANDSCAPE IMPLEMENTATION BOND	112,026.68
29/06/2018	EF059685	HOCKING HERITAGE STUDIO	HERITAGE ADVISORY SERVICES - OLD BUTTER FACTORY FIRE DAMAGE	2,100.11
29/06/2018	EF059686	CLEANAWAY SOLID WASTE PTY LTD	WASTE DISPOSAL SERVICES - DSN TO DARDANUP	6,124.99
29/06/2018	EF059687	GEOBOX PTY LTD	VEHICLE CAMERAS	335.50
29/06/2018	EF059688	WIDEBAND NETWORKS PTY LTD	NBN BROADBAND	2,676.70
29/06/2018	EF059689	BP AUSTRALIA PTY LTD	CONSTRUCTION OF JET FUEL FACILITY	458.69
29/06/2018	EF059690	LORITZ CIRCUS PTY LTD	BOND REFUND	1,085.00
29/06/2018	EF059691	R & J TREMAYNE	BJTP REFUND	15.00
29/06/2018	EF059692	BUSSELTON TOYOTA	VEHICLE PURCHASES / SERVICES / PARTS	50,972.80
29/06/2018	EF059693	BAY SIGNS	SIGNAGE SERVICES	885.00
29/06/2018	EF059694	YALLINGUP COASTAL VOLUNTEER BUSHFIRE BRIGADE	PETTY CASH REIMBURSEMENT	1,463.00
29/06/2018	EF059695	COLES	COUNCIL, GLC & STAFF REFRESHMENTS	283.06
29/06/2018	EF059696	ORBIT HEALTH & FITNESS SOLUTIONS	GYM EQUIPMENT SUPPLIER	3,471.46
29/06/2018	EF059697	HERBERT SMITH FREEHILLS	LEGAL SERVICES	5,351.57
29/06/2018	EF059698	FATHER AND SON REMOVALS	REMOVALIST SERVICES	140.00
29/06/2018	EF059699	TOTAL HORTICULTURAL SERVICES	LANDSCAPING SERVICES - LAYMAN ROAD	37,541.71

Date	Payment Ref.	Name	Description	Amount
29/06/2018	EF059700	HERBERT SMITH FREEHILLS	LEGAL SERVICES	27,500.00
30/06/2018	EF059701	SCANIA AUSTRALIA PTY LTD	NEW VEHICLES, PARTS AND LABOUR	490,600.00
				\$10,483,541.22

INTERNAL PAYMENT VOUCHERS - JUNE 2018

31/05/2018	DD003483	CALTEX AUSTRALIA PETROLEUM PTY LTD	FUEL SERVICES	80,023.92
6/06/2018	DD003484	PAY 25	FORTNIGHTLY PAYROLL	712,438.78
7/06/2018	DD003485	SPECIAL PAY 9223	SPECIAL PAY	155.87
31/05/2018	DD003486	ANZ BANK - VISA CARD	CREDIT CARD PAYMENT	8,481.37
20/06/2018	DD003487	ANZ BANK	BANK FEES	491.04
1/06/2018	DD003488	ANZ BANK	BANK FEES	1,421.30
1/06/2018	DD003489	LES MILLS ASIA PACIFIC	CONTRACT FEES - GLC	749.20
1/06/2018	DD003490	LES MILLS ASIA PACIFIC	CONTRACT FEES - NCC	561.90
1/06/2018	DD003491	ANZ BANK	BANK FEES	30.00
1/06/2018	DD003492	ANZ BANK	BANK FEES	3,559.43
1/06/2018	DD003493	COMMONWEALTH BANK	BANK FEES	742.53
1/06/2018	DD003494	ANZ BANK	BANK FEES	272.01
1/06/2018	DD003495	ANZ BANK	BANK FEES	156.73
1/06/2018	DD003496	COMMONWEALTH BANK	BANK FEES	129.43
18/06/2018	DD003497	J JEANES	HR13/0395 OVERPAYMENT - BPAY	242.50
20/06/2018	DD003498	PAY 26	FORTNIGHTLY PAYROLL	709,303.88
27/06/2018	DD003499	D HANN	BPAY REFUND OF APPLICATION	146.00
27/06/2018	DD003500	D & C WIND	BPAY REFUND OF APPLICATION	73.00
25/05/2018	DD003501	BUSSELTON SHEDS PLUS	CANCELLED DA - REFUND BPOINT	147.00
26/06/2018	DD003502	I SMITH & S LONGVILLE	CANCELLED HR - REFUND BPOINT	242.50
28/06/2018	DD003503	SPECIAL PAY 7046	SPECIAL PAY	33,170.49
29/06/2018	DD003504	K NISBET	REFUND OF RATE OVERPAYMENT	2,117.08
29/06/2018	DD003505	CHEEKY MONKEY BREWING CO PTY LTD	CANCELLED APPLICATION - REFUND BPAY	146.00
29/06/2018	DD003506	R NORRISH	DA18/0423 PAID TWICE	352.00
30/06/2018	DD003507	ANZ BANK	BANK FEES	232.22
30/06/2018	DD003508	ANZ BANK	BANK FEES	1,101.63
30/06/2018	DD003509	ANZ BANK	BANK FEES	15.00
30/06/2018	DD003510	COMMONWEALTH BANK	BANK FEES	520.93
				\$1,557,023.74

TRUST ACCOUNT - JUNE 2018

14/06/2018	007397	CANCELLED	PROCESSING ERROR - CANCELLED	0.00
14/06/2018	007398	CONSTRUCTION TRAINING FUND	BCITF LEVY	2,798.50
14/06/2018	007399	CITY OF BUSSELTON	VARIOUS REIMBURSEMENTS	752.50
14/06/2018	007400	BUILDING COMMISSION	REGISTRATIONS / LEVY PAYMENTS	45,234.71

Date	Payment Ref.	Name	Description	Amount
20/06/2018	007401	BCITF & BRB LEVY REFUNDS	REFUNDS	61.65
20/06/2018	007402	BCITF & BRB LEVY REFUNDS	REFUNDS	178.10
30/06/2018	007403	BUILDING COMMISSION	REGISTRATIONS / LEVY PAYMENTS	28,041.21
30/06/2018	007404	CONSTRUCTION TRAINING FUND	BCITF LEVY	2,816.78
30/06/2018	007405	CITY OF BUSSELTON	VARIOUS REIMBURSEMENTS	577.75
				\$80,461.20

6.4 PROCUREMENT OF EXPERT SERVICES - CONTAMINATED SITE INVESTIGATIONS

SUBJECT INDEX:	Procurement of expert services
STRATEGIC OBJECTIVE:	Governance systems, process and practices are responsible, ethical and transparent.
BUSINESS UNIT:	Corporate Services
ACTIVITY UNIT:	Corporate Services
REPORTING OFFICER:	Legal Services Coordinator - Cobus Botha
AUTHORISING OFFICER:	Director Finance and Corporate Services - Tony Nottle
VOTING REQUIREMENT:	Simple Majority
ATTACHMENTS:	Nil

PRÉCIS

In accordance with certain environmental regulation requirements applicable to former landfill waste facilities, the City had been required to test and monitor groundwater quality at the former Busselton landfill site located at Lots 27 and 500 Rendezvous Road, Vasse (**Tip Site**). In 2013 the City was required to extend these investigations to certain properties north of the Tip Site. These investigations are ongoing.

This report seeks to inform the Finance Committee of the nature and extent of further investigations required to determine the nature and extent of the contamination and the strategy for procurement of further expert services required for these purposes.

BACKGROUND

Officers reported to Council on 11 April 2018 on the procurement of expert services required for investigation of potential groundwater contamination at and in the vicinity of the Tip Site. The essence of that report can be summarised as follows:

- In accordance with certain environmental requirements applicable to former landfill waste facilities, the City had been required to test and monitor groundwater quality at the Tip Site. Based on the results of this ongoing testing/monitoring and during or about 2013/14, Department of Water and Environmental Regulation (**DWER**) - formerly Department of Environmental Regulation - required from the City to expand the nature and extent of these investigations to include, among other things, investigation into groundwater quality on privately owned land to the north of the Tip Site (**Groundwater Investigations**).
- In 2014 the City engaged Waves Environmental Liability and Risk Management (**WELARM**) – formerly Waves Environmental Consultants – to investigate groundwater contamination issues at the Tip Site. In 2015 their brief was extended to include scoping and implementation of works/services required for investigation of groundwater quality on privately owned land to the north of the Tip Site and to ensure compliance with DWER requirements.
- At the time and with the information reasonably available to the City and its consultants:
 - It was considered that the potential groundwater contamination was localised and that the investigation area would be limited to the Tip Site and the adjacent properties to the immediate north of the Tip Site (that is privately owned land along the northern side of Rendezvous Road directly opposite the Tip Site); and

- It was not expected that the total expenditure in relation to the Groundwater Investigations would exceed \$150,000 (which, in terms of Regulation 11 (1) of the *Local Government (Functions and General) Regulations 1996* is the threshold for procurement of goods and services by way of public tender) (**Tender Threshold**).
- Subsequently WELARM's services have been procured by way of a number of Requests for Quotation.

Further detail of the procurement process in relation to WELARM's engagement has been provided in the 11 April 2018 confidential report to Council.

Council resolved as follows on 11 April 2018:

That the Council:

1. *Endorses the engagement of Waves Environmental Liability and Risk Management (WELARM) to date as the City's environmental consultants for investigating, monitoring and reporting on potential groundwater contamination issues at the Busselton waste facility located at Lot 27 and Lot 500 Rendezvous Road, Vasse and compliance with relevant statutory requirements in relation thereto.*
2. *Endorses the procurement process in relation to WELARM's engagement as outlined in this report.*
3. *Authorises the Chief Executive Officer to extend WELARM's engagement to the extent that it is required for:*
 - (a) Preparation of a schedule for carrying out further investigations, risk assessment and management of Lot 27 and Lot 500 Rendezvous Road, Vasse and related sites in accordance with relevant statutory requirements; and*
 - (b) Formulation of the scope of services and technical specification required for implementation of the works mentioned in paragraph (a) above (the actions in paragraphs a and b referred to as the "Works Schedule"); and*
 - (c) Any expert environmental services in relation to these groundwater contamination issues required as a matter of urgency prior to reporting to Council pursuant to resolution 4 below.*
4. *Requests the Chief Executive Officer to report to Council, upon completion of the Works Schedule but in any event no later than August 2018, on:*
 - (a) The nature and extent of further investigations, risk assessment and management of the affected sites required in terms of the Works Schedule; and*
 - (b) Options for procurement of services required for implementation of the Works Schedule.*

In accordance with resolutions 3(a) and (b) above City officers engaged WELARM to formulate the scope of services and technical specification required for further Groundwater Investigations. In accordance with these instructions WELARM submitted early August 2018 a draft *Outline Sampling Analysis Quality Plan and Scoping Document* (SAQP 2018) which is currently under review by the Contaminated Sites Auditor.

The objective of the SAQP 2018 is to provide a framework/work scope for an experienced environmental consultant to address recommendations and implement further action that have to date been made by the Contaminated Sites Auditor, in accordance with DWER and other relevant requirements, guidelines and standards. The work scope will include:

- Summation of site identification details and the environmental setting of the area under investigation;
- Outlining relevant screening criteria for further Groundwater Investigations;
- Provision of data quality objectives which outline the rationale, decisions and information required to address the Contaminated Sites Auditor's further recommendations; and
- Providing scoping information to facilitate preparation/updating of required management plans.

The City's strategy for procurement of the expert services required under SAQP 2018 is discussed under the OFFICER COMMENT section of this report.

STATUTORY ENVIRONMENT

In terms of Section 3.57 of the *Local Government Act 1995 (Act)* a local government is required to invite tenders before it enters into a contract of a prescribed kind under which another person is to supply goods and services. Regulation 11(1) of the *Local Government (Functions and General) Regulations 1996 (Tender Regulations)* requires that, subject to certain exemptions, tenders to be publicly invited for such contracts where the estimated costs of providing the required goods and/or services is, or is expected to be, worth more than \$150,000.

It is expected that the costs of providing the services required under SAQP 2018 will exceed \$150,000. Therefore tenders will have to be publicly invited for procurement of these services.

Pursuant to Delegation LG3J the power to publicly invite tenders, to determine the tender selection criteria and, where the contract value does not exceed \$500,000, to decide which tender to accept, have been delegated to the Chief Executive Officer.

It expected that the costs of providing the services required under SAQP 2018 will not exceed \$500,000 in which case the Chief Executive Officer will have the power to decide which tender to accept.

RELEVANT PLANS AND POLICIES

The City's Purchasing Policy has relevance to the procurement of expert consultancy services for implementation of SAQP 2018. The procurement process outlined in this report is consistent with the Purchasing Policy.

FINANCIAL IMPLICATIONS

Expenditure in relation to ongoing investigating, monitoring and managing of the groundwater contamination issues at and in the vicinity of the Tip Site has been approved by Council as part of the City's 2018/19 Waste Management business unit budget.

Long-term Financial Plan Implications

The ongoing investigations, short term remedial actions and community/stakeholder engagement activities undertaken or planned thus far in relation to these groundwater contamination issues have been funded out of the relevant operational budgets each financial year, and are expected to continue on that basis.

Pending the outcomes of investigations, the Long Term Financial Plan currently makes provision over the next five years for dealing with the impacts of the legacy contamination, including funding of mitigation and potential long term remediation costs and other liabilities which arise from this issue. This expenditure will be funded out of the Waste Infrastructure and Plant Reserve.

STRATEGIC COMMUNITY OBJECTIVES

The investigations, monitoring and management of the groundwater contamination issues at and in the vicinity of the Tip Site is consistent with **Council's Key Goal Area 6 – Leadership** and more specifically **Community Objective 6.3 – Accountable leadership that is supported by a skilled and professional workforce.**

RISK ASSESSMENT

This report deals with the procedural requirements in relation to procurement of further expert consultancy services and not with the potential impact of groundwater contamination issues associated with the Tip Site.

The only risk identified in relation to the proposed procurement is the provision of sub-standard or poor quality services, which potentially could have operational and/or financial and/or reputational consequences for the City. However the required services have to be provided in accordance with relevant statutory requirements/guidelines and will be subject to scrutiny by the Contaminated Sites Auditor and DWER. From a risk assessment perspective these are considered to be satisfactory controls, resulting in the risk calculated to be at minor or lower level and therefore considered to be acceptable.

CONSULTATION

None

OFFICER COMMENT

Further Groundwater Investigations are required as a consequence of recommendations by the Contaminated Sites Auditor and to comply with the statutory requirements under the *Contaminated Sites Act 2003* (WA). In accordance with the 11 April 2018 Council resolution WELARM prepared SAQOP 2018, which will inform the nature and extent of further Groundwater Investigations. SAQP 2018, which is currently under review by the Contaminated Sites Auditor, is expected to be finalised by end August 2018.

The services of a suitably qualified, accredited and experienced consultant/consultancy firm are required for implementation of SAQP 2018. Nationwide there are a number of potential service providers capable of successfully providing these services.

It is expected that the works/services required under SAQP 2018 will be completed by mid-2019, based on an indicative commencement date of early October 2018.

Under these circumstances and in accordance with Delegation LG3J the Chief Executive Officer directed City staff to proceed with publicly inviting tenders for implementation of SAQP 2018 once it has been finalised.

CONCLUSION

In terms of relevant statutory requirements SAQP 2018, once finalised, has to be implemented. It is considered that it will be most advantageous to the City to procure the services required for implementation of SAQP 2018 by way of a public tender process.

OPTIONS

For the reasons outlined in the 11 April 2018 Council report WELARM's engagement can be extended to provide the expert consultancy services required under SAQP 2018. However Council has indicated that their preference is to procure these services in the open market and therefore this option is not recommended.

TIMELINE FOR IMPLEMENTATION OF OFFICER RECOMMENDATION

The draft SAQP 2018 prepared by WELARM and currently under review by the Contaminated Sites Auditor is expected to be finalised by end August 2018. This will allow the City to invite and assess public tenders in September 2018 and to enter into a contract with the preferred service provider by early October 2018.

The indicative timeframe for implementing SAQP 2018 is 8 – 9 months.

OFFICER RECOMMENDATION

That the Finance Committee notes the contents of this report.

7. GENERAL DISCUSSION ITEMS

7.1 DLGSCI FINANCIAL STATISTICS

SUBJECT INDEX:	Financial Statistics
STRATEGIC OBJECTIVE:	Governance systems, process and practices are responsible, ethical and transparent.
BUSINESS UNIT:	Finance and Corporate Services
ACTIVITY UNIT:	Financial Services
REPORTING OFFICER:	Director Finance and Corporate Services - Tony Nottle
AUTHORISING OFFICER:	Director Finance and Corporate Services - Tony Nottle
VOTING REQUIREMENT:	Simple Majority
ATTACHMENTS:	Nil

Each year the Department of Local Government, Sport and Cultural Industries (DLGSCI) release financial statistics on all local governments after reviewing their annual reports. The results are summarised and released on their “My Council” website at www.mycouncil.wa.gov.au. The data is sourced from the audited Annual Financial Reports that are submitted to the DLGSCI.

This website allows the general public to view statistical information and financial data, as well as compare data with other local governments within Western Australia. A key feature of this site is the establishment of a Financial Health Indicator (FHI). The FHI is a measurement of a local government’s overall financial health. The maximum score that can be achieved is 100, and a score above 70 indicates sound financial health.

Following the release of updated data in June 2018 (using the 2016/17 annual financial data) the City of Busselton achieved a FHI score of 75, an increase from 70 in 2015/16.

The seven financial ratios as required by W.A. Local Government regulation are used to analyse and rank the financial health of LG’s.

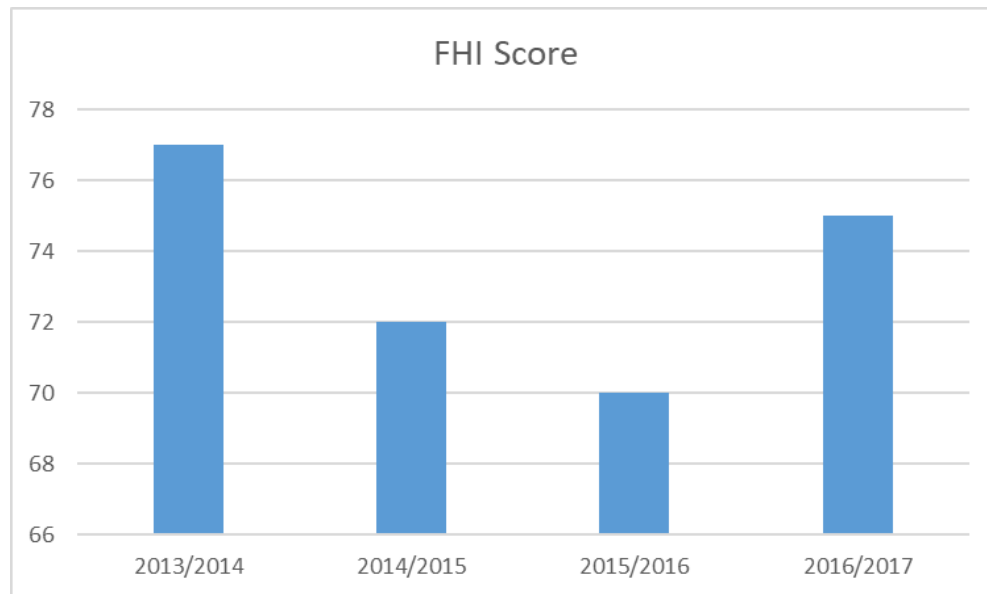
The seven financial ratios are:

1. The current ratio,
2. The asset consumption ratio,
3. The asset renewal funding ratio,
4. The asset sustainability ratio,
5. The debt service cover ratio (DSCR),
6. The operating surplus ratio, and
7. The own source revenue coverage ratio.

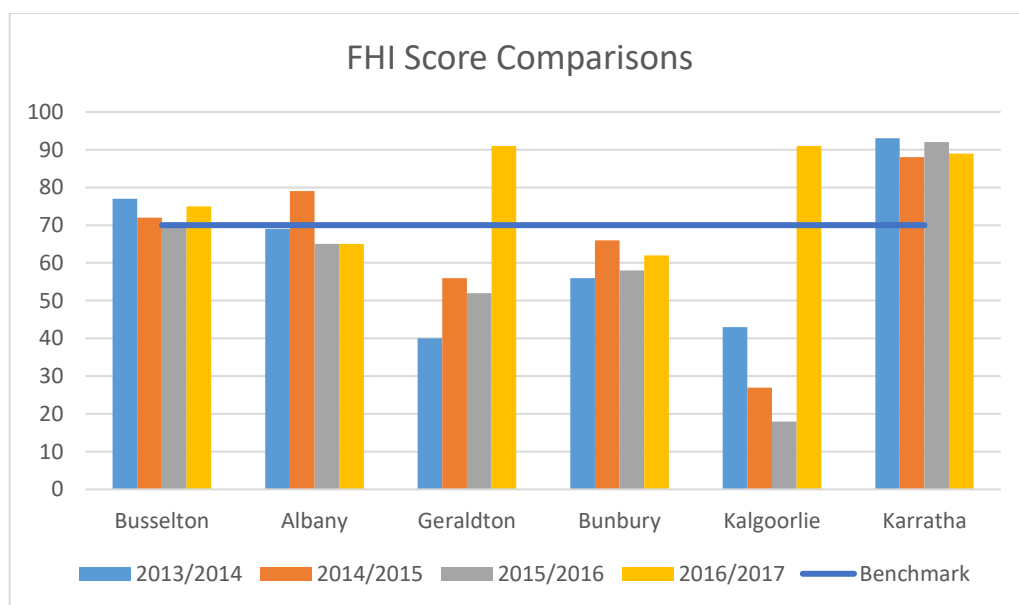
The ratios are recorded for each LG on a financial year basis and are used in the calculation of a corresponding annual FHI result.

Weightings are applied to each ratio to arrive at a scale factor between 0 and 10. A scale factor is used to provide a final score between 0 and 100. Detail on this methodology can be found at the MyCouncil website.

The City’s overall FHI score was declining over the last 3 years, however it has improved in 2016/17.



































A comparison of similar Councils has been undertaken showing that the City is performing well and in particular “consistent” in comparison to its like counterparts.



Of the individual ratios, the City has achieved the Department established benchmark or better in all categories bar the Current Ratio (CR). The CR is a measure of liquidity for the

organisation which determines its ability to meet its short term financial obligations. The CR is calculated by dividing the City's current assets by the current liabilities. The deemed benchmark standard for the CR is 1.00 or higher.

The figure below indicates the City's performance against each category reported within the Annual Reports.

Name	Current Ratio	Asset Consumption Ratio	Asset Renewal Ratio	Asset Sustainability Ratio	Debt Service Cover Ratio	Operating Surplus Ratio	Own Source Revenue Coverage Ratio
2013/2014							
Bussetton	0.85	0.67	1.00	1.61	12.80	0.04	0.97
Standard	≥ 1.00	≥ 0.50	≥ 0.75	≥ 0.90	≥ 2.00	≥ 0.01	≥ 0.40
Standards Met	 No 	Yes 	Yes 	Yes 	Yes 	Yes 	Yes 
2014/2015							
Bussetton	0.77	0.73	1.00	1.06	6.58	0.05	0.96
Standard	≥ 1.00	≥ 0.50	≥ 0.75	≥ 0.90	≥ 2.00	≥ 0.01	≥ 0.40
Standards Met	 No 	Yes 	Yes 	Yes 	Yes 	Yes 	Yes 
2015/2016							
Bussetton	0.74	0.73	1.00	1.25	6.04	0.04	0.95
Standard	≥ 1.00	≥ 0.50	≥ 0.75	≥ 0.90	≥ 2.00	≥ 0.01	≥ 0.40
Standards Met	 No 	Yes 	Yes 	Yes 	Yes 	Yes 	Yes 
2016/2017							
Bussetton	0.81	0.72	1.00	1.85	6.38	0.05	0.96
Standard	≥ 1.00	≥ 0.50	≥ 0.75	≥ 0.90	≥ 2.00	≥ 0.01	≥ 0.40
Standards Met	 No 	Yes 	Yes 	Yes 	Yes 	Yes 	Yes 

It is clear since the introduction of the release of data and the overall FHI scores, that a concerted effort by all local governments across Western Australia has taken place to improve its ratios and ultimately their financial position.

It is important to note though, that while the FHI is a clear measure, it does not take into account the local governments other performance measures which may include efficiency, range of services and community satisfaction. Considering the recent community survey results, there is evidence that indicates the City performs well in this respect also.

The City's auditors (AMD) also provided the following comment in its Management letter to the CEO during its Audit of the 2016/17 financial statements:

"9.0 Financial Ratios

Note 18 to Council's financial report and the supplementary information includes 7 financial ratios as required to be reported by the Local Government (Financial Management) Regulation 1996. For the past 3 financial years to 30 June 2017, Council has either met or exceeded the standard set by the Department of Local Government for 6 of the 7 reported ratios.

Council's current ratio reported at 0.81 as at 30 June 2017 (0.74 at 30 June 2016 and 0.78 at 30 June 2015) is less than the standard set as at 1.0 by the Department.

However, as we have acknowledged in prior years; the current ratio calculation excludes Council's restricted assets of \$81.7m at 30 June 2017, within this balance are Council's significant level of cash backed reserves of \$43.5m."

It is expected that a similar comment will be made in this year's (30 June 2018) report.

While the City meets the FHI benchmark, our aim is to also improve it further by focusing on other strategies to increase our CR.

Some of the methods considered will be:

- Ascertaining what inventory exists and capturing it more accurately
- Paying off creditors accounts on a more timely schedule
- Review of unproductive (lazy) assets
- Vigilant management and control of Debtors accounts and billing notices
- Treatment of FAG's Grants prepayments

In addition to the above methods, reviews of the City's reserves will occur on an ongoing basis to ensure that the healthy reserve levels are maintained, as well as utilised where needed to assist with the City's financial position.

It is expected that the 2017/18 Current Ratio will be approximately 0.88 with the treatment of FAG's prepayments taken into consideration. This should contribute to an improved FHI score in the forthcoming financial year.

OFFICER RECOMMENDATION

For discussion and consideration

7.2 TEN YEAR CAPITAL PROJECT TABLE

SUBJECT INDEX:	Capital Projects
STRATEGIC OBJECTIVE:	Governance systems, process and practices are responsible, ethical and transparent.
BUSINESS UNIT:	Finance and Corporate Services
ACTIVITY UNIT:	Financial Services
REPORTING OFFICER:	Director Finance and Corporate Services - Tony Nottle
AUTHORISING OFFICER:	Director Finance and Corporate Services - Tony Nottle
VOTING REQUIREMENT:	Simple Majority
ATTACHMENTS:	Nil

The Director of Finance and Corporate Services will present t he Committee with a table outlining the Capital Project Expenditure from 2009 – 2018.

8. NEXT MEETING DATE

Thursday, 20 September 2018

9. CLOSURE