



Finance Committee Agenda

1 June 2017

ALL INFORMATION AVAILABLE IN VARIOUS FORMATS ON REQUEST

city@busselton.wa.gov.au

CITY OF BUSSELTON

MEETING NOTICE AND AGENDA – 1 JUNE 2017

TO: THE MAYOR AND COUNCILLORS

NOTICE is given that a meeting of the Finance Committee will be held in the Meeting Room A, City Administration Site, Harris Road, Busselton on Thursday, 1 June 2017, commencing at 9.30am.

The attendance of Committee Members is respectfully requested.



MIKE ARCHER

CHIEF EXECUTIVE OFFICER

26 May 2017

CITY OF BUSSELTON

AGENDA FOR THE FINANCE COMMITTEE MEETING TO BE HELD ON 1 JUNE 2017

TABLE OF CONTENTS

ITEM NO.	SUBJECT	PAGE NO.
1.	DECLARATION OF OPENING AND ANNOUNCEMENT OF VISITORS.....	4
2.	ATTENDANCE	4
3.	PUBLIC QUESTION TIME.....	4
4.	DISCLOSURE OF INTERESTS	4
5.	CONFIRMATION OF MINUTES	4
5.1	Minutes of the Finance Committee Meeting held 9 May 2017	4
6.	REPORTS	5
6.1	REVIEW OF POLICY 218 - INVESTMENT	5
6.2	FINANCIAL ACTIVITY STATEMENTS - PERIOD ENDING 30 APRIL 2017.....	14
6.3	LIST OF PAYMENTS MADE - APRIL 2017	33
6.4	FINANCE COMMITTEE INFORMATION BULLETIN - MAY 2017.....	52
7.	GENERAL DISCUSSION ITEMS	57
8.	NEXT MEETING DATE	57
9.	CLOSURE	57

1. DECLARATION OF OPENING AND ANNOUNCEMENT OF VISITORS

2. ATTENDANCE

Apologies

3. PUBLIC QUESTION TIME

4. DISCLOSURE OF INTERESTS

5. CONFIRMATION OF MINUTES

5.1 Minutes of the Finance Committee Meeting held 9 May 2017

RECOMMENDATION

That the Minutes of the Finance Committee Meeting held 9 May 2017 be confirmed as a true and correct record.

6. REPORTS

6.1 REVIEW OF POLICY 218 - INVESTMENT

SUBJECT INDEX:	Financial Operations
STRATEGIC OBJECTIVE:	Council engages broadly and proactively with the community.
BUSINESS UNIT:	Finance and Corporate Services
ACTIVITY UNIT:	Finance and Corporate Services Support
REPORTING OFFICER:	Financial Compliance Officer - Jeffrey Corker
AUTHORISING OFFICER:	Director, Finance and Corporate Services - Cliff Frewing
VOTING REQUIREMENT:	Simple Majority
ATTACHMENTS:	Attachment A Revised Policy 218 - Investment - Tracked Changes ↓

PRÉCIS

As a result of an amendment to section 19C(2)(b) of the Local Government (Financial Management) Regulations, a review of Policy 218 Investment has been undertaken. As a result of this review it is recommended that an alteration be made to the policy reflecting that the maximum term Councils may invest surplus funds in term deposits has been increased from 12 months to 3 years.

BACKGROUND

The Council's Investment Policy 218 was last before the Council in April 2017 at which time no amendments were recommended (C1704/081). Subsequent to this review, the Minister for Local Government; Heritage; Culture and the Arts; has advised (copy of circular attached) of an amendment to Section 19C(2)(b) of the Local Government (Financial Management) Regulations 1996 that extends the permitted maximum term of term deposit investments from 12 months to 3 years. This amendment has necessitated a further review of the policy.

STATUTORY ENVIRONMENT

In accordance with Section 2.7(2)(b) of the Local Government Act 1995 it is the role of the Council to determine the Local Government's policies.

In accordance with Section 6.14 of the Local Government Act 1995 Council has the power to invest surplus funds held in a municipal or trust fund that are not immediately required for any other purpose.

Subsequent to recent amendment, in accordance with *Regulation 19C of the Local Government (Financial Management) Regulations 1996* Council is limited to invest surplus funds in Term Deposits with Authorised Deposit-Taking Institutions as defined in the *Banking Act 1959 (Commonwealth) section 5* or the Western Australian Treasury Corporation established by the *Western Australian Treasury Corporation Act 1986* for terms of no more than 3 years.

Council is also limited to only investing surplus funds in Government Guaranteed bonds and for terms of no more than 3 years.

RELEVANT PLANS AND POLICIES

This report proposes adoption of existing Council Policy 218 Investment in its current format with an amendment to clause 1.5.iii to increase the maximum term deposit term from 12 months to 3 years to reflect the change of legislative requirements.

FINANCIAL IMPLICATIONS

There are no direct financial implications associated with this report.

Long-term Financial Plan Implications

Nil.

STRATEGIC COMMUNITY OBJECTIVES

This policy aligns with and supports the Council's Key Goal Area 6 – 'Leadership visionary, collaborative, accountable' and more specifically Community Objective 6.2 – 'Council engages broadly and proactively with the community'.

RISK ASSESSMENT

The primary risk is the loss of Council funds. Legislative requirements have been established which outline very clear restrictions regarding which investment options are available to Councils. The Council's Investment Policy complies with these legislative requirements. This policy also requires funds to be spread across a number of institutions and limits exposure to individual institutions based upon performance benchmarks and associated reporting requirements thereby further mitigating risk.

In addition, a statement of invested funds is presented to Council each month via the Finance Committee where compliance with this policy is monitored by the Committee.

CONSULTATION

As a policy with an internal focus, this policy is not considered to require any public consultation.

OFFICER COMMENT

This report presents the review of the Council's Investment Policy 218 as necessitated by an amendment to the section 19C(2)(b) of the Local Government (Financial Management) Regulations. As a result of this review it was established that a minor amendment to the policy is required to maintain full compliance with *Regulation 19 of the Local Government (Financial Management) Regulations 1996*.

It is further considered by officers that the policy has been operating efficiently and effectively for the City's current needs and therefore it is proposed that no other alterations are made to Policy 218 Investment at this time. The existing Clause 1.5.iii already permitted a maximum of 20% of the portfolio to be invested in products with terms between 1 year and 3 years and it is not recommended to alter this limit.

CONCLUSION

Subsequent to an amendment to the relevant legislation, a review of Council Policy 218 – Investments has been conducted. Following this review officers are recommending that a single alteration be made to the policy to reflect the revised legislative requirements which will allow for term deposits to a maximum period of 3 years.

OPTIONS

The Council may not agree to the proposed amendment of the existing policy and may seek to make other or no alterations to the policy.

TIMELINE FOR IMPLEMENTATION OF OFFICER RECOMMENDATION

The policy would be effective immediately upon adoption of Council.

OFFICER RECOMMENDATION

That Council adopts the revised Council Policy 218 Investment as shown at Attachment A.

| [Last Updated 24 May 2017](#)

218	Investment	V9 Current
------------	-------------------	-------------------

STATEMENT

The principal objective of the Council in respect of the investment of surplus credit funds is the preservation of capital. Whilst a conservative approach is to be adopted with regards to investment decisions, the maximisation of returns within the confines of the policy guidelines is also encouraged.

This policy details the relevant authorities for investment, the nature and type of investments that can be entered into, institution exposure limits, investment performance benchmarks and associated reporting requirements.

PURPOSE

This policy provides specific guidelines for the Council, Chief Executive Officer and relevant employees of the City of Busselton in respect of the investment of surplus funds that are not immediately required for any other purpose.

Compliance with this policy will ensure prudence in the preservation of capital, whilst promoting the maximisation of investment returns within the policy guidelines.

SCOPE

As part of its core financial operations, the City of Busselton is positioned to invest surplus funds not immediately required for any other purpose; in order to add value through increased investment returns. The nature of funds available for investment includes Reserves, other restricted funds (e.g. contributions, bonds etc) and general revenue funds in excess of immediate cash-flow requirements. Investment earnings assist in augmenting reserve balances and also supplementing other general revenue streams.

Whilst the revenue associated with investment earnings represents an important component of the City's funding sources, the Council has identified the preservation of investment capital as a principal objective; and as such, investment decisions must primarily align with this objective.

Whilst this policy reflects the Council's capital preservation objective, it also provides sufficient flexibility to assist in the maximisation of investment returns within the defined investment types and associated exposure limits.

DEFINITIONS

"ADI" – Authorised Deposit-Taking Institutions (ADI's) are corporations that are authorised under the Banking Act 1959 to take deposits from customers.

"APRA" – Australian Prudential Regulation Authority (APRA) is the prudential regulator of

| [Last Updated 24 May 2017](#)

the Australian financial services industry. It oversees banks, credit unions, building societies, general insurance companies and most members of the superannuation industry.

“Austraclear” - The Austraclear System, which is regulated by the Reserve Bank, simplifies settlement complexities and enhances straight-through-processing (STP), office integration and cross border opportunities to facilitate the registering, bookkeeping, clearing and settlement of a broader range of derivative, security and cash asset classes.

“Big four” Bank – For the purposes of this policy, the Australian “Big four” banks comprise the Commonwealth Bank, the National Australia Bank, Westpac and ANZ Bank.

“Counterparty” – A counterparty is both the legal and financial term that refers to the other individual or institution to an agreement or contract.

“Custodian – Safe Custody” - A custodian is a brokerage or other financial institution that holds and manages securities, or other assets, on behalf of an investor.

“Rating Agency” – Credit rating agencies such as Standard and Poors (S & P) are professional organisations that provide opinion on the general credit worthiness of an obligor with respect to particular debt security or other financial obligations.

POLICY CONTENT

1.1 Objectives

- The purpose of this policy is to establish the investment risk management guidelines that the City of Busselton adopts in investing surplus funds that are not immediately required for any other purpose.
- The principal objective of this policy is the preservation of capital (Security).
- To take a conservative approach to investments, but with a focus to add value through prudent investment of funds (Security).
- To achieve a high level of security by using recognised ratings criteria (Security).
- To maintain an adequate level of diversification (Security).
- To have ready access to funds for day-to-day requirements (Liquidity).
- To ensure compliance with appropriate legislative requirements (Compliance).

1.2 Authority for Investment

All investments are to be made in accordance with:

Credit Ratings (Standard and Poor's or Equivalent)	Individual Institution Limits	Overall Portfolio Credit Limits
---	----------------------------------	------------------------------------

| Last Updated 24 May 2017

- Local Government 1995 – Section 6.14 and any regulations made under that Act including the following:
 - Local Government (Financial Management) Regulations 1996 – Regulation 19C; and
 - The Trustees Act 1962 – Part III Investments as amended by the Trustees Amendment Act 1997.

1.3 Delegation of Authority

The Chief Executive Officer is authorised to invest surplus funds in accordance with this policy.

1.4 Authorised Investments

All investments must be denominated in Australian Dollars. Authorised Investments are limited to those permitted by the appropriate legislation, being:

- With an Authorised Institution, being:
 - (a) An Authorised Deposit-Taking Institution as defined in the Banking Act 1959 (Commonwealth) section 5; or
 - (b) The Western Australian Treasury Corporation established by the Western Australian Treasury Corporation Act 1986;
- A Bond that is guaranteed by the Commonwealth Government, or a State or Territory Government.

1.5 Investment Guidelines – Credit Quality, Diversification and Term to Maturity Constraints

(i) Portfolio Credit Framework

The portfolio credit guidelines to be adopted will be based on the Standard & Poor's (S&P) ratings system criteria. The maximum available limits in each rating category is reflected in the below table.

(ii) Counterparty/Institution Credit Framework

Exposure to individual counterparties/financial institutions will be restricted by their S&P rating so that single entity exposure is limited, as detailed in the below table.

| Last Updated 24 May 2017

Long Term Credit Ratings	Short Term Credit Ratings	Maximum Percentage With One Financial Institution	Maximum Weighting as % of Total Investment Portfolio
AAA (All Aus. ADI)	A-1+	40%	100%
AA (Aus. "Big four" Bank)	A-2	40%	100%
AA (Other Aus. ADI)	A-2	20%	100%
A (All Aus. ADI)	A-2	15%	60%
BBB (All Aus ADI)	A-3	10%	20%

(iii) Term to maturity Framework

Legislation restricts the term to maturity for a deposit with an ADI to a maximum term of ~~12 months~~three years, and a Bond to a maximum term of 3 years. The investment portfolio is to be invested with the following term to maturity constraints:

Overall Portfolio Term to Maturity Limits	
Duration	Maximum
Portfolio % < 1Year	100%
Portfolio % > 1 Year < 3 Years	20%

1.6 Credit Ratings

If any of the City's investments are downgraded such that they no longer fall within these investment policy guidelines, they will be divested as soon as is practicable.

1.7 Accounting for Premiums and Discounts

From time to time financial assets may be acquired at a discount or premium to their face value. Any such discount or premium is to be taken into account in line with relevant Australian Accounting Standards.

1.8 Base Total Investment Portfolio Value for Percentage Calculations

The value of any funds held in an 11am type account, being one that offers higher interest rates than a standard cheque account but maintains same day access to funds; shall be excluded when verifying compliance with this policy.

| [Last Updated 24 May 2017](#)

1.9 Safe Custody Arrangements

Where necessary, investments may be held in safe custody on the City's behalf, as long as the following criteria are met:

- The City must retain beneficial ownership of all investments.
- Adequate documentation is provided, verifying the existence of the investments.
- The Custodian conducts regular reconciliation of records with relevant registries and/or clearing systems.
- The Institution or Custodian recording and holding the assets will be:
 - Austraclear or;
 - An Institution with an investment grade Standards and Poors or Moody's rating or;
 - An Institution with adequate insurance, including professional indemnity insurance and other insurances considered prudent and appropriate to cover its liabilities under any agreement.

1.10 General

The City of Busselton will not make ill-informed or unpredictable investment decisions, be engaged in overly speculative investments, or invest other than in compliance with the relevant legislation.

1.11 Reporting

- (i) A report will be provided to the Council on a monthly basis as a minimum, detailing the investment portfolio in terms of performance and counterparty percentage exposure of total portfolio. The report will also detail investment income earned versus budget year to date and confirm compliance of the City's investments within legislative and policy limits.
- (ii) For audit purposes, certificates must be obtained from the banks/fund managers/custodian confirming the amounts of investment held on the City's behalf at 30th June each year.

| [Last Updated 24 May 2017](#)

Policy Reference No. - 218
Owner Unit – Finance
Originator – Manager, Financial Services
Policy approved by – Council
Date Approved – 24 September, 2014
Review Frequency – As required Related
Documents – Nil

History

Council Resolution	Date	Information
C1704/081	26 April, 2017	Version 10 (Current)
C1409/225	24 September, 2014	Version 9

6.2 FINANCIAL ACTIVITY STATEMENTS - PERIOD ENDING 30 APRIL 2017

SUBJECT INDEX:	Budget Planning and Reporting
STRATEGIC OBJECTIVE:	Governance systems, process and practices are responsible, ethical and transparent.
BUSINESS UNIT:	Finance and Corporate Services
ACTIVITY UNIT:	Finance and Corporate Services
REPORTING OFFICER:	Manager Financial Services - Kim Dolzadelli
AUTHORISING OFFICER:	Director, Finance and Corporate Services - Cliff Frewing
VOTING REQUIREMENT:	Simple Majority
ATTACHMENTS:	Attachment A Financial Activity Statements - April 2017 ↓ Attachment B Investment Report - April 2017 ↓

PRÉCIS

Pursuant to Section 6.4 of the Local Government Act ('the Act') and Regulation 34(4) of the Local Government (Financial Management) Regulations ('the Regulations'), a local government is to prepare, on a monthly basis, a statement of financial activity that reports on the City's financial performance in relation to its adopted/ amended budget.

This report has been compiled to fulfil the statutory reporting requirements of the Act and associated Regulations, whilst also providing the Council with an overview of the City's financial performance on a year to date basis for the period ending 30 April 2017.

BACKGROUND

The Regulations detail the form and manner in which financial activity statements are to be presented to the Council on a monthly basis; and are to include the following:

- Annual budget estimates
- Budget estimates to the end of the month in which the statement relates
- Actual amounts of revenue and expenditure to the end of the month in which the statement relates
- Material variances between budget estimates and actual revenue/ expenditure/ (including an explanation of any material variances)
- The net current assets at the end of the month to which the statement relates (including an explanation of the composition of the net current position)

Additionally, and pursuant to Regulation 34(5) of the Regulations, a local government is required to adopt a material variance reporting threshold in each financial year. At its meeting of 21 July 2016, the Council adopted (C1607/160) the following material variance reporting threshold for the 2016/17 financial year:

That pursuant to Regulation 34(5) of the Local Government (Financial Management) Regulations, the Council adopts a material variance reporting threshold with respect to financial activity statement reporting for the 2016/17 financial year to comprise variances equal to or greater than 10% of the year to date budget amount as detailed in the Income Statement by Nature and Type/ Statement of Financial Activity report, however variances due to timing differences and/ or seasonal adjustments are to be reported on a quarterly basis.

STATUTORY ENVIRONMENT

Section 6.4 of the Local Government Act and Regulation 34 of the Local Government (Financial Management) Regulations detail the form and manner in which a local government is to prepare financial activity statements.

RELEVANT PLANS AND POLICIES

Not applicable.

FINANCIAL IMPLICATIONS

Any financial implications are detailed within the context of this report.

Long-term Financial Plan Implications

Any financial implications are detailed within the context of this report.

STRATEGIC COMMUNITY OBJECTIVES

This matter principally aligns with Key Goal Area 6 – ‘Open and Collaborative Leadership’ and more specifically Community Objective 6.1 - ‘Governance systems, process and practices are responsible, ethical and transparent’. The achievement of the above is underpinned by the Council strategy to ‘ensure the long term financial sustainability of Council through effective financial management’.

RISK ASSESSMENT

Risk assessments have been previously completed in relation to a number of ‘higher level’ financial matters, including timely and accurate financial reporting to enable the Council to make fully informed financial decisions. The completion of the monthly Financial Activity Statement report is a control that assists in addressing this risk.

CONSULTATION

Not applicable

OFFICER COMMENT

In order to fulfil statutory reporting requirements, and to provide the Council with a synopsis of the City’s overall financial performance on a full year basis, the following financial reports are attached hereto:

- Statement of Financial Activity

This report provides details of the City’s operating revenues and expenditures on a year to date basis, by nature and type (i.e. description). The report has been further extrapolated to include details of non-cash adjustments and capital revenues and expenditures, to identify the City’s net current position; which reconciles with that reflected in the associated Net Current Position report.

- Net Current Position

This report provides details of the composition of the net current asset position on a full year basis, and reconciles with the net current position as per the Statement of Financial Activity.

▪ Capital Acquisition Report

This report provides full year budget performance (by line item) in respect of the following capital expenditure activities:

- Land and Buildings
- Plant and Equipment
- Furniture and Equipment
- Infrastructure

▪ Reserve Movements Report

This report provides summary details of transfers to and from reserve funds, and also associated interest earnings on reserve funds, on a full year basis.

Additional reports and/or charts are also provided as required to further supplement the information comprised within the statutory financial reports.

COMMENTS ON FINANCIAL ACTIVITY TO 30 APRIL 2017

Operating Activity

▪ Operating Revenue

As at 30 April 2017, there is a variance of -0.6% (-\$422K) in total operating revenue, with the following categories exceeding the 10% material variance threshold:

Description	Variance %	Variance \$000's
Operating Grants Subsidies and Contributions	+23%	+\$791
Interest Earnings	+30%	+\$667
Non-Operating Grants Subsidies and Contributions	-22%	-\$1,937
Profit on Asset Disposals	+22%	+\$4

Operating Grants Subsidies and Contributions (+\$791)

- Busselton Jetty +\$417k. This is attributable to a budget timing difference associated with contributions received from BJECA for Busselton Jetty License fee.
- Human resources and payroll section +\$111k. This variance is mainly attributable to insurance recovered \$94k (which is partly offset by additional expenditure of \$64k).

Interest Earnings (+\$667K)

- Interest on municipal funds -\$27k.
- Interest on reserve funds +\$183k.
- Interest on restricted funds +\$433k.
- Late payment and instalment plan interest on rates +\$78k.

Non-Operating Grants, Subsidies and Contributions (-\$1,937K)

- Contributions received +\$508k. Contributions have no effect on the net current position as they are transferred to restricted cash and are utilised in the future for the purpose when received;
- Bridge Construction Works -\$414k;
- Foreshore East-Youth Precinct Community Youth Building/SLSC -\$2,333k;
- Main Roads - Direct Grants 2/3 Funded -\$584k;
- Main Roads - Direct Grants Fully Funded +\$55k;
- Roads to Recovery - Fully Funded +\$273k;
- Airport development grant received +\$489k. Timing difference associated with the receipt of Federal funding for the development of the airport.

Operating Expenditure

As at 30 April 2017, there is a variance of +4.44% (+\$2,392K) in total operating expenditure, with the following categories exceeding the 10% material variance threshold:

Description	Variance %	Variance \$000's
Materials and Contracts	+17%	+\$2,130
Other Expenditure	+18%	+\$448
Loss on Asset Disposals	-74%	-\$54

Materials and Contracts (+\$2,130K)

- By directorate, materials and contracts is showing the following variances at 30 April 2017;
 - Engineering and Works Services +\$1,041k
 - Community and Commercial Services +\$626k
 - Finance and Corporate Services +\$302k
 - Planning and Development Services +\$86k
 - Executive Services +\$76K
- The variances are predominantly attributable to contractors +\$251k, Port Geographe waterways maintenance (Department of Transport) +\$305k, consultants +\$704k, contract building cleaning costs +\$146k, fuels, oils and grease +\$103k, and leasing of equipment +\$99k.

Other Expenditure (+\$448K)

- Community services - marketing and promotions +\$130k, donations, contributions and subsidies +\$65k, events sponsorships (diff rates) -\$26k,
- Elected Members s - attire reimbursements +\$4k, catering related consumables +\$5k, allowances for mayor and deputy +\$7k, meeting expenses +\$16k, refreshment and functions +\$22k, sitting fees +\$20k, communication allowances +\$3k, and sister city involvements (Sugito) -\$5k;
- Public Relations - advertising council pages +\$6k, community consultations and surveys +\$5k, donations, contributions and subsidies +\$3k, public relations +\$7k, catering +\$14k, marketing and promotions +\$13k,
- Rate administration valuation expenses +\$59k,
- Office of CEO CAPERO regional development +\$20k, CEO discretionary funding \$29k,
- Winderlup Court aged housing payout on resident funded unit +\$28k,

Loss on Asset Disposals (-\$54K)

The Loss on Asset Disposal represents adverse book losses on the sale of sundry plant items and vehicles. It should be noted that this is a book entry only, and has no direct impact on the surplus/deficit position.

Capital Activity

- Capital Revenue

As at 30 April 2017, there is a variance of -26% (-\$14,545k) in total capital revenue, with the following categories exceeding the 10% material variance threshold:

Description	Variance %	Variance \$000's
Transfer from Reserves	-2%	-\$388
Transfer from Restricted Assets	-44%	-\$13,326
Proceeds from Sale of Assets	-56%	-\$323
Proceeds from Loans	-14%	-\$500
Self-Supporting Loans	-13%	-\$9

Transfer from Reserves (-\$338K not material based on percentage)

- Timing difference relating to the construction of the Administration building and the utilisation of funds from the Civic and Administration Centre Construction Reserve (-\$2,878K);
- Timing difference associated with the utilisation of funds allocated Port Geographe waterways maintenance (Department of Transport) -\$305k;
- Timing difference associated with the utilisation of funds from the waste management facility and plant reserve for operational cash flow +\$2,745k;

Transfer from Restricted Assets (-\$13,326K)

- Timing difference relating to use of Airport and Foreshore grants -\$19,380k and -\$3,500k relating to the foreshore works. No impact to net current position.
- Movement of Community and Rec Facilities +\$7,323k, Vasse Diversion Drain +\$383k, Contribution to Works +\$211k, Aged Housing +\$846k from restricted assets into reserves. These movements were budgeted to occur in June 2017 but have mainly occurred in October and are timing in nature only. No impact to net current position.
- Bonds and Deposits (+\$790k) not budgeted. Timing in nature only as held on behalf of other entities and individuals.

Proceeds from Sale of Assets (-\$323K)

- The Proceeds from Sale of Assets category recognises the estimated sale or trade-in value of 'heavy and light' plant items budgeted to be replaced during the financial year. The current adverse variance is largely reflective of the timing difference in the lower Plant and Equipment capital expenditure on a year to date basis.

Proceeds from Loans (-\$500k)

- Difference relates to the delayed draw down of new loan for Dunsborough car parking as per budget timeline. This transaction does not affect the City's net current position as expenditure has not yet been incurred.

Self-Supporting Loans (-\$9k)

- Difference relates to the delayed draw down of new self-supporting loan as per budget timeline. This transaction does not affect the City's net current position.

- Capital Expenditure

As at 30 April 2017, there is a variance of +35% (+\$36,791K) in total capital expenditure, with the following categories exceeding the 10% material variance threshold:

Description	Variance %	Variance \$000's
Land and Buildings	+18%	+\$4,109
Plant and Equipment	+50%	+\$1,260
Furniture and Equipment	+76%	+\$1,395
Infrastructure	+65%	+\$35,124
Transfers to Restricted Assets	-399%	-\$4,129

The attachments to this report include detailed listings of the capital expenditure (project) items, to assist in reviewing specific these variances. All capital expenditure variances are considered to be a timing adjustment at this time, with no impact expected against the net current position.

Transfers to Restricted Assets (-\$4,129K)

The transfers to restricted assets budget comprises an estimation of funds that could potentially be received during the financial year, primarily from developer contributions. Due to the nature of the

category, the annual budget allocation is spread evenly throughout the year. The performance in this activity does not have any direct impact on the surplus/deficit position, as revenue is recognised upon receipt and these funds are subsequently quarantined to restricted assets, essentially offsetting the initial transaction. Furthermore, the transfers to restricted assets category also include the payment of bonds and deposits, where no specific budget allocation is made for these funds.

The financial year to date variance of -\$4,129k is primarily attributable to the receipt of Community and Recreation Facilities -\$159k, Bonds and Deposit -\$593k receipt of interest in excess of budget attributable to the airport grant -\$370k and Unspent Loan funds -\$3,047k.

Investment Report

Pursuant to the Council's Investment Policy, a report is to be provided to the Council on a monthly basis, detailing the investment portfolio in terms of performance and counterparty percentage exposure of total portfolio. The report is also to provide details of investment income earned against budget, whilst confirming compliance of the portfolio with legislative and policy limits.

As at 30 April 2017, the value of the City's invested funds totalled \$101.5M, decreasing from \$112.5M as at 1st April. The decrease is due to funds being utilised for operational purposes including the Admin Building and Airport projects.

During the month of December \$26.5M in term deposit funds matured. Deposits totalling \$20.0M were renewed for an average of 90 days at an average rate of 2.48%. Deposits totalling \$6.5M were closed. A deposit held with the WATC (as required in accordance with the Airport Redevelopment funding contract) matured and was rolled for a further 90days at 1.65%.

The balance of the 11am account (an intermediary account which offers immediate access to the funds compared to the term deposits and a higher rate of return compared to the cheque account) reduced by \$1.5M with funds utilised for operational purposes. The balance of the Airport development ANZ cash account reduced by \$3.12M with funds utilised on the project.

The RBA left official rates on hold during April and May with future rate movements are unclear at this stage. Please refer to Attachment B for further information.

CONCLUSION

As at 30 April 2017, the City's financial performance is considered satisfactory. Whilst current variances exist in some operational areas, these are primarily due to timing differences, are not material in nature or are transactions that have no direct impact on the Net Current Position.

Whilst acknowledging capital is presently tracking below year to date budget estimates, this is also seen to be attributable to timing differences at this time.

OFFICER RECOMMENDATION

That the Council receives the statutory financial activity statement reports for the period ending 30 April 2017, pursuant to Regulation 34(4) of the Local Government (Financial Management) Regulations.

City of Busselton**Statement of Financial Activity****For The Period Ending 30 April 2017**

	2016/2017 Actual	2016/2017 Amended Budget YTD	2016/2017 Original Budget YTD	2016/2017 Amended Budget	2016/2017 Original Budget	2016/17 YTD Bud (A) Variance
	\$	\$	\$	\$	\$	%
Revenue from Ordinary Activities						
Rates	41,927,727	41,809,699	41,809,699	41,899,310	41,899,310	0.28%
Operating Grants, Subsidies and Contributions	4,251,527	3,460,689	3,185,747	5,171,217	4,861,121	22.85%
Fees & Charges	14,018,400	14,107,477	14,107,477	15,598,955	15,598,955	-0.63%
Other Revenue	328,346	303,655	303,655	356,410	356,410	8.13%
Interest Earnings	2,860,480	2,193,610	2,193,610	2,542,850	2,542,850	30.40%
	63,386,480	61,875,130	61,600,188	65,568,742	65,258,646	2.44%
Expenses from Ordinary Activities						
Employee Costs	(22,873,643)	(23,487,919)	(23,468,309)	(27,868,335)	(27,838,725)	2.62%
Materials & Contracts	(10,626,681)	(12,756,801)	(12,581,507)	(15,780,869)	(15,575,365)	16.70%
Utilities (Gas, Electricity, Water etc)	(1,819,091)	(1,964,835)	(1,964,835)	(2,358,980)	(2,358,980)	7.42%
Depreciation on non current assets	(13,907,761)	(13,033,757)	(13,033,757)	(15,715,050)	(15,715,050)	-6.71%
Insurance Expenses	(650,427)	(712,037)	(712,037)	(716,772)	(716,772)	8.65%
Other Expenditure	(1,987,508)	(2,435,079)	(2,431,079)	(3,099,864)	(3,095,864)	18.38%
Allocations	1,525,523	1,615,900	1,615,900	1,942,110	1,942,110	5.59%
	(50,339,588)	(52,774,528)	(52,575,624)	(63,597,760)	(63,358,646)	4.61%
Borrowings Cost Expense						
Interest Expenses	(964,334)	(975,888)	(975,888)	(1,318,330)	(1,318,330)	1.18%
	(964,334)	(975,888)	(975,888)	(1,318,330)	(1,318,330)	1.18%
Non-Operating Grants, Subsidies and Contributions	6,818,722	8,756,080	8,678,255	45,891,102	35,349,212	-22.13%
Profit on Asset Disposals	19,793	16,227	16,227	30,167	23,227	21.98%
Loss on Asset Disposals	(127,269)	(73,161)	(73,161)	(110,061)	(94,761)	-73.96%
	6,711,246	8,699,146	8,621,321	45,811,208	35,277,678	-22.85%
Net Result	18,793,804	16,823,860	16,669,997	46,463,860	35,859,348	11.71%
Adjustments for Non-cash Revenue & Expenditure						
Depreciation	13,907,761	13,033,757	13,033,757	15,715,050	15,715,050	
Donated Assets	(692,219)	0	0	(14,388,800)	(13,800,000)	
(Profit)/Loss on Sale of Assets	107,477	56,934	56,934	79,894	71,534	
Allocations & Other Adjustments	(3,348)	0	0	0	0	
Deferred Pensioner Movements	(22,358)	0	0	0	0	
Recording of Employee Entitlements (Provisions)	(19,764)	(19,764)	(19,764)	(26,356)	(26,356)	
Deposit & Bonds Movements (cash backed)	(197,028)	0	0	0	0	
Capital Revenue & (Expenditure)						
Land & Buildings	(18,426,263)	(22,535,143)	(22,239,847)	(25,376,416)	(24,081,120)	18.23%
Plant & Equipment	(1,248,489)	(2,508,420)	(2,508,420)	(3,171,200)	(2,783,200)	50.23%
Furniture & Equipment	(432,928)	(1,827,657)	(1,750,932)	(1,987,322)	(1,910,597)	76.31%
Infrastructure	(19,173,970)	(54,298,314)	(53,897,462)	(75,772,807)	(66,504,042)	64.69%
Proceeds from Sale of Assets	248,410	571,000	571,000	792,000	609,000	-56.50%
Proceeds from New Loans	3,000,000	3,500,000	3,500,000	3,650,000	3,650,000	-14.29%
Self Supporting Loans - Repayment of Principal	58,923	67,772	67,772	91,040	91,040	-13.06%
Total Loan Repayments - Principal	(1,617,306)	(1,523,968)	(1,523,968)	(2,089,302)	(2,089,302)	-6.12%
Advances to Community Groups	0	(150,000)	(150,000)	(150,000)	(150,000)	100.00%
Transfer to Restricted Assets	(5,162,911)	(1,034,330)	(1,034,330)	(11,301,200)	(11,301,200)	-399.16%
Transfer from Restricted Assets	17,174,322	30,500,000	30,500,000	55,722,104	55,722,104	-43.69%
Transfer to Reserves	(23,674,240)	(22,649,419)	(22,649,419)	(25,302,389)	(25,302,389)	-4.52%
Transfer from Reserves	21,173,944	21,561,917	21,312,121	35,873,755	35,052,041	-1.80%
Opening Funds Surplus/ (Deficit)	1,178,089	1,178,089	1,178,089	1,178,089	1,178,089	
Net Current Position - Surplus / (Deficit)	4,971,906	(19,253,686)	(18,884,472)	0	0	

City of Busselton**Net Current Position****For The Period Ending 30 April 2017**

	2016/17 Actual	2016/17 Amended Budget	2016/17 Original Budget	2015/16 Actual
	\$	\$	\$	\$
<u>NET CURRENT ASSETS</u>				
<u>CURRENT ASSETS</u>				
Cash - Unrestricted	2,077,766	1,996,620	1,996,620	3,251,577
Cash - Restricted	102,935,033	57,606,309	58,428,023	112,598,579
Sundry Debtors	2,260,655	1,600,000	1,600,000	2,501,984
Rates Outstanding - General	1,678,993	1,550,000	1,550,000	787,186
Stock on Hand	16,543	20,000	20,000	20,420
	<u>108,968,990</u>	<u>62,772,929</u>	<u>63,594,643</u>	<u>119,159,746</u>
<u>LESS: CURRENT LIABILITIES</u>				
Bank Overdraft	0	0	0	0
Sundry Creditors	1,062,051	5,166,620	5,166,620	5,383,078
Performance Bonds	2,228,720	2,425,748	2,425,748	2,425,748
	<u>3,290,771</u>	<u>7,592,368</u>	<u>7,592,368</u>	<u>7,808,826</u>
Current Position (inclusive of Restricted Funds)	105,678,219	55,180,561	56,002,275	111,350,920
Add: Cash Backed Liabilities (Deposits & Bonds)	2,228,720	2,425,748	2,425,748	2,425,748
Less: Cash - Restricted Funds	(102,935,033)	(57,606,309)	(58,428,023)	(112,598,579)
<u>NET CURRENT ASSET POSITION</u>	<u><u>4,971,906</u></u>	<u><u>0</u></u>	<u><u>0</u></u>	<u><u>1,178,089</u></u>

City of Busselton**Capital Acquisition Report****Property, Plant & Equipment, Infrastructure****For the Period Ended 30 April 2017**

Description	2016/17 Actual	2016/17 Amended Budget YTD	2016/17 Original Budget YTD	2016/17 Amended Budget	2016/17 Original Budget	2016/17 Budget YTD Variance
	\$	\$	\$	\$	\$	%
>> Property, Plant & Equipment						
Land						
10610 Property Services Administration	0	50,000	50,000	100,000	100,000	-100.00%
11156 Airport Development	2,243,927	2,000,000	2,000,000	2,400,000	2,400,000	12.20%
	2,243,927	2,050,000	2,050,000	2,500,000	2,500,000	9.46%
Buildings						
Major Projects						
Major Project - Busselton Foreshore						
B9570 Foreshore East-Youth Precinct Community Youth Building/SLSC	680,254	2,333,330	2,333,330	2,800,000	2,800,000	-70.85%
B9583 Railway House	1,043,348	824,350	824,350	989,216	989,216	26.57%
B9593 Milne Street Pavilion	938,820	1,605,576	1,355,780	1,876,736	1,626,940	-41.53%
B9600 Old Busselton Lighthouse	0	40,000	40,000	80,000	80,000	-100.00%
	2,662,422	4,803,256	4,553,460	5,745,952	5,496,156	-44.57%
Major Project - Administration Building						
B9010 Civic and Administration Centre Construction	12,765,015	14,498,705	14,498,705	14,498,715	14,498,715	-11.96%
	12,765,015	14,498,705	14,498,705	14,498,715	14,498,715	-11.96%
Buildings (Other)						
B9104 Wilyabrup Brigade Shed	33,000	33,000	33,000	33,000	33,000	0.00%
B9111 Yallingup Rural Bush Fire Brigade	19,763	30,520	30,520	30,520	30,520	-35.25%
B9112 Ambergate Bushfire Brigade Shed	0	0	0	123,307	123,307	0.00%
B9113 Vasse Bushfire Brigade Appliance Bay Facility	43,793	45,500	0	45,500	0	-3.75%
B9300 Aged Housing Capital Improvements - Winderup	11,347	20,000	20,000	30,000	30,000	-43.27%
B9301 Aged Housing Capital Improvements - Harris Road	0	10,000	10,000	20,000	20,000	-100.00%
B9302 Aged Housing Capital Improvements - Winderup Court (City)	0	20,000	20,000	40,000	40,000	-100.00%
B9406 Busselton Cemetery - Chapel	23,458	25,000	25,000	30,000	30,000	-6.17%
B9531 GLC - Sports Hall	34,420	79,170	79,170	95,000	95,000	-56.52%
B9539 GLC - Roof Repairs	40,903	35,580	35,580	42,700	42,700	14.96%
B9556 NCC Internal Refurbishment	35,463	30,830	30,830	37,000	37,000	15.03%
B9566 GLC Pool Hall	19,397	32,830	32,830	39,400	39,400	-40.92%
B9591 Performing Arts Convention Centre	55,048	0	0	100,000	100,000	0.00%
B9594 Vasse Community Recreation Precinct	0	345,910	345,910	415,100	415,100	-100.00%
B9596 GLC Building Improvements	27,233	33,330	33,330	40,000	40,000	-18.29%
B9598 Dunsborough Library	15,146	20,170	20,170	24,200	24,200	-24.91%
B9599 Portable Toilets	28,094	20,000	20,000	20,000	20,000	40.47%
B9601 Meelup Shed	0	10,000	10,000	10,000	10,000	-100.00%
B9715 Airport Terminal Stage 1B	52,500	50,000	50,000	60,000	60,000	5.00%
B9716 Airport Terminal Stage 2	185,140	0	0	1,000,000	0	0.00%
B9802 Kook Caravan Park Ablutions Refurbishment	3,962	83,330	83,330	100,000	100,000	-95.25%
B9804 Kook Park Home	75,220	153,852	153,852	171,022	171,022	-51.11%
B9805 Kook Park Kitchen	604	29,160	29,160	35,000	35,000	-97.93%
B9806 Kook Park Electrical Upgrade	50,408	75,000	75,000	90,000	90,000	-32.79%
	754,899	1,183,182	1,137,682	2,631,749	1,586,249	-36.20%
Total Buildings	16,182,336	20,485,143	20,189,847	22,876,416	21,581,120	-21.00%
Plant & Equipment						
10000 Members of Council	0	0	0	50,000	0	0.00%
10001 Office of the CEO	94,235	55,000	55,000	90,000	90,000	71.34%
10115 Major Projects Administration	36,687	40,000	40,000	40,000	40,000	-8.28%
10251 Business Systems	32,936	35,000	35,000	35,000	35,000	-5.90%
10521 Human Resources & Payroll	0	0	0	75,000	0	0.00%
10591 Geopraphe Leisure Centre	86,742	132,420	132,420	193,900	158,900	-34.49%
10600 Kookaburra Caravan Park	0	28,000	28,000	28,000	28,000	-100.00%
10805 Planning Administration	39,155	40,000	40,000	40,000	40,000	-2.11%
10830 Environmental Management Administration	0	0	0	35,000	0	0.00%
10910 Building Services	33,205	35,000	35,000	35,000	35,000	-5.13%
10920 Environmental Health Services Administration	1,727	0	0	2,000	2,000	0.00%
10922 Preventative Services - Mosquitoes	0	0	0	3,300	3,300	0.00%
10950 Animal Control	0	50,000	50,000	50,000	50,000	-100.00%
10980 Other Law, Order & Public Safety	0	50,000	50,000	50,000	50,000	-100.00%
11101 Engineering Services Administration	36,072	40,000	40,000	40,000	40,000	-9.82%
11107 Engineering Services Design	38,120	39,000	39,000	84,000	39,000	-2.26%
11150 Asset Management Administration	32,739	35,000	35,000	35,000	35,000	-6.46%
11151 Airport Operations	0	0	0	3,000	3,000	0.00%

City of Busselton**Capital Acquisition Report****Property, Plant & Equipment, Infrastructure****For the Period Ended 30 April 2017**

Description	2016/17 Actual	2016/17 Amended Budget YTD	2016/17 Original Budget YTD	2016/17 Amended Budget	2016/17 Original Budget	2016/17 Budget YTD Variance
11160 Busselton Jetty	\$ 4,849	\$ 0	\$ 0	\$ 0	\$ 0	% 0.00%
11401 Transport - Workshop	6,985	0	0	5,000	5,000	0.00%
11402 Plant Purchases (P10)	40,300	434,000	434,000	434,000	434,000	-90.71%
11403 Plant Purchases (P11)	98,596	395,000	395,000	719,000	571,000	-75.04%
11404 Plant Purchases (P12)	595,476	1,065,000	1,065,000	1,089,000	1,089,000	-44.09%
11500 Operations Services Administration	34,438	35,000	35,000	35,000	35,000	-1.61%
B1013 Dunsborough Bushfire Brigade	0	0	0	0	0	0.00%
B1022 Sussex Bushfire Brigade	0	0	0	0	0	0.00%
B1026 Yallingup Rural Bushfire Brigade	0	0	0	0	0	0.00%
G0030 Busselton Transfer Station	5,188	0	0	0	0	0.00%
G0031 Dunsborough Waste Facility	31,040	0	0	0	0	0.00%
	1,248,489	2,508,420	2,508,420	3,171,200	2,783,200	-50.23%
Furniture & Office Equipment						
10115 Major Projects Administration	0	66,670	66,670	80,000	80,000	-100.00%
10250 Information & Communication Technology Services	4,315	62,900	0	62,900	0	-93.14%
10251 Business Systems	220,639	315,830	315,830	379,000	379,000	-30.14%
10380 Busselton Library	8,200	11,670	11,670	11,670	11,670	-29.73%
10381 Dunsborough Library	15,615	16,200	16,200	16,200	16,200	-3.61%
10590 Naturaliste Community Centre	6,575	15,487	15,487	15,487	15,487	-57.55%
10591 Geopraphe Leisure Centre	1,627	53,825	53,825	68,840	68,840	-96.98%
10616 Winderup Villas Aged Housing	1,833	3,000	3,000	6,000	6,000	-38.91%
10617 Harris Road Aged Housing	0	1,750	1,750	3,500	3,500	-100.00%
10625 Art Geo Administration	12,642	11,670	11,670	12,000	12,000	8.33%
10850 Implement Management Plans Other	1,735	0	0	0	0	0.00%
10900 Cultural Planning	75,254	71,500	71,500	116,500	116,500	5.25%
10920 Environmental Health Services Administration	0	0	0	1,400	1,400	0.00%
11300 Sanitation Waste Services Administration	4,740	0	0	0	0	0.00%
11400 Transport - Fleet Management	1,888	0	0	0	0	0.00%
B1000 Administration Building- 2-16 Southern Drive	56,422	1,100,000	1,100,000	1,100,000	1,100,000	-94.87%
B1357 Railway House	20,030	97,155	83,330	113,825	100,000	-79.38%
G0030 Busselton Transfer Station	1,414	0	0	0	0	0.00%
	432,928	1,827,657	1,750,932	1,987,322	1,910,597	-76.31%
Sub-Total Property, Plant & Equipment	20,107,680	26,871,220	26,499,199	30,534,938	28,774,917	-25.17%
>> Infrastructure						
Major Project - Busselton Foreshore						
C0045 Busselton Foreshore Stage 3: Goose Car Park	37,401	166,670	166,670	200,000	200,000	-77.56%
C0046 Busselton Foreshore Stage 3: Central Car Park	73,031	125,000	125,000	150,000	150,000	-41.58%
C0048 Busselton Foreshore Site 3 Car Park	0	350,000	0	350,000	0	-100.00%
C3064 Foreshore Central - Coastal Defences (Jetty to Geo. Bay Rd)	885,959	1,666,670	1,666,670	2,000,000	2,000,000	-46.84%
C3107 Foreshore Central-Foreshore Promenade (Jetty to Geo Bay Rd)	449,992	916,670	916,670	1,100,000	1,100,000	-50.91%
C3133 Busselton Foreshore Contingency	1,352	75,580	75,580	90,700	90,700	-98.21%
C3140 Foreshore Water Supply and Services (Utilities)	880,235	1,000,000	1,000,000	898,927	898,927	-11.98%
C3148 Busselton Foreshore Stage 3: Foreshore Landscaping	181,967	333,330	333,330	400,000	400,000	-45.41%
C3149 Busselton Foreshore Stage 3: Remedial Works	15,539	41,670	41,670	50,000	50,000	-62.71%
C3150 Busselton Foreshore Stage 3: Toddler's Playground	5,070	144,170	144,170	173,000	173,000	-96.48%
C3151 Busselton Foreshore Stage 3: Jetty Way Pedestrian	451,667	462,520	462,520	555,030	555,030	-2.35%
C3152 Busselton Foreshore Stage 3: Queen Street Abutment	0	416,670	416,670	500,000	500,000	-100.00%
C3153 Busselton Foreshore Stage 3: Possum Park	61,249	166,670	166,670	200,000	200,000	-63.25%
W0171 Jetty Way Construction	134	0	0	0	0	0.00%
W0196 Busselton Foreshore Stage 3: Foreshore Parade West	449,434	583,330	583,330	700,000	700,000	-22.95%
W0197 Busselton Foreshore Stage 3: Queen St Upgrade	32,746	541,670	541,670	650,000	650,000	-93.95%
	3,525,778	6,990,620	6,640,620	8,017,657	7,667,657	-49.56%
Major Project - Administration Building						
C0043 Administration Building Carpark	6,997	204,170	204,170	245,000	245,000	-96.57%
	6,997	204,170	204,170	245,000	245,000	-96.57%
Busselton Jetty						
C3500 Busselton Jetty Refurbishment	4,975	18,660	18,660	18,660	18,660	-73.34%
	4,975	18,660	18,660	18,660	18,660	-73.34%
Footpaths Construction						
F0018 Marine Terrace Footpath	151,715	95,830	95,830	115,000	115,000	58.32%
F0059 Brown Street Footpaths	0	0	48,990	0	58,788	0.00%

City of BusseltonCapital Acquisition ReportProperty, Plant & Equipment, InfrastructureFor the Period Ended 30 April 2017

Description	2016/17 Actual	2016/17 Amended Budget YTD	2016/17 Original Budget YTD	2016/17 Amended Budget	2016/17 Original Budget	2016/17 Budget YTD Variance
	\$	\$	\$	\$	\$	%
F0063 Yallingup Footpath	287	26,400	26,400	31,682	31,682	-98.91%
F0066 Bussell Highway Footpath Sections	579	168,330	168,330	202,000	202,000	-99.66%
F0068 Freycinet Drive Access	56,114	35,000	35,000	42,000	42,000	60.33%
F0069 Luke Way Guerin Street to David Drive	19,276	18,330	18,330	22,000	22,000	5.16%
F0070 Strelly Street Community Garden Access	23,455	16,670	16,670	20,000	20,000	40.70%
F0071 Lou Weston Oval Shared Path	54,565	70,840	70,840	85,000	85,000	-22.97%
F0072 Alpha Road	22,972	113,092	0	113,092	0	-79.69%
	328,964	544,492	480,390	630,774	576,470	-39.58%
Drainage Construction - Street						
D0009 Busselton LIA - Geocatch Drain Partnership	0	15,000	15,000	30,000	30,000	-100.00%
D0010 Dunsborough / Busselton Drainage Upgrades	88,548	239,160	239,160	287,000	287,000	-62.98%
	88,548	254,160	254,160	317,000	317,000	-65.16%
Car Parking Construction						
C0035 Churchill Park Hardstand Area (Parking)	115,027	105,860	105,860	127,030	127,030	8.66%
C0036 Lou Weston / King St Foreshore Car Parking	34,502	1,910	1,910	2,287	2,287	1706.37%
C0044 Meelup Coastal Nodes - Carpark upgrade	2,952	0	0	85,670	85,670	0.00%
C0047 Dunsborough Town Centre Carparking	60	600,000	600,000	1,350,000	1,350,000	-99.99%
	152,541	707,770	707,770	1,564,987	1,564,987	-78.45%
Bridges Construction						
A0006 Roy Road - Bridge Construction - Bridge 3373A	0	0	0	69,000	69,000	0.00%
A0008 Layman Road Bridge - 3438	0	500,000	500,000	600,000	600,000	-100.00%
A0010 Queen Street Bridge 0240A	139	240,000	240,000	288,000	288,000	-99.94%
A0015 Metricup Road Bridge - 3354	0	0	0	912,000	912,000	0.00%
A0020 Ludlow Hithergreen Road Bridge - 3464	111,884	132,500	132,500	159,000	159,000	-15.56%
	112,023	872,500	872,500	2,028,000	2,028,000	-87.16%
Cycleways Construction						
F1008 Busselton Bypass - Strelly Street to Clydebank Avenue	0	0	45,250	0	54,304	0.00%
F1011 Navigation Way Armitage Drive to Lanyard Boulevard	80,527	95,830	95,830	115,000	115,000	-15.97%
F1014 Busselton Bypass - Fairway to Kangaroo Gully	9,816	107,170	107,170	128,600	128,600	-90.84%
F1017 Busselton Bypass Cycleway (Clydebank to Grace Court)	65,953	187,490	187,490	225,000	225,000	-64.82%
F1018 Dunsborough Cycleway CBD to Our Lady of the Cape School	9,360	0	0	30,000	30,000	0.00%
	165,655	390,490	435,740	498,600	552,904	-57.58%
Townscape Construction						
C1024 Dunsborough Road Access Improvements Stage 1	631,875	410,000	410,000	492,000	492,000	54.12%
	631,875	410,000	410,000	492,000	492,000	54.12%
Boat Ramps Construction						
C1513 Port Geographe Boat Trailer Parking Layout Redevelopment	1,831	114,500	114,500	229,000	229,000	-98.40%
	1,831	114,500	114,500	229,000	229,000	-98.40%
Beach Restoration						
C2504 Groyne Construction	4,960	22,500	22,500	45,000	45,000	-77.96%
C2512 Sand Re-Nourishment	70,829	55,000	55,000	110,000	110,000	28.78%
C2520 Coastal Protection Works	3,103	20,830	20,830	25,000	25,000	-85.10%
C2522 King Street Seawall	103,403	152,500	152,500	305,000	305,000	-32.19%
	182,295	250,830	250,830	485,000	485,000	-27.32%
Parks, Gardens & Reserves						
C3006 Playgrounds General - Replacement of playground equipment	0	29,170	29,170	35,000	35,000	-100.00%
C3014 Meelup Park - Fire Access Trail	20,854	0	0	20,000	20,000	0.00%
C3040 Churchill Park - Install Synthetic Wicket	21,057	15,000	15,000	18,000	18,000	40.38%
C3046 Dunsborough - BMX / Skatebowl	31,258	22,000	22,000	26,396	26,396	42.08%
C3122 Rails to Trails	1,313	50,000	50,000	100,000	100,000	-97.37%
C3123 Geographe Leisure Centre - Landscaping	0	9,500	9,500	64,000	32,000	-100.00%
C3127 Whale Viewing Platform - Point Picquet	19,526	19,526	19,526	19,526	19,526	0.00%
C3130 Vasse Birchfields Bore	36,443	53,340	53,340	64,000	64,000	-31.68%
C3134 Vasse Community & Recreation Precinct - AFL Oval Stage 1	167,240	250,000	250,000	300,000	300,000	-33.10%

City of Busselton**Capital Acquisition Report****Property, Plant & Equipment, Infrastructure****For the Period Ended 30 April 2017**

Description	2016/17 Actual	2016/17 Amended Budget YTD	2016/17 Original Budget YTD	2016/17 Amended Budget	2016/17 Original Budget	2016/17 Budget YTD Variance
	\$	\$	\$	\$	\$	%
C3136 Newtown Oval - Minor Upgrade of Existing Oval	0	8,120	8,120	9,745	9,745	-100.00%
C3143 NCC Infrastructure	11,032	10,920	10,920	13,100	13,100	1.02%
C3145 Churchill Park Redevelopment - Irrigation	200,566	254,170	254,170	305,000	305,000	-21.09%
C3146 Dunsborough Town Centre	71,464	41,670	41,670	50,000	50,000	71.50%
C3147 Busselton Foreshore - Extension to Mainline	50,322	125,000	125,000	150,000	150,000	-59.74%
C3154 Administration Building Landscaping Works	9,072	375,000	375,000	450,000	450,000	-97.58%
C3156 Meelup Capital Works - Unallocated	5,682	0	0	40,000	40,000	0.00%
C3157 Port Geographe - Landscaping Layman Road	0	0	0	10,000	10,000	0.00%
C3158 Port Geographe - Casurina Replacements on Layman Road	0	12,500	12,500	15,000	15,000	-100.00%
	645,828	1,275,916	1,275,916	1,689,767	1,657,767	-49.38%
Cemetery Capital Works						
C1605 Busselton Cemetery Infrastructure Upgrades	25,522	25,000	25,000	30,000	30,000	2.09%
	25,522	25,000	25,000	30,000	30,000	2.09%
Beach Front Infrastructure Works						
C1753 Eagle Bay Viewing Platform	0	19,170	19,170	23,000	23,000	-100.00%
	0	19,170	19,170	23,000	23,000	-100.00%
Aged Housing - Infrastructure Works						
C3451 Aged Housing Infrastructure (Upgrade)	0	20,000	20,000	20,000	20,000	-100.00%
	0	20,000	20,000	20,000	20,000	-100.00%
Sanitation Infrastructure						
C3479 New Cell Development	90,468	725,000	725,000	870,000	870,000	-87.52%
C3481 Transfer Station Development	2,425,067	1,898,520	1,898,520	2,278,223	2,278,223	27.73%
C3485 Site Rehabilitation - Busselton	328,119	208,330	208,330	250,000	250,000	57.50%
C3487 Site Rehabilitation - Dunsborough	16,033	125,000	125,000	150,000	150,000	-87.17%
C3488 Busselton Transfer Station Provision of Scheme Water	6,160	333,330	333,330	400,000	400,000	-98.15%
	2,865,847	3,290,180	3,290,180	3,948,223	3,948,223	-12.90%
Airport Development						
C6090 Parks & Gardens Airport Stage 2	0	287,500	287,500	345,000	345,000	-100.00%
C6091 Airport Construction Stage 2, Noise Management Plan	11,509	828,340	828,340	994,000	994,000	-98.61%
C6092 Airport Construction Stage 2, Airfield	4,465,629	20,833,330	20,833,330	33,779,765	25,000,000	-78.56%
C6093 Airport Construction Stage 2, Car Park & Access Roads	0	4,750,000	4,750,000	5,700,000	5,700,000	-100.00%
C6094 Airport Construction Stage 2, Jet Fuel	0	350,000	350,000	420,000	420,000	-100.00%
C6095 Airport Construction Stage 2, External Services	431,148	3,833,340	3,833,340	4,600,000	4,600,000	-88.75%
C6097 Airport Construction Stage 1B, Jet Fuel	0	512,220	512,220	614,659	614,659	-100.00%
C6099 Airport Development - Project Expenses	1,086,015	1,228,426	1,228,426	1,469,107	1,469,107	-11.59%
	5,994,301	32,623,156	32,623,156	47,922,531	39,142,766	-81.63%
Main Roads						
S0035 Strelly Street	14,440	133,440	133,440	160,128	160,128	-89.18%
S0036 Tuart Drive	140,725	175,000	175,000	210,000	210,000	-19.59%
S0049 Layman Road	98,692	657,000	625,000	750,000	750,000	-84.98%
S0051 Causeway Road	35,274	125,000	125,000	150,000	150,000	-71.78%
S0064 Peel Terrace	31,734	361,430	361,430	433,719	433,719	-91.22%
S0065 Metricup Road	168,619	200,000	200,000	240,000	240,000	-15.69%
S0066 Queen Street	7,680	0	0	75,000	0	0.00%
S0303 Earnshaw Road	11,730	13,330	13,330	16,000	16,000	-12.00%
S0304 Hale Street	45,059	60,830	60,830	73,000	73,000	-25.93%
S0305 Kempston Place	61,863	36,670	36,670	44,000	44,000	68.70%
S0306 Moore Street	36,179	35,830	35,830	43,000	43,000	0.97%
S0307 Redwood Close	5,587	13,330	13,330	16,000	16,000	-58.09%
S0308 Ringtail Retreat	10,126	30,000	30,000	36,000	36,000	-66.25%
S0309 Rivergum Place	9,606	21,670	21,670	26,000	26,000	-55.67%
S0310 Wallaby Gardens	14,029	25,000	25,000	30,000	30,000	-43.88%
S0311 Waratah Court	7,184	14,170	14,170	17,000	17,000	-49.30%
S0312 Whistler Cove	6,142	11,670	11,670	14,000	14,000	-47.37%
S0313 Cummins Court	5,145	12,690	12,690	15,223	15,223	-59.46%
	709,812	1,927,060	1,895,060	2,381,070	2,274,070	-63.17%

City of BusseltonCapital Acquisition ReportProperty, Plant & Equipment, InfrastructureFor the Period Ended 30 April 2017

Description	2016/17 Actual	2016/17 Amended Budget YTD	2016/17 Original Budget YTD	2016/17 Amended Budget	2016/17 Original Budget	2016/17 Budget YTD Variance
	\$	\$	\$	\$	\$	%
Roads to Recovery						
T0016 Puzey Road	1,139,236	1,092,940	1,092,940	1,311,526	1,311,526	4.24%
T0020 Capel Tutunup Road	38,717	0	0	0	0	0.00%
T0026 Kaloourp Road	144,114	0	0	0	0	0.00%
T0063 Tom Cullity Drive	712,156	869,170	869,170	1,043,000	1,043,000	-18.06%
T0073 Hammond Road	151,780	97,500	97,500	117,000	117,000	55.67%
T0074 Maxted Street	164,529	134,170	134,170	161,000	161,000	22.63%
T0075 Pelican Place	41,163	35,830	35,830	43,000	43,000	14.89%
T0076 Roberts Road	132,106	106,670	106,670	128,000	128,000	23.85%
	2,523,803	2,336,280	2,336,280	2,803,526	2,803,526	8.03%
Council Roads Initiative						
W0005 Kaloourp Road	0	140,000	140,000	168,000	168,000	-100.00%
W0019 Marine Terrace	92,721	85,840	85,840	103,000	103,000	8.02%
W0028 Bus Bays & Shelters	10,345	3,100	3,100	3,720	3,720	233.71%
W0032 Chamber Road	33,020	28,330	28,330	34,000	34,000	16.55%
W0044 Brash Road Yallingup	47,400	39,160	39,160	47,000	47,000	21.04%
W0080 Bussell Highway	76,373	22,440	22,440	26,933	26,933	240.35%
W0100 Peel Terrace	22,139	21,670	21,670	26,000	26,000	2.17%
W0128 Worgan Road	64,428	65,190	65,190	78,220	78,220	-1.17%
W0135 Bussell Highway - Norman Road Broadwater Intersection	26,068	27,800	27,800	33,359	33,359	-6.23%
W0136 DAIP Issues District ACROD Bays, ramps, signs etc	7,155	37,500	37,500	45,000	45,000	-80.92%
W0150 Roe Terrace Busselton	56,016	33,340	33,340	40,000	40,000	68.02%
W0159 David Drive Geographe	29,193	24,170	24,170	29,000	29,000	20.78%
W0174 Owen Road	28,250	23,310	23,310	27,980	27,980	21.19%
W0175 Scott Road	41,732	37,500	37,500	45,000	45,000	11.28%
W0176 Signage (Alternate CBD Entry)	0	50,000	50,000	60,000	60,000	-100.00%
W0177 Strelly Street	0	50,000	50,000	60,000	60,000	-100.00%
W0178 Tompsett Road	17,238	47,330	47,330	56,800	56,800	-63.58%
W0179 Anthony Road	38,214	30,830	30,830	37,000	37,000	23.95%
W0180 Beach Road	54,857	65,010	65,010	78,000	78,000	-15.62%
W0181 Blue Crescent	132,697	140,000	140,000	168,000	168,000	-5.22%
W0182 Capel-Tutunup	28,692	65,000	65,000	78,000	78,000	-55.86%
W0183 Carter Road	38,514	359,170	359,170	431,000	431,000	-89.28%
W0185 Elsegood Avenue	60,835	55,000	55,000	66,000	66,000	10.61%
W0186 Grant Street	4,161	36,660	36,660	44,000	44,000	-88.65%
W0187 Luke Way	18,535	29,170	29,170	35,000	35,000	-36.46%
W0188 Macbeth Way	17,459	28,340	28,340	34,000	34,000	-38.39%
W0189 Melville Court	18,883	33,330	33,330	40,000	40,000	-43.35%
W0190 Miamup Road	61,747	183,330	183,330	220,000	220,000	-66.32%
W0191 Queen / Albert & West St / Bussell Left Turn Upgrades	62,875	62,500	62,500	75,000	75,000	0.60%
W0192 Valley Road	1,191	41,660	41,660	50,000	50,000	-97.14%
W0193 Wardenup Crescent	68,994	37,510	37,510	45,000	45,000	83.94%
W0194 William Place	44,652	30,000	30,000	36,000	36,000	48.84%
W0195 Yallingup Beach Road	1,435	24,170	24,170	29,000	29,000	-94.06%
W0198 Senior Citizens Access Road (Peel Tee)	610	48,330	48,330	58,000	58,000	-98.74%
W0199 Roe Tee (Bunbury to Frederick) Unconstructed Road Reserve	947	16,670	16,670	20,000	20,000	-94.32%
	1,207,376	2,023,360	2,023,360	2,428,012	2,428,012	-40.33%
Sub-Total Infrastructure	19,173,970	54,298,314	53,897,462	75,772,807	66,504,042	-64.69%
Grand Total - Capital Acquisitions	39,281,650	81,169,534	80,396,661	106,307,745	95,278,959	

City of BusseltonReserves Movement ReportFor The Period Ending 30 April 2017

	2016/2017 Actual	2016/2017 Amended Budget YTD	2016/2017 Original Budget YTD	2016/2017 Amended Budget	2016/2017 Original Budget	2015/2016 Actual
	\$	\$	\$	\$	\$	\$
100 Airport Infrastructure Renewal and Replacement Reserve						
Accumulated Reserves at Start of Year	940,036.19	940,036.19	940,036.19	940,036.19	940,036.19	459,285.18
Interest transfer to Reserves	26,045.01	20,710.00	20,710.00	24,852.00	24,852.00	21,759.92
Transfer from Muni	356,680.00	356,680.00	356,680.00	428,012.00	428,012.00	501,621.21
Transfer to Muni	0.00	0.00	0.00	(42,630.00)	(42,630.00)	(42,630.12)
	<u>1,322,761.20</u>	<u>1,317,426.19</u>	<u>1,317,426.19</u>	<u>1,350,270.19</u>	<u>1,350,270.19</u>	<u>940,036.19</u>
101 Asset Depreciation Reserve						
Accumulated Reserves at Start of Year	2,573,603.88	2,573,603.88	2,573,603.88	2,573,603.88	2,573,603.88	2,546,023.36
Interest transfer to Reserves	0.00	0.00	0.00	0.00	0.00	72,401.89
Transfer to Muni	(2,573,603.88)	(2,573,603.88)	(2,573,603.88)	(2,573,603.88)	(2,573,603.88)	(44,821.37)
	<u>0.00</u>	<u>0.00</u>	<u>0.00</u>	<u>0.00</u>	<u>0.00</u>	<u>2,573,603.88</u>
102 Beach Protection Reserve						
Accumulated Reserves at Start of Year	1,768,390.03	1,768,390.03	1,768,390.03	1,768,390.03	1,768,390.03	1,494,337.28
Interest transfer to Reserves	43,207.03	41,020.00	41,020.00	49,224.00	49,224.00	51,149.12
Transfer from Muni	378,100.00	378,100.00	378,100.00	453,720.00	453,720.00	444,000.00
Transfer to Muni	0.00	0.00	0.00	(447,500.00)	(447,500.00)	(221,096.37)
	<u>2,189,697.06</u>	<u>2,187,510.03</u>	<u>2,187,510.03</u>	<u>1,823,834.03</u>	<u>1,823,834.03</u>	<u>1,768,390.03</u>
107 Corporate IT System Programme						
Accumulated Reserves at Start of Year	132,062.14	132,062.14	132,062.14	132,062.14	132,062.14	128,259.45
Interest transfer to Reserves	2,858.04	3,260.00	3,260.00	3,912.00	3,912.00	3,802.69
Transfer to Muni	0.00	0.00	0.00	(62,900.00)	0.00	0.00
	<u>134,920.18</u>	<u>135,322.14</u>	<u>135,322.14</u>	<u>73,074.14</u>	<u>135,974.14</u>	<u>132,062.14</u>
110 Jetty Maintenance Reserve						
Accumulated Reserves at Start of Year	2,306,653.49	2,306,653.49	2,306,653.49	2,306,653.49	2,306,653.49	2,094,712.96
Interest transfer to Reserves	53,015.49	48,570.00	48,570.00	58,284.00	58,284.00	76,168.46
Transfer from Muni	366,859.22	366,860.00	366,860.00	1,182,454.00	1,182,454.00	1,154,259.75
Transfer to Muni	0.00	0.00	0.00	(622,870.00)	(622,870.00)	(1,018,487.68)
	<u>2,726,528.20</u>	<u>2,722,083.49</u>	<u>2,722,083.49</u>	<u>2,924,521.49</u>	<u>2,924,521.49</u>	<u>2,306,653.49</u>
111 Legal Expenses Reserve						
Accumulated Reserves at Start of Year	530,592.71	530,592.71	530,592.71	530,592.71	530,592.71	309,205.83
Interest transfer to Reserves	11,486.91	13,060.00	13,060.00	15,672.00	15,672.00	10,742.38
Transfer from Muni	0.00	0.00	0.00	0.00	0.00	210,644.50
	<u>542,079.62</u>	<u>543,652.71</u>	<u>543,652.71</u>	<u>546,264.71</u>	<u>546,264.71</u>	<u>530,592.71</u>
112 Long Service Leave Reserve						
Accumulated Reserves at Start of Year	2,604,471.00	2,604,471.00	2,604,471.00	2,604,471.00	2,604,471.00	2,204,037.00
Interest transfer to Reserves	0.00	0.00	0.00	0.00	0.00	67,424.94
Transfer from Muni	0.00	0.00	0.00	0.00	0.00	596,880.21
Transfer to Muni	(2,604,471.00)	(2,604,471.00)	(2,604,471.00)	(2,604,471.00)	(2,604,471.00)	(263,871.15)
	<u>0.00</u>	<u>0.00</u>	<u>0.00</u>	<u>0.00</u>	<u>0.00</u>	<u>2,604,471.00</u>
114 City Car Parking and Access Reserve						
Accumulated Reserves at Start of Year	427,856.90	427,856.90	427,856.90	427,856.90	427,856.90	198,114.86
Interest transfer to Reserves	13,836.59	10,540.00	10,540.00	12,648.00	12,648.00	12,628.28
Transfer from Muni	340,020.00	340,020.00	340,020.00	408,020.00	408,020.00	379,363.00
Transfer to Muni	0.00	0.00	0.00	(903,188.00)	(804,170.00)	(162,249.24)
	<u>781,713.49</u>	<u>778,416.90</u>	<u>778,416.90</u>	<u>(54,663.10)</u>	<u>44,354.90</u>	<u>427,856.90</u>
115 Plant Replacement Reserve						
Accumulated Reserves at Start of Year	2,810,578.75	2,810,578.75	2,810,578.75	2,810,578.75	2,810,578.75	2,425,054.89
Interest transfer to Reserves	67,335.84	68,970.00	68,970.00	82,764.00	82,764.00	81,917.52
Transfer from Muni	458,330.00	458,330.00	458,330.00	550,000.00	550,000.00	702,330.00
Transfer to Muni	0.00	0.00	0.00	(1,339,000.00)	(1,134,000.00)	(398,723.66)
	<u>3,336,244.59</u>	<u>3,337,878.75</u>	<u>3,337,878.75</u>	<u>2,104,342.75</u>	<u>2,309,342.75</u>	<u>2,810,578.75</u>

City of BussetonReserves Movement ReportFor The Period Ending 30 April 2017

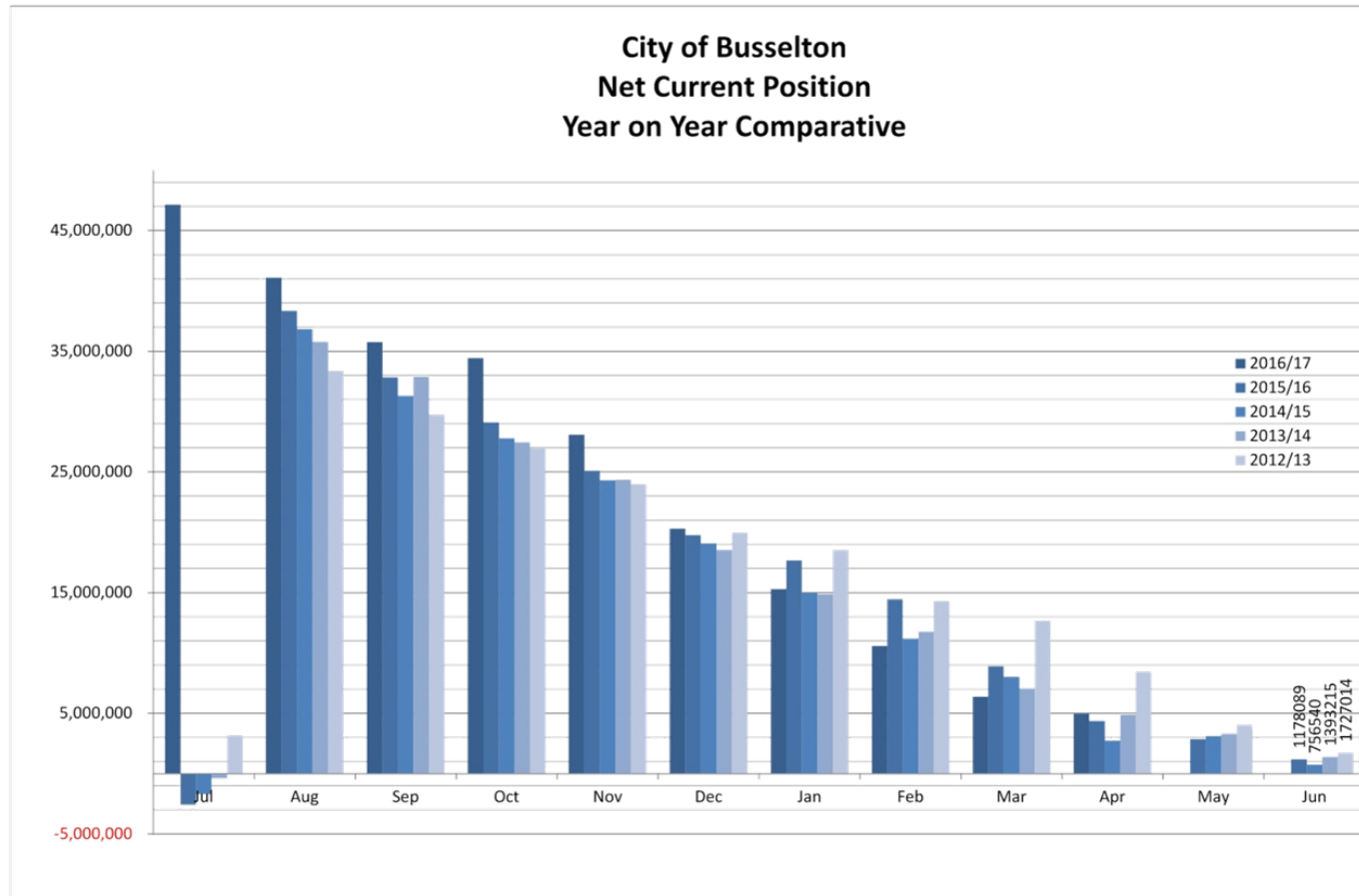
	2016/2017 Actual	2016/2017 Amended Budget YTD	2016/2017 Original Budget YTD	2016/2017 Amended Budget	2016/2017 Original Budget	2015/2016 Actual
	\$	\$	\$	\$	\$	\$
116 Professional Development Reserve						
Accumulated Reserves at Start of Year	77,905.02	77,905.02	77,905.02	77,905.02	77,905.02	74,239.77
Interest transfer to Reserves	0.00	0.00	0.00	0.00	0.00	3,017.55
Transfer from Muni	0.00	0.00	0.00	0.00	0.00	60,000.00
Transfer to Muni	(77,905.02)	(77,905.02)	(77,905.02)	(77,905.02)	(77,905.02)	(59,352.30)
	0.00	0.00	0.00	0.00	0.00	77,905.02
117 Road Asset Renewal Reserve						
Accumulated Reserves at Start of Year	328,823.05	328,823.05	328,823.05	328,823.05	328,823.05	118,257.47
Interest transfer to Reserves	0.00	0.00	0.00	0.00	0.00	22,424.25
Transfer from Muni	0.00	0.00	0.00	0.00	0.00	1,101,785.00
Transfer to Muni	(328,823.05)	(328,823.05)	(328,823.05)	(328,823.05)	(328,823.05)	(913,643.67)
	0.00	0.00	0.00	0.00	0.00	328,823.05
119 Sick Pay Incentive Reserve						
Accumulated Reserves at Start of Year	144,552.59	144,552.59	144,552.59	144,552.59	144,552.59	143,876.51
Interest transfer to Reserves	0.00	0.00	0.00	0.00	0.00	3,381.67
Transfer from Muni	0.00	0.00	0.00	0.00	0.00	0.00
Transfer to Muni	(144,552.59)	(144,552.59)	(144,552.59)	(144,552.59)	(144,552.59)	(6,333.01)
	0.00	0.00	0.00	0.00	0.00	144,552.59
120 Strategic Projects Reserve						
Accumulated Reserves at Start of Year	216,612.01	216,612.01	216,612.01	216,612.01	216,612.01	185,993.80
Interest transfer to Reserves	5,908.04	5,340.00	5,340.00	6,408.00	6,408.00	5,618.21
Transfer from Muni	20,830.00	20,830.00	20,830.00	25,000.00	25,000.00	25,000.00
Transfer to Muni	0.00	0.00	0.00	(60,000.00)	(60,000.00)	0.00
	242,450.05	242,782.01	242,782.01	188,020.01	188,020.01	216,612.01
121 Waste Management Facility and Plant Reserve						
Accumulated Reserves at Start of Year	7,613,254.10	7,613,254.10	7,613,254.10	7,613,254.10	7,613,254.10	8,134,428.23
Interest transfer to Reserves	192,041.17	138,070.00	138,070.00	165,684.00	165,684.00	288,437.31
Transfer from Muni	2,549,850.00	2,549,850.00	2,549,850.00	3,059,810.00	3,059,810.00	2,626,835.44
Transfer to Muni	(2,744,588.00)	0.00	0.00	(4,439,723.00)	(4,439,723.00)	(3,436,446.88)
	7,610,557.27	10,301,174.10	10,301,174.10	6,399,025.10	6,399,025.10	7,613,254.10
122 Port Geographe Development Reserve						
Accumulated Reserves at Start of Year	1,654,121.43	1,654,121.43	1,654,121.43	1,654,121.43	1,654,121.43	569,370.66
Interest transfer to Reserves	35,794.88	40,630.00	40,630.00	48,756.00	48,756.00	24,679.87
Transfer from Muni	0.00	0.00	0.00	0.00	0.00	1,066,000.00
Transfer to Muni	0.00	0.00	0.00	(245,510.00)	(245,510.00)	(5,929.10)
	1,689,916.31	1,694,751.43	1,694,751.43	1,457,367.43	1,457,367.43	1,654,121.43
123 Port Geographe Waterways Managment Reserve (SAR)						
Accumulated Reserves at Start of Year	3,454,443.12	3,454,443.12	3,454,443.12	3,454,443.12	3,454,443.12	3,265,183.14
Interest transfer to Reserves	76,951.03	85,200.00	85,200.00	102,240.00	102,240.00	98,070.29
Transfer from Muni	142,370.00	142,370.00	142,370.00	170,847.00	170,847.00	391,189.69
Transfer to Muni	0.00	(305,000.00)	(305,000.00)	(305,000.00)	(305,000.00)	(300,000.00)
	3,673,764.15	3,377,013.12	3,377,013.12	3,422,530.12	3,422,530.12	3,454,443.12
124 Workers Compensation Contingency Reserve						
Accumulated Reserves at Start of Year	273,142.25	273,142.25	273,142.25	273,142.25	273,142.25	265,277.30
Interest transfer to Reserves	6,420.44	6,740.00	6,740.00	8,088.00	8,088.00	7,864.95
Transfer from Muni	34,000.00	34,000.00	34,000.00	40,800.00	40,800.00	0.00
Transfer to Muni	0.00	0.00	0.00	(20,000.00)	(20,000.00)	0.00
	313,562.69	313,882.25	313,882.25	302,030.25	302,030.25	273,142.25

City of BusseltonReserves Movement ReportFor The Period Ending 30 April 2017

	2016/2017 Actual	2016/2017 Amended Budget YTD	2016/2017 Original Budget YTD	2016/2017 Amended Budget	2016/2017 Original Budget	2015/2016 Actual
	\$	\$	\$	\$	\$	\$
126 Province Landscape Maintenance Reserve (SAR)						
Accumulated Reserves at Start of Year	835,855.66	835,855.66	835,855.66	835,855.66	835,855.66	676,765.29
Interest transfer to Reserves	19,976.84	20,410.00	20,410.00	24,492.00	24,492.00	22,654.23
Transfer from Muni	120,990.00	120,990.00	120,990.00	145,190.00	145,190.00	136,436.14
Transfer to Muni	0.00	0.00	0.00	(117,120.00)	(117,120.00)	0.00
	<u>976,822.50</u>	<u>977,255.66</u>	<u>977,255.66</u>	<u>888,417.66</u>	<u>888,417.66</u>	<u>835,855.66</u>
127 Infrastructure Development Reserve						
Accumulated Reserves at Start of Year	2,007,644.66	2,007,644.66	2,007,644.66	2,007,644.66	2,007,644.66	2,311,812.74
Interest transfer to Reserves	46,570.26	61,530.00	61,530.00	73,836.00	73,836.00	74,547.89
Transfer from Muni	448,470.00	448,470.00	448,470.00	538,171.00	538,171.00	633,740.00
Transfer to Muni	0.00	0.00	0.00	(804,945.00)	(804,945.00)	(1,012,455.97)
	<u>2,502,684.92</u>	<u>2,517,644.66</u>	<u>2,517,644.66</u>	<u>1,814,706.66</u>	<u>1,814,706.66</u>	<u>2,007,644.66</u>
128 Vasse Newtown Landscape Maintenance Reserve (SAR)						
Accumulated Reserves at Start of Year	470,759.51	470,759.51	470,759.51	470,759.51	470,759.51	406,921.35
Interest transfer to Reserves	11,851.79	11,440.00	11,440.00	13,728.00	13,728.00	14,524.93
Transfer from Muni	133,740.00	133,740.00	133,740.00	160,489.00	160,489.00	152,009.48
Transfer to Muni	0.00	0.00	0.00	(273,785.00)	(273,785.00)	(102,696.25)
	<u>616,351.30</u>	<u>615,939.51</u>	<u>615,939.51</u>	<u>371,191.51</u>	<u>371,191.51</u>	<u>470,759.51</u>
129 Untied Grants Reserve						
Accumulated Reserves at Start of Year	0.00	0.00	0.00	0.00	0.00	1,109,692.00
Transfer to Muni	0.00	0.00	0.00	0.00	0.00	(1,109,692.00)
	<u>0.00</u>	<u>0.00</u>	<u>0.00</u>	<u>0.00</u>	<u>0.00</u>	<u>0.00</u>
130 Locke Estate Reserve						
Accumulated Reserves at Start of Year	64,000.00	64,000.00	64,000.00	64,000.00	64,000.00	0.00
Interest transfer to Reserves	1,637.88	1,480.00	1,480.00	1,776.00	1,776.00	0.00
Transfer from Muni	0.00	0.00	0.00	60,000.00	60,000.00	64,000.00
	<u>65,637.88</u>	<u>65,480.00</u>	<u>65,480.00</u>	<u>125,776.00</u>	<u>125,776.00</u>	<u>64,000.00</u>
131 Busselton Community Resource Centre						
Accumulated Reserves at Start of Year	92,178.36	92,178.36	92,178.36	92,178.36	92,178.36	63,513.21
Interest transfer to Reserves	2,343.97	2,250.00	2,250.00	2,700.00	2,700.00	2,384.86
Transfer from Muni	22,520.00	22,520.00	22,520.00	27,020.00	27,020.00	26,280.29
	<u>117,042.33</u>	<u>116,948.36</u>	<u>116,948.36</u>	<u>121,898.36</u>	<u>121,898.36</u>	<u>92,178.36</u>
132 CBD Enhancement Reserve						
Accumulated Reserves at Start of Year	50,404.28	50,404.28	50,404.28	50,404.28	50,404.28	14,489.92
Interest transfer to Reserves	1,536.69	1,240.00	1,240.00	1,488.00	1,488.00	1,114.36
Transfer from Muni	29,000.00	29,000.00	29,000.00	34,800.00	34,800.00	34,800.00
	<u>80,940.97</u>	<u>80,644.28</u>	<u>80,644.28</u>	<u>86,692.28</u>	<u>86,692.28</u>	<u>50,404.28</u>
133 Election, Valuation and Corporate Expenses Reserve						
Accumulated Reserves at Start of Year	174,169.07	174,169.07	174,169.07	174,169.07	174,169.07	35,798.78
Interest transfer to Reserves	6,014.37	4,290.00	4,290.00	5,148.00	5,148.00	3,475.49
Transfer from Muni	145,350.00	145,350.00	145,350.00	174,420.00	174,420.00	206,000.00
Transfer to Muni	0.00	0.00	0.00	(72,000.00)	(72,000.00)	(71,105.20)
	<u>325,533.44</u>	<u>323,809.07</u>	<u>323,809.07</u>	<u>281,737.07</u>	<u>281,737.07</u>	<u>174,169.07</u>
134 Civic and Administration Centre Construction Reserve						
Accumulated Reserves at Start of Year	12,782,915.12	12,782,915.12	12,782,915.12	12,782,915.12	12,782,915.12	18,501,923.83
Interest transfer to Reserves	160,468.90	194,850.00	194,850.00	194,850.00	194,850.00	466,958.22
Transfer to Muni	(10,100,000.00)	(12,977,765.00)	(12,977,765.00)	(12,977,765.00)	(12,977,765.00)	(6,185,966.93)
	<u>2,843,384.02</u>	<u>0.12</u>	<u>0.12</u>	<u>0.12</u>	<u>0.12</u>	<u>12,782,915.12</u>

City of BusseltonReserves Movement ReportFor The Period Ending 30 April 2017

	2016/2017 Actual	2016/2017 Amended Budget YTD	2016/2017 Original Budget YTD	2016/2017 Amended Budget	2016/2017 Original Budget	2015/2016 Actual
	\$	\$	\$	\$	\$	\$
136 Airport Marketing Reserve						
Accumulated Reserves at Start of Year	196,000.00	196,000.00	196,000.00	196,000.00	196,000.00	0.00
Interest transfer to Reserves	5,015.98	3,730.00	3,730.00	4,476.00	4,476.00	0.00
Transfer from Muni	0.00	0.00	0.00	0.00	0.00	196,000.00
	<u>201,015.98</u>	<u>199,730.00</u>	<u>199,730.00</u>	<u>200,476.00</u>	<u>200,476.00</u>	<u>196,000.00</u>
Various Building Asset Renewal Reserve						
Accumulated Reserves at Start of Year	1,493,038.06	1,493,038.06	1,493,038.06	1,493,038.06	1,493,038.06	1,409,407.53
Interest transfer to Reserves	33,083.94	38,390.00	38,390.00	46,068.00	46,068.00	48,784.11
Transfer from Muni	119,667.77	119,667.77	119,667.77	119,667.77	119,667.77	500,000.00
Transfer to Muni	(300,000.00)	(300,000.00)	(300,000.00)	(408,022.00)	(408,022.00)	(465,153.58)
	<u>1,345,789.77</u>	<u>1,351,095.83</u>	<u>1,351,095.83</u>	<u>1,250,751.83</u>	<u>1,250,751.83</u>	<u>1,493,038.06</u>
Various Community Development Contribution Reserve						
Interest transfer to Reserves	162,387.60	0.00	0.00	0.00	0.00	0.00
Transfer from Muni	8,302,671.90	7,764,543.94	7,764,543.94	7,964,543.94	7,964,543.94	0.00
Transfer to Muni	(300,000.00)	(249,796.00)	0.00	(2,482,871.00)	(2,053,075.00)	0.00
	<u>8,165,059.50</u>	<u>7,514,747.94</u>	<u>7,764,543.94</u>	<u>5,481,672.94</u>	<u>5,911,468.94</u>	<u>0.00</u>
Various Busselton Area Drainage and Waterways Improvement Reserve						
Interest transfer to Reserves	12,144.83	0.00	0.00	0.00	0.00	0.00
Transfer from Muni	594,564.05	383,803.62	383,803.62	383,803.62	383,803.62	0.00
Transfer to Muni	0.00	0.00	0.00	(85,000.00)	(85,000.00)	0.00
	<u>606,708.88</u>	<u>383,803.62</u>	<u>383,803.62</u>	<u>298,803.62</u>	<u>298,803.62</u>	<u>0.00</u>
Various Employee Entitlement Reserve						
Interest transfer to Reserves	64,612.33	54,950.00	54,950.00	65,940.00	65,940.00	0.00
Transfer from Muni	2,974,838.61	2,974,838.61	2,974,838.61	3,004,428.61	3,004,428.61	0.00
Transfer to Muni	0.00	0.00	0.00	(616,104.00)	(616,104.00)	0.00
	<u>3,039,450.94</u>	<u>3,029,788.61</u>	<u>3,029,788.61</u>	<u>2,454,264.61</u>	<u>2,454,264.61</u>	<u>0.00</u>
Various Infrastructure Asset Renewal Reserve						
Interest transfer to Reserves	49,941.73	68,180.00	68,180.00	81,816.00	81,816.00	0.00
Transfer from Muni	4,188,146.93	4,188,146.93	4,188,146.93	4,445,284.93	4,445,284.93	0.00
Transfer to Muni	(2,000,000.00)	(2,000,000.00)	(2,000,000.00)	(3,818,467.00)	(3,793,467.00)	0.00
	<u>2,238,088.66</u>	<u>2,256,326.93</u>	<u>2,256,326.93</u>	<u>708,633.93</u>	<u>733,633.93</u>	<u>0.00</u>
Various Joint Venture Aged Housing Reserve						
Interest transfer to Reserves	14,838.98	0.00	0.00	0.00	0.00	0.00
Transfer from Muni	726,457.38	726,457.38	726,457.38	831,057.38	831,057.38	0.00
	<u>741,296.36</u>	<u>726,457.38</u>	<u>726,457.38</u>	<u>831,057.38</u>	<u>831,057.38</u>	<u>0.00</u>
Various Public Art Reserve						
Interest transfer to Reserves	1,297.22	0.00	0.00	0.00	0.00	0.00
Transfer from Muni	93,060.00	0.00	0.00	0.00	0.00	0.00
	<u>94,357.22</u>	<u>0.00</u>	<u>0.00</u>	<u>0.00</u>	<u>0.00</u>	<u>0.00</u>
Total Cash Back Reserves	<u>48,524,359.48</u>	<u>47,111,565.09</u>	<u>47,361,361.09</u>	<u>35,452,697.09</u>	<u>36,274,411.09</u>	<u>46,024,063.38</u>
Summary Reserves						
Accumulated Reserves at Start of Year	46,024,063.38	46,024,063.38	46,024,063.38	46,024,063.38	46,024,063.38	49,145,982.34
Interest transfer to Reserves	1,127,723.78	944,850.00	944,850.00	1,094,850.00	1,094,850.00	1,485,933.39
Transfer from Muni	22,546,515.86	21,704,568.25	21,704,568.25	24,207,539.25	24,207,539.25	11,212,802.13
Transfer to Muni	(21,173,943.54)	(21,561,916.54)	(21,312,120.54)	(35,873,755.54)	(35,052,041.54)	(15,820,654.48)
Closing Balance	<u>48,524,359.48</u>	<u>47,111,565.09</u>	<u>47,361,361.09</u>	<u>35,452,697.09</u>	<u>36,274,411.09</u>	<u>46,024,063.38</u>





CITY OF BUSSELTON - INVESTMENT PERFORMANCE REPORT For the month of April 2017



11am Bank Account As at 30 April 2017

INSTITUTION	RATE	AMOUNT
ANZ 11am At Call Deposit	1.45%	\$ 5,500,000

Term Deposits - Miscellaneous Funds As at 30 April 2017

INSTITUTION	RATING	DAYS	MATURITY	RATE	AMOUNT
NAB	AA	270	05-May-17	2.78%	\$ 3,000,000
Bank of Queensland	BBB	151	09-May-17	2.75%	\$ 2,000,000
ANZ	AA	61	09-May-17	2.40%	\$ 2,500,000
NAB	AA	270	19-May-17	2.63%	\$ 3,000,000
ANZ	AA	89	25-May-17	2.45%	\$ 3,000,000
NAB	AA	90	30-May-17	2.50%	\$ 3,000,000
Westpac	AA	273	06-Jun-17	2.70%	\$ 5,000,000
ANZ	AA	120	16-Jun-17	2.45%	\$ 3,500,000
Westpac	AA	92	22-Jun-17	2.55%	\$ 1,500,000
Westpac	AA	92	30-Jun-17	2.50%	\$ 4,500,000
ANZ	AA	91	01-Jul-17	2.35%	\$ 3,000,000
NAB	AA	90	05-Jul-17	2.55%	\$ 3,000,000
Westpac	AA	91	16-Jul-17	2.42%	\$ 1,500,000
NAB	AA	90	19-Jul-17	2.53%	\$ 4,000,000
NAB	AA	90	26-Jul-17	2.53%	\$ 2,500,000
Rural Bank	A	180	08-Aug-17	2.60%	\$ 1,500,000
Bendigo	A	365	06-Sep-17	2.75%	\$ 3,000,000
Westpac	AA	365	06-Sep-17	2.90%	\$ 5,000,000
Bendigo	A	184	14-Sep-17	2.45%	\$ 1,000,000

Total of Term Deposits \$ 55,500,000

Foreshore Development Funds As at 30 April 2017

WA Treasury Corp. - Overnight Cash Deposit Facility	1.45%	\$ 1,523,241
Please note an additional \$2,757,364.44 is being held within the pool of term deposit funds		
Total		\$ 1,523,241

Airport Redevelopment Funds As at 30 April 2017

WA Treasury Corp. - Overnight Cash Deposit Facility	1.45%	\$ 2,475
WA Treasury Corp. - State Bonds 91 Days 27-Jul-17	1.65%	\$ 6,143,952
Total of Airport Redevelopment Funds - WATC		\$ 6,146,428

NAB	AA	150	04-May-17	2.70%	\$ 2,000,000
Westpac	AA	181	05-May-17	2.75%	\$ 4,000,000
ANZ	AA	151	05-May-17	2.70%	\$ 2,000,000
ANZ	AA	92	05-Jun-17	2.40%	\$ 4,000,000
Westpac	AA	182	05-Jun-17	2.71%	\$ 2,000,000
NAB	AA	92	07-Jun-17	2.50%	\$ 5,000,000
NAB	AA	90	03-Jul-17	2.55%	\$ 2,500,000
ANZ	AA	91	05-Jul-17	2.45%	\$ 3,500,000
Westpac	AA	274	05-Sep-17	2.76%	\$ 4,000,000
Total of Airport Redevelopment Funds - Bank Term Deposits					\$ 29,000,000

ANZ Cash Account	AA	NA	NA	1.50%	\$ 3,822,321
Total of Airport Redevelopment Funds - Other					\$ 3,822,321

Total of Airport Redevelopment Funds \$ 38,968,748

Interest Received 2015/16 \$ 609,666

Interest Received 2016/17 \$ 950,803

Interest Accrued but not yet Received \$ 211,839

Total Interest Airport Funds as at month's end \$ 1,772,308

(Note: Funds held with the WATC are in accordance with the Airport Redevelopment Funding Contract and are not held within the requirements of the City's Investment Policy 218)

SUMMARY OF ALL INVESTMENTS HELD	As at 1 year ago	As at 30 June 2016	As at 30 April 2017
---------------------------------	------------------	--------------------	---------------------

11am Bank Account	\$ 6,000,000	\$ 10,500,000	\$ 5,500,000
Term Deposits - Misc. Funds	\$ 66,000,000	\$ 56,000,000	\$ 55,500,000
Foreshore Development Funds - WATC	\$ 4,198,927	\$ 1,523,241	
Airport Redevelopment - WATC Deposits	\$ 36,457,650	\$ 36,458,479	\$ 6,146,428
Airport Redevelopment - Bank Term Deposit	\$ 4,000,000	\$ 4,000,000	\$ 29,000,000
Airport Redevelopment - Other Funds	\$ 5,375,702	\$ 5,176,467	\$ 3,822,321
Total of all Investments Held	\$ 117,833,352	\$ 116,333,873	\$ 101,491,990

TOTAL INTEREST RECEIVED AND ACCRUED \$ 1,750,324 \$ 1,889,516 \$ 1,400,917

INTEREST BUDGET \$ 1,592,712 \$ 1,737,500 \$ 1,244,850

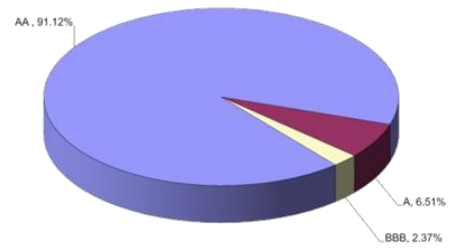
(Note: Interest figures relate to City general funds only and does not include interest allocated to specific areas such as the Airport Redevelopment)

Statement of Compliance with Council's Investment Policy 218

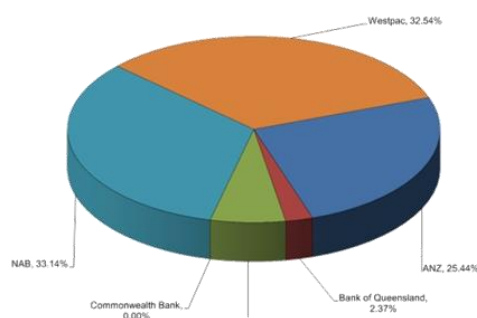
1. All funds are to be invested within legislative limits.	Fully Compliant
2. All individual funds held within the portfolio are not to exceed a set percentage of the total portfolio value.	Fully Compliant
3. The amount invested based upon the Fund's Rating is not to exceed the set percentages of the total portfolio.	Fully Compliant
4. The amount invested based upon the Investment Horizon is not to exceed the set percentages of the total portfolio.	Fully Compliant

Investment Graphs

Summary of Term Deposits by S & P Rating (Excludes WATC and 11am Cash Account Funds)



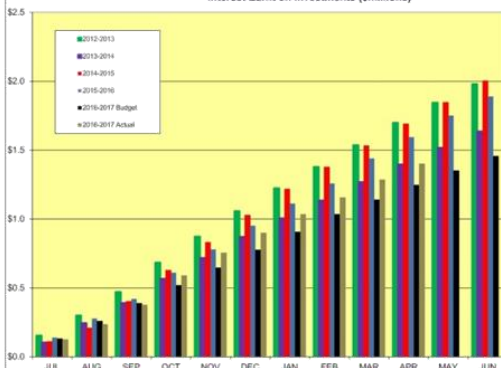
Summary of Term Deposits by Institution (Excludes WATC and 11am Cash Account Funds)



Balance of Investments (\$millions)



Interest Earnt on Investments (\$millions)



6.3 LIST OF PAYMENTS MADE - APRIL 2017

SUBJECT INDEX:	Financial Operations
STRATEGIC OBJECTIVE:	Governance systems, process and practices are responsible, ethical and transparent.
BUSINESS UNIT:	Finance and Corporate Services
ACTIVITY UNIT:	Finance and Corporate Services
REPORTING OFFICER:	Manager Financial Services - Kim Dolzadelli
AUTHORISING OFFICER:	Director, Finance and Corporate Services - Cliff Frewing
VOTING REQUIREMENT:	Simple Majority
ATTACHMENTS:	Attachment A List of Payments Made - April 2017 ↓

PRÉCIS

This report provides details of payments made from the City's bank accounts for the month of April 2017, for noting by the Council and recording in the Council Minutes.

BACKGROUND

The Local Government (Financial Management) Regulations require that when the Council has delegated authority to the Chief Executive Officer to make payments from the City's bank accounts, that a list of payments made is prepared each month for presentation to, and noting by, Council.

STATUTORY ENVIRONMENT

Section 6.10 of the Local Government Act and more specifically, Regulation 13 of the Local Government (Financial Management) Regulations; refer to the requirement for a listing of payments made each month to be presented to the Council.

RELEVANT PLANS AND POLICIES

NA.

FINANCIAL IMPLICATIONS

NA.

Long-term Financial Plan Implications

NA.

STRATEGIC COMMUNITY OBJECTIVES

This matter principally aligns with Key Goal Area 6 – 'Open and Collaborative Leadership' and more specifically Community Objective 6.1 – 'Governance systems, process and practices are responsible, ethical and transparent'.

RISK ASSESSMENT

NA.

CONSULTATION

NA.

OFFICER COMMENT

In accordance with regular custom, the list of payments made for the month of April 2017 is presented for information.

CONCLUSION

NA.

OPTIONS

NA.

TIMELINE FOR IMPLEMENTATION OF OFFICER RECOMMENDATION

NA.

OFFICER RECOMMENDATION

That the Council notes payment of voucher numbers M114173 – M114273, EF051686 – EF052149, T007332 – T007336, and DD003082 – DD003109; together totalling \$10,774,396.79.



LISTING OF PAYMENTS MADE
UNDER DELEGATED AUTHORITY
FOR THE MONTH OF APRIL 2017

Summary		
MUNICIPAL ACCOUNT		245,581.53
ELECTRONIC TRANSFER PAYMENTS		8,953,712.06
TRUST ACCOUNT		37,922.27
INTERNAL PAYMENT VOUCHERS		1,537,180.93
Total Payments		10,774,396.79

MUNICIPAL ACCOUNT - APRIL 2017

Date	Chq / Voucher	Name	Description	Amount
5/04/2017	114173	MJ & PG JOHNSTON	REFUND OF RATE OVERPAYMENT	918.66
5/04/2017	114174	OFFICE OF STATE REVENUE	REFUND OF RATE OVERPAYMENT	493.75
6/04/2017	114175	DENISE SANBROOK	ART SALES	12.60
6/04/2017	114176	OSCAR NEGUS	FIRE CONTROL OFFICER HONORARIUM	190.70
6/04/2017	114177	JULIE JONES	ART SALES	9.45
6/04/2017	114178	MR A GUTHRIE	FIRE CONTROL OFFICER HONORARIUM	572.55
6/04/2017	114179	B HUTCHINSON	REFUND OF ANIMAL TRAP BOND	100.00
6/04/2017	114180	LA RUSSO & DM CASTRILLI	REFUND OF RATE OVERPAYMENT	308.18
6/04/2017	114181	NATHAN BOOTH	REFUND TEMPORARY FOOD STALL FEE - NOT REQUIRED	40.00
6/04/2017	114182	D WEBB	REFUND NCC STAGE HIRE - BOOKING CANCELLED	50.00
6/04/2017	114183	S BUTLER	SPONSORSHIP - NATIONAL SWIMMING CHAMPS. ATTENDANCE	200.00
6/04/2017	114184	SW GROUP OF AFFILIATED AGRICULTURAL ASSOCS	SPONSORSHIP - PERTH ROYAL SHOW DISPLAY	250.00
6/04/2017	114185	S MARDEN	REFUND OF HOLIDAY HOME APPLICATION FEE - CANCELLED	354.00
6/04/2017	114186	CANCELLED	PROCESSING ERROR - CANCELLED	0.00
6/04/2017	114187	V & M COLLINS & B FLORENCA	CROSSOVER SUBSIDY PAYMENT	253.40

6/04/2017	114188	CITY OF BUSSELTON	SPONSORSHIP - WAIVER FEES FOR CRC HIRE	1,207.85
7/04/2017	114189	TELSTRA CORPORATION	COMMUNICATION SERVICES	12,596.47
7/04/2017	114190	SYNERGY	ELECTRICITY SUPPLIES	4,336.65
10/04/2017	114191	DAWS NOMINEES	REFUND OF RATE OVERPAYMENT	2,008.60
10/04/2017	114192	G GMELCH	REFUND OF RATE OVERPAYMENT	790.36
10/04/2017	114193	L DOUST	REFUND OF ANIMAL TRAP BOND	100.00
10/04/2017	114194	S MBEARD	REFUND FACILITY HIRE BOND - ARTGEO	180.00
10/04/2017	114195	AE & BL HOLMES	REFUND OF RATE OVERPAYMENT	288.70
10/04/2017	114196	FRANCESCA GOODE	REFUND BUILDING APPLICATION FEE - OVERPAYMENT	384.00
10/04/2017	114197	MELISSA LAMANNA	REFUND BUILDING PLAN SEARCH FEE - OVERPAYMENT	75.00
10/04/2017	114198	G & B BEASLEY	KOOKABURRA REFUND FEE	65.00
10/04/2017	114199	DEPT OF TRANSPORT	PURCHASE OF SPECIAL SERIES NUMBER PLATES	327.00
10/04/2017	114200	I FREW	KOOKABURRA REFUND FEE	15.00
11/04/2017	114201	ARTGEO PETTY CASH	PETTY CASH REIMBURSEMENT	98.30
11/04/2017	114202	J MILSON	REFUND OF ANIMAL TRAP BOND	100.00
	114203 - 114206	CANCELLED	PROCESSING ERROR - CANCELLED	0.00
12/04/2017	114207	CITY OF BUSSELTON - PETTY CASH	PETTY CASH REIMBURSEMENT	518.95
12/04/2017	114208	DUNSBOROUGH PUBLIC LIBRARY - PETTY CASH	PETTY CASH REIMBURSEMENT	87.35
	114209 - 114215	CANCELLED	PROCESSING ERROR - CANCELLED	0.00
13/04/2017	114216	BUSSELTON WATER CORPORATION	WATER SERVICES	12,325.70
	114217	CANCELLED	PRINTING ERROR	0.00
13/04/2017	114218	WATER CORPORATION	WATER SERVICES	894.74
13/04/2017	114219	SYNERGY	ELECTRICITY SUPPLIES	65,228.07
	114220	CANCELLED	PRINTING ERROR	0.00
13/04/2017	114221	LANDGATE CUSTOMER ACCOUNT	LANDGATE LEASE REGISTRATION FEES	165.80
13/04/2017	114222	CITY OF BUSSELTON	VARIOUS STAFF REIMBURSEMENTS	3,062.98
13/04/2017	114223	CALLOWS CORNER NEWS	STAFF SOCIAL CLUB - LOTTO	308.00
21/04/2017	114224	CHURCHLANDS HOLDINGS PTY LTD	REFUND LANDSCAPING BOND - MCLACHLAN RIDGE	22,965.00
21/04/2017	114225	BAMBIL PTY LTD	REFUND ROAD MAINTENANCE BOND - CLYDEBANK AVE	13,396.85
21/04/2017	114226	BOYANYP GRAZING CO PTY LTD	REFUND ROAD MAINTENANCE BOND - CLYDEBANK AVE	19,278.40
21/04/2017	114227	TELSTRA CORPORATION	COMMUNICATION SERVICES	9,214.27
21/04/2017	114228	WATER CORPORATION	WATER SERVICES	24,072.35
21/04/2017	114229	SYNERGY	ELECTRICITY SUPPLIES	1,846.45
21/04/2017	114230	TANGENT NOMINEES PTY LTD	REFUND OF RATE OVERPAYMENT	947.08
21/04/2017	114231	DG BERGLUND	REFUND OF RATE OVERPAYMENT	522.92
21/04/2017	114232	SCHOOL OF SPECIAL EDUCATION NEEDS	REFUND OF FACILITY HIRE BONDS - YOUTH CENTRE	285.00
21/04/2017	114233	J LEE	REFUND OF ANIMAL TRAP BOND	100.00
21/04/2017	114234	ADVOCACY SOUTH WEST	REFUND OF FACILITY HIRE BOND - CRC	200.00
21/04/2017	114235	PERTH REVIVAL FELLOWSHIP	REFUND OF FACILITY HIRE BOND - CRC	200.00
21/04/2017	114236	REAL HEALTHY KIDS	REFUND OF FACILITY HIRE BOND - CRC	200.00
21/04/2017	114237	INTELLIFE GROUP	REFUND OF FACILITY HIRE BOND - CRC	200.00

21/04/2017	114238	DEPT OF PLANNING	REFUND OF FACILTY HIRE BOND - CRC	200.00
21/04/2017	114239	K BOCK	REFUND OF FACILTY HIRE BOND - CHURCHILL PARK HALL	185.00
21/04/2017	114240	S EFSEAFF	REFUND OF FACILTY HIRE BOND - YALLINGUP HALL	185.00
21/04/2017	114241	SILVER CHAIN	REFUND OF FACILTY HIRE BOND - CRC	200.00
21/04/2017	114242	DEPT OF WATER	REFUND OF FACILTY HIRE BOND - CRC	200.00
21/04/2017	114243	ACTIV FOUNDATION INC	REFUND OF FACILTY HIRE BOND - CRC	200.00
21/04/2017	114244	CAPE ABILITIES	REFUND OF FACILTY HIRE BOND - CHURCHILL PARK HALL	185.00
21/04/2017	114245	B FAY	KOOKABURRA REFUND FEE	30.00
21/04/2017	114246	GEOGRAPHE BAY TABLE TENNIS CLUB	REFUND OF KEY BOND - YOUTH CENTRE	50.00
	114247-114248	CANCELLED	PROCESSING ERROR - CANCELLED	0.00
21/04/2017	114249	DEPARTMENT OF TRANSPORT	COMMUNITY JETTY RENEWAL FEES	547.40
21/04/2017	114251	CITY OF BUSSELTON	CORRECTION OF DA16/0059 PAYMENT	1,530.00
21/04/2017	114252	CANCELLED	PROCESSING ERROR - CANCELLED	0.00
21/04/2017	114253	DEPARTMENT OF TRANSPORT	PURCHASE OF SPECIAL SERIES NUMBER PLATES	327.00
21/04/2017	114254	CITY OF BUSSELTON	CORRECTION BPAY HA16/0378 PAYMENT	722.00
21/04/2017	114255	ARTGEO PETTY CASH	PETTY CASH REIMBURSEMENT	84.36
21/04/2017	114256	N WHITELY	NCC REFUND VACATION CARE FEE	17.04
	114257	CANCELLED	PROCESSING ERROR - CANCELLED	0.00
21/04/2017	114258	LA SCHOPPE	REFUND OF ANIMAL TRAP BOND	100.00
27/04/2017	114259	CITY OF BUSSELTON	VARIOUS STAFF REIMBURSEMENTS	2,979.05
27/04/2017	114260	CALLOWS CORNER NEWS	STAFF SOCIAL CLUB - LOTTO	310.00
27/04/2017	114261	TERRY WHITE CHEMIST	FIRST AID SUPPLIES - ARTGEO	123.29
27/04/2017	114262	CANCELLED	PROCESSING ERROR - CANCELLED	0.00
27/04/2017	114263	BUSSELTON WATER CORPORATION	WATER SERVICES	1,666.80
27/04/2017	114264	BUSSELTON MEDICAL PRACTICE	EMPLOYEE MEDICAL SERVICES	275.00
27/04/2017	114265	WATER CORPORATION	WATER SERVICES	2,780.38
27/04/2017	114266	CLEANAWAY	WASTE MANAGEMENT SERVICES - WASTE FACILITIES	6,358.00
27/04/2017	114267	SHIRE OF DARDANUP	ANNUAL CONTRACT PAYMENT - SYRSIDYNIX LIBRARY SYSTEM	10,330.43
27/04/2017	114268	SYNERGY	ELECTRICITY SUPPLIES	11,939.65
	114269-114270	CANCELLED	PROCESSING ERROR - CANCELLED	0.00
12/04/2017	114271	J HULL	REFUND DOG REGISTRATION - NOW STERILISED	150.00
26/04/2017	114272	M WELLS	REFUND DOG REGISTRATION - NOW STERILISED	75.00
28/04/2017	114273	SOUTHERN CROSS AUSTERIO	ADVERTISING - BUSSELTON FRINGE FESTIVAL	1,485.00
				<u>245,581.53</u>

ELECTRONIC TRANSFER PAYMENTS - APRIL 2017

Date	EFT	Name	Description	Amount
7/04/2017	EF051686	ATCO GAS AUSTRALIA	GAS SERVICES - DATA EXTRACT	261.47
7/04/2017	EF051687	DENNIS HADDON	ART SALES	31.50
7/04/2017	EF051688	CR. G BLEECHMORE	COUNCILLOR PAYMENT	2,382.50
7/04/2017	EF051689	CR. G HENLEY	COUNCILLOR PAYMENT	8,427.25

7/04/2017	EF051690	CR. T BEST	COUNCILLOR PAYMENT	2,382.50
7/04/2017	EF051691	PHIL HOLLETT PHOTOGRAPHY	ART SALES	133.35
7/04/2017	EF051692	PETER STARK	FIRE CONTROL OFFICER HONORARIUM	381.40
7/04/2017	EF051693	CHRIS PAYNE	FIRE CONTROL OFFICER HONORARIUM	190.70
7/04/2017	EF051694	ELIZABETH ROYCE	ART SALES	105.00
7/04/2017	EF051695	CR. J McCALLUM	COUNCILLOR PAYMENT	2,382.50
7/04/2017	EF051696	CR. C TARBOTTON	COUNCILLOR PAYMENT	11,067.75
7/04/2017	EF051697	DOROTHY SADDLETON	ART SALES	28.00
7/04/2017	EF051698	ANDERS HAMMARSTROM	ART SALES	31.50
7/04/2017	EF051699	MARGARET PARKE	ART SALES	115.50
7/04/2017	EF051700	CR. R BENNETT	COUNCILLOR PAYMENT	2,382.50
7/04/2017	EF051701	PANCAKE DESIGNS RESIN	ART SALES	324.80
7/04/2017	EF051702	MEROME DARVILL	ART SALES	10.50
7/04/2017	EF051703	KLEENIT PTY LTD	GRAFFITI REMOVAL SERVICE	836.55
7/04/2017	EF051704	OCEAN AIR CARPET CARE	CLEANING SERVICES - VARIOUS BUILDINGS	4,529.25
7/04/2017	EF051705	CR. R REEKIE	COUNCILLOR PAYMENT	2,382.50
7/04/2017	EF051706	CR. R PAINE	COUNCILLOR PAYMENT	2,382.50
7/04/2017	EF051707	CR. P CARTER	COUNCILLOR PAYMENT	2,382.50
7/04/2017	EF051708	ZIGGY ALBERTS	REFUND OF FACILITY HIRE BOND - YALLINGUP HALL	185.00
7/04/2017	EF051709	MEND CONSULTING PTY LTD	ENGINEERING CONSULTANCY - GLC POOL INSPECTIONS	3,124.00
7/04/2017	EF051710	BUILDING DESIGN SOUTH WEST	BUILDING DESIGN SERVICE - PT PICQUET ABLUTIONS	1,760.00
7/04/2017	EF051711	CLEANAWAY SOLID WASTE PTY LTD	WASTE DISPOSAL SERVICES	376.21
7/04/2017	EF051712	NAOMI EBERT	ART SALES	63.00
7/04/2017	EF051713	JENNIFER BROWN	ART SALES	66.50
7/04/2017	EF051714	ELAMOORE NATURAL SOAPS & COSMETICS PTY LTD	ART SALES	71.40
7/04/2017	EF051715	BIRD SOFF	BIRD DETERRENTS - BUSSELTON AIRPORT	889.90
7/04/2017	EF051716	DOUGLAS CHAMBERS	ART SALES	858.00
7/04/2017	EF051717	HANSON PROPERTY PTY LTD	REFUND OF RATE OVERPAYMENTS	1,068.00
7/04/2017	EF051718	PETER ADAMS PMA MAINTENANCE	MAINTENANCE SERVICES	400.00
7/04/2017	EF051719	THE LITERATURE CENTRE	CONFERENCE ATTENDANCE - BUSSELTON LIBRARY	520.00
7/04/2017	EF051720	WA LIBRARY SUPPLIES	LIBRARY RESOURCES	224.85
7/04/2017	EF051721	MARK LUKE	ART SALES	665.00
7/04/2017	EF051722	DJ & CJ CUMMINS	REFUND OF RATE OVERPAYMENT	76.53
7/04/2017	EF051723	KATHLEEN MCGOLDRICK	REFUND OF INSTALLATION BOND	500.00
7/04/2017	EF051724	L & J HIGHAM	KOOKABURRA REFUND FEE	46.50
7/04/2017	EF051725	STEVEN GASK	REFUND OF RATE OVERPAYMENT	796.12
7/04/2017	EF051726	ROYAL LIFE SAVING SOCIETY - AUSTRALIA	TRAINING SERVICES - GLC	260.00
7/04/2017	EF051727	YALLINGUP COASTAL VOLUNTEER BUSHFIRE BRIGADE	PETTY CASH REIMBURSEMENT	172.90
7/04/2017	EF051728	VASSE BUSHFIRE BRIGADE	PETTY CASH REIMBURSEMENT	177.98
7/04/2017	EF051729	YALLINGUP RURAL BUSHFIRE BRIGADE	PETTY CASH REIMBURSEMENT	681.41
7/04/2017	EF051730	TOTAL EDEN PTY LTD	PUMP STATION WORKS - CHURCHILL PARK	218,814.75

7/04/2017	EF051731	COLES	COUNCIL, STAFF & GLC REFRESHMENTS	612.22
7/04/2017	EF051732	INNOVEST CONSTRUCTION	CONSTRUCTION SERVICES - MILNE ST PAVILLION CLAIM # 4	184,174.00
7/04/2017	EF051733	SURVCON PTY LTD	SURVEY SERVICES - BUSSELTON WASTE FACILITY	544.50
7/04/2017	EF051734	LEONIE MACLEAN	ART SALES	3.50
7/04/2017	EF051735	OWEN G ISBEL	ART SALES	300.80
7/04/2017	EF051736	WENDY SLEE	ART SALES	49.00
7/04/2017	EF051737	TRADE SALES	TRANSPORT CAGE SUPPLIER - BUSSELTON WASTE FACILITY	2,006.40
7/04/2017	EF051738	CELIA CLARE	ART SALES	198.40
13/04/2017	EF051739	HIF	HEALTH INSURANCE	215.55
13/04/2017	EF051740	PAY-PLAN PTY LTD	SALARY PACKAGING	18,471.42
13/04/2017	EF051741	RENTAL MANAGEMENT AUSTRALIA PTY LTD	RENTAL LEASE AGREEMENT	800.00
13/04/2017	EF051742	GR & LC CHRISTIAN	RENTAL LEASE AGREEMENT	1,200.00
13/04/2017	EF051743	AUSTRALIAN TAXATION OFFICE	PAYG TAXATION	207,995.00
13/04/2017	EF051744	AUSTRALIAN SERVICES UNION	UNION FEES	79.05
13/04/2017	EF051745	HBH HEALTH LIMITED	MEDICAL INSURANCE	489.35
13/04/2017	EF051746	LOCAL GOV'T RACE COURSE & CEMETERY EMPLOYEES	UNION FEES	420.26
13/04/2017	EF051747	DEPUTY CHILD SUPPORT REGISTRAR	SALARY DEDUCTIONS	778.13
13/04/2017	EF051748	CITY OF BUSSELTON-SOCIAL CLUB	SOCIAL CLUB REIMBURSEMENT	190.00
13/04/2017	EF051749	STAFF CHRISTMAS CLUB	PAYROLL DEDUCTIONS	3,907.18
13/04/2017	EF051750	CLICKSUPER	SUPERANNUATION	158,246.94
13/04/2017	EF051751	SARAH PIERSON	STAFF REIMBURSEMENT - FUEL	40.00
13/04/2017	EF051752	TOTAL GREEN RECYCLING	RECYCLING E-WASTE SERVICES	370.43
13/04/2017	EF051753	GREG JAMES SCULPTURE	SPANISH SETTLER SCULPTURE, SETTLEMENT ART PROJECT CLAIM #1	58,029.40
13/04/2017	EF051754	PAY-PLAN PTY LTD	SALARY PACKAGING	229.71
13/04/2017	EF051755	ERTECH PTY LTD	BMRA AIRSIDE D&C CONTRACTOR	3,184,130.39
13/04/2017	EF051756	POLYLINK	RETICULATION SUPPLIES	957.00
13/04/2017	EF051757	OCEAN AIR CARPET CARE	CLEANING SERVICES - VARIOUS BUILDINGS	3,732.85
13/04/2017	EF051758	CR. R REEKIE	COUNCILLOR REIMBURSEMENT	19.22
13/04/2017	EF051759	STORE DJ	LIGHTING SUPPLIER - ADMIN BLDNG FUNCTION ROOM	438.00
13/04/2017	EF051760	RIDER LEVETT BUCKNALL WA PTY LTD	QUANTITY SURVEY SERVICES - BMRA	11,000.00
13/04/2017	EF051761	PRO CONSTRUCT	BUILDING CONSTRUCTION SERVICES - YOUTH BUILDING CLAIM # 3	141,947.00
13/04/2017	EF051762	HELEN VAN HOOYVANK	KOOKABURRA REFUND FEE	65.00
13/04/2017	EF051763	STEPHEN ATKINSON	KOOKABURRA REFUND FEE	66.00
14/04/2017	EF051764	CANCELLED	PROCESSING ERROR - CANCELLED	0.00
13/04/2017	EF051765	GENEVIEVE MORRISSEY	CRCYALLINGUP HALL	564.50
13/04/2017	EF051766	MICHAEL GRIFFITHS	RENT OF TRADING IN PUBLIC PLACES FEE - CANCELLED	150.00
13/04/2017	EF051767	DOTS POTS & OFFICE FURNITURE	OFFICE FURNITURE SUPPLIER - COUNCIL CHAIRS	6,130.00
13/04/2017	EF051768	DUNSBOROUGH VOLUNTEER BUSHFIRE BRIGADE	PETTY CASH REIMBURSEMENT	330.52
13/04/2017	EF051769	BGC CONSTRUCTION PTY LTD	CONSTRUCTION SERVICES - ADMIN BUILDING CLAIM # 11	1,434,976.32
13/04/2017	EF051770	CURTIN UNIVERSITY OF TECHNOLOGY	TRAINING SERVICES - GLC	833.00
13/04/2017	EF051771	BRAD SCOTT ELECTRICS	ELECTRICAL SERVICES - VARIOUS	5,013.50

13/04/2017	EF051772	BUSSELTON STATE EMERGENCY SERVICE	PETTY CASH REIMBURSEMENT	1,113.82
13/04/2017	EF051773	COLES	COUNCIL, STAFF & GLC REFRESHMENTS	298.95
13/04/2017	EF051774	SUSSEX BUSHFIRE BRIGADE	PETTY CASH REIMBURSEMENT	243.85
18/04/2017	EF051775	GRAVITY	VACATION CARE EXCURSION - GLC	1,207.50
21/04/2017	EF051776	LEEUEWIN CIVIL PTY LTD	HIRE EQUIPMENT & CONSTRUCTION SERVICES - VARIOUS	129,124.43
21/04/2017	EF051777	FIRST CLASS TRAINING	EMPLOYEE TRAINING SERVICES	630.00
21/04/2017	EF051778	MCG ARCHITECTS PTY LTD	ADMIN BUILDING - ARCHITECTURAL SERVICES	16,614.40
21/04/2017	EF051779	ANGELA GRIFFIN	STAFF REIMBURSEMENT - YOUTH FESTIVAL SUPPLIES	103.50
21/04/2017	EF051780	IMPELTEC PTY LTD	SOFTWARE SERVICES	3,669.60
21/04/2017	EF051781	STEVES TRANSPORTABLES	FREIGHT SERVICES	1,743.50
21/04/2017	EF051782	SHAPE MANAGEMENT	CONSULTANCY SERVICES FOR MAJOR PROJECTS	24,805.00
21/04/2017	EF051783	NATURALISTE TRAVEL	TRAVEL EXPENSES - TRAINING	744.65
21/04/2017	EF051784	GREG MILLER	STAFF REIMBURSEMENT - TRAINING	252.09
21/04/2017	EF051785	ANDREW PEARCE	STAFF REIMBURSEMENT - INTERNET	279.80
21/04/2017	EF051786	WHEELBITE	SPONSORSHIP - WHEELBITE SKATE COMPETITION	2,000.00
21/04/2017	EF051787	JENNIFER LIBBY-JACKSON	STAFF REIMBURSEMENT - POSTAGE	24.80
21/04/2017	EF051788	ECOSOL PTY LTD	STORMWATER POLLUTANT TRAPS - LAYMAN ROAD	64,042.00
21/04/2017	EF051789	JUSTIN BIGGAR	STAFF REIMBURSEMENT - FUEL	51.49
21/04/2017	EF051790	JAZZ BY THE BAY ASSOCIATION INC	GRANT FUNDING - JAZZ BY THE BAY 2017	55,000.00
21/04/2017	EF051791	ROSS CHAMBERS	REFUND OF RATE OVERPAYMENT	497.00
21/04/2017	EF051792	ALICIA EDWARDS	REFUND ANIMAL TRAP BOND	100.00
21/04/2017	EF051793	BLACKWOODS	FLEET CONSUMABLES & MAINTENANCE PARTS	1,950.00
21/04/2017	EF051794	BUNNINGS BUILDING SUPPLIES	HARDWARE SUPPLIES	108.58
21/04/2017	EF051795	COLES	COUNCIL, STAFF & GLC REFRESHMENTS	613.11
21/04/2017	EF051796	BAREFOOT BOOKS	LIBRARY RESOURCES	275.12
21/04/2017	EF051797	SUSSEX BUSHFIRE BRIGADE	PETTY CASH REIMBURSEMENT	1,000.00
21/04/2017	EF051798	BURKE AIR	AIR CONDITIONING SERVICES - GLC	420.64
21/04/2017	EF051799	CITY AND REGIONAL FUELS	FUEL SERVICES	4,723.92
27/04/2017	EF051800	HIF	HEALTH INSURANCE	229.40
27/04/2017	EF051801	PAY-PLAN PTY LTD	SALARY PACKAGING	17,661.35
27/04/2017	EF051802	RENTAL MANAGEMENT AUSTRALIA PTY LTD	RENTAL LEASE AGREEMENT	800.00
27/04/2017	EF051803	GR & LC CHRISTIAN	RENTAL LEASE AGREEMENT	1,200.00
27/04/2017	EF051804	AUSTRALIAN TAXATION OFFICE	PAYG TAXATION	204,566.00
27/04/2017	EF051805	AUSTRALIAN SERVICES UNION	UNION FEES	79.05
27/04/2017	EF051806	HBF HEALTH LIMITED	MEDICAL INSURANCE	527.55
27/04/2017	EF051807	LOCAL GOV'T RACE COURSE & CEMETERY EMPLOYEES	UNION FEES	420.26
27/04/2017	EF051808	DEPUTY CHILD SUPPORT REGISTRAR	SALARY DEDUCTIONS	778.13
27/04/2017	EF051809	CITY OF BUSSELTON-SOCIAL CLUB	SOCIAL CLUB REIMBURSEMENT	198.00
27/04/2017	EF051810	STAFF CHRISTMAS CLUB	PAYROLL DEDUCTIONS	3,907.18
27/04/2017	EF051811	CLICKSUPER	SUPERANNUATION	149,449.85
27/04/2017	EF051812	WALGA	WALGA TRAINING SERVICES	2,366.00

27/04/2017	EF051813	RED CHERRY DESIGN STUDIO	GRAPHIC DESIGN SERVICES - WALK CYCLE PROJECT	1,670.00
27/04/2017	EF051814	TRAFFIC FORCE	TRAFFIC MANAGEMENT SERVICES - VARIOUS LOCATIONS	34,723.61
27/04/2017	EF051815	POSSUM CENTRE BUSSELTON	POSSUM WELFARE AWARENESS RESOURCES	640.00
27/04/2017	EF051816	DEPARTMENT OF PREMIER & CABINET STATE LAW PUBLISH	ADVERTISING SERVICES - RATES	100.80
27/04/2017	EF051817	HARLEY DYKSTRA	CONTOUR SURVEY REPORT - BMRRRA	861.30
27/04/2017	EF051818	ROAD SIGNS AUSTRALIA	SIGNAGE SUPPLIES	3,018.62
27/04/2017	EF051819	ANDIMAPS	ADVERTISING SERVICES - HEALTH	657.00
27/04/2017	EF051820	YALLINGUP LANDSCAPES	LIMESTONE SHEETING SERVICES - EAGLE BAY TRAILS	18,518.50
27/04/2017	EF051821	BOSS OFFICE CHOICE	STATIONERY SUPPLIER	2,569.34
27/04/2017	EF051822	SAFEROADS PTY LTD	TRAFFIC CALMING DEVICES - CHEIFTAN CRES, DUNSBOROUGH	3,300.00
27/04/2017	EF051823	MULTICLEAN WA PTY LTD	CLEANING SERVICES - VARIOUS BUILDINGS	78,548.66
27/04/2017	EF051824	CLEVERPATCH	VACATION CARE SUPPLIES - GLC	153.91
27/04/2017	EF051825	BUSSELTON HYDRAULIC SERVICES INC	HYDRAULIC SERVICES	877.98
27/04/2017	EF051826	INSTRUMENT CHOICE	ENVIRONMENTAL HEALTH SUPPLIES	51.70
27/04/2017	EF051827	PEOPLE SENSE PTY LTD	PROFESSIONAL SERVICES - DUTIES ANALYSIS	412.50
27/04/2017	EF051828	WEST AUSTRALIAN CAR CLUB (INC.)	GRANT FUNDING - QUIT FORREST RALLY 2017	13,750.00
27/04/2017	EF051829	BUSSELTON NETBALL ASSOCIATION	KIDSPORT VOUCHERS	4,565.00
27/04/2017	EF051830	JIGSAW SIGNS & PRINT	SIGNAGE SERVICES - VARIOUS	2,396.70
27/04/2017	EF051831	BUNBURY TRUCKS	PLANT PURCHASES / SERVICES / PARTS	7,624.13
27/04/2017	EF051832	COMBINED TEAM SERVICES	TRAINING SERVICES	950.00
27/04/2017	EF051833	STOCKER PRESTON	STRATA LEVY FEES & WATER CONSUMPTION	2,323.14
27/04/2017	EF051834	EXECUTIVE ELECTRICAL	ELECTRICAL SERVICES - BUSH FIRE BRIGADE BUILDINGS	2,154.90
27/04/2017	EF051835	AR PLUMBING & GAS SERVICE	PLUMBING SERVICES	333.30
27/04/2017	EF051836	ARBOR GUY	TREE MAINTENANCE SERVICES - VARIOUS	4,730.00
27/04/2017	EF051837	TOLL IPEC PTY LTD	COURIER SERVICES	56.71
27/04/2017	EF051838	RNM CARPENTRY	CARPENTRY SERVICES - GLC	2,137.30
27/04/2017	EF051839	NAOMI SEARLE	STAFF REIMBURSEMENT - INTERNET	158.00
27/04/2017	EF051840	BROWNES DAIRY	GLC KIOSK SUPPLIES	629.93
27/04/2017	EF051841	DEPARTMENT OF TRANSPORT	VEHICLE OWNERSHIP SEARCHES	415.80
27/04/2017	EF051842	LANDSAVE ORGANICS	COMPOST SUPPLIER - VARIOUS LOCATIONS	5,217.85
27/04/2017	EF051843	HOLCIM (AUSTRALIA) PTY LTD	AGGREGATE SUPPLY FOR DRAINAGE WORKS - DAWSON DR, YALL.	2,833.38
27/04/2017	EF051844	PRIME INDUSTRIAL PRODUCTS PTY LTD	SAFETY EQUIPMENT & HARDWARE SUPPLIER	1,641.07
27/04/2017	EF051845	SCOUTS ASSOCIATION OF WA	KIDSPORT VOUCHER	400.00
27/04/2017	EF051846	BEACON EQUIPMENT	HARWARE SUPPLIER - CHAIN & BARS, DEPOT STORE	1,369.00
27/04/2017	EF051847	PROFESSIONAL CABLING	AUDIO CABLING SERVICES - ADMIN BUILDING	7,425.00
27/04/2017	EF051848	ORANA CINEMAS BUSSELTON	VACATION CARE EXCURSION - NCC	180.00
27/04/2017	EF051849	ST JOHN AMBULANCE	TRAINING SERVICES	845.00
27/04/2017	EF051850	BRIDGESTONE	TYRE SERVICES	520.92
27/04/2017	EF051851	WA EXTERNAL SOLUTIONS	GUTTER MAINTENANCE & REPAIRS - GLC	4,070.00
27/04/2017	EF051852	HEATLEYS SAFETY & INDUSTRIAL	SAFETY EQUIPMENT	881.24
27/04/2017	EF051853	SAINTS JUNIOR FOOTBALL CLUB - BUSSELTON	KIDSPORT VOUCHERS	813.00

27/04/2017	EF051854	GEO METALS	SHEET METAL SERVICES - DOOR TRACKS, DUNSBOROUGH DEPOT	1,980.00
27/04/2017	EF051855	BUSSELTON JUNIOR SOCCER CLUB	KIDSPORT VOUCHERS	2,683.00
27/04/2017	EF051856	AUSQ TRAINING	TRAINING SERVICES - TRAFFIC MANAGEMENT	2,552.00
27/04/2017	EF051857	GEOGRAPHE FORD - BUSSELTON	VEHICLE PURCHASES / SERVICES / PARTS	412.00
27/04/2017	EF051858	VORGE PTY LTD	PRO SHOP SUPPLIES - GLC	683.10
27/04/2017	EF051859	COUNTRY WOMENS HOCKEY CLUB	KIDSPORT VOUCHERS	355.00
27/04/2017	EF051860	SAGE CONSULTING ENGINEERS PTY LTD	LIGHTING AUDIT - DUNSBOROUGH PLAYING FIELDS	3,850.00
27/04/2017	EF051861	ENVIRONEX INTERNATIONAL PTY LTD	POOL CHEMICALS FOR GLC	3,417.74
27/04/2017	EF051862	COMPLETE PORTABLES	HIRE OF PORTABLE EQUIPMENT	964.06
27/04/2017	EF051863	ANNA FOLEY	TRAINING SERVICES - WELLNESS SEMINAR	450.00
27/04/2017	EF051864	COVS PARTS PTY LTD	AUTOMOTIVE PARTS	96.32
27/04/2017	EF051865	GEOSPREAD	GREEN WASTE MULCHING	29,957.40
27/04/2017	EF051866	ACE ANTENNAS	ANTENNA REPAIR SERVICE	165.00
27/04/2017	EF051867	INFRASTRUCTURE INTEGRITY SERVICES	SEWER ACCESS SERVICES - MARINE TCE	5,324.00
27/04/2017	EF051868	JOHN STRICKLAND	LIGHTING AND SOUND SERVICES - YOUTH FEST	935.00
27/04/2017	EF051869	CRANEFORD PLUMBING PTY LTD	PLUMBING SERVICES - GLC HEAT EXCHANGER, ATU SERVICES	24,886.40
27/04/2017	EF051870	LUV A LOLLY	CONFECTIONERY FOR KIOSK - GLC	171.25
27/04/2017	EF051871	FREESTYLE NOW	YOUTH PROGRAM DELIVERY SERVICES	3,740.00
27/04/2017	EF051872	HERRON TODD WHITE (SOUTH WEST WA) PTY LTD	PROPERTY VALUATIONS	1,650.00
27/04/2017	EF051873	BUKIDO TAIJUTSU	KIDSPORT VOUCHERS	1,800.00
27/04/2017	EF051874	SPILL STATION AUSTRALIA PTY LTD	CHEMICAL SPILL CONTAINMENT SUPPLIES	216.92
27/04/2017	EF051875	CLANCY'S FISH PUB DUNSBOROUGH	SPONSORSHIP - SALMON FEST 2017	1,650.00
27/04/2017	EF051876	DANIEL FRITCHLEY	DRAFTING SERVICES - BUSSELTON FORESHORE & VARIOUS	9,530.00
27/04/2017	EF051877	SPHERE LEGAL PTY LTD	DEBT COLLECTION LEGAL SERVICES	9,369.50
27/04/2017	EF051878	TALIS CONSULTANTS PTY LTD ATF TALIS UNIT TRUST	CONSULTANCY SERVICES - SITE SELECTION, WASTE FACILITIES	15,400.00
27/04/2017	EF051879	SOUTH WEST PRINTING & PUBLISHING	ADVERTISING SERVICES - VARIOUS	3,240.15
27/04/2017	EF051880	BMA-BUSSELTON MARTIAL ARTS	KIDSPORT VOUCHERS	440.00
27/04/2017	EF051881	JS ROADSIDE PRODUCTS	ROADSIDE PRODUCTS - GUIDE POSTS	3,372.00
27/04/2017	EF051882	MARGARET RIVER FENCING	FENCING SERVICES - VARIOUS	15,382.40
27/04/2017	EF051883	GRACE RECORDS MANAGEMENT (AUSTRALIA) PTY LTD	STORAGE SERVICES	425.55
27/04/2017	EF051884	SOUTH WEST EMPLOYEE ASSISTANCE PROGRAM	EMPLOYEE MEDICAL SERVICES	3,179.00
27/04/2017	EF051885	GEOGRAPHE INDUSTRIAL SUPPLIES	WELDING SUPPLIES	7.96
27/04/2017	EF051886	OCEANIC MARINE	FLEET CONSUMABLES & MAINTENANCE PARTS	52.90
27/04/2017	EF051887	FLAVER PRODUCTIONS	AUDIO & LIGHTING EQUIPMENT SERVICES - FRINGE FESTIVAL	15,322.95
27/04/2017	EF051888	SOUTH WEST WINDSCREEN & GLASS	PLANT WINDSCREEN REPAIR SERVICE	135.00
27/04/2017	EF051889	PROTECTOR FIRE SERVICES	FIRE PROTECTION SERVICES - VARIOUS BUILDINGS	1,644.50
27/04/2017	EF051890	RENDEZVOUS HOTEL PERTH SCARBOROUGH	ACCOMMODATION - TRAINING	2,662.65
27/04/2017	EF051891	SEA CHANGE NEWS & GIFTS	LIBRARY RESOURCES - NEWSPAPERS	155.00
27/04/2017	EF051892	WESTSIDE TILT TRAY SERVICE	ABANDONED CAR REMOVAL	495.00
27/04/2017	EF051893	OPTUS BILLING SERVICES PTY LTD	FIXED INTERNET ACCESS	1,997.23
27/04/2017	EF051894	DUNSBOROUGH HARDWARE & HOME CENTRE	HARDWARE SERVICES	45.25

27/04/2017	EF051895	EFAX AUSTRALIA	FAX SERVICE PROVIDER	12.43
27/04/2017	EF051896	TO70 AVIATION AUSTRALIA PTY LTD	CONTOUR SERVICES - BMRR	770.00
27/04/2017	EF051897	OFFICEMAX AUSTRALIA LTD	STATIONERY SUPPLIES	1,920.54
27/04/2017	EF051898	BORRELL RAFFERTY ASSOCIATES PTY LTD	QUANTITY SURVEYING - ADMIN BUILDING	4,400.00
27/04/2017	EF051899	DEPARTMENT OF HUMAN SERVICES	CHARGES FOR CENTREPAY FACILITY	114.84
27/04/2017	EF051900	ADVANCED DRIVEWAY SEALING	HIGH PRESSURE CLEANING SERVICES - VARIOUS	8,751.50
27/04/2017	EF051901	NAMES PLUS EMBROIDERY	EMBROIDERY SERVICES	176.50
27/04/2017	EF051902	WAVES ENVIRONMENTAL PTY LTD	BUSSELTON GROUNDWATER MONITORING, BORE CONSULTANCY	19,999.10
27/04/2017	EF051903	DYMOCKS - BUSSELTON	LIBRARY RESOURCES	4,769.60
27/04/2017	EF051904	JIMS FIRST	HARDWARE SUPPLIES/TOOLS	607.00
27/04/2017	EF051905	BROADWATER MEDICAL CENTRE	EMPLOYEE MEDICAL SERVICES	355.60
27/04/2017	EF051906	BCP CIVIL & PLANT	PLANT HIRE & CONSTRUCTION SERVICES - VARIOUS	64,290.59
27/04/2017	EF051907	BCP MATERIALS PTY LTD	SAND SUPPLIES - VARIOUS LOCATIONS	4,246.97
27/04/2017	EF051908	BCP LIQUID WASTE	LIQUID WASTE SERVICES	13,499.08
27/04/2017	EF051909	SOUTH WEST ODYSSEY EVENTS INC	GRANT FUNDING - SW BUSH POETS FESTIVAL	2,000.00
27/04/2017	EF051910	D MCKENZIE T/A LITORIA ECOSERVICES	WEED CONTROL SERVICES - MEELUP REGIONAL PARK	4,262.50
27/04/2017	EF051911	SKATEBOARDING WA	R CULTURE PROGRAM - YOUTH DEVELOPMENT	3,960.00
27/04/2017	EF051912	WAYNE WEBB	PERFORMANCES - WELCOME TO COUNTRY	800.00
27/04/2017	EF051913	SPYKER TECHNOLOGIES PTY LTD	CCTV PRODUCTS AND SERVICES - BSN FORESHORE/RAILWAY HOUSE	6,726.50
27/04/2017	EF051914	NATURALISTE GLASS PTY LTD	GLASS REPAIR & MAINTENANCE SERVICES	945.71
27/04/2017	EF051915	GRANITE NETWORKS PTY LTD	IT SERVICES AND HARDWARE	2,994.20
27/04/2017	EF051916	COLES.COM.AU	COUNCIL & STAFF REFRESHMENTS	541.96
27/04/2017	EF051917	D & A O'CONNOR FAMILY TRUST	CATERING SERVICES - ARTGEO	206.80
27/04/2017	EF051918	SOUTH WEST GAS SUPPLY	GAS SUPPLY	66.00
27/04/2017	EF051919	MARGARET RIVER BUSSELTON TOURISM ASSOCIATION	PEEL TCE LEASE, CRUISE SHIP PROGRAM, SECURITY CONTRIBUTION	48,957.74
27/04/2017	EF051920	4D GLOBAL	IT SERVICES AND HARDWARE	231.79
27/04/2017	EF051921	PRIMARY LOGISTICS	LITTER CONTROL SERVICES - MEELUP REGIONAL PARK	827.20
27/04/2017	EF051922	CANCELLED	PROCESSING ERROR - CANCELLED	0.00
27/04/2017	EF051923	THE URBAN COFFEE HOUSE	CATERING - VARIOUS MEETINGS	397.40
27/04/2017	EF051924	EVERETT'S HOME AND YARD MAINTENANCE	MAINTENANCE SERVICES - VARIOUS CARPENTRY WORKS	3,542.30
27/04/2017	EF051925	MANA KAI CAFE	CATERING - YOUTH EVENTS	500.00
27/04/2017	EF051926	MARKETFORCE PTY LTD	ADVERTISING SERVICES - VARIOUS	4,695.37
27/04/2017	EF051927	CREATIVE EIGHT STUDIO	DESIGN SERVICES - VARIOUS PROJECTS	2,094.00
27/04/2017	EF051928	LOTEX FILTER CLEANING SERVICE	PLANT FILTER CLEANING SERVICE	539.26
27/04/2017	EF051929	ART INSTALL	ART TRANSPORT AND INSTALLATION	600.00
27/04/2017	EF051930	TROPHIES ON TIME	NAME BADGE SUPPLIER	100.00
27/04/2017	EF051931	MORE CAFE	CATERING - MEELUP REGIONAL PARK TRAINING	587.50
27/04/2017	EF051932	PLASTERBOARD VASSE	PLASTERBOARD AND ACCESSORIES SUPPLIES	159.84
27/04/2017	EF051933	KLEENIT PTY LTD	GRAFFITI REMOVAL & CLEANING SERVICES - VARIOUS LOCATIONS	3,806.00
27/04/2017	EF051934	APP CORPORATION PTY LTD	CONSULTANCY & PROJECT MANAGEMENT SERVICES - BMRR	59,730.00
27/04/2017	EF051935	HOCKING HERITAGE STUDIO	HERITAGE ADVISORY SERVICE	4,237.49

27/04/2017	EF051936	NATURALISTE HYGIENE SERVICES	HYGIENE SERVICES	3,769.00
27/04/2017	EF051937	JONES MARINE	INSPECTION & MAINTENANCE OF NETS - BSN & DUNSB.	2,400.00
27/04/2017	EF051938	BARRY ALLEN ELECTRICAL SERVICES PTY LTD	ELECTRICAL SERVICES - KCP UPGRADE & OTHER MINOR WORKS	34,801.80
27/04/2017	EF051939	BUSSELTON AUTO ELECTRICS	AUTO ELECTRICAL SERVICES	1,091.40
27/04/2017	EF051940	BUNBURY COFFEE MACHINES	COFFEE MACHINE SUPPLIES - GLC	879.00
27/04/2017	EF051941	BUNBURY AND DISTRICTS SOFTBALL ASSOCIATION INC	KIDSPORT VOUCHERS	340.00
27/04/2017	EF051942	LEARNING DISCOVERY	LIBRARY RESOURCES	238.00
27/04/2017	EF051943	KYLE DOWNIE PHOTOGRAPHY	PHOTOGRAPHY SERVICES - ECONOMIC DEVELOPMENT	800.00
27/04/2017	EF051944	IMAGELAB	ADVERTISING - ARTGEO	308.00
27/04/2017	EF051945	ENVIRONMENTAL HEALTH AUSTRALIA (SA) INV	INSPECTION SUPPLIES - HEALTH	383.10
27/04/2017	EF051946	BUSSELTON DUNSBOROUGH MAIL	ADVERTISING SERVICES - VARIOUS	2,931.95
27/04/2017	EF051947	GLOBAL SYNTHETICS PTY LTD	GEOSYTHETIC SAND CONTAINERS - EWS	102,179.56
27/04/2017	EF051948	IMAGE ON LINE	MARKETING SERVICES - MESSAGE ON HOLD	261.25
27/04/2017	EF051949	SITEVISUALS	TIME LAPSE PHOTOGRAPHY & EQUIPMENT BOND - BMRA	13,016.12
27/04/2017	EF051950	ENSIGN A SPOTLESS COMPANY	LINEN HIRE	404.14
27/04/2017	EF051951	NORTH METROPOLITAN TAFE	EMPLOYEE TRAINING SERVICES - EVENTS	1,232.33
27/04/2017	EF051952	ABIGAIL COX	ENERGY AND NUTRITION PRODUCTS - GLC	16.00
27/04/2017	EF051953	CLEANAWAY SOLID WASTE PTY LTD	WASTE DISPOSAL SERVICES	440.31
27/04/2017	EF051954	PAUL ANDREWS TRUST	GLC CAFE SUPPLIES	110.88
27/04/2017	EF051955	WOW WILDERNESS ECOCRUISES	DIEBACK HYGEINE STATIONS - MEELUP REGIONAL PARK	14,433.10
27/04/2017	EF051956	DOUTH CONTRACTING	PROPERTY & GARDEN MAINTENANCE - AGED HOUSING	1,399.75
27/04/2017	EF051957	ANDREW PLEDGER	FRIDGE DE GASSING - WASTE FACILITIES	836.00
27/04/2017	EF051958	LEADERSHIP SUCCESS PTY LTD	SKILLS ASSESSMENT AND TRAINING	1,306.80
27/04/2017	EF051959	YALAMBI FARM STUD	SPONSORSHIP - 2017 YALUMBI SHOW JUMPING	2,750.00
27/04/2017	EF051960	POWDERCOATERS BUSSELTON PTY LTD	POWDERCOATING SERVICES	250.00
27/04/2017	EF051961	BUSSELTON TOWING SERVICE	TOWING SERVICES	143.00
27/04/2017	EF051962	GUARDIAN FIRST AID & FIRE	SAFETY SUPPLIES	2,919.15
27/04/2017	EF051963	INVESTING IN OUR YOUTH INC	PROFESSIONAL SERVICES - NCC VAC. CARE ASSESSMENT, GLC TRAINING	2,673.00
27/04/2017	EF051964	ENVIRONMENTAL AND AGRICULTURAL TESTING	ASBESTOS TESTING	154.00
27/04/2017	EF051965	BUILDING DESIGN SOUTH WEST	BUILDING DESIGN SERVICES - PT PICQUET ABLUTIONS	935.00
27/04/2017	EF051966	CORSIGN WA PTY LTD	SINGAGE SUPPLIER	2,524.50
27/04/2017	EF051967	CLEANAWAY SOLID WASTE PTY LTD	WASTE DISPOSAL SERVICES	459.37
27/04/2017	EF051968	HARVEY NORMAN AV/IT SUPERSTORE BUSSELTON	ELECTRICAL APPLIANCE SUPPLIER - GLC TABLETS, RANGER RADIO	1,192.00
27/04/2017	EF051969	GEOGRAPHE ELECTRICAL & COMMUNICATIONS GEC	ELECTRICAL SERVICES -RAILWAY HOUSE VARIOUS WORKS	8,304.23
27/04/2017	EF051970	PRO CONSTRUCT	BUILDING CONSTRUCTION SERVICES - YOUTH BUILDING CV#2	6,569.09
27/04/2017	EF051971	WELL DONE INTERNATIONAL PTY LTD	AFTERHOURS CALL CENTRE SERVICE	4,004.66
27/04/2017	EF051972	STUDIO MILTON	STEEL DONATION BOX STAND - RAILWAY HOUSE	511.50
27/04/2017	EF051973	PREMIUM PUBLISHERS	ADVERTISING - GENERAL	3,038.75
27/04/2017	EF051974	UNDALUP ASSOCIATION INC	CULTURAL ACTIVITIES - YOUTH EVENT	440.00
27/04/2017	EF051975	STALEY FOOD & PACKAGING	CLEANING CHEMICALS/CONSUMABLES	9,215.80
27/04/2017	EF051976	CANCELLED	PROCESSING ERROR - CANCELLED	0.00

27/04/2017	EF051977	DUNSBOROUGH & DISTRICTS WATER CARTAGE	WATER CARTAGE SERVICES - RENDEZVOUS RD PROPERTIES	6,336.00
27/04/2017	EF051978	PASSMORE AUTOMOTIVE	VEHICLE MAINTENANCE SERVICES	336.95
27/04/2017	EF051979	BIN SPA	RUBBISH BIN CLEANING	1,572.48
27/04/2017	EF051980	CHEM-DRY CLEAN AND GREEN	CARPET AND UPHOLSTERY CLEANING	135.00
27/04/2017	EF051981	JAMES FOLEY	WORKSHOP FACILITATOR - BUSSELTON LIBRARY	385.00
27/04/2017	EF051982	FYFE PTY LTD	CONTAMINATED SITE AUDITOR SERVICES - WASTE FACILITIES	5,940.00
27/04/2017	EF051983	ROWLEY LEGAL	LEGAL SERVICES - BUSSELTON GROUNDWATER	2,491.50
27/04/2017	EF051984	RICHARD EDWARDS	WATER SPORTS EQUIPMENT HIRE	600.00
27/04/2017	EF051985	GABRIEL EVANS	WORKSHOP FACILITATOR - BUSSELTON LIBRARY	778.86
27/04/2017	EF051986	SOUTH WEST POWER & CONTROL	APPLIANCE MAINTENANCE AND REPAIR - ARTGEO	118.80
27/04/2017	EF051987	ESPRESSO ESSENTIAL (WA) PTY LTD	COFFEE MACHINE SUPPLIES - BUSSELTON LIBRARY	262.99
27/04/2017	EF051988	JOHN K RICHARDS	LETTER BOX REPLACEMENT	63.80
27/04/2017	EF051989	URBAQUA	CONSULTING SERVICES - WATER QUALITY INFRASTRUCTURE PROJECT	3,960.00
27/04/2017	EF051990	SOUTH WEST BOUNCY CASTLES	BOUNCY CASTLES HIRE - GLC VACATION CARE	715.00
27/04/2017	EF051991	TERRAIN GROUP	PUBLIC FURNITURE SUPPLIER	1,908.50
27/04/2017	EF051992	LYCAN FITNESS	FITNESS EQUIPMENT SUPPLIER - GLC	220.00
27/04/2017	EF051993	INDIAN OCEAN LONGBOARD CLUB INC	SPONSORSHIP - YALLINGUP MALIBU CLASSIC	2,000.00
27/04/2017	EF051994	CHEM-SAFE AUSTRALIA PTY LTD	TRAINING SERVICES - HANDLING DANGEROUS GOODS	1,450.00
27/04/2017	EF051995	KEE TRANSPORT PTY LTD	TRANSPORT SERVICES	990.00
27/04/2017	EF051996	PETER ADAMS PMA MAINTENANCE	MAINTENANCE SERVICES - ASBESTOS REMOVAL	600.00
27/04/2017	EF051997	WA LIBRARY SUPPLIES	LIBRARY RESOURCES	97.50
27/04/2017	EF051998	V & J FACIUS	KOOKABURRA REFUND FEE	100.00
27/04/2017	EF051999	REBECCA COLBUNG	FACILITY HIRE BOND & FEE REFUND - CHURCHILL PARK, CANCELLED	415.40
27/04/2017	EF052000	STEWART & HEATON CLOTHING CO PTY LTD	PROTECTIVE CLOTHING SUPPLIER	536.65
27/04/2017	EF052001	BUSSELTON RURAL SUPPLIES	RURAL SUPPLIES	622.30
27/04/2017	EF052002	PK COURIERS	COURIER SERVICES	672.10
27/04/2017	EF052003	SPOTLIGHT	DISPLAY MATERIALS - ARTGEO	81.85
27/04/2017	EF052004	BUSSELTON TOYOTA	VEHICLE PURCHASES / SERVICES / PARTS	687.97
27/04/2017	EF052005	GILS MOWING	MAINTENANCE SERVICES - AGED HOUSING	1,620.00
27/04/2017	EF052006	BOC GASES AUSTRALIA LTD	GAS SERVICES	91.71
27/04/2017	EF052007	CJD EQUIPMENT PTY LTD	PLANT PURCHASES / SERVICES / PARTS	1,393.54
27/04/2017	EF052008	AC FORSTER & SON	PLUMBING SERVICES	103.00
27/04/2017	EF052009	FENNESSY'S	VEHICLE PURCHASES / SERVICES / PARTS	1,753.68
27/04/2017	EF052010	FTE ENGINEERING	PLANT MAINTENANCE SERVICES	2,424.03
27/04/2017	EF052011	CHADSON ENGINEERING	POOL TEST TABLETS - GLC	144.65
27/04/2017	EF052012	GEOGRAPHE TIMBER & HARDWARE	GENERAL HARDWARE SUPPLIES	1,759.02
27/04/2017	EF052013	SOUTHERN LOCK & SECURITY	SECURITY SERVICES - LOCK SUPPLY	64.90
27/04/2017	EF052014	BUSSELTON AUTOMOTIVE REPAIRS	VEHICLE REPAIRS / SERVICES	25.00
27/04/2017	EF052015	JASON SIGNMAKERS	SIGNAGE SUPPLIES	1,325.50
27/04/2017	EF052016	B & J CATALANO PTY LTD	CRUSHED GRAVEL SUPPLY - VARIOUS ROADS	3,665.93
27/04/2017	EF052017	HOLCIM (AUSTRALIA) PTY LTD T/A HUMES	CONCRETE SERVICES - CAPEL TUTUNUP ROAD	11,974.69

27/04/2017	EF052018	MALATESTA ROAD PAVING & HOTMIX	ROAD HOTMIX / PAVING SERVICES - VARIOUS LOCATIONS	226,030.86
27/04/2017	EF052019	NICHOLLS MACHINERY	PLANT PURCHASES / SERVICES / PARTS	3,073.64
27/04/2017	EF052020	ROYAL LIFE SAVING SOCIETY - AUSTRALIA	TRAINING SERVICES - GLC	1,146.70
27/04/2017	EF052021	BUSSELTON HOME TIMBER & HARDWARE	GENERAL HARDWARE SUPPLIES	274.04
27/04/2017	EF052022	RAECO INTERNATIONAL PTY LTD	LIBRARY RESOURCES & MINOR FURNITURE ITEMS	1,738.19
27/04/2017	EF052023	DELRON CLEANING BUSSELTON	BBQ CLEANING SERVICE - VARIOUS FORESHORE LOCATIONS	599.50
27/04/2017	EF052024	SOUTH WEST STEEL PRODUCTS	STEEL PRODUCTS SUPPLIER	433.76
27/04/2017	EF052025	HOLCIM (AUSTRALIA) PTY LTD	CONCRETE & AGGREGATE SERVICES - VARIOUS LOCATIONS	29,639.31
27/04/2017	EF052026	SPORTS POWER	SPORTS EQUIPMENT - GLC, VOUCHERS - HR	940.00
27/04/2017	EF052027	WESTERN POWER CORPORATION	ELECTRICAL SERVICES - BMRRR RELOCATON OF POWER LINES	425,148.00
27/04/2017	EF052028	GEOGRAPHE PETROLEUM	FUEL SERVICES	19,805.98
27/04/2017	EF052029	SOUTHWEST EVENT HIRE	HIRE EQUIPMENT SERVICES - RAILWAY HOUSE OPENING	647.50
27/04/2017	EF052030	PENDREY AGENCIES P/L	BOLLARD SUPPLIER - VARIOUS LOCATIONS	18,062.00
27/04/2017	EF052031	STAPLES AUSTRALIA PTY LTD	STATIONERY SUPPLIER	1,149.30
27/04/2017	EF052032	GALVINS PLUMBING PLUS	PLUMBING / STORMWATER SUPPLIES - MARINE TCE & ELSEGOOD AVE	2,197.95
27/04/2017	EF052033	BUNBURY PLASTICS	FABRICATON SERVICES - RAILWAY HOUSE DISPLAY	499.40
27/04/2017	EF052034	COURIER AUSTRALIA	COURIER SERVICES	277.87
27/04/2017	EF052035	THINK WATER DUNSBOROUGH	PUMP REPAIRS & SUPPLY	1,774.16
27/04/2017	EF052036	DUNSBOROUGH BOBCAT SERVICE	EARTHMOVING / BOBCAT HIRE- VARIOUS LOCATIONS	11,583.00
27/04/2017	EF052037	JACKSON'S DRAWING SUPPLIES	ART EQUIPMENT SUPPLIES - ARTGEO WORKSHOPS	96.80
27/04/2017	EF052038	PRO-LINE KERBING	KERBING SERVICES - VARIOUS LOCATIONS	15,955.94
27/04/2017	EF052039	AUSTRALIA POST	POSTAL SERVICE	3,385.48
27/04/2017	EF052040	ROD'S AUTO ELECTRICS	AUTO ELECTRICAL SERVICES	159.79
27/04/2017	EF052041	BUSSELTON SENIOR CITIZENS CENTRE	QUARTERLY DONATION PAYMENT	22,481.25
27/04/2017	EF052042	SW PRECISION PRINT	PRINTING SERVICES	3,244.00
27/04/2017	EF052043	PRESTIGE PRODUCTS	HOSPITALITY EQUIPMENT SUPPLIER	1,018.27
27/04/2017	EF052044	SOUTH WEST ISUZU	PLANT PURCHASES / SERVICES / PARTS	2,046.18
27/04/2017	EF052045	BLACKWOODS	FLEET CONSUMABLES & MAINTENANCE PARTS	1,148.77
27/04/2017	EF052046	ANIMAL PEST MANAGEMENT SERVICES	PEST CONTROL SERVICES - MEELUP REGIONAL PARK	3,080.00
27/04/2017	EF052047	ACTIV FOUNDATION INC	MAINTENANCE OF RESERVES, SHREDDING	17,314.45
27/04/2017	EF052048	BUSSELTON PEST & WEED CONTROL	PEST CONTROL SERVICES - VARIOUS LOCATIONS	15,427.41
27/04/2017	EF052049	ALL BUSSELTON GAS & PLUMBING SERVICE	PLUMBING SERVICES - AGED HOUSING	935.00
27/04/2017	EF052050	MILDWATERS ELECTRICAL	ELECTRICAL SERVICES - VARIOUS REACTIVE WORKS	30,455.71
27/04/2017	EF052051	WORKFORCE ROAD SERVICES	LINE MARKING SERVICES - DUNSB. WASTE FACILITY	3,373.70
27/04/2017	EF052052	WESTRAC EQUIPMENT P/L	PLANT PURCHASES / SERVICES / PARTS	20,279.33
27/04/2017	EF052053	BUSSELTON BUILDING PRODUCTS	BUILDING PRODUCT SUPPLIER	6,710.07
27/04/2017	EF052054	LAWRENCE & HANSON	HARDWARE/PROTECTIVE CLOTHING SUPPLIES	1,600.13
27/04/2017	EF052055	B & B STREET SWEEPING	STREET SWEEPING SERVICE	53,790.55
27/04/2017	EF052056	WORK CLOBBER	PROTECTIVE CLOTHING SUPPLIER	10,063.00
27/04/2017	EF052057	AMITY SIGNS	SIGNAGE SERVICES	211.20
27/04/2017	EF052058	TOTAL EDEN PTY LTD	RETICULATION SUPPLIES	4,037.17

27/04/2017	EF052059	BRAD SCOTT ELECTRICS	ELECTRICAL SERVICES - VARIOUS	40,389.92
27/04/2017	EF052060	KLEENHEAT GAS	GAS SERVICES	1,254.37
27/04/2017	EF052061	JTAGZ PTY LTD	ANIMAL WRAPSTRAP SUPPLIER	92.40
27/04/2017	EF052062	BUNNINGS BUILDING SUPPLIES	HARDWARE SUPPLIES	3,689.19
27/04/2017	EF052063	BUSSELTON SEA SCOUTS GROUP	KIDSPORT VOUCHERS	400.00
27/04/2017	EF052064	EQUINOX CAFE	CATERING - VARIOUS MEETINGS	800.00
27/04/2017	EF052065	W A TREASURY CORPORATION	LOAN REPAYMENTS	103,934.88
27/04/2017	EF052066	NAS SECURITY PTY LTD	SECURITY SERVICES	122.85
27/04/2017	EF052067	BENARA NURSERY	NURSERY SUPPLIES	2,325.84
27/04/2017	EF052068	CRAVEN FOODS BUNBURY	COUNCIL REFRESHMENTS	124.78
27/04/2017	EF052069	SOUTHWEST TYRE SERVICE	PLANT TYRE SUPPLIER / REPAIRER	4,944.65
27/04/2017	EF052070	MINTER ELLISON LAWYERS	LEGAL SERVICES - EMPLOYMENT ADVICE	5,744.75
27/04/2017	EF052071	DIAL BEFORE YOU DIG	CABLE LOCATION SERVICE	1,160.80
27/04/2017	EF052072	CARDNO (WA) PTY LTD	CONSULTANCY SERVICES - VARIOUS REPORTS	6,001.60
27/04/2017	EF052073	ACROMAT	SPORT EQUIPMENT SUPPLIER - GLC	819.50
27/04/2017	EF052074	TECHNOLOGY ONE LIMITED	SOFTWARE SERVICES	30,468.90
27/04/2017	EF052075	CARBONE BROS PTY LTD	LIMESTONE SUPPLIES / CARTAGE SERVICES - BYPASS CYCLEWAY	28,417.16
27/04/2017	EF052076	TRUCKLINE	PLANT PURCHASES / SERVICES / PARTS	152.33
27/04/2017	EF052077	EARTH 2 OCEAN COMMUNICATIONS	COMMUNICATION SERVICES - RADIO PURCHASES & REPAIRS	1,012.44
27/04/2017	EF052078	DUNSBOROUGH RURAL SUPPLIES	RURAL SUPPLIES	14.95
27/04/2017	EF052079	AVIS SOUTHWEST RENTALS	VEHICLE RENTAL SERVICES	5,087.96
27/04/2017	EF052080	PAGODA RESORT & SPA	ACCOMMODATION - TRAINING	888.00
27/04/2017	EF052081	D W & S V ROBERTS	CONCRETE & PAVING SERVICES - VARIOUS LOCATIONS	60,090.16
27/04/2017	EF052082	TYREPOWER BUSSELTON	PLANT TYRE SUPPLIER / REPAIRER	1,330.00
27/04/2017	EF052083	AUTO ONE	PLANT PURCHASES / SERVICES / PARTS	3,851.82
27/04/2017	EF052084	RICOH BUSINESS CENTRE	OFFICE EQUIPMENT SERVICES - PHOTOCOPYING	10,116.33
27/04/2017	EF052085	WREN OIL	WASTE OIL SERVICES	33.00
27/04/2017	EF052086	SUEZ RECYCLING & RECOVERY PTY LTD	WASTE MANAGEMENT SERVICES	87.99
27/04/2017	EF052087	SPORTSWORLD OF WA	PRO SHOP SUPPLIES & SPORTING EQUIPMENT - GLC	250.80
27/04/2017	EF052088	VM VISIMAX	EQUIPMENT SUPPLIER - RANGER PATCH, ANIMAL TRAP	970.60
27/04/2017	EF052089	WA RANGERS ASSOCIATION	RANGER MEMBERSHIPS	450.00
27/04/2017	EF052090	CROSS SECURITY SERVICES	SECURITY SERVICES	1,477.92
27/04/2017	EF052091	LAMANNA COMMERCIAL PLUMBING & DRAINAGE	BACKHOE HIRE - VARIOUS ROADS	22,679.25
27/04/2017	EF052092	BURKE AIR	AIR CONDITIONING SERVICES	3,061.85
27/04/2017	EF052093	COCA COLA - AMATIL PTY LTD	GLC KIOSK PURCHASES	1,899.83
27/04/2017	EF052094	WML CONSULTANTS PTY LTD	CONSULTANCY SERVICES - GEOTECHNICAL SURVEY BUTTER FACTORY	1,966.25
27/04/2017	EF052095	CANCELLED	PROCESSING ERROR - CANCELLED	0.00
27/04/2017	EF052096	CHRISTIAN FLETCHER PHOTO IMAGES	PHOTOGRAPHIC SERVICES - IMAGE PURCHASES	1,000.00
27/04/2017	EF052097	LOCK AROUND THE CLOCK	LOCKSMITH SERVICES - VARIOUS LOCK REPLACEMENTS	5,908.20
27/04/2017	EF052098	GANNAWAYS CHARTER AND TOURS	BUS HIRE SERVICE - VACATION CARE	1,020.00
27/04/2017	EF052099	LEEUEWIN TRANSPORT	COURIER SERVICES	1,123.54

27/04/2017	EF052100	FOXTEL CABLE TELEVISION PTY LTD	CABLE TV SUBSCRIPTION - GLC	210.00
27/04/2017	EF052101	GRASSIAS TURF MANAGEMENT	CRICKET PITCH MANAGEMENT SERVICES - BOVELL & BARNARD PARKS	3,680.41
27/04/2017	EF052102	HERBERT SMITH FREEHILLS	LEGAL SERVICES - KERBSIDE RECYCLING & ADMIN BUILDING	43,359.14
27/04/2017	EF052103	GEOGRAPHE SAWS AND MOWERS	PLANT PURCHASES / SERVICES / PARTS	360.80
27/04/2017	EF052104	SAFE & SURE SECURITY PTY LTD	SECURITY SERVICES - ALARM OCCURANCE ATTENDANCES	770.00
27/04/2017	EF052105	PACIFIC BIOLOGICS WAREHOUSE	ENVIRONMENTAL HEALTH SUPPLIES	162.14
27/04/2017	EF052106	OUTSIDE INFLUENCE	BUILDING MAINTENANCE - FENCE REPAIRS, BOVELL PARK	1,135.00
27/04/2017	EF052107	TOTAL HORTICULTURAL SERVICES	LANDSCAPING SERVICES - VARIOUS LOCATIONS	53,340.93
27/04/2017	EF052108	DIRECT DEMOLITION	ASBESTOS REMOVAL SERVICE - WASTE FACILITIES	220.00
27/04/2017	EF052109	BDA TREE LOPPING	TREE LOPPING SERVICES - VARIOUS LOCATIONS	25,286.80
27/04/2017	EF052110	AS ABOVE ROOFING	GUTTER REPAIR SERVICES	352.00
27/04/2017	EF052111	BAY CABINETS	FURNITURE REPAIR SERVICES	121.00
27/04/2017	EF052112	TRADE HIRE	PLANT HIRE & EQUIPMENT SERVICES	6,633.41
27/04/2017	EF052113	DOOR HARDWARE SOLUTIONS	HARDWARE SUPPLIES	1,097.67
27/04/2017	EF052114	ALLFLOW INDUSTRIAL	PLANT MAINTENANCE SERVICES	1,865.55
27/04/2017	EF052115	CAPE RURAL CONTRACTING	FIRE HAZARD REDUCTION CONTRACTOR	330.00
27/04/2017	EF052116	PRIME EARTHMOVING BUSSELTON	EARTHMOVING SERVICES - MARINE TCE	1,045.00
27/04/2017	EF052117	AMBERGATE PLUMBING	PLUMBING SERVICES - VARIOUS LOCATIONS	10,353.82
27/04/2017	EF052118	JUICE PRINT	PRINTING SERVICES - BMRRRA	1,456.50
27/04/2017	EF052119	ALLEASING PTY LTD	LEASING PAYMENT - PHOTOCOPIER, LEASE BUYOUT - I.T. EQUIPMENT	1,725.85
27/04/2017	EF052120	THE ARTIST'S CHRONICLE	ADVERTISING SERVICES - ARTGEO	1,190.00
27/04/2017	EF052121	FENCING SOLUTIONS	FENCING REPAIR SERVICE - WASTE FACILITIES	470.00
27/04/2017	EF052122	BROADWATER BRICK PAVING	INSTALLATION OF FOOTBALL POSTS - DUNSB. PLAYING FIELDS	2,175.00
27/04/2017	EF052123	CAPEL CRANE HIRE	HIRE EQUIPMENT SERVICES - SEA CONTAINER RELOCATION BMRRRA	330.00
27/04/2017	EF052124	BEACHSIDE BUILDING & MAINTENANCE	MAINTENANCE SERVICES - BEACHFRONT ABLUTIONS	5,260.00
27/04/2017	EF052125	SUNSHINE MEDICAL CENTRE & FAMILY PRACTICE	EMPLOYEE MEDICAL SERVICES	125.00
27/04/2017	EF052126	HART SPORT	SPORT EQUIPMENT SUPPLIER - GLC	122.40
27/04/2017	EF052127	CAPE DRYCLEANERS	LINEN CLEANING SERVICES	614.90
27/04/2017	EF052128	APRA LIMITED	LICENCE RENEWALS - LIVE ARTIST PERFORMANCES	130.81
27/04/2017	EF052129	HIP POCKET WORK WEAR AND SAFETY	UNIFORMS & PROTECTIVE CLOTHING	5,170.14
27/04/2017	EF052130	NEVERFAIL SPRINGWATER LTD	WATER REFILL SERVICE - DUNSB. WASTE FACILITY	193.00
27/04/2017	EF052131	PFD FOOD SERVICES PTY LTD	GLC KIOSK PURCHASES	933.75
27/04/2017	EF052132	T-QUIP	MOWER PARTS & SERVICE	29.25
27/04/2017	EF052133	BEACHLANDS LAWNMOWING SERVICE	LAWN MOWING SERVICE	520.00
28/04/2017	EF052134	FILTREX INNOVATIVE WASTEWATER SOLUTIONS	REFUND OF SEPTIC APPLICATION FEE - APPLICATION CANCELLED	118.00
28/04/2017	EF052135	BUSSELTON MARGARET RIVER CRICKET ASSOC	REFUND OF FACILITY HIRE BOND - NCC	250.00
28/04/2017	EF052136	MERRY FOX	REFUND ANIMAL TRAP BOND	98.00
28/04/2017	EF052137	BASKETBALL SOUTH WEST INC.	KIDSPORT VOUCHERS	220.00
28/04/2017	EF052138	TONIA KILIAN	STAFF REIMBURSEMENT - RESOURCES FOR SISTER CITY ACTIVITIES	109.97
28/04/2017	EF052139	ERNEST JOHNSON	STAFF REIMBURSEMENT - TRAINING EXPENSES	18.68
28/04/2017	EF052140	TANIA OLIVER	STAFF REIMBURSEMENT - TRAINING EXPENSES	66.50

28/04/2017	EF052141	LEANNE FARRELL	STAFF REIMBURSEMENT - VACATION CARE RESOURCES	252.07
28/04/2017	EF052142	NADIA MURPHY	NCC VACATION CARE FEE REFUND	113.36
28/04/2017	EF052143	LANDGATE CUSTOMER ACCOUNT	LAND INFORMATION AND TITLE SEARCHES, INTERIM RATE VALUATIONS	2,138.28
28/04/2017	EF052144	ERS AUSTRALIA PTY LTD	MAINTENANCE PARTS WASHER	903.10
28/04/2017	EF052145	YALLINGUP COASTAL VOLUNTEER BUSHFIRE BRIGADE	PETTY CASH REIMBURSEMENT	124.00
28/04/2017	EF052146	SUEZ RECYCLING & RECOVERY (PERTH) PTY LTD	KERBSIDE RECYCLING SERVICES	105,601.67
28/04/2017	EF052147	SIGMA COMPANIES GROUP PTY LTD	POOL CHEMICALS FOR GLC	163.35
28/04/2017	EF052148	COLES	COUNCIL, STAFF & GLC REFRESHMENTS	289.94
28/04/2017	EF052149	VINEPOWER MARGARET RIVER PTY LTD	LANDSCAPING SERVICES - BSN TRANSFER STATION	4,167.90
				<u>8,953,712.06</u>

INTERNAL PAYMENT VOUCHERS - APRIL 2017

Date	IP VOUCHER	Name	Description	Amount
31/03/2017	DD003082	CALTEX AUSTRALIA PETROLEUM PTY LTD	FUEL SERVICES	62,670.62
27/03/2017	DD003083	ANZ BANK - VISA CARD	CREDIT CARD PAYMENT \$14,541.08	
	DD003083	WASTE MANAGEMENT BURWOOD	STATE CONFERENCE ATTENDANCE PACKAGE	1380.40
	DD003083	CYCLING AUSTRALIA	TRAINING COURSE - BIKE SAFETY INSTRUCTORS	150.00
	DD003083	DEPARTMENT OF ENVIRONMENT	CLEARING PERMIT APPLICATION FEE	200.00
	DD003083	PRICELINE PHARMACY	VACATION CARE SUPPLIES - SUNSCREEN & ZINC	14.96
	DD003083	PRICELINE PHARMACY	VACATION CARE SUPPLIES - SUNSCREEN & ZINC	93.82
	DD003083	FACEBOOK	ADVERTISING - GLC	8.00
	DD003083	FACEBOOK	ADVERTISING - GLC	157.57
	DD003083	ECKERSLEYS ST MARYS	FACE PAINTING SUPPLIES - VACATION CARE	37.25
	DD003083	TRAVEL RESERVATION (EXPEDIA)	ACCOMODATION - CONFERENCE ATTENDANCE	1141.16
	DD003083	QANTAS	FLIGHTS - CONFERENCE ATTENDANCE	283.71
	DD003083	VIRGIN AUSTRALIA	FLIGHTS - CONFERENCE ATTENDANCE	575.40
	DD003083	BUSSELTON FLORIST	LAND ACQUISITION EXPENSE	120.00
	DD003083	PRINT LOCKER	UNIFORMS - GLC VACATION CARE	205.98
	DD003083	QANTAS	FLIGHTS - CONFERENCE ATTENDANCE	669.60
	DD003083	RSL CABS, DARLINGHURST	TAXI - CONFERENCE ATTENDANCE	46.99
	DD003083	DEPT MINES & PETROL	LICENCE RENEWAL	199.00
	DD003083	KURA AT DIXON, SYDNEY	BMRRRA MEETING MEAL EXPENSES	23.30
	DD003083	OFFICE WORKS, BUNBURY	ORIGAMI PAPER	70.95
	DD003083	DAIKAI PTY LTD	BMRRRA AIRLINE ENGAGEMENT MEETING MEAL EXPENSES	21.50
	DD003083	HAWKER RESTAURANT, HAYMARKET	BMRRRA AIRLINE ENGAGEMENT MEETING MEAL EXPENSES	22.95
	DD003083	ROLLD SYDNEY CENTRAL PLAZA	BMRRRA AIRLINE ENGAGEMENT MEETING MEAL EXPENSES	14.30
	DD003083	TASTE BAGUETTE, SYDNEY	BMRRRA AIRLINE ENGAGEMENT MEETING MEAL EXPENSES	12.50
	DD003083	OLD TOWN SYDNEY	BMRRRA AIRLINE ENGAGEMENT MEETING MEAL EXPENSES	31.01
	DD003083	HERO SUSHI, MASCOT	BMRRRA AIRLINE ENGAGEMENT MEETING MEAL EXPENSES	4.00
	DD003083	HERO SUSHI, MASCOT	BMRRRA AIRLINE ENGAGEMENT MEETING MEAL EXPENSES	8.25
	DD003083	SILVERTOP, DARLINGHURST	TAXI - BMRRRA AIRLINE ENGAGEMENT MEETING EXPENSES	63.63

	DD003083	GM CABS, MASCOT	TAXI - BMRR AIRLINE ENGAGEMENT MEETING EXPENSES	12.18
	DD003083	GM CABS, MASCOT	TAXI - BMRR AIRLINE ENGAGEMENT MEETING EXPENSES	53.65
	DD003083	TASTE BAGUETTE, SYDNEY	BMRR AIRLINE ENGAGEMENT MEETING MEAL EXPENSES	10.00
	DD003083	PAYPAL ELEPHONEECO	IT EQUIPMENT - PHONES & ACCESSORIES	18.96
	DD003083	PAYPAL KECHAO SALEWISH	IT EQUIPMENT - PHONES & ACCESSORIES	7.50
	DD003083	PAYPAL RAJIBKAISER ELECTRO MART	IT EQUIPMENT - PHONES & ACCESSORIES	7.49
	DD003083	PAYPAL LUVYOURPHON	IT EQUIPMENT - PHONES & ACCESSORIES	389.97
	DD003083	PAYPAL ELEPHONEECO	IT EQUIPMENT - PHONES & ACCESSORIES	7.18
	DD003083	PAYPAL LUVYOURPHON	IT EQUIPMENT - PHONES & ACCESSORIES	399.96
	DD003083	APPLE ONLINE	IT EQUIPMENT - PHONES & ACCESSORIES	430.00
	DD003083	CLOUDPRESS	ANNUAL HOSTING CHARGE - BUSSELTON LIBRARY WEBSITE	1188.00
	DD003083	APPLE ITUNES	ICLOUD STORAGE D/DEBIT	4.49
	DD003083	BUNNINGS	EMPLOYEE FAREWELL GIFT	100.00
	DD003083	TUTS*ENVATO	SOFTWARE SERVICES	243.32
	DD003083	ENVATO	SOFTWARE SERVICES	26.69
	DD003083	CREATESEND/JACK IN THE BOX	EMAIL MARKETING EXPENSE - BAY TO BAY NEWSLETTER	369.07
	DD003083	THE GOOSE BEACH BAR	MEETING EXPENSES - ENVIRONMENTAL CONSULTANCY	49.20
	DD003083	WILSON PARKING, PERTH	MEETING EXPENSES - PARKING	8.06
	DD003083	REDCLIFFE CRUISE & TRAVEL	ACCOMODATION - COASTAL COUNCILS CONFERENCE ATTENDANCE	12.76
	DD003083	REDCLIFFE CRUISE & TRAVEL	ACCOMODATION - COASTAL COUNCILS CONFERENCE ATTENDANCE	657.05
	DD003083	ASIC SYDNEY	COMPANY SEARCH FEE	9.00
	DD003083	ROYAL LIFE SAVING	EMPLOYEE TRAINING SERVICES	730.00
	DD003083	SAI GLOBAL	PURCHASE OF PUBLICATION	156.42
	DD003083	SAI GLOBAL	PURCHASE OF PUBLICATION	2.46
	DD003083	WILSON PARKING, PERTH	SAT HEARING ATTENDANCE EXPENSES - PARKING	30.24
	DD003083	CITADINES PERTH	ACCOMMODATION - LEGALWISE SEMINAR ATTENDANCE	193.80
	DD003083	WW PETROL	FUEL SERVICES	53.86
	DD003083	BABA TUNG	MEAL EXPENSES - COUNCIL MEETING DINNER	519.35
	DD003083	LIQUIDFILES	SOFTWARE SUBSCRIPTION - FILE SENDING FACILITY	2934.19
	DD003083	AUSTRALIAN HR INSTITUTE	MEMBERSHIP FEE	360.00
	DD003083	BANK FEES	MARCH 2017 VISA CARD FEES	-70.03
	DD003083	BANK FEES	MARCH 2017 VISA CARD FEES	70.03
3/04/2017	DD003084	ANZ BANK	BANK FEES	4,002.01
3/04/2017	DD003085	COMMONWEALTH BANK	BANK FEES	3,246.99
3/04/2017	DD003086	LES MILLS ASIA PACIFIC	CONTRACT PROGRAM FEES - GLC	735.21
3/04/2017	DD003087	LES MILLS ASIA PACIFIC	CONTRACT PROGRAM FEES - NCC	551.41
3/04/2017	DD003088	MACQUARIE EQUIPMENT RENTALS PTY LTD	COMPUTER LEASING PAYMENTS	5,709.02
3/04/2017	DD003089	MACQUARIE EQUIPMENT RENTALS PTY LTD	COMPUTER LEASING PAYMENTS	28,965.82
3/04/2017	DD003090	MACQUARIE EQUIPMENT RENTALS PTY LTD	PHOTOCOPIER LEASING PAYMENTS	1,663.01
3/04/2017	DD003091	ANZ BANK	MERCHANT FEES	6,910.39
3/04/2017	DD003092	RATE REFUNDS	CORRECTION OF BPY PAYMENT: REFUND OF RATE OVERPAYMENT	396.00

5/04/2017	DD003093	RATE REFUNDS	CORRECTION OF BPY PAYMENT: REFUND OF RATE OVERPAYMENT	557.00
6/04/2017	DD003094	RATE REFUNDS	CORRECTION OF BPY PAYMENT: REFUND OF RATE OVERPAYMENT	410.00
6/04/2017	DD003095	RATE REFUNDS	CORRECTION OF BPY PAYMENT: REFUND OF RATE OVERPAYMENT	349.00
6/04/2017	DD003096	RATE REFUNDS	CORRECTION OF BPY PAYMENT: REFUND OF RATE OVERPAYMENT	488.00
6/04/2017	DD003097	ANZ BANK	BANK FEES	319.71
6/04/2017	DD003098	ANZ BANK	BANK FEES	159.40
12/04/2017	DD003099	RATE REFUNDS	CORRECTION OF BPY PAYMENT: REFUND OF RATE OVERPAYMENT	546.00
12/04/2017	DD003110	PAY 21	FORTNIGHTLY PAY	706,684.76
18/04/2017	DD003100	COMMONWEALTH BANK	BANK FEES	422.37
19/04/2017	DD003101	FLEXIRENT CAPITAL PTY LTD	LEASING PAYMENT - BUSSELTON LIBRARY COFFEE MACHINE	237.80
19/04/2017	DD003102	FLEXIRENT CAPITAL PTY LTD	LEASING PAYMENT - DUNSBOROUGH LIBRARY COFFEE MACHINE	220.02
19/04/2017	DD003103	RATE REFUNDS	CORRECTION OF BPY PAYMENT: REFUND OF RATE OVERPAYMENT	1,180.00
19/04/2017	DD003104	RATE REFUNDS	CORRECTION OF BPY PAYMENT: REFUND OF RATE OVERPAYMENT	652.20
19/04/2017	DD003105	FINES ENFORCEMENT REGISTRY	TRAFFIC, CAMPING, ANIMAL, BUSH FIRE & LITTER INFRINGEMENTS	1,914.00
26/04/2017	DD003106	PAY 22	FORTNIGHTLY PAY	692,547.11
28/04/2017	DD003107	RATE REFUNDS	CORRECTION OF BPY PAYMENT: REFUND OF RATE OVERPAYMENT	497.00
5/04/2017	DD003108	RATE REFUNDS	CORRECTION OF BPY PAYMENT: REFUND OF RATE OVERPAYMENT	590.00
28/04/2017	DD003109	ANZ BANK	BANK FEES	15.00
				<u>1,537,180.93</u>

TRUST ACCOUNT - APRIL 2017

Date	TRUST CHQ	Name	Description	Amount
10/04/2017	007332	DEPARTMENT OF COMMERCE, BUILDING COMMISSION	REGISTRATIONS / LEVY PAYMENTS	29,167.65
10/04/2017	007333	CONSTRUCTION TRAINING FUND	BCITF LEVY	7,581.57
10/04/2017	007334	CITY OF BUSSELTON	VARIOUS REIMBURSEMENTS	707.00
10/04/2017	007335	BCITF & BRB LEVY REFUNDS	BCITF & BRB LEVY REFUNDS - BUILDING APPLICATION CANCELLED	61.65
10/04/2017	007336	BCITF & BRB LEVY REFUNDS	BCITF & BRB LEVY REFUNDS - OVERPAYMENT	404.40
				<u>37,922.27</u>

6.4 FINANCE COMMITTEE INFORMATION BULLETIN - MAY 2017

SUBJECT INDEX:	Councillors' Information
STRATEGIC OBJECTIVE:	An organisation that is managed effectively and achieves positive outcomes for the community.
BUSINESS UNIT:	Finance and Corporate Services
ACTIVITY UNIT:	Executive Services
REPORTING OFFICER:	Manager Financial Services - Kim Dolzadelli Councillor Support Officer - Lisa Haste Asset Coordinator - Daniel Hall
AUTHORISING OFFICER:	Director, Engineering and Works Services - Oliver Darby Director, Finance and Corporate Services - Cliff Frewing
VOTING REQUIREMENT:	Simple Majority
ATTACHMENTS:	Nil

PRÉCIS

This report provides an overview of information that is considered of relevance to members of the Finance Committee, and also the Council.

INFORMATION BULLETIN**1. Chief Executive Officer – Corporate Credit Card**

Details of monthly transactions made on the Chief Executive Officer's corporate credit card are provided below to ensure there is appropriate oversight and awareness of credit card transactions made.

Date	Amount	Payee	Description
28-Mar-17	\$68.00	The Goose	+ Rio Tinto Executive Visit - Following Busselton Jetty Inc Function
30-Mar-17	\$356.69	Createsend / Jack In The Box	March Bay To Bay Newsletter
12-Apr-17	\$75.00	WALGA	Breakfast With Minister Local Govt Mayor, CEO & Naomi Searle
12-Apr-17	\$75.00	WALGA	Breakfast With Minister Local Govt Mayor, CEO & Naomi Searle
19-Apr-17	\$527.50	The Esplanade Hotel	Councilors' Dinner
20-Apr-17	\$366.04	Qantas	* Flights SA - LGCOC Conference (CEO)
20-Apr-17	\$149.00	The Manna Hahndorf	* Accom: LG CEO Conference (July)

**Funds debited against CEO Annual Professional Development Allowance as per employment Contract Agreement*

+ Allocated against CEO Hospitality Expenses Allowance

2. Voluntary Contributions/Donations (Income)

No voluntary contributions have been approved this financial year to date.

3. Donations/Contributions and Subsidies Fund (Sponsorship Fund – Payment of Funds)

Current expenditure from the Donations, Contributions and Subsidies Fund (Sponsorship Fund) reveals:

- 85 applications for sponsorship have been received during this financial year.
- The average donation approved for the financial year is \$349.79
- There were 12 applications for sponsorship received or assessed during March 2017.
- Expenditure from the Donations, Contributions and Subsidies Fund (Sponsorship Fund) for the financial year totals \$29,732.82
- Total budget for the Donations, Contributions and Subsidies Fund (Sponsorship Fund) is \$37,450.

App. No.	Recipient	Purpose	Amount
74/1617	WA Country builders	Seeking a waiver of the building fees for the Telethon Home in Geographe. CEO approved this after discussion with Council on 8 March 2017.	\$2,400
75/1617	Hold On Promotions - Equinox SW Motor Show	Funding to assist with marketing of the event which is being held at GMAS this year. (last year it was held at the GLC)	\$750
76/1617	Cornerstone Christian College	Seeking funds for the installation of a flagpole at the Busselton and Dunsborough campuses. Unsuccessful – does not fit criteria	\$0
77/1617	Relay for Life Organiser	Seeking in-kind support for event organisation, Churchill park hire, bin hire, event fee etc of up to \$1000	\$999.50
78/1617	Riley Culnane	Representing WA at the U17's National Netball Championships in Canberra. Funds to assist with associated travel costs.	\$200
79/1617	Sally Chandler - Read Write Now	Seeking a fee waiver for NCC room hire to deliver an Adult literacy program. The program is run weekly by a volunteer.	\$842.82
80/1617	Ignite Girls Program	Funding to purchase resources for the students to make items for community groups as part of the School Engagement Program. (ie bags for FAWNA and Women's refuge)	\$300
81/1617	Hannah Bowden	Received an Exceptional Merit scholarship to attend Oxbridge Academic Program at Oxford university. Hannah is a 15 year old student at Busselton Senior High School. Funds to assist with associated travel costs.	\$200
82/1617	Ross Rann	Representing WA at Swimming championships in Brisbane. Already received funding this financial year.	\$0
83/1617	Maddison Johnston-Walker	Representing WA at Swimming championships in Brisbane. Already received funding this financial year.	\$0
84/1617	Jasmine Hopkins	Representing WA at the Swimming Championships in Brisbane. Funds to assist with associated travel costs.	\$200

App. No.	Recipient	Purpose	Amount
85/1617	Zoe Butler	Representing WA at the Swimming Championships in Brisbane. Funds to assist with associated travel costs.	\$200

Asset Management Report

Unsealed Roads and Fair Value

The following report provides some clarification on the calculation of fair value for unsealed roads and also the drivers for the unsealed road renewal (re-sheeting) program.

There are three main types of unsealed roads included within the City's unsealed road network. These are paved, formed and unformed roads. These are defined as follows;

- A paved road is a road that has been shaped by a grader and has been constructed with the use of imported gravel;
- A formed road is an unsealed road that has been shaped by a grader but has not been constructed with imported gravel; and
- An unformed road is a legally-recognised road that is undeveloped, but provides public access (often 4wd access only) to a particular area or feature.

Although each of these types of unsealed roads require varying levels of annual renewal requirements, they are none-the-less all still under the management control of the City; and therefore are all required to be included in the fair value assessment.

Formed and unformed roads, require little or no scheduled maintenance and may only be subject to ADHOC tree pruning or a light grade (formed roads only) as the need arises.

Scheduled maintenance is required for paved roads as these contain imported materials (gravel) which needs to be monitored and maintained at a certain depth (The ideal gravel depth for a paved road in an excellent condition is greater than 150mm); for the safety of road users, structural integrity of the underlying pavement and to provide sufficient gravel depth to enable maintenance grading.

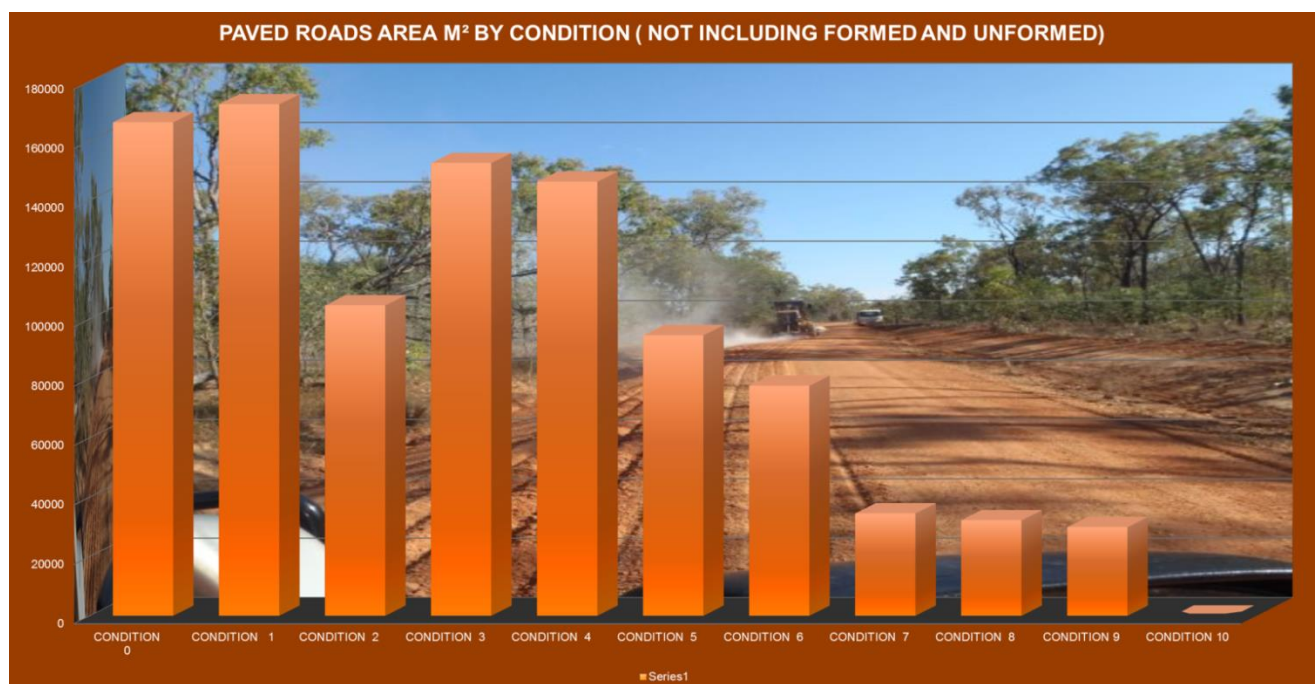
The monitoring of these paved roads consists of measuring the gravel depths with the use of a drill to ensure that minimum standards are being maintained. Unsealed roads with a gravel pavement should maintain a reasonable depth of gravel from the subgrade to the surface. This depth is renewed through the use of the gravel re-sheeting program which is funded through the annual budget.

Re-sheeting is required when the gravel depth falls to an ungradable level and subgrade exposure becomes evident. At this point there is no longer enough remaining gravel for the grader driver to "work with" when maintaining the road and more gravel is required. Re-sheeting is triggered by the road sections overall condition which considers depth, shape, drainage, looseness and safety. Priority is allocated considering condition, utilisation, risk and deprival.



The above chart shows the condition breakdown by square metres of all (paved, formed and unsealed roads) following the updated inspections in April 2017. This chart drives the fair value for unsealed roads, which currently sits at \$14.8M.

It should be noted here also, that formed and unsealed roads will naturally sit at condition eight, nine and ten; due to zero pavement gravel depth. This is further highlighted in the chart below which shows a reduction in the square metres of road with condition eight, nine or ten ratings.



The above chart shows the condition breakdown for paved roads only (not including formed and unsealed) which drives the annual re-sheeting program. Roads sitting in the condition eight and nine and ten ratings are those which are scheduled for re-sheeting. These will be rectified through the current re-sheeting program and do not indicate any current back log of works for unsealed roads.

Sealed Roads for Comparison

The Chart below shows the current breakdown (by total square metres) of all sealed roads that the City maintains. This has been included as a means of highlighting the similar condition profiles of the sealed and unsealed paved roads above. These condition profiles are indicative of assets under a scheduled renewal program as the majority of the assets are sitting in an 'as new' or 'good' condition.



Both of these charts highlight the effectiveness of the current renewals programs and also the need for these programs to be maintained into the future. These programs are the annual re-sheeting and road construction programs which are funded through the annual budget.

OFFICER RECOMMENDATION

That the Finance Committee Information Bulletin for the month of May 2017 be noted.

7. GENERAL DISCUSSION ITEMS

8. NEXT MEETING DATE

Thursday 20 July 2017

9. CLOSURE