

Finance Committee Agenda

11 August 2021

ALL INFORMATION AVAILABLE IN VARIOUS FORMATS ON REQUEST

city@busselton.wa.gov.au

CITY OF BUSSELTON

MEETING NOTICE AND AGENDA – 11 AUGUST 2021

TO: THE MAYOR AND COUNCILLORS

NOTICE is given that a meeting of the Finance Committee will be held in the Committee Room, Administration Building, Southern Drive, Busselton, on Wednesday, 11 August 2021, commencing at 10.00am.

The attendance of Committee Members is respectfully requested.

DISCLAIMER

Statements or decisions made at Committee meetings should not be relied on (or acted upon) by an applicant or any other person or entity until subsequent written notification has been given by or received from the City of Busselton. Without derogating from the generality of the above, approval of planning applications and building permits and acceptance of tenders and quotations will only become effective once written notice to that effect has been given to relevant parties. The City of Busselton expressly disclaims any liability for any loss arising from any person or body relying on any statement or decision made during a Committee meeting.



MIKE ARCHER

CHIEF EXECUTIVE OFFICER

6 August 2021

CITY OF BUSSELTON

AGENDA FOR THE FINANCE COMMITTEE MEETING TO BE HELD ON 11 AUGUST 2021

TABLE OF CONTENTS

ITEM NO.	SUBJECT	PAGE NO.
1.	DECLARATION OF OPENING, ACKNOWLEDGEMENT OF COUNTRY AND ANNOUNCEMENT OF VISITORS	4
2.	ATTENDANCE	4
3.	PUBLIC QUESTION TIME.....	4
4.	DISCLOSURE OF INTERESTS	4
5.	CONFIRMATION OF MINUTES	4
5.1	Minutes of the Finance Committee Meeting held 21 July 2021	4
6.	REPORTS	5
6.1	LIST OF PAYMENTS MADE - JUNE 2021	5
6.2	FINANCIAL ACTIVITY STATEMENTS - YEAR TO DATE AS AT 30 JUNE 2021	23
7.	GENERAL DISCUSSION ITEMS	61
8.	NEXT MEETING DATE	61
9.	CLOSURE	61

1. **DECLARATION OF OPENING, ACKNOWLEDGEMENT OF COUNTRY AND ANNOUNCEMENT OF VISITORS**

2. **ATTENDANCE**

Apologies

3. **PUBLIC QUESTION TIME**

4. **DISCLOSURE OF INTERESTS**

5. **CONFIRMATION OF MINUTES**



5.1 Minutes of the Finance Committee Meeting held 21 July 2021

RECOMMENDATION

That the Minutes of the Finance Committee Meeting held 21 July 2021 be confirmed as a true and correct record.

6. REPORTS

6.1 LIST OF PAYMENTS MADE - JUNE 2021

STRATEGIC THEME	LEADERSHIP - A Council that connects with the community and is accountable in its decision making.
STRATEGIC PRIORITY	4.2 Deliver governance systems that facilitate open, ethical and transparent decision making.
SUBJECT INDEX	Financial Operations
BUSINESS UNIT	Financial Services
REPORTING OFFICER	Manager Financial Services - Paul Sheridan
AUTHORISING OFFICER	Director Finance and Corporate Services - Tony Nottle
NATURE OF DECISION	Noting: The item is simply for information purposes and noting
VOTING REQUIREMENT	Simple Majority
ATTACHMENTS	Attachment A List of Payments - June 2021  

OFFICER RECOMMENDATION

That the Council notes payment of voucher numbers M118826 – M118860, EF079829 – EF080582, T7563 – T7565, DD004509 – DD004559, as well as payroll payments, together totalling \$10,084,386.60.

EXECUTIVE SUMMARY

This report provides details of payments made from the City's bank accounts for the month of June 2021, for noting by the Council and recording in the Council Minutes.

BACKGROUND

The *Local Government (Financial Management) Regulations 1996* (the Regulations) requires that, when the Council has delegated authority to the Chief Executive Officer to make payments from the City's bank accounts, a list of payments made is prepared each month for presentation to, and noting by, the Council.

OFFICER COMMENT

In accordance with regular custom, the list of payments made for the month of June 2021 is presented for information.

Statutory Environment

Section 6.10 of the *Local Government Act 1995* and more specifically Regulation 13 of the Regulations refer to the requirement for a listing of payments made each month to be presented to the Council.

Relevant Plans and Policies

There are no relevant plans or policies to consider in relation to this matter.

Financial Implications

There are no financial implications associated with the officer recommendation.

Stakeholder Consultation

No external stakeholder consultation was required or undertaken in relation to this matter.

Risk Assessment

An assessment of the potential implications of implementing the officer recommendation has been undertaken using the City's risk management framework, with risks assessed taking into account any controls already in place. No risks of a medium or greater level have been identified.

Options

Not applicable.

CONCLUSION

The list of payments made for the month of June 2021 is presented for information.

TIMELINE FOR IMPLEMENTATION OF OFFICER RECOMMENDATION

Not applicable.



LISTING OF PAYMENTS MADE
UNDER DELEGATED AUTHORITY
FOR THE MONTH OF JUNE 2021

CHEQUE PAYMENTS	CHEQUE # 118826 - 118860	29,925.90
ELECTRONIC TRANSFER PAYMENTS	EFT79829 - EFT80582	7,450,283.43
TRUST ACCOUNT	TRUST ACCOUNT # 7563 - 7565	41,427.43
INTERNAL PAYMENT VOUCHERS	DD004509 - DD004549	118,979.45
PAYROLL PAYMENTS	01.06.2021 - 30.06.2021	2,443,770.39
		10,084,386.60

CHEQUE PAYMENTS JUNE 2021				
DATE	REF #	NAME	DESCRIPTION	AMOUNT \$
24/06/2021	115864	A WISNIEWSKA & D BRZEZINSKI	CROSSOVER SUBSIDY PAYMENT	-64.90
14/06/2021	118840	AMY RULE	REFUND OF RATE OVERPAYMENT	35.30
30/06/2021	118851	ARTGEO PETTY CASH	PETTY CASH REIMBURSEMENT	97.45
17/06/2021	118846	AUSTRALIAN INSTITUTE OF BUILDING SURVEYORS	TRAINING SERVICES	100.00
24/06/2021	117057	BELVIN NOMINEES	CROSSOVER SUBSIDY PAYMENT	-250.00
30/06/2021	118854	BUSSELTON PUBLIC LIBRARY - PETTY CASH	PETTY CASH REIMBURSEMENT	176.75
24/06/2021	115680	CHOWS TABLE PTY LTD	REFUND PAYMENTS - SUNDRY	-159.50
17/06/2021	118843	CITY OF BUSSELTON	STAFF REIMBURSEMENTS	77.00
30/06/2021	118848	CITY OF BUSSELTON DEPOT - PETTY CASH	PETTY CASH RECOUP	95.75
9/06/2021	118827	COMMISSIONER OF STATE REVENUE	REFUND OF RATE OVERPAYMENT	302.66
9/06/2021	118828	COMMISSIONER OF STATE REVENUE	REFUND OF RATE OVERPAYMENT	88.18
30/06/2021	118856	DENNIS HARRIS	REFUND OF ANIMAL TRAP BOND	100.00
14/06/2021	118829	DEPARTMENT OF TRANSPORT	PLANT REGISTRATION	327.00
30/06/2021	118850	DEPARTMENT OF TRANSPORT	PLANT REGISTRATION	654.00
17/06/2021	118842	DEPT OF COMMUNITIES EDUCATION AND CARE REGULATORY UNIT	ANNUAL SERVICE FEE	634.00
30/06/2021	118853	DUNSBOROUGH PUBLIC LIBRARY - PETTY CASH	PETTY CASH REIMBURSEMENT	116.85
24/06/2021	117149	ENERGY HOMES PTY LTD	CROSSOVER SUBSIDY PAYMENT	-740.00
17/06/2021	118845	ENGINEERS AUSTRALIA	MEMBERSHIP	1,257.00
30/06/2021	118849	GEOGRAPHE LEISURE CENTRE - PETTY CASH	PETTY CASH REIMBURSEMENT	159.70
14/06/2021	118836	HEFRA PTY LTD	REFUND OF RATE OVERPAYMENT	3,033.18
14/06/2021	118834	IAN KENNETH MANUEL	REFUND OF RATE OVERPAYMENT	784.61
14/06/2021	118838	JENNIFER DAWN PATTERSON	REFUND OF RATE OVERPAYMENT	800.64
24/06/2021	117116	JOHN W SKENDER	CROSSOVER SUBSIDY PAYMENT	-300.00
14/06/2021	118830	JUDITH JOHNSTON	REFUND OF ANIMAL TRAP BOND	100.00
24/06/2021	114392	KAREN KOSTAS	JETTY TOURIST PARK BOND	-15.00
14/06/2021	118831	LAURA HARRIS	REFUND OF ANIMAL TRAP BOND	100.00
24/06/2021	117148	MA DYSON	CROSSOVER SUBSIDY PAYMENT	-600.00
30/06/2021	118855	NATURALISTE COMMUNITY CENTRE PETTY CASH	PETTY CASH REIMBURSEMENT	7.65
14/06/2021	118837	NOLA EDITH YATES	REFUND OF RATE OVERPAYMENT	100.00
30/06/2021	118847	OFFICE OF THE CEO - PETTY CASH	PETTY CASH REIMBURSEMENT	463.65
14/06/2021	118832	PAUL & DONNA CREEDON	CROSSOVER SUBSIDY PAYMENT	167.90
24/06/2021	116447	REFUND PAYMENTS - SUNDRY	REFUND PAYMENTS - SUNDRY	-138.00
14/06/2021	118833	RODERICK & LAUREN ANTHONY	CROSSOVER SUBSIDY PAYMENT	276.30
14/06/2021	118839	ROSEANNA HUXTABLE	REFUND OF RATE OVERPAYMENT	100.00
14/06/2021	118835	RR & GM FRENCH	REFUND OF RATE OVERPAYMENT	803.34
17/06/2021	118844	SHIRE OF AUGUSTA MARGARET RIVER	COMMUNITY HALL HIRE	6,974.38
30/06/2021	118859	SJ & TJ GREAY	REFUND OF RATE OVERPAYMENT	200.00
30/06/2021	118860	SUSANNA WELSH	REFUND OF RATE OVERPAYMENT	729.50
30/06/2021	118858	SW OCCUPATIONAL THERAPY PROF DEV GROUP	REFUND OF HALL & KEY DEPOSITS	254.60
9/06/2021	118826	SYDNEY WHITE	REFUND OF RATE OVERPAYMENT	918.91
30/06/2021	118857	THELMA WALLINGFORD	REFUND OF ANIMAL TRAP BOND	100.00
3/06/2021	118335	WA STRATA MANAGEMENT	STRATA LEVY FEES & WATER CONSUMPTION	-1,659.86
3/06/2021	118432	WA STRATA MANAGEMENT	STRATA LEVY FEES & WATER CONSUMPTION	-407.07
17/06/2021	118841	WA STRATA MANAGEMENT	STRATA LEVY FEES & WATER CONSUMPTION	14,165.43
24/06/2021	115565	WM CLARKE	REFUND PAYMENTS - SUNDRY	-41.50
				29,925.90

EFT PAYMENTS JUNE 2021				
DATE	REF #	NAME	DESCRIPTION	AMOUNT \$
30/06/2021	80527	360 ENVIRONMENTAL	ENVIRONMENTAL CONSULTANCY	3,553.00
3/06/2021	79836	A1 BOBCATS BUSSELTON	EARTHWORK SERVICES	10,373.00
23/06/2021	80249	A1 BOBCATS BUSSELTON	EARTHWORK SERVICES	594.00
23/06/2021	80202	ABBAY TILING SERVICE	TILING SERVICES	2,255.00
10/06/2021	80043	AC FORSTER & SON	PLUMBING SERVICES	148.50
23/06/2021	80359	AC FORSTER & SON	PLUMBING SERVICES	417.50
10/06/2021	80066	ACTIV FOUNDATION INC	MAINTENANCE SERVICES	42,152.55
10/06/2021	79908	ACTON SOUTH WEST	RATE REFUND	673.40
10/06/2021	79901	ACURIX NETWORKS	INTERNET WIFI ACCESS	1,581.80
23/06/2021	80205	ACURIX NETWORKS	INTERNET WIFI ACCESS	1,749.00



LISTING OF PAYMENTS MADE
UNDER DELEGATED AUTHORITY
FOR THE MONTH OF JUNE 2021

CHEQUE PAYMENTS	CHEQUE # 118826 - 118860	29,925.90
ELECTRONIC TRANSFER PAYMENTS	EFT79829 - EFT80582	7,450,283.43
TRUST ACCOUNT	TRUST ACCOUNT # 7563 - 7565	41,427.43
INTERNAL PAYMENT VOUCHERS	DD004509 - DD004549	118,979.45
PAYROLL PAYMENTS	01.06.2021 - 30.06.2021	2,443,770.39
		10,084,386.60

23/06/2021	80283	ADVAM PTY LTD	AIRPORT CARPARK CREDIT CARD TRANSACTIONS	364.85
10/06/2021	79963	ADVANCED SEALING TRUST	MAINTENANCE SERVICES	2,708.75
17/06/2021	80146	ADVANCED SEALING TRUST	MAINTENANCE SERVICES	16,550.60
23/06/2021	80271	ADVANCED SEALING TRUST	MAINTENANCE SERVICES	969.65
10/06/2021	79969	ADVISIAN PTY LTD	ENGINEERING SERVICES	12,662.10
23/06/2021	80307	AFGRI EQUIPMENT	MACHINERY EQUIPMENT PARTS AND SERVICE	147.83
10/06/2021	79986	AGLE ROYAL DEVELOPMENTS	50% NEWPORT GEOGRAPHE BORE	50,000.00
23/06/2021	80340	AIVARS GULANS	ART SALES	315.00
30/06/2021	80483	AL FORNO	CATERING	1,205.00
23/06/2021	80244	ALASTAIR TAYLOR	ART SALES	4.20
10/06/2021	79943	ALINTA ENERGY	ELECTRICITY	39.00
23/06/2021	80317	ALISON BURTON	ART SALES	65.10
23/06/2021	80430	ALLOY & STAINLESS PRODUCTS PTY LTD	PLANT PURCHASES / SERVICES / PARTS	1,463.18
10/06/2021	80006	ALLUVIUM CONSULTING PTY LTD	CONSULTING SERVICES	11,000.00
30/06/2021	80516	ALLUVIUM CONSULTING PTY LTD	CONSULTING SERVICES	25,850.00
10/06/2021	79968	ALPINE LAUNDRY PTY LTD	COMMERCIAL LAUNDRY	338.68
23/06/2021	80277	ALPINE LAUNDRY PTY LTD	COMMERCIAL LAUNDRY	369.20
30/06/2021	80514	ALTUS GROUP CONSULTING PTY LTD	COST MANAGEMENT SERVICES	9,796.05
16/06/2021	80081	AMBERGATE BUSH FIRE BRIGADE	PETTY CASH REIMBURSEMENT	0.00
23/06/2021	80390	AMITY SIGNS	SIGNAGE SERVICES	89.65
23/06/2021	80207	ANNA FOLEY	WELLNESS SERVICES	3,440.00
10/06/2021	79992	AQUATIC RECREATION GROUP WESTERN AUSTRALIA	TRAINING AND PROFESSIONAL DEVELOPMENT	713.00
23/06/2021	80310	AQUATIC RECREATION GROUP WESTERN AUSTRALIA	TRAINING AND PROFESSIONAL DEVELOPMENT	2,045.00
10/06/2021	79893	ARBOR GUY	TREE MAINTENANCE SERVICES	15,817.42
23/06/2021	80193	ARBOR GUY	TREE MAINTENANCE SERVICES	76,204.78
30/06/2021	80458	ARBOR GUY	TREE MAINTENANCE SERVICES	67,772.58
10/06/2021	80037	ARROW BRONZE	MEMORIAL PLAQUES SUPPLIER	456.94
23/06/2021	80234	ART INSTALL	ART TRANSPORT AND INSTALLATION	680.00
30/06/2021	80478	ART INSTALL	ART TRANSPORT AND INSTALLATION	200.00
30/06/2021	80485	ARTEZEN CAFE	CATERING	285.00
10/06/2021	79902	ARTISAN PAVING	PAVING SERVICES	7,084.00
10/06/2021	80118	ASCENT ENGINEERING PTY LTD	ENGINEERING SERVICES	1,859.00
3/06/2021	79843	AUBREY SMITH	ANIMATION OF BIKE SAFETY	3,500.00
10/06/2021	79962	AUBREY SMITH	ANIMATION OF BIKE SAFETY	200.00
23/06/2021	80374	AUSTRALIA POST	POSTAL SERVICE	2,713.52
10/06/2021	80082	AUSTRALIAN AIRPORTS ASSOCIATION	SUBSCRIPTION	2,368.30
17/06/2021	80130	AUSTRALIAN SERVICES UNION	UNION FEES	25.90
1/07/2021	80576	AUSTRALIAN SERVICES UNION	UNION FEES	25.90
17/06/2021	80129	AUSTRALIAN TAXATION OFFICE	PAYG TAXATION	243,830.00
1/07/2021	80575	AUSTRALIAN TAXATION OFFICE	PAYG TAXATION	236,573.00
30/06/2021	80492	AUSTSWIM LIMITED	TRAINING SERVICES	375.00
10/06/2021	80097	AUTO ONE	PLANT PURCHASES / SERVICES / PARTS	4,509.24
23/06/2021	80409	AUTO ONE	PLANT PURCHASES / SERVICES / PARTS	69.95
23/06/2021	80311	AV TRUCK SERVICES PTY LTD	VEHICLE PARTS & MAINTENANCE	87.08
30/06/2021	80509	AV TRUCK SERVICES PTY LTD	VEHICLE PARTS & MAINTENANCE	316.03
10/06/2021	79896	AVIATION PROJECTS PTY LTD	CONSULTANCY SERVICES	2,068.00
30/06/2021	80460	AVIATION PROJECTS PTY LTD	CONSULTANCY SERVICES	5,170.00
3/06/2021	79872	AVIS SOUTHWEST RENTALS	VEHICLE RENTAL SERVICES	2,597.49
23/06/2021	80407	AVIS SOUTHWEST RENTALS	VEHICLE RENTAL SERVICES	2,061.83
30/06/2021	80555	AVIS SOUTHWEST RENTALS	VEHICLE RENTAL SERVICES	1,998.07
23/06/2021	80299	AXIIS CONTRACTING PTY LTD	CONCRETE FOOTPATH AND ASSOCIATED WORKS	69,884.95
10/06/2021	79915	AZILITY	IT SOFTWARE	988.90
10/06/2021	80075	B & B STREET SWEEPING	STREET SWEEPING SERVICE	31,880.93
17/06/2021	80169	B & B STREET SWEEPING	STREET SWEEPING SERVICE	42,059.67
23/06/2021	80388	B & B STREET SWEEPING	STREET SWEEPING SERVICE	23,962.25
30/06/2021	80544	B & B STREET SWEEPING	STREET SWEEPING SERVICE	18,128.70
3/06/2021	79849	BAKED BUSSELTON	BAKERY CATERING	200.00
30/06/2021	80463	BANG THE TABLE	SURVEY SERVICES	24,750.00
23/06/2021	80328	BARBARA WEEKS	ART SALES	36.00
23/06/2021	80298	BAREFOOT BOOKS	LIBRARY RESOURCES	2,200.00
3/06/2021	79835	BARRY ALLEN ELECTRICAL SERVICES PTY LTD	ELECTRICAL SERVICES	4,072.20



LISTING OF PAYMENTS MADE
UNDER DELEGATED AUTHORITY
FOR THE MONTH OF JUNE 2021

CHEQUE PAYMENTS	CHEQUE # 118826 - 118860	29,925.90
ELECTRONIC TRANSFER PAYMENTS	EFT79829 - EFT80582	7,450,283.43
TRUST ACCOUNT	TRUST ACCOUNT # 7563 - 7565	41,427.43
INTERNAL PAYMENT VOUCHERS	DD004509 - DD004549	118,979.45
PAYROLL PAYMENTS	01.06.2021 - 30.06.2021	2,443,770.39
		10,084,386.60

10/06/2021	79936	BARRY ALLEN ELECTRICAL SERVICES PTY LTD	ELECTRICAL SERVICES	3,209.80
23/06/2021	80242	BARRY ALLEN ELECTRICAL SERVICES PTY LTD	ELECTRICAL SERVICES	2,785.75
30/06/2021	80479	BARRY ALLEN ELECTRICAL SERVICES PTY LTD	ELECTRICAL SERVICES	8,367.70
17/06/2021	80137	BATTERY ALL TYPES	BATTERY SUPPLIES	70.00
10/06/2021	79940	BATTERY WORLD BUNBURY	BATTERY SUPPLIES	1,372.80
10/06/2021	80065	BAY SIGNS	SIGNAGE SERVICES	1,273.90
17/06/2021	80166	BAY SIGNS	SIGNAGE SERVICES	5,587.80
23/06/2021	80381	BAY SIGNS	SIGNAGE SERVICES	5,792.00
10/06/2021	79920	BCP CIVIL & PLANT	EXCAVATOR & PLANT HIRE	275.00
23/06/2021	80225	BCP CIVIL & PLANT	EXCAVATOR & PLANT HIRE	760.73
30/06/2021	80475	BCP CONTRACTORS PTY LTD	EARTHWORKS	42,921.76
23/06/2021	80226	BCP LIQUID WASTE	LIQUID WASTE SERVICES	624.02
30/06/2021	80470	BCP LIQUID WASTE	LIQUID WASTE SERVICES	312.00
10/06/2021	80123	BEACHLANDS LAWNMOWING SERVICE	LAWN MOWING SERVICE	300.00
10/06/2021	80117	BEACHSIDE BUILDING & MAINTENANCE	MAINTENANCE SERVICES	1,535.00
23/06/2021	80321	BEAUTY STUDIO DUNSBOROUGH	ECONOMIC AND COMMUNITY SUPPORT GRANT	1,000.00
23/06/2021	80275	BELLROCK CLEANING SERVICES PTY LTD	CLEANING SERVICES	928.40
30/06/2021	80493	BELLROCK CLEANING SERVICES PTY LTD	CLEANING SERVICES	29,692.31
30/06/2021	80528	BEN COLMAN	PERSONAL IMPROVEMENT SEMINARS	350.00
10/06/2021	80007	BEN KING	SKATEPARK CONSULTATION	750.00
23/06/2021	80323	BEN KING	SKATEPARK CONSULTATION	750.00
10/06/2021	80017	BEPARTA PTY LTD	FURNITURE	4,818.00
10/06/2021	80103	BG & E PTY LTD	CONSULTANCY SERVICES	1,721.50
23/06/2021	80229	BINDI NUTRITION PTY LTD	ENERGY AND NUTRITION PRODUCTS	459.91
23/06/2021	80329	BIO SOIL SOLUTIONS	LIQUID SOIL SOLUTIONS	132.00
10/06/2021	80002	BISTRO BRETON	COFFEE WORKSHOPS AND CATERING	440.00
10/06/2021	80064	BLACKWOODS	FLEET CONSUMABLES & MAINTENANCE PARTS	706.76
23/06/2021	80379	BLACKWOODS	FLEET CONSUMABLES & MAINTENANCE PARTS	2,470.35
23/06/2021	80341	BLUE ARMADILLO (ODILE BELL)	ART SALES	72.80
30/06/2021	80497	BNBGUARD PTY LTD	SHORT-TERM HOLIDAY RENTAL MONITORING	3,410.00
3/06/2021	79864	BOC GASES AUSTRALIA LTD	GAS SERVICES	1,026.01
10/06/2021	80041	BOC GASES AUSTRALIA LTD	GAS SERVICES	1,647.49
17/06/2021	80164	BOC GASES AUSTRALIA LTD	GAS SERVICES	550.61
23/06/2021	80358	BOC GASES AUSTRALIA LTD	GAS SERVICES	96.31
30/06/2021	80537	BOC GASES AUSTRALIA LTD	GAS SERVICES	704.22
23/06/2021	80295	BODYCARE HEALTH & WELLBEING PTY LTD	INTRANET HEALTH NEWSLETTERS	2,640.00
23/06/2021	80333	BOLINDA DIGITAL PTY LTD	LIBRARY RESOURCES	1,886.64
10/06/2021	80025	BOND REFUNDS SUNDRY EFT	BOND REFUND	360.00
10/06/2021	80026	BOND REFUNDS SUNDRY EFT	BOND REFUND	200.00
10/06/2021	80027	BOND REFUNDS SUNDRY EFT	BOND REFUND	300.00
29/06/2021	80028	BOND REFUNDS SUNDRY EFT	BOND REFUND	0.00
17/06/2021	80155	BOND REFUNDS SUNDRY EFT	BOND REFUND	200.00
23/06/2021	80334	BOND REFUNDS SUNDRY EFT	BOND REFUND	200.00
23/06/2021	80335	BOND REFUNDS SUNDRY EFT	BOND REFUND	200.00
30/06/2021	80336	BOND REFUNDS SUNDRY EFT	BOND REFUND	0.00
23/06/2021	80337	BOND REFUNDS SUNDRY EFT	BOND REFUND	200.00
23/06/2021	80338	BOND REFUNDS SUNDRY EFT	BOND REFUND	200.00
30/06/2021	80531	BOND REFUNDS SUNDRY EFT	BOND REFUND	370.64
30/06/2021	80532	BOND REFUNDS SUNDRY EFT	BOND REFUND	225.90
10/06/2021	79889	BOYANUP BOTANICAL	NURSERY SERVICES	130.68
23/06/2021	80190	BOYANUP BOTANICAL	NURSERY SERVICES	1,383.80
10/06/2021	79971	BP AUSTRALIA PTY LTD	CONSTRUCTION OF JET FUEL FACILITY	8,811.41
10/06/2021	80009	BRETT TITTERTON ELECTRICAL AND AIR CONDITIONING	ELECTRICAL SERVICES	348.00
10/06/2021	79995	BRIAN EDWARD INGRAM	CARPENTRY SERVICES	750.00
30/06/2021	80510	BRIAN EDWARD INGRAM	CARPENTRY SERVICES	1,125.00
23/06/2021	80200	BRIDGESTONE	TYRE SERVICES	342.43
23/06/2021	80438	BROADWATER BRICK PAVING	PAVING SERVICES	1,600.00
10/06/2021	79919	BROADWATER MEDICAL CENTRE	MEDICAL SERVICES	273.00
17/06/2021	80140	BROADWATER MEDICAL CENTRE	MEDICAL SERVICES	819.00
23/06/2021	80224	BROADWATER MEDICAL CENTRE	MEDICAL SERVICES	75.00
10/06/2021	80015	BROADWATER RESORT - COMO	SHORT TERM ACCOMMODATION	175.00



LISTING OF PAYMENTS MADE
UNDER DELEGATED AUTHORITY
FOR THE MONTH OF JUNE 2021

CHEQUE PAYMENTS	CHEQUE # 118826 - 118860	29,925.90
ELECTRONIC TRANSFER PAYMENTS	EFT79829 - EFT80582	7,450,283.43
TRUST ACCOUNT	TRUST ACCOUNT # 7563 - 7565	41,427.43
INTERNAL PAYMENT VOUCHERS	DD004509 - DD004549	118,979.45
PAYROLL PAYMENTS	01.06.2021 - 30.06.2021	2,443,770.39
		10,084,386.60

10/06/2021	80101	BSA ADVANCED PROPERTY SOLUTIONS	AIR CONDITIONING SERVICES	3,602.50
23/06/2021	80415	BSA ADVANCED PROPERTY SOLUTIONS	AIR CONDITIONING SERVICES	128,829.25
30/06/2021	80561	BSA ADVANCED PROPERTY SOLUTIONS	AIR CONDITIONING SERVICES	644.05
10/06/2021	80078	BSEWA	ELECTRICAL SERVICES	4,105.02
23/06/2021	80392	BSEWA	ELECTRICAL SERVICES	33,641.89
23/06/2021	80405	BUNBURY HIAB AND TILTRAY (HOTMAC GOLD PTY LTD T/AS)	TILT TRAY SERVICES	748.00
3/06/2021	79870	BUNNINGS BUILDING SUPPLIES	HARDWARE SUPPLIES	388.62
10/06/2021	80080	BUNNINGS BUILDING SUPPLIES	HARDWARE SUPPLIES	2,520.40
23/06/2021	80394	BUNNINGS BUILDING SUPPLIES	HARDWARE SUPPLIES	1,439.25
23/06/2021	80252	BUSSELTON AGRICULTURAL SERVICES (WA) PTY LTD	RURAL SUPPLIES	135.00
23/06/2021	80243	BUSSELTON AUTO ELECTRICS	AUTO ELECTRICAL SERVICES	2,559.20
30/06/2021	80464	BUSSELTON BEARING SERVICES	BEARING SUPPLIES	1,626.05
10/06/2021	80070	BUSSELTON BUILDING PRODUCTS	BUILDING PRODUCT SUPPLIER	151.31
23/06/2021	80386	BUSSELTON BUILDING PRODUCTS	BUILDING PRODUCT SUPPLIER	184.59
23/06/2021	80304	BUSSELTON DUNSBOROUGH MAIL	ADVERTISING SERVICES	252.02
30/06/2021	80506	BUSSELTON DUNSBOROUGH MAIL	ADVERTISING SERVICES	1,100.00
17/06/2021	80168	BUSSELTON FLORIST	FLOWERS AND GIFTS	100.00
10/06/2021	80092	BUSSELTON FOOTBALL & SPORTSMAN'S CLUB	ELECTRICITY REIMBURSEMENT	553.34
30/06/2021	80554	BUSSELTON FOOTBALL & SPORTSMAN'S CLUB	ELECTRICITY REIMBURSEMENT	100.00
23/06/2021	80204	BUSSELTON GOLF CLUB INCORPORATED	PAYOUT OF LOAN PROCEEDS	110,000.00
23/06/2021	80404	BUSSELTON HOCKEY ASSOCIATION INCORPORATED	COMMUNITY BIDS	11,000.00
30/06/2021	80452	BUSSELTON HYDRAULIC SERVICES INC	HYDRAULIC SERVICES	563.02
10/06/2021	80018	BUSSELTON JETTY TOURIST PARK SUNDRY EFT	BJTP REFUND	246.00
10/06/2021	80019	BUSSELTON JETTY TOURIST PARK SUNDRY EFT	BJTP REFUND	12.00
10/06/2021	80020	BUSSELTON JETTY TOURIST PARK SUNDRY EFT	BJTP REFUND	122.00
10/06/2021	80021	BUSSELTON JETTY TOURIST PARK SUNDRY EFT	BJTP REFUND	62.00
30/06/2021	80530	BUSSELTON JETTY TOURIST PARK SUNDRY EFT	BJTP REFUND	61.00
30/06/2021	80461	BUSSELTON LOCKSMITH	SECURITY SUPPLIES	1,205.60
17/06/2021	80145	BUSSELTON MOTORCYCLES	VEHICLE PARTS	588.35
23/06/2021	80373	BUSSELTON MOTORS (MITSUBISHI/MAZDA)	VEHICLE PURCHASES / SERVICES / PARTS	922.19
30/06/2021	80542	BUSSELTON MOTORS (MITSUBISHI/MAZDA)	VEHICLE PURCHASES / SERVICES / PARTS	44,940.15
23/06/2021	80302	BUSSELTON MUSIC	AUDIO EQUIPMENT AND ACCESSORIES	760.00
3/06/2021	79868	BUSSELTON PEST & WEED CONTROL	PEST CONTROL SERVICES	1,158.57
10/06/2021	80067	BUSSELTON PEST & WEED CONTROL	PEST CONTROL SERVICES	3,553.00
17/06/2021	80167	BUSSELTON PEST & WEED CONTROL	PEST CONTROL SERVICES	21,090.55
10/06/2021	80086	BUSSELTON PRINT IT	PRINTING SERVICES	1,095.00
23/06/2021	80395	BUSSELTON REFRIGERATION & AIRCONDITIONING	REFRIGERATION/AIR CONDITIONING SERVICES	1,573.00
23/06/2021	80387	BUSSELTON SENIOR HIGH SCHOOL	TREE PLANTING SUPPORT	60.00
30/06/2021	80548	BUSSELTON STATE EMERGENCY SERVICE	PETTY CASH REIMBURSEMENT	1,069.09
23/06/2021	80351	BUSSELTON SUBIE SERVICE	AUTOMOTIVE SERVICE AND REPAIR	720.85
23/06/2021	80384	BUSSELTON TENNIS CLUB	TENNIS CLUB RELOCATION	1,617.00
16/06/2021	80091	BUSSELTON VOLUNTEER FIRE & RESCUE SERVICE	FIRE HAZARD REDUCTION BURN	0.00
10/06/2021	80040	BUSSELTON WATER	WATER SERVICES	515.86
17/06/2021	80163	BUSSELTON WATER	WATER SERVICES	19,550.00
3/06/2021	79871	BUSSELTON WELDING SERVICES	WELDING SERVICES	374.00
30/06/2021	80552	BUSSELTON WELDING SERVICES	WELDING SERVICES	2,365.00
10/06/2021	79977	CAMPBELLS	GLC KIOSK PURCHASES	236.18
10/06/2021	79989	CAPE CELLARS BUSSELTON	REFRESHMENTS	514.27
23/06/2021	80308	CAPE CELLARS BUSSELTON	REFRESHMENTS	407.54
10/06/2021	80120	CAPE DRYCLEANERS	LINEN CLEANING SERVICES	182.00
23/06/2021	80444	CAPE DRYCLEANERS	LINEN CLEANING SERVICES	160.70
23/06/2021	80432	CAPE RURAL CONTRACTING	FIRE CONTROL SERVICES	2,871.00
30/06/2021	80566	CAPE RURAL CONTRACTING	FIRE CONTROL SERVICES	715.00
4/06/2021	79841	CAPE SHADES	SHADE SAILS	0.00
10/06/2021	79948	CAPE SHADES	SHADE SAILS	1,956.80
23/06/2021	80402	CARDNO (WA) PTY LTD	CONSULTANCY SERVICES	18,704.40
30/06/2021	80551	CARDNO (WA) PTY LTD	CONSULTANCY SERVICES	2,035.00
10/06/2021	79911	CAREERSPOT PTY LTD	ADVERTISING SERVICES	188.10
3/06/2021	79869	CAROL ANDERSON	STAFF REIMBURSEMENT	59.97
23/06/2021	80325	CAROL MULHEARN	ART SALES	7.00
10/06/2021	80008	CARRAMAR COASTAL NURSERY	NURSERY SUPPLIES	19,995.25



LISTING OF PAYMENTS MADE
UNDER DELEGATED AUTHORITY
FOR THE MONTH OF JUNE 2021

CHEQUE PAYMENTS	CHEQUE # 118826 - 118860	29,925.90
ELECTRONIC TRANSFER PAYMENTS	EFT79829 - EFT80582	7,450,283.43
TRUST ACCOUNT	TRUST ACCOUNT # 7563 - 7565	41,427.43
INTERNAL PAYMENT VOUCHERS	DD004509 - DD004549	118,979.45
PAYROLL PAYMENTS	01.06.2021 - 30.06.2021	2,443,770.39
		10,084,386.60

3/06/2021	79848	CB TRAFFIC SOLUTIONS PTY LTD	TRAFFIC MANAGEMENT SERVICES	5,599.17
23/06/2021	80290	CB TRAFFIC SOLUTIONS PTY LTD	TRAFFIC MANAGEMENT SERVICES	12,803.90
30/06/2021	80519	CCS GROUP AU PTY LTD	SPECIALISED BUILDING AND CONSTRUCTION	2,860.00
4/06/2021	79840	CHANNEL7 TELETHON TRUST	DONATION	0.00
10/06/2021	79947	CHANNEL7 TELETHON TRUST	DONATION	5,200.00
30/06/2021	80484	CHANNEL7 TELETHON TRUST	DONATION	520.00
23/06/2021	80330	CHEKRITE ASIA PACIFIC PTY LTD	SOFTWARE SYSTEM AND PROFESSIONAL SERVICES	1,097.80
10/06/2021	80045	CHILDRENS BOOK COUNCIL OF AUSTRALIA	LIBRARY RESOURCES	324.60
23/06/2021	80297	CHLOE ABLA STUDIOS	ART SALES	63.00
23/06/2021	80287	CHOICECHEM	BITUMEN REMOVER	85.80
30/06/2021	80457	CHRIS PAYNE	BUSHFIRE OFFICER HONORARIUM	396.00
23/06/2021	80301	CHRISEA DESIGNS	ART SALES	133.00
10/06/2021	80084	CHUBB FIRE & SECURITY PTY LTD	FIRE EQUIPMENT SERVICES	5,001.04
23/06/2021	80399	CHUBB FIRE & SECURITY PTY LTD	FIRE EQUIPMENT SERVICES	330.56
23/06/2021	80319	CIRCUITWEST INC	WA PRESENTERS ASSOCIATION	528.00
30/06/2021	80563	CITY AND REGIONAL FUELS	FUEL SERVICES	2,017.38
17/06/2021	80127	CITY OF BUSSELTON CHRISTMAS CLUB	PAYROLL DEDUCTIONS	3,174.18
1/07/2021	80573	CITY OF BUSSELTON CHRISTMAS CLUB	PAYROLL DEDUCTIONS	3,174.18
17/06/2021	80132	CITY OF BUSSELTON PAYROLL	PAYROLL DEDUCTIONS REALLOCATION	5,310.41
1/07/2021	80578	CITY OF BUSSELTON PAYROLL	PAYROLL DEDUCTIONS REALLOCATION	4,967.39
17/06/2021	80128	CITY OF BUSSELTON STAFF LOTTO	STAFF LOTTO	224.00
1/07/2021	80574	CITY OF BUSSELTON STAFF LOTTO	STAFF LOTTO	224.00
17/06/2021	80134	CITY OF BUSSELTON-SOCIAL CLUB	SOCIAL CLUB REIMBURSEMENT	242.00
1/07/2021	80580	CITY OF BUSSELTON-SOCIAL CLUB	SOCIAL CLUB REIMBURSEMENT	238.00
23/06/2021	80353	CITY OF FREMANTLE	LIBRARY RESOURCES	200.00
10/06/2021	79907	CIVIL/STRUCTURAL CONSULTING PTY LTD	STRUCTURAL INSPECTIONS	5,728.25
23/06/2021	80213	CIVIL/STRUCTURAL CONSULTING PTY LTD	STRUCTURAL INSPECTIONS	4,463.25
10/06/2021	80005	CIVIQ PTY LTD	AQUIFIL FLEXISHOWER	30,860.50
3/06/2021	79837	CIVITEST PTY LTD	SOIL COMPACTION TEST	6,694.05
10/06/2021	79944	CIVITEST PTY LTD	SOIL COMPACTION TEST	1,722.60
10/06/2021	80042	CJD EQUIPMENT PTY LTD	PLANT PURCHASES / SERVICES / PARTS	696.20
23/06/2021	80342	CLAIRE KASTELAN	ART SALES	31.05
10/06/2021	79953	CLARK RUBBER	SPORT EQUIPMENT SUPPLIER	139.90
10/06/2021	80094	CLEANAWAY	WASTE MANAGEMENT SERVICES	97,781.96
17/06/2021	80173	CLEANAWAY	WASTE MANAGEMENT SERVICES	80,484.09
30/06/2021	80556	CLEANAWAY	WASTE MANAGEMENT SERVICES	371.99
10/06/2021	80056	CLEANAWAY EQUIPMENT SERVICES	MAINTENANCE PARTS WASHER	965.80
23/06/2021	80369	CLEANAWAY EQUIPMENT SERVICES	MAINTENANCE PARTS WASHER	807.71
10/06/2021	79952	CLEANAWAY SOLID WASTE PTY LTD	WASTE DISPOSAL SERVICES	43,935.03
23/06/2021	80181	CLEVERPATCH	VACATION CARE SUPPLIES	155.52
10/06/2021	79960	COATES CIVIL CONSULTING P/L	CIVIL ENGINEERING CONSULTING SERVICES	8,976.00
23/06/2021	80416	COCA COLA - AMATIL PTY LTD	GLC KIOSK PURCHASES	979.53
10/06/2021	80085	COLES	COUNCIL & STAFF REFRESHMENTS	1,002.09
17/06/2021	80172	COLES	COUNCIL & STAFF REFRESHMENTS	997.85
23/06/2021	80401	COLES	COUNCIL & STAFF REFRESHMENTS	23.57
30/06/2021	80550	COLES	COUNCIL & STAFF REFRESHMENTS	1,099.09
10/06/2021	79925	COLES.COM.AU	COUNCIL & STAFF REFRESHMENTS	458.90
23/06/2021	80228	COLES.COM.AU	COUNCIL & STAFF REFRESHMENTS	250.40
23/06/2021	80178	COLIN CAMPBELL	ENGINEERING SERVICES	700.00
18/06/2021	80174	COLIN WOODFORD CARPENTRY & FINE FURNITURE	CARPENTRY SERVICES	17,963.00
30/06/2021	80472	COLIN WOODFORD CARPENTRY & FINE FURNITURE	CARPENTRY SERVICES	1,529.00
23/06/2021	80189	COMBINED TEAM SERVICES	TRAINING SERVICES	2,057.00
30/06/2021	80456	COMBINED TEAM SERVICES	TRAINING SERVICES	385.00
3/06/2021	79873	CORA BIKE RACK PTY LTD	BIKE RACK SERVICES	3,685.00
10/06/2021	79949	CORSIGN WA PTY LTD	SINGAGE AND TRAFFIC ACCESSORIES	1,078.00
10/06/2021	79885	CR. G HENLEY	COUNCILLOR PAYMENT	10,651.86
10/06/2021	79994	CR. J BARRETT-LENNARD	COUNCILLOR PAYMENT	2,837.56
10/06/2021	79965	CR. K HICK	COUNCILLOR PAYMENT	4,538.91
17/06/2021	80147	CR. K HICK	COUNCILLOR PAYMENT	221.65
10/06/2021	79996	CR. KATHERINE COX	COUNCILLOR PAYMENTS	2,837.56
10/06/2021	79964	CR. L MILES	COUNCILLOR PAYMENT	2,837.56



LISTING OF PAYMENTS MADE
UNDER DELEGATED AUTHORITY
FOR THE MONTH OF JUNE 2021

CHEQUE PAYMENTS	CHEQUE # 118826 - 118860	29,925.90
ELECTRONIC TRANSFER PAYMENTS	EFT79829 - EFT80582	7,450,283.43
TRUST ACCOUNT	TRUST ACCOUNT # 7563 - 7565	41,427.43
INTERNAL PAYMENT VOUCHERS	DD004509 - DD004549	118,979.45
PAYROLL PAYMENTS	01.06.2021 - 30.06.2021	2,443,770.39
		10,084,386.60

10/06/2021	79934	CR. P CARTER	COUNCILLOR PAYMENT	2,837.56
10/06/2021	79998	CR. P CRONIN	COUNCILLOR PAYMENTS	2,837.56
10/06/2021	79932	CR. R PAINE	COUNCILLOR PAYMENT	2,837.56
10/06/2021	79993	CR. SUSAN RICCELLI	COUNCILLOR PAYMENT	2,837.56
10/06/2021	79906	CRANEFORD PLUMBING PTY LTD	PLUMBING SERVICES	14,843.13
23/06/2021	80211	CRANEFORD PLUMBING PTY LTD	PLUMBING SERVICES	16,751.31
23/06/2021	80396	CRAVEN FOODS BUNBURY	GLC KIOSK PURCHASES	767.40
23/06/2021	80256	CREATIVE SPACES	CONSULTANCY SERVICES	6,163.85
10/06/2021	80100	CROSS SECURITY SERVICES	SECURITY SERVICES	652.52
23/06/2021	80414	CROSS SECURITY SERVICES	SECURITY SERVICES	3,701.28
10/06/2021	79982	CS LEGAL - CLOISTERS SQUARE	LEGAL RECOVERY ON RATING DEBTS	6,319.12
23/06/2021	80292	CS LEGAL - CLOISTERS SQUARE	LEGAL RECOVERY ON RATING DEBTS	3,331.71
30/06/2021	80500	CS LEGAL - CLOISTERS SQUARE	LEGAL RECOVERY ON RATING DEBTS	10,033.49
30/06/2021	80541	CURTIN UNIVERSITY OF TECHNOLOGY	TRAINING SERVICES	2,869.50
23/06/2021	80227	D MCKENZIE T/A LITORIA ECOSERVICES	CONSULTANCY SERVICES	7,232.50
30/06/2021	80471	D MCKENZIE T/A LITORIA ECOSERVICES	CONSULTANCY SERVICES	9,486.40
3/06/2021	79855	DANIEL FRITCHLEY	DRAFTING SERVICES	3,696.00
17/06/2021	80154	DANIEL FRITCHLEY	DRAFTING SERVICES	3,349.50
30/06/2021	80449	DANIELL ABRAHAMSE	STAFF REIMBURSEMENT	300.00
30/06/2021	80439	DAPHNE PRESTON	ART SALES	0.00
10/06/2021	80034	DAVID DICKHART	STAFF REIMBURSEMENT	330.00
17/06/2021	80142	DAVID GOODWIN	STAFF REIMBURSEMENT	84.25
23/06/2021	80398	DAVID MILDWATERS ELECTRICAL	MAINTENANCE SERVICES	8,015.16
30/06/2021	80549	DAVID MILDWATERS ELECTRICAL	MAINTENANCE SERVICES	33,036.82
23/06/2021	80199	DEB HOLDEN	STAFF REIMBURSEMENT	196.50
23/06/2021	80443	DELL AUSTRALIA PTY LTD	COMPUTER EQUIPMENT SUPPLIER	133.54
23/06/2021	80196	DENISE SANBROOK	ART SALES	12.60
23/06/2021	80180	DENNIS HADDON	ART SALES	52.50
10/06/2021	80077	DEPARTMENT OF FIRE AND EMERGENCY SERVICES	FIRE AND EMERGENCY SERVICES QTLY LEVIES	254,336.21
30/06/2021	80499	DEPARTMENT OF JUSTICE	BOND REFUND	363.57
3/06/2021	79878	DEPARTMENT OF PLANNING	DEVELOPMENT ASSESSMENT PANEL PAYMENT	9,411.00
10/06/2021	80102	DEPARTMENT OF PREMIER & CABINET	ADVERTISING SERVICES	92.70
23/06/2021	80418	DEPARTMENT OF PREMIER & CABINET	ADVERTISING SERVICES	3,133.20
23/06/2021	80195	DEPARTMENT OF TRANSPORT	VEHICLE OWNERSHIP SEARCHES	44.20
30/06/2021	80473	DEPARTMENT OF TRANSPORT	Port Geographe Waterways Reserve Funding Recoup	370,811.10
17/06/2021	80133	DEPUTY CHILD SUPPORT REGISTRAR	SALARY DEDUCTIONS	736.09
1/07/2021	80579	DEPUTY CHILD SUPPORT REGISTRAR	SALARY DEDUCTIONS	736.09
3/06/2021	79854	DEVLYN CONSTRUCTIONS PTY LTD	CONSTRUCTION SERVICES	2,226.40
23/06/2021	80318	DEVLYN CONSTRUCTIONS PTY LTD	External refurbishment Geographe Leisure Centre	94,312.83
3/06/2021	79830	DISPLAY MASTER AUSTRALIA	DISPLAY EQUIPMENT	871.20
10/06/2021	79891	DISPLAY MASTER AUSTRALIA	DISPLAY EQUIPMENT	137.50
3/06/2021	79858	DOG REGISTRATION REFUNDS	REFUND DOG REGISTRATION	51.65
30/06/2021	80529	DOG REGISTRATION REFUNDS	REFUND DOG REGISTRATION	75.00
30/06/2021	80526	DONALD CANT WATTS CORKE (WA) PTY LTS	CONSULTANCY SERVICES	3,300.00
23/06/2021	80201	DOROTHY SADDLETON	ART SALES	9.80
10/06/2021	79966	DORSOGNA LIMITED	ICE CREAM AND SMALL GOODS	804.70
23/06/2021	80273	DORSOGNA LIMITED	ICE CREAM AND SMALL GOODS	777.90
4/06/2021	79833	DOUGLAS WEBSTER	STAFF REIMBURSEMENT	0.00
10/06/2021	79912	DOUGLAS WEBSTER	STAFF REIMBURSEMENT	54.00
10/06/2021	79945	DOUTH CONTRACTING	PROPERTY & GARDEN MAINTENANCE	9,312.60
23/06/2021	80250	DOUTH CONTRACTING	PROPERTY & GARDEN MAINTENANCE	1,402.50
30/06/2021	80481	DOUTH CONTRACTING	PROPERTY & GARDEN MAINTENANCE	3,425.80
23/06/2021	80320	DOWN SOUTH SCAFFOLDING PTY LTD	SCAFFODING SUPPLY & INSTALLATION SERVICE	4,675.00
16/06/2021	80050	DUNSBOROUGH VOLUNTEER BUSHFIRE BRIGADE	PETTY CASH REIMBURSEMENT	0.00
10/06/2021	80068	DUNSBOROUGH & DISTRICT COUNTRY CLUB	GRANT FUNDING	2,750.00
23/06/2021	80406	DUNSBOROUGH & DISTRICTS PROGRESS ASSOC INC.	EVENT SPONSORSHIP	4,391.00
3/06/2021	79834	DUNSBOROUGH COMMUNITY MEN'S SHED	COMMUNITY BID 2015/2016	10,000.00
23/06/2021	80276	DUNSBOROUGH CONCRETE	CONCRETE SUPPLIES	4,686.00
30/06/2021	80494	DUNSBOROUGH CONCRETE	CONCRETE SUPPLIES	7,526.20



LISTING OF PAYMENTS MADE
UNDER DELEGATED AUTHORITY
FOR THE MONTH OF JUNE 2021

CHEQUE PAYMENTS	CHEQUE # 118826 - 118860	29,925.90
ELECTRONIC TRANSFER PAYMENTS	EFT79829 - EFT80582	7,450,283.43
TRUST ACCOUNT	TRUST ACCOUNT # 7563 - 7565	41,427.43
INTERNAL PAYMENT VOUCHERS	DD004509 - DD004549	118,979.45
PAYROLL PAYMENTS	01.06.2021 - 30.06.2021	2,443,770.39
		10,084,386.60

23/06/2021	80221	DUNSBOROUGH HARDWARE & HOME CENTRE	HARDWARE SERVICES	44.95
10/06/2021	80012	DUNSBOROUGH SHIPWRIGHTS	FIBREGLOSS REPAIRS	913.00
23/06/2021	80424	DUNSBOROUGH YALLINGUP CHAMBER OF COMMERCE & IND.	ECONOMIC AND COMMUNITY GRANT	2,658.84
23/06/2021	80410	DUXTON HOTEL	ACCOMMODATION	1,135.00
30/06/2021	80469	DYMOCKS - BUSSELTON	LIBRARY RESOURCES	3,470.08
16/06/2021	80049	EAGLE BAY VOLUNTEER BUSHFIRE BRIGADE	PETTY CASH REIMBURSEMENT	0.00
10/06/2021	79914	EAGLE BAY COMMUNITY HALL ASSOCIATION INC	VENUE HIRE	220.00
3/06/2021	79846	EARTH 2 OCEAN COMMUNICATIONS	COMMUNICATION SERVICES - RADIO REPAIRS	1,108.49
10/06/2021	79978	EARTH 2 OCEAN COMMUNICATIONS	COMMUNICATION SERVICES - RADIO REPAIRS	9,790.00
3/06/2021	79852	EARTH AND STONE WA	FOOTPATHS MAINTENANCE	5,623.75
10/06/2021	79987	EARTH AND STONE WA	FOOTPATHS MAINTENANCE	70,957.75
23/06/2021	80296	EAST COAST CONFERENCES	CONFERENCE FACILITATOR	300.00
10/06/2021	79984	ECOEDGE ENVIRONMENTAL SERVICES	FLORA AND VEGETATION ASSESSMENT	11,360.80
23/06/2021	80357	ECOSYSTEMS SOLUTIONS	CONSULTANCY SERVICES	3,795.00
23/06/2021	80259	ELAMOORE NATURAL SOAPS & COSMETICS PTY LTD	ART SALES	63.70
10/06/2021	80089	ELITE POOL COVERS PTY LTD	POOL SERVICES	506.00
23/06/2021	80176	ELLIOTTS IRRIGATION PTY LTD	IRRIGATION SERVICES	572.00
30/06/2021	80545	ELLIOTTS SMALL ENGINES	PLANT PURCHASES / SERVICES / PARTS	98.85
23/06/2021	80339	ELZA FOCHE	ART SALES	11.20
23/06/2021	80343	EMMA GEARY	ART SALES	14.00
23/06/2021	80206	ENVIRONEX INTERNATIONAL PTY LTD	POOL CHEMICALS FOR GLC	2,388.75
23/06/2021	80281	ESPLANADE HOTEL - BUSSELTON	ACCOMMODATION	364.30
10/06/2021	79928	EVERETT'S HOME AND YARD MAINTENANCE	MAINTENANCE SERVICES	1,260.00
17/06/2021	80141	EVERETT'S HOME AND YARD MAINTENANCE	MAINTENANCE SERVICES	1,480.00
18/06/2021	80175	EVERETT'S HOME AND YARD MAINTENANCE	MAINTENANCE SERVICES	880.00
23/06/2021	80231	EVERETT'S HOME AND YARD MAINTENANCE	MAINTENANCE SERVICES	2,430.00
30/06/2021	80476	EVERETT'S HOME AND YARD MAINTENANCE	MAINTENANCE SERVICES	1,003.00
10/06/2021	80095	EVERYDAY POTTED PLANTS	NURSERY SERVICES	1,488.03
23/06/2021	80408	EVERYDAY POTTED PLANTS	NURSERY SERVICES	4,415.95
23/06/2021	80433	EXTERIA	INFRASTRUCTURE SERVICES	11,191.40
23/06/2021	80324	FAIRTEL PTY LTD	TELECOMMUNICATION SERVICES	159.16
10/06/2021	80001	FAT RED BIRD DESIGNS	GRAPHIC DESIGN	1,030.00
23/06/2021	80441	FAWNA INC	BOND REFUND	900.00
23/06/2021	80183	FIRE & SAFETY WA	FIRE EQUIPMENT SUPPLIER	3,334.10
10/06/2021	79905	FIRE RESCUE SAFETY AUSTRALIA	FIRE SAFETY EQUIPMENT	407.97
30/06/2021	80512	FOODLOSOPHY	CATERING AND COOKING CLASSES	470.00
10/06/2021	79917	FORTUS	EARTHMOVING PARTS	436.81
10/06/2021	80113	FPA AUSTRALIA	MEMBERSHIP	8,900.00
10/06/2021	79972	FRASER SUITES PERTH	ACCOMMODATION	1,056.00
30/06/2021	80522	FREO STONE	PAVING SUPPLIES	47,910.18
10/06/2021	79961	FRESH AS	REFRESHMENTS	114.05
23/06/2021	80270	FRESH AS	REFRESHMENTS	61.30
10/06/2021	79931	FRONTLINE FIRE & RESCUE EQUIPMENT	EMERGENCY RESPONSE EQUIPMENT	53.79
23/06/2021	80239	FRONTLINE FIRE & RESCUE EQUIPMENT	EMERGENCY RESPONSE EQUIPMENT	654.50
10/06/2021	80044	FTE ENGINEERING	MAINTENANCE SERVICES	561.00
10/06/2021	79890	FULTON HOGAN INDUSTRIES PTY LTD	MAINTENANCE SERVICES	772.43
10/06/2021	79955	FYFE PTY LTD	CONTAMINATED LAND AUDITOR SERVICES	3,960.00
10/06/2021	80030	GANNAWAYS CHARTER AND TOURS	BUS HIRE SERVICE	785.00
23/06/2021	80346	GANNAWAYS CHARTER AND TOURS	BUS HIRE SERVICE	295.00
10/06/2021	80013	GEMTEK GROUP PTY LTD	ELECTRICAL SERVICES	491.70
10/06/2021	79903	GEO METALS	SHEET METAL SERVICES	1,232.00
10/06/2021	79957	GEOBOX PTY LTD	VEHICLE CAMERAS	1,630.20
23/06/2021	80263	GEOBOX PTY LTD	VEHICLE CAMERAS	264.00
30/06/2021	80488	GEOBOX PTY LTD	VEHICLE CAMERAS	1,485.00
10/06/2021	80104	GEOGRAPHE CAMPING AND TACKLE WORLD	OUTDOOR EQUIPMENT SUPPLIER	129.00
23/06/2021	80420	GEOGRAPHE CAMPING AND TACKLE WORLD	OUTDOOR EQUIPMENT SUPPLIER	158.00
10/06/2021	79951	GEOGRAPHE COMMUNITY LANDCARE NURSERY	NURSERY SUPPLIES	9,628.00
23/06/2021	80254	GEOGRAPHE COMMUNITY LANDCARE NURSERY	NURSERY SUPPLIES	1,482.00
23/06/2021	80368	GEOGRAPHE PETROLEUM	FUEL SERVICES	23,726.45
3/06/2021	79874	GEOGRAPHE SAWS AND MOWERS	PLANT PURCHASES / SERVICES / PARTS	728.00
10/06/2021	80105	GEOGRAPHE SAWS AND MOWERS	PLANT PURCHASES / SERVICES / PARTS	10,088.00



LISTING OF PAYMENTS MADE
UNDER DELEGATED AUTHORITY
FOR THE MONTH OF JUNE 2021

CHEQUE PAYMENTS	CHEQUE # 118826 - 118860	29,925.90
ELECTRONIC TRANSFER PAYMENTS	EFT79829 - EFT80582	7,450,283.43
TRUST ACCOUNT	TRUST ACCOUNT # 7563 - 7565	41,427.43
INTERNAL PAYMENT VOUCHERS	DD004509 - DD004549	118,979.45
PAYROLL PAYMENTS	01.06.2021 - 30.06.2021	2,443,770.39
		10,084,386.60

23/06/2021	80422	GEOGRAPHE SAWS AND MOWERS	PLANT PURCHASES / SERVICES / PARTS	1,348.00
10/06/2021	80046	GEOGRAPHE TIMBER & HARDWARE	HARDWARE SUPPLIES	1,044.35
30/06/2021	80538	GEOGRAPHE TIMBER & HARDWARE	HARDWARE SUPPLIES	38.75
23/06/2021	80331	GERARD LIGHTING PTY LTD	LIGHTING SUPPLIES	18,150.00
10/06/2021	80033	GOMMES SHOES	PROTECTIVE CLOTHING SUPPLIER	204.55
23/06/2021	80216	GRACE RECORDS MANAGEMENT (AUSTRALIA) PTY LTD	STORAGE SERVICES	392.11
10/06/2021	79922	GRANITE NETWORKS PTY LTD	IT SERVICES AND HARDWARE	1,031.25
23/06/2021	80274	GREG HAREWOOD	ZOOLOGICAL SERVICES	836.00
3/06/2021	79856	GROWISE GP ENVIRONMENTAL T/A	SUSTAINABLE REVEGETATION PRODUCTS	11,484.00
10/06/2021	80112	GUMPTION PTY LTD	ADVERTISING SERVICES	4,750.00
23/06/2021	80427	GUMPTION PTY LTD	ADVERTISING SERVICES	1,230.00
10/06/2021	79894	HALIFAX CRANE HIRE PTY LTD	CRANE HIRE	6,116.00
10/06/2021	80052	HANSON CONST. MATERIALS PTY LTD	CONCRETE SERVICES	2,008.82
23/06/2021	80365	HANSON CONST. MATERIALS PTY LTD	CONCRETE SERVICES	402.93
30/06/2021	80448	HARLEY DYKSTRA	CONTOUR SURVEY REPORT	770.00
30/06/2021	80582	HAYLEY OVERTON	STAFF REIMBURSEMENT	302.01
23/06/2021	80421	HERBERT SMITH FREEHILLS	LEGAL SERVICES	5,459.74
30/06/2021	80521	HI-LUX TECHNICAL SERVICES	FLASHING CYCLIST AHEAD SIGN	80,278.00
10/06/2021	80121	HIP POCKET WORK WEAR AND SAFETY	UNIFORMS & PROTECTIVE CLOTHING	758.91
23/06/2021	80445	HIP POCKET WORK WEAR AND SAFETY	UNIFORMS & PROTECTIVE CLOTHING	1,676.30
30/06/2021	80569	HIP POCKET WORK WEAR AND SAFETY	UNIFORMS & PROTECTIVE CLOTHING	2,827.58
16/06/2021	80087	HITHERGREEN BUSHFIRE BRIGADE	PETTY CASH REIMBURSEMENT	0.00
23/06/2021	80361	HOLCIM (AUSTRALIA) PTY LTD T/A HUMES	CEMENT AND CONCRETE SUPPLIES	8,833.00
23/06/2021	80347	HOST CORPORATION PTY LTD	CATERING EQUIPMENT	77.00
17/06/2021	80153	HOWSON MANAGEMENT	ENGINEERING PROJECT MANAGEMENT	2,926.00
30/06/2021	80524	HOWSON MANAGEMENT	ENGINEERING PROJECT MANAGEMENT	1,149.50
10/06/2021	80003	HUMANE SOLUTIONS	MONITORING AND TRAPPING OF PEST SPECIES	1,031.25
30/06/2021	80515	HUMANE SOLUTIONS	MONITORING AND TRAPPING OF PEST SPECIES	2,788.50
10/06/2021	80014	IDESIGN CABINETS	CABINET MAKING	3,410.00
30/06/2021	80525	IDESIGN CABINETS	CABINET MAKING	3,894.00
23/06/2021	80284	ILLION AUSTRALIA PTY LTD	TENDER ADVERTISING AND MANAGEMENT	148.55
24/06/2021	79910	IMAGE BOLLARDS PTY LTD	FOOTPATH MAINTENANCE	0.00
23/06/2021	80316	INSTANT PRODUCTS HIRE	PUBLIC ABULTIONS HIRE AND SALES	2,522.80
10/06/2021	79970	INTERFIRE AGENCIES PTY LTD	FIRE, SAFETY, EMERGENCY EQUIPMENT	1,120.68
23/06/2021	80253	INVESTING IN OUR YOUTH INC	SUPPORT SERVICES - CHILDCARE VACATION	726.00
10/06/2021	80038	J D'AGOSTINO & S LUFF ARCHITECTS	ARCHITECTURAL SERVICES	2,227.50
10/06/2021	79988	JAMES BENNETT	SPECIALIST LIBRARY RESOURCES	201.18
23/06/2021	80306	JAMES BENNETT	SPECIALIST LIBRARY RESOURCES	113.22
23/06/2021	80360	JASON SIGNMAKERS	SIGNAGE SUPPLIES	285.19
23/06/2021	80258	JENNIFER BROWN	ART SALES	87.20
10/06/2021	79888	JIGSAW SIGNS & PRINT	SIGNAGE SERVICES	1,945.00
23/06/2021	80188	JIGSAW SIGNS & PRINT	SIGNAGE SERVICES	2,440.00
10/06/2021	79918	JIMS FIRST	HARDWARE SUPPLIES	80.94
23/06/2021	80223	JIMS FIRST	HARDWARE SUPPLIES	28.80
30/06/2021	80466	JSW TRAINING & COMMUNITY SERVICES	TRAINING SERVICES	0.00
23/06/2021	80344	JUDITH BELL	TOWN PLANNING CONSULTANCY SERVICES	2,700.72
23/06/2021	80436	JUICE PRINT	PRINTING SERVICES	525.00
23/06/2021	80300	JULIE GUTHRIDGE	ART SALES	21.35
17/06/2021	80170	K W KEALLEY	STAFF REIMBURSEMENT	800.00
16/06/2021	80090	KALOORUP BUSHFIRE BRIGADE	PETTY CASH REIMBURSEMENT	0.00
30/06/2021	80535	KATE DENNIS	EVENT HIRE	1,000.00
10/06/2021	79946	KATIEYOGA	WELLNESS PROGRAM	1,575.00
23/06/2021	80326	KAY MANOLAS	ART SALES	20.00
10/06/2021	80035	KEITH HARRIS	INDIGENOUS HERITAGE SPOTTING	2,825.00
23/06/2021	80264	KIM BUTTFIELD	SPORT AND RECREATION CONSULTANCY	4,895.00
3/06/2021	79842	KITCHEN TAKEOVERS	CATERING	2,535.00
10/06/2021	79959	KITCHEN TAKEOVERS	CATERING	608.50
23/06/2021	80267	KITCHEN TAKEOVERS	CATERING	821.00
30/06/2021	80490	KITCHEN TAKEOVERS	CATERING	1,995.00
23/06/2021	80266	KITCHEN WORKS	GIFTS	50.00
30/06/2021	80489	KITCHEN WORKS	GIFTS	200.00



LISTING OF PAYMENTS MADE
UNDER DELEGATED AUTHORITY
FOR THE MONTH OF JUNE 2021

CHEQUE PAYMENTS	CHEQUE # 118826 - 118860	29,925.90
ELECTRONIC TRANSFER PAYMENTS	EFT79829 - EFT80582	7,450,283.43
TRUST ACCOUNT	TRUST ACCOUNT # 7563 - 7565	41,427.43
INTERNAL PAYMENT VOUCHERS	DD004509 - DD004549	118,979.45
PAYROLL PAYMENTS	01.06.2021 - 30.06.2021	2,443,770.39
		10,084,386.60

23/06/2021	80393	KLEENHEAT GAS	GAS SERVICES	634.29
30/06/2021	80547	KLEENHEAT GAS	GAS SERVICES	132.61
23/06/2021	80279	KMART BUSSELTON	RETAIL HOME WARES	364.50
30/06/2021	80496	KMART BUSSELTON	RETAIL HOME WARES	1,053.00
3/06/2021	79838	KRISTOPHER DAVIS	STAFF REIMBURSEMENT	450.00
17/06/2021	80143	KRISTOPHER DAVIS	STAFF REIMBURSEMENT	95.00
30/06/2021	80447	LANDGATE	CAVEAT FEE	293.70
3/06/2021	79866	LANDGATE (VALUER GENERAL'S OFFICE)	LAND VALUATIONS	55,787.50
10/06/2021	80057	LANDGATE (VALUER GENERAL'S OFFICE)	LAND VALUATIONS	592.10
23/06/2021	80370	LANDGATE (VALUER GENERAL'S OFFICE)	LAND VALUATIONS	2,777.20
10/06/2021	80051	LANDGATE CUSTOMER ACCOUNT	LAND INFORMATION AND TITLE SEARCHES	347.10
23/06/2021	80364	LANDGATE CUSTOMER ACCOUNT	LAND INFORMATION AND TITLE SEARCHES	142.40
30/06/2021	80539	LANDGATE CUSTOMER ACCOUNT	LAND INFORMATION AND TITLE SEARCHES	267.00
10/06/2021	79897	LANDSAVE ORGANICS	LANDSCAPING SERVICE	8,712.00
23/06/2021	80197	LANDSAVE ORGANICS	LANDSCAPING SERVICE	6,600.00
23/06/2021	80262	LAURA BAILEY	FACILITATOR	6,000.00
10/06/2021	80109	LD TOTAL	LANDSCAPING SERVICES	20,661.90
3/06/2021	79829	LEEWIN CIVIL PTY LTD	West Busselton Seawall Construction - Progress Payment	450,391.07
23/06/2021	80184	LEEWIN CIVIL PTY LTD	AWARD OF CONTRACT AND CONSTRUCTION	23,450.35
30/06/2021	80454	LEEWIN CIVIL PTY LTD	West Busselton Seawall Construction - Progress Payment & Gale Road	497,989.09
23/06/2021	80419	LEEWIN TRANSPORT	COURIER SERVICES	1,495.00
23/06/2021	80383	LEISURE INSTITUTE OF WEST AUST (AQUATICS)	TRAINING SERVICES	132.00
10/06/2021	79991	LES MILLS ASIA PACIFIC INDUSTRIES	GYM PROGRAMME UPDATES	1,941.61
10/06/2021	80032	LISA STEVENS	ART CLASSES	420.00
23/06/2021	80349	LISA STEVENS	ART CLASSES	210.00
17/06/2021	80131	LOCAL GOV'T RACE COURSE & CEMETERY EMPLOYEES	UNION FEES	338.26
1/07/2021	80577	LOCAL GOV'T RACE COURSE & CEMETERY EMPLOYEES	UNION FEES	358.76
10/06/2021	79999	LOCK AROUND THE CLOCK	SECURITY SERVICES	517.00
23/06/2021	80233	LOTIX FILTER CLEANING SERVICE	PLANT FILTER CLEANING SERVICE	554.82
3/06/2021	79876	MAIA FINANCIAL	I.T. LEASING PAYMENTS	93,296.95
10/06/2021	80116	MAIA FINANCIAL	I.T. LEASING PAYMENTS	22,775.45
30/06/2021	80567	MAIA FINANCIAL	I.T. LEASING PAYMENTS	220.00
30/06/2021	80536	MAKO SERVICES	PALLET TROLLEY	429.00
3/06/2021	79865	MALATESTA ROAD PAVING & HOTMIX	ROAD HOTMIX / PAVING SERVICES	38,253.60
23/06/2021	80362	MALATESTA ROAD PAVING & HOTMIX	ROAD HOTMIX / PAVING SERVICES	50,501.12
10/06/2021	80093	MALCOLM THOMPSON PUMPS	PUMP SERVICES	55.00
30/06/2021	80523	MANTRAC	VEGETATION CONTROL	14,531.00
23/06/2021	80210	MARGARET PARKE	ART SALES	70.40
30/06/2021	80474	MARGARET RIVER BUSSELTON TOURISM ASSOCIATION	ADVERTISING	44,990.00
10/06/2021	79909	MARGARET RIVER FENCING	MAINTENANCE SERVICES	2,310.00
23/06/2021	80215	MARGARET RIVER FENCING	MAINTENANCE SERVICES	605.00
30/06/2021	80467	MARGARET RIVER FENCING	MAINTENANCE SERVICES	6,081.90
10/06/2021	79883	MARGARET RIVER WINE ASSOCIATION	MARKETING SERVICES	11,000.00
23/06/2021	80232	MARKETFORCE PTY LTD	ADVERTISING SERVICES	1,099.52
30/06/2021	80477	MARKETFORCE PTY LTD	ADVERTISING SERVICES	3,117.27
10/06/2021	80115	MCGREGOR WJ & J	MANAGEMENT BUSSELTON JETTY TOURIST PARK	87,816.02
23/06/2021	80435	MCGREGOR WJ & J	MANAGEMENT BUSSELTON JETTY TOURIST PARK	43,908.01
10/06/2021	79990	MDM ENTERTAINMENT PTY LTD	DVD AND CD SUPPLY TO LIBRARY	224.54
23/06/2021	80309	MDM ENTERTAINMENT PTY LTD	DVD AND CD SUPPLY TO LIBRARY	203.70
23/06/2021	80303	MECHANICAL PROJECT SERVICES	AIRCONDITIONING & REFRIGERATION SERVICES	2,840.20
30/06/2021	80505	MECHANICAL PROJECT SERVICES	AIRCONDITIONING & REFRIGERATION SERVICES	5,680.40
23/06/2021	80187	MEDELECT	DEFIBRILLATOR MAINTENANCE	1,298.00
16/06/2021	80047	METRICUP VOLUNTEER BFB	PETTY CASH REIMBURSEMENT	0.00
23/06/2021	80400	MINTER ELLISON LAWYERS	LEGAL SEERVICES	1,235.52
23/06/2021	80440	MJB INDUSTRIES PTY LTD	DRAINAGE SUPPLIES	1,479.39
23/06/2021	80322	MUIR FORD BUSSELTON	VEHICLE MAINTENANCE	455.90
10/06/2021	79967	MURDOCH UNIVERSITY	RESEARCH SERVICES	22,000.00
23/06/2021	80218	NALDA HOSKINS	ART SALES	255.60
23/06/2021	80194	NAOMI SEARLE	STAFF REIMBURSEMENT	55.80



LISTING OF PAYMENTS MADE
UNDER DELEGATED AUTHORITY
FOR THE MONTH OF JUNE 2021

CHEQUE PAYMENTS	CHEQUE # 118826 - 118860	29,925.90
ELECTRONIC TRANSFER PAYMENTS	EFT79829 - EFT80582	7,450,283.43
TRUST ACCOUNT	TRUST ACCOUNT # 7563 - 7565	41,427.43
INTERNAL PAYMENT VOUCHERS	DD004509 - DD004549	118,979.45
PAYROLL PAYMENTS	01.06.2021 - 30.06.2021	2,443,770.39
		10,084,386.60

23/06/2021	80315	NATURAL EDGE FRAMING & PHOTOGRAPHY	ART SALES	107.80
30/06/2021	80520	NATURALISTE COMMERCIAL CLEANING	CLEANING SERVICES	2,816.00
10/06/2021	79921	NATURALISTE GLASS PTY LTD	GLASS REPAIRS AND MANUFACTURE	2,371.23
30/06/2021	80518	NATURALISTE HEALTH	COFFEE WORKSHOP	800.00
23/06/2021	80237	NATURALISTE HYGIENE SERVICES	HYGIENE SERVICES	8,780.36
10/06/2021	79976	NATURALISTE TURF	TURF MAINTENANCE SERVICES	11,857.03
10/06/2021	79979	NEW IMAGE LANDSCAPING AND MAINTENANCE	LANDSCAPE MAINTENANCE	5,329.50
23/06/2021	80285	NEW IMAGE LANDSCAPING AND MAINTENANCE	LANDSCAPE MAINTENANCE	6,853.00
28/06/2021	80446	NEWAY TRANSPORT	COURIER SERVICES	1,531.37
10/06/2021	80016	NEWGROUND DESIGN SERVICES PTY LTD	DESIGN SERVICES	1,100.00
23/06/2021	80332	NEWGROUND DESIGN SERVICES PTY LTD	DESIGN SERVICES	6,930.00
10/06/2021	80048	NICHOLLS MACHINERY	PLANT PURCHASES / SERVICES / PARTS	269.56
23/06/2021	80363	NICHOLLS MACHINERY	PLANT PURCHASES / SERVICES / PARTS	689.00
23/06/2021	80352	NINTEX PTY LTD	CLOUD SOFTWARE	31,020.00
10/06/2021	79941	NORTH METROPOLITAN TAFE	TRAINING SERVICES	1,426.25
23/06/2021	80391	NUTRIEN WATER	RETICULATION SUPPLIES	7,548.18
30/06/2021	80546	NUTRIEN WATER	RETICULATION SUPPLIES	18,967.93
30/06/2021	80560	NVMS (NOISE & VIBRATION SYSTEMS) P/L	NOISE LEVEL ANALYSER SUPPLIER	3,748.00
23/06/2021	80238	OCEAN AIR CARPET CARE	CLEANING SERVICES	165.00
23/06/2021	80272	OFFICEWORKS	OFFICE EQUIPMENT SERVICES	16.49
30/06/2021	80504	OILVAC AUSTRALIA PTY LTD	OIL CHANGING EQUIPMENT	218.15
30/06/2021	80495	ONSITE RENTAL GROUP PTY LTD	DRY HIRE	16,034.68
10/06/2021	79916	OPTUS BILLING SERVICES PTY LTD	FIXED INTERNET ACCESS	2,500.00
17/06/2021	80139	OPTUS BILLING SERVICES PTY LTD	FIXED INTERNET ACCESS	567.20
23/06/2021	80376	OTIS ELEVATOR COMPANY PTY LTD	ELEVATOR SERVICES	6,000.69
23/06/2021	80434	OWEN G ISBEL	ART SALES	74.40
23/06/2021	80217	PANCAKE DESIGNS RESIN	ART SALES	66.50
23/06/2021	80185	PARAGON CORPORATE TRAINING	TRAINING SERVICES	20,250.00
10/06/2021	80108	PARKS AND LEISURE AUST (NATIONAL)	PLAYGROUND EQUIPMENT SERVICES	192.50
23/06/2021	80425	PARKS AND LEISURE AUST (NATIONAL)	PLAYGROUND EQUIPMENT SERVICES	165.00
30/06/2021	80508	PAUL SHERIDAN	STAFF REIMBURSEMENT	50.00
10/06/2021	79923	PD TRAINING PTY LTD	TRAINING SERVICES	4,537.50
16/06/2021	80036	PEMBERTON VOLUNTEER FIRE AND RESCUE SERVICE	FIRE REDUCTION BURN	0.00
10/06/2021	80058	PENDREY AGENCIES P/L	CHEMICAL/RURAL SUPPLIES	12,255.94
23/06/2021	80371	PENDREY AGENCIES P/L	CHEMICAL/RURAL SUPPLIES	15,145.50
10/06/2021	80079	PENFOLDS TRANSPORT PTY LTD	CARTAGE SERVICES	495.00
4/06/2021	79831	PENNY CROWLEY	STAFF REIMBURSEMENT	0.00
10/06/2021	79895	PENNY CROWLEY	STAFF REIMBURSEMENT	60.00
17/06/2021	80138	PENNY CROWLEY	STAFF REIMBURSEMENT	61.60
10/06/2021	80110	PENSKE POWER SYSTEMS	PLANT PURCHASES / SERVICES / PARTS	224.42
10/06/2021	79887	PERTH ENERGY PTY LTD	ELECTRICITY SUPPLIER	43,057.14
10/06/2021	80031	PETER DIMASI	MASONRY BUILDING MATERIALS	4,950.00
30/06/2021	80455	PETER STARK	BUSHFIRE OFFICER HONORARIUM	791.00
23/06/2021	80182	PHIL HOLLETT PHOTOGRAPHY	ART SALES	4.20
10/06/2021	79892	PHOENIX FOUNDRY PTY LTD	MEMORIAL PLAQUES SUPPLIER	522.50
23/06/2021	80192	PHOENIX FOUNDRY PTY LTD	MEMORIAL PLAQUES SUPPLIER	797.50
23/06/2021	80356	PK COURIERS	COURIER SERVICES	442.20
23/06/2021	80428	PLANNING INSTITUTE OF AUSTRALIA INC	TRAINING SERVICES	3,105.00
10/06/2021	80011	PLANTATION PAPER	INK CARTRIDGES	699.62
17/06/2021	80149	POWER MEDICAL CENTRE	PRE EMPLOYMENT MEDICAL	478.50
23/06/2021	80286	POWER MEDICAL CENTRE	PRE EMPLOYMENT MEDICAL	145.00
3/06/2021	79845	PRACSYS	COMMERCIAL ASSESSMENT	17,255.70
17/06/2021	80148	PRACSYS	COMMERCIAL ASSESSMENT	34,747.90
23/06/2021	80257	PRESTIGE AUTO & CANVAS	PLANT PURCHASES / SERVICES / PARTS	1,100.00
3/06/2021	79867	PRESTIGE PRODUCTS	HOSPITALITY EQUIPMENT SUPPLIER	6,307.36
10/06/2021	80062	PRESTIGE PRODUCTS	HOSPITALITY EQUIPMENT SUPPLIER	5,381.76
23/06/2021	80377	PRESTIGE PRODUCTS	HOSPITALITY EQUIPMENT SUPPLIER	4,982.62
30/06/2021	80543	PRESTIGE PRODUCTS	HOSPITALITY EQUIPMENT SUPPLIER	4,921.59
10/06/2021	79926	PRIMARY LOGISTICS	PUBLIC ART & CONSULTING SERVICES	1,759.30
10/06/2021	80060	PRO-LINE KERBING	KERBING SERVICES	4,629.02
23/06/2021	80191	PUBLIC LIBRARIES WESTERN AUSTRALIA	LIBRARY RESOURCES	776.00



LISTING OF PAYMENTS MADE
UNDER DELEGATED AUTHORITY
FOR THE MONTH OF JUNE 2021

CHEQUE PAYMENTS	CHEQUE # 118826 - 118860	29,925.90
ELECTRONIC TRANSFER PAYMENTS	EFT79829 - EFT80582	7,450,283.43
TRUST ACCOUNT	TRUST ACCOUNT # 7563 - 7565	41,427.43
INTERNAL PAYMENT VOUCHERS	DD004509 - DD004549	118,979.45
PAYROLL PAYMENTS	01.06.2021 - 30.06.2021	2,443,770.39
		10,084,386.60

10/06/2021	79939	PVR INDUSTRIAL PTY LTD	INDUSTRIAL PUMP SUPPLY & REPAIRS	10,308.74
23/06/2021	80246	PVR INDUSTRIAL PTY LTD	INDUSTRIAL PUMP SUPPLY & REPAIRS	1,732.50
10/06/2021	80010	QED ENVIRONMENTAL SERVICES	SURFACE TESTING	2,420.00
29/06/2021	80570	QED ENVIRONMENTAL SERVICES	SURFACE TESTING	9,680.00
30/06/2021	80513	QUALITY TOOLS PTY LTD	WORKSHOP TOOLS AND EQUIPMENT	178.42
10/06/2021	80000	QUANTIFIED TREE RISK ASSESSMENT LIMITED	TREE RISK ASSESSMENT TRAINING	748.00
10/06/2021	80053	RAECO INTERNATIONAL PTY LTD	LIBRARY RESOURCES	470.75
23/06/2021	80366	RAECO INTERNATIONAL PTY LTD	LIBRARY RESOURCES	1,023.00
3/06/2021	79859	D & K GARCIA	RATE REFUND	527.32
3/06/2021	79860	PATRICIA CLINTON	RATE REFUND	1,158.08
3/06/2021	79861	DAWS & SON PTY LTD	RATE REFUND	2,821.66
3/06/2021	79862	W & S MARTIN	RATE REFUND	961.58
3/06/2021	79863	ROBERT RAYNER	RATE REFUND	750.00
10/06/2021	80022	TRACEY MARRA	RATE REFUND	360.00
10/06/2021	80023	SJ, DB & WM BUTTERLY	RATE REFUND	3,966.85
10/06/2021	80024	DA & RL KELLY	RATE REFUND	1,616.84
23/06/2021	80380	REPCO AUTO PARTS	PLANT PURCHASES / SERVICES / PARTS	130.08
10/06/2021	80119	REWARD HOSPITALITY	RANGER EQUIPMENT	1,120.46
10/06/2021	80099	RICOH BUSINESS CENTRE	OFFICE EQUIPMENT SERVICES - PHOTOCOPYING	299.00
23/06/2021	80411	RICOH BUSINESS CENTRE	OFFICE EQUIPMENT SERVICES - PHOTOCOPYING	299.00
30/06/2021	80558	RICOH BUSINESS CENTRE	OFFICE EQUIPMENT SERVICES - PHOTOCOPYING	322.63
3/06/2021	79857	RIVER SANDS PTY LTD	CLEANING SUPPLIES	265.42
23/06/2021	80431	RMS (AUST) PTY LTD	SOFTWARE SERVICES	97.41
23/06/2021	80375	ROD'S AUTO ELECTRICS	AUTO ELECTRICAL SERVICES	888.80
23/06/2021	80305	RYNAT INDUSTRIES AUST.	DOOR LOCK SETS	1,853.50
3/06/2021	79879	S BARKER & G RODDEWIG	RATES REFUND	700.00
10/06/2021	80106	SAFE & SURE SECURITY PTY LTD	SECURITY SERVICES - ALARM OCCURANCE	1,144.00
23/06/2021	80423	SAFE & SURE SECURITY PTY LTD	SECURITY SERVICES - ALARM OCCURANCE	1,859.00
30/06/2021	80562	SAFE & SURE SECURITY PTY LTD	SECURITY SERVICES - ALARM OCCURANCE	0.00
30/06/2021	80468	SAM ALLEN	ARTWORK CONSULTATION	0.00
3/06/2021	79853	SAMUEL J ALLEN	ARTWORK CONSULTATION	2,365.00
23/06/2021	80314	SAMUEL J ALLEN	ARTWORK CONSULTATION	110.00
30/06/2021	80511	SAMUEL J ALLEN	ARTWORK CONSULTATION	4,730.00
23/06/2021	80327	SANDRA WALKER	ART SALES	28.00
23/06/2021	80208	SCOPE BUSINESS IMAGING	ELECTRONIC EQUIPMENT	110.00
23/06/2021	80282	SEA CHANGE NEWS	STATIONERY AND OFFICE SUPPLIES	176.19
23/06/2021	80348	SERGE LE GOUFFE	LUNCHTIME PERFORMANCE	300.00
23/06/2021	80222	SERVICES AUSTRALIA	CHARGES FOR CENTREPAY FACILITY	127.71
23/06/2021	80251	SHAPE MANAGEMENT	CONSULTANCY SERVICES FOR MAJOR PROJECTS	1,182.50
23/06/2021	80442	SHORE COASTAL PTY LTD	COASTAL CONSULTANCY SERVICES	28,688.00
30/06/2021	80459	SHOREWATER MARINE PTY LTD	MARINE ASSET PILE WRAPPING PROGRAM	164,480.80
23/06/2021	80403	SIGNSMITHS	SIGNAGE SERVICES	253.00
23/06/2021	80212	SMALL TREE FARM	NURSERY SUPPLIES	3,705.00
17/06/2021	80126	SMARTSALARY PTY LTD	SALARY PACKAGING SERVICE	16,980.17
17/06/2021	80151	SMARTSALARY PTY LTD	SALARY PACKAGING SERVICE	1,835.96
1/07/2021	80572	SMARTSALARY PTY LTD	SALARY PACKAGING SERVICE	17,171.11
10/06/2021	79935	SOGGYBONES WHEELBITE	EVENT COORDINATION	500.00
10/06/2021	79942	SOUTH REGIONAL TAFE	EDUCATION & TRAINING	923.00
23/06/2021	80248	SOUTH REGIONAL TAFE	EDUCATION & TRAINING	400.00
23/06/2021	80269	SOUTH WEST COMPRESSORS	COMPRESSOR SALES AND SERVICE	2,151.27
23/06/2021	80437	SOUTH WEST COUNSELLING	COUNSELLING SERVICES	1,705.00
30/06/2021	80568	SOUTH WEST COUNSELLING	COUNSELLING SERVICES	3,805.00
10/06/2021	80004	SOUTH WEST IRRIGATION MANAGEMENT SOLUTIONS	IRRIGATION AND PROJECT MANAGEMENT	2,376.00
10/06/2021	80063	SOUTH WEST ISUZU	PLANT PURCHASES / SERVICES / PARTS	489.10
23/06/2021	80378	SOUTH WEST ISUZU	PLANT PURCHASES / SERVICES / PARTS	365.51
10/06/2021	80054	SOUTH WEST MACHINING CENTRE	PLANT MAINTENANCE SERVICES	1,600.50
3/06/2021	79847	SOUTH WEST OFFICE NATIONAL	STATIONERY	2,967.01
10/06/2021	79981	SOUTH WEST OFFICE NATIONAL	STATIONERY	67.47
23/06/2021	80289	SOUTH WEST OFFICE NATIONAL	STATIONERY	4,005.55
30/06/2021	80498	SOUTH WEST OFFICE NATIONAL	STATIONERY	733.09
23/06/2021	80214	SOUTH WEST PRINTING & PUBLISHING	ADVERTISING SERVICES	3,149.79



LISTING OF PAYMENTS MADE
UNDER DELEGATED AUTHORITY
FOR THE MONTH OF JUNE 2021

CHEQUE PAYMENTS	CHEQUE # 118826 - 118860	29,925.90
ELECTRONIC TRANSFER PAYMENTS	EFT79829 - EFT80582	7,450,283.43
TRUST ACCOUNT	TRUST ACCOUNT # 7563 - 7565	41,427.43
INTERNAL PAYMENT VOUCHERS	DD004509 - DD004549	118,979.45
PAYROLL PAYMENTS	01.06.2021 - 30.06.2021	2,443,770.39
		10,084,386.60

10/06/2021	79913	SOUTH WEST WINDSCREEN & GLASS	PLANT WINDSCREEN REPAIRS	1,060.00
10/06/2021	80088	SOUTHERN MACHINING & MAINTENANCE	PLANT MAINTENANCE SERVICES	968.00
23/06/2021	80354	SOUTHWEST HOIST & CRANE	SERVICES AND REPAIRS OF HOISTS	1,920.60
10/06/2021	79933	SOUTHWEST OUTDOOR POWER	PLANT PURCHASES / SERVICES / PARTS	11,506.75
23/06/2021	80240	SOUTHWEST OUTDOOR POWER	PLANT PURCHASES / SERVICES / PARTS	5,095.35
10/06/2021	80083	SOUTHWEST TYRE SERVICE	TYRE AND WHEEL SUPPLY & SERVICES	14,797.00
23/06/2021	80397	SOUTHWEST TYRE SERVICE	TYRE AND WHEEL SUPPLY & SERVICES	4,464.20
30/06/2021	80491	SPICE ODYSSEY	CATERING	384.00
10/06/2021	79929	SPORTFIRST BUSSELTON	SPORTING PRODUCTS	898.74
23/06/2021	80280	SPORTSPOWER	SPORT EQUIPMENT SUPPLIER	250.00
30/06/2021	80559	SPORTSWORLD OF WA	SPORT EQUIPMENT SUPPLIER	719.40
10/06/2021	80039	SPOTLIGHT	VACATION CARE SUPPLIES	68.80
10/06/2021	79937	SPRAYMOW SERVICES	BUSH FIRE INSPECTION WORKS/WEED CONTROL	12,463.00
23/06/2021	80245	SPRAYMOW SERVICES	BUSH FIRE INSPECTION WORKS/WEED CONTROL	543.84
10/06/2021	79898	ST JOHN AMBULANCE	TRAINING SERVICES	56.91
23/06/2021	80198	ST JOHN AMBULANCE	TRAINING SERVICES	807.99
23/06/2021	80355	STEWART & HEATON CLOTHING CO PTY LTD	PROTECTIVE CLOTHING SUPPLIER	947.10
17/06/2021	80125	STOCKER PRESTON	RENTAL TONY NOTTLE	900.00
1/07/2021	80571	STOCKER PRESTON	RENTAL TONY NOTTLE	900.00
23/06/2021	80426	STRATAGREEN	NURSERY SUPPLIES	1,421.92
30/06/2021	80451	SUBSURFACE WATER MANAGEMENT	SUBSURFACE WATER MANAGEMENT	1,100.00
23/06/2021	80412	SUEZ RECYCLING & RECOVERY PTY LTD	WASTE MANAGEMENT SERVICES	1,077.37
30/06/2021	80557	SUMMIT HOMES GROUP	AIRPORT NOISE AMELIORATION	74,756.00
3/06/2021	79880	DUNN BAY ROAD	DA APPLICATION REFUND	269.00
17/06/2021	80156	DIABETES WA	VERGE BOND REFUND	33.60
17/06/2021	80157	YALLINGUP BOARDRIDERS	DONATION	1,245.00
17/06/2021	80158	BUSSELTON NATURALISTS CLUB INC	DONATION	500.00
17/06/2021	80159	GEOGRAPHE MARINE RESEARCH LTD	GEO MARINE RESEARCH	305.00
17/06/2021	80160	AFL MASTERS WA INC	AFL MASTERS DONATION	1,000.00
17/06/2021	80161	THE WALLNER FAMILY TRUST	RATE REFUND	3,666.71
30/06/2021	80533	BUSSELTON & DUNSBOROUGH DUNGBEETLE RUGBY CLUB	DONATION	350.00
30/06/2021	80534	JAIREE MARCH	DA APPLICATION REFUND	560.00
10/06/2021	79881	SUNNY SIGN COMPANY PTY LTD	SIGNAGE SERVICES	238.15
17/06/2021	80135	SUPERCHOICE	SUPERANNUATION	174,152.05
17/06/2021	80581	SUPERCHOICE	SUPERANNUATION	167,656.34
16/06/2021	80098	SUSSEX BUSHFIRE BRIGADE	PETTY CASH REIMBURSEMENT	0.00
23/06/2021	80255	SW ENVIRONMENTAL	ENVIRONMENTAL SERVICES	3,564.00
10/06/2021	80061	SW PRECISION PRINT	PRINTING SERVICES	1,913.75
17/06/2021	80162	SYLVANA CARANNA	STAFF REIMBURSEMENT	176.00
3/06/2021	79850	SYNERGY	ELECTRICITY SUPPLIES	17,296.03
10/06/2021	79983	SYNERGY	ELECTRICITY SUPPLIES	90,416.39
17/06/2021	80150	SYNERGY	ELECTRICITY SUPPLIES	8,428.49
23/06/2021	80293	SYNERGY	ELECTRICITY SUPPLIES	2,468.03
30/06/2021	80501	SYNERGY	ELECTRICITY SUPPLIES	5,062.86
10/06/2021	79886	TARVIA PTY LTD	ENGINEERING SERVICES	3,520.00
23/06/2021	80186	TARVIA PTY LTD	ENGINEERING SERVICES	2,766.50
3/06/2021	79832	TELSTRA (NETWORK INTEGRITY)	MAJOR PROJECT WORKS	42,309.03
10/06/2021	80055	TELSTRA CORPORATION	COMMUNICATION SERVICES	9,722.02
17/06/2021	80165	TELSTRA CORPORATION	COMMUNICATION SERVICES	8,667.49
10/06/2021	79958	TENDERLINK.COM	TENDER ADVERTISING	330.00
23/06/2021	80265	TENDERLINK.COM	TENDER ADVERTISING	330.00
11/06/2021	80124	THE AUSTRALIAN TAXATION OFFICE	TAXATION PAYMENTS	1,302.15
30/06/2021	80517	THE FLOWER PLACE BUSSELTON	FLORAL ARRANGEMENTS	160.00
10/06/2021	79973	THE GOOD EGG CAFE	VENUE HIRE AND CATERING	1,898.00
23/06/2021	80278	THE GOOD EGG CAFE	VENUE HIRE AND CATERING	165.00
17/06/2021	80136	THE GOOD GUYS BUSSELTON	ELECTRICAL SUPPLIES	1,013.00
23/06/2021	80179	THE GOOD GUYS BUSSELTON	ELECTRICAL SUPPLIES	2,944.85
30/06/2021	80450	THE GOOD GUYS BUSSELTON	ELECTRICAL SUPPLIES	2,010.00
23/06/2021	80350	THE LOCKUP COFFEE HOUSE	CATERING	285.50
23/06/2021	80247	THE PLANT SUPPLY CO	NURSERY SERVICES	1,471.80
23/06/2021	80268	THE TRAIL BUILDERS	REMOVE MOUNTAIN BIKE TRIAL	4,284.50



LISTING OF PAYMENTS MADE
UNDER DELEGATED AUTHORITY
FOR THE MONTH OF JUNE 2021

CHEQUE PAYMENTS	CHEQUE # 118826 - 118860	29,925.90
ELECTRONIC TRANSFER PAYMENTS	EFT79829 - EFT80582	7,450,283.43
TRUST ACCOUNT	TRUST ACCOUNT # 7563 - 7565	41,427.43
INTERNAL PAYMENT VOUCHERS	DD004509 - DD004549	118,979.45
PAYROLL PAYMENTS	01.06.2021 - 30.06.2021	2,443,770.39
		10,084,386.60

10/06/2021	79927	THE URBAN COFFEE HOUSE	CATERING	453.50
23/06/2021	80230	THE URBAN COFFEE HOUSE	CATERING	351.00
30/06/2021	80565	THOMAS MAZEY	ART SALES	227.50
30/06/2021	80507	THOMSON GEER LAWYERS	LEGAL SERVICES	282.00
23/06/2021	80219	TOASTEES WETSUITS AUSTRALIA	SWIMMING INSTRUCTORS RASHIES	680.00
3/06/2021	79851	TOLL TRANSPORT PTY LTD	COURIER SERVICES	21.51
10/06/2021	79985	TOLL TRANSPORT PTY LTD	COURIER SERVICES	700.65
30/06/2021	80503	TOLL TRANSPORT PTY LTD	COURIER SERVICES	419.34
10/06/2021	79899	TOM PRICE AND SONS	TRAINING SERVICES	1,498.00
30/06/2021	80465	TONIA KILIAN	STAFF REIMBURSEMENT	64.15
3/06/2021	79875	TOTAL HORTICULTURAL SERVICES	LANDSCAPING SERVICES	11,824.38
10/06/2021	80111	TOTAL HORTICULTURAL SERVICES	LANDSCAPING SERVICES	6,304.48
30/06/2021	80564	TOTAL HORTICULTURAL SERVICES	LANDSCAPING SERVICES	5,276.30
23/06/2021	80288	TOTAL TOOLS	TOOL PURCHASES	207.90
3/06/2021	79877	T-QUIP	MOWER PARTS & SERVICE	177.10
10/06/2021	80122	T-QUIP	MOWER PARTS & SERVICE	137.45
10/06/2021	80114	TRADE HIRE	PLANT HIRE & EQUIPMENT SERVICES	59.20
23/06/2021	80429	TRADE HIRE	PLANT HIRE & EQUIPMENT SERVICES	8,718.84
10/06/2021	79975	TRIBE PERTH	ACCOMMODATION	319.40
23/06/2021	80235	TROPHIES ON TIME	NAME BADGE SUPPLIER	44.00
10/06/2021	79954	TRUCK CENTRE (WA) PTY LTD	NEW VEHICLE PARTS & SERVICE	243.38
23/06/2021	80261	TRUCK CENTRE (WA) PTY LTD	NEW VEHICLE PARTS & SERVICE	628.18
30/06/2021	80486	TRUCK CENTRE (WA) PTY LTD	NEW VEHICLE PARTS & SERVICE	3,484.89
10/06/2021	79930	TYRECYCLE PTY LTD	TYRE RECYCLING	1,975.83
23/06/2021	80236	TYRECYCLE PTY LTD	TYRE RECYCLING	3,602.73
10/06/2021	80096	TYREPOWER BUSSELTON	PLANT TYRE SUPPLIER / REPAIRER	45.00
10/06/2021	79974	TYRES & MORE DORSETBOROUGH	TYRE SALES AND SERVICE	45.00
10/06/2021	79956	U-NAME IT FENCING	FENCING AND RURAL SERVICES	5,425.00
23/06/2021	80260	UNDALUP ASSOCIATION INC	CANVAS SIGNS	770.00
30/06/2021	80487	URBAQUA	ENVIRONMENTAL CONSULTING SERVICES	12,767.70
23/06/2021	80209	URSULA FAHRER	ART SALES	67.20
16/06/2021	80073	VASSE BUSHFIRE BRIGADE	PETTY CASH REIMBURSEMENT	0.00
10/06/2021	80029	VISIMAX	FIRE EQUIPMENT SUPPLIER	187.28
10/06/2021	79950	VIVA BOOKS	LIBRARY RESOURCES	100.00
23/06/2021	80413	VM VISIMAX	FIRE EQUIPMENT SUPPLIER	448.30
30/06/2021	80553	VMS CONTRACTORS & MANAGEMENT	MAINTENANCE SERVICES	625.00
3/06/2021	79844	VOICE PROJECT PTY LTD	STAFF ENGAGEMENT SURVEY	11,096.80
10/06/2021	79904	VORGE PTY LTD	GYM GOODS	1,316.70
10/06/2021	80071	W.A. HINO SALES & SERVICE	PLANT PURCHASES / SERVICES / PARTS	1,118.83
10/06/2021	79900	WA EXTERNAL SOLUTIONS	GUTTER MAINTENANCE	275.00
23/06/2021	80203	WA EXTERNAL SOLUTIONS	GUTTER MAINTENANCE	275.00
30/06/2021	80462	WA EXTERNAL SOLUTIONS	GUTTER MAINTENANCE	1,370.00
17/06/2021	80171	WA TREASURY CORPORATION	LOAN REPAYMENTS	729,395.94
10/06/2021	79882	WALGA	WALGA TRAINING SERVICES	1,050.00
23/06/2021	80177	WALGA	WALGA TRAINING SERVICES	4,958.00
23/06/2021	80313	WARRINGTONFIRE AUSTRALIA PTY LTD	FIRE TESTING SERVICES	4,332.35
10/06/2021	79980	WATERCHEM AUSTRALIA PTY LTD	ODOUR TREATMENT	1,144.00
10/06/2021	79884	WEATHERSAFE WA (DEL-RAY CANVAS)	CANVAS SERVICES	9,447.79
23/06/2021	80382	WEST OZ LINEMARKING	LINE MARKING SERVICES	7,891.40
23/06/2021	80294	WESTBOOKS	LIBRARY RESOURCES	1,375.50
30/06/2021	80502	WESTBOOKS	LIBRARY RESOURCES	865.08
23/06/2021	80241	WESTERN IRRIGATION PTY LTD	BORE AND IRRIGATION SERVICES	2,970.00
23/06/2021	80367	WESTERN POWER CORPORATION	ELECTRICAL SERVICES	160,290.00
30/06/2021	80540	WESTERN POWER CORPORATION	ELECTRICAL SERVICES	9,223.00
10/06/2021	80069	WESTRAC EQUIPMENT P/L	PLANT PURCHASES / SERVICES / PARTS	4,566.77
23/06/2021	80385	WESTRAC EQUIPMENT P/L	PLANT PURCHASES / SERVICES / PARTS	666.71
23/06/2021	80220	WESTSIDE TILT TRAY SERVICE	ABANDONED CAR REMOVAL	495.00
3/06/2021	79839	WHITCOMBE DRAFTING SERVICES	CIVIL DESIGN AND DRAFTING	3,289.00
17/06/2021	80144	WHITCOMBE DRAFTING SERVICES	CIVIL DESIGN AND DRAFTING	2,931.50
30/06/2021	80482	WHITCOMBE DRAFTING SERVICES	CIVIL DESIGN AND DRAFTING	143.00
23/06/2021	80291	WHO'S ON LOCATION LIMITED	ELECTRONIC VISITOR MANAGEMENT SYSTEM	70.00



LISTING OF PAYMENTS MADE
UNDER DELEGATED AUTHORITY
FOR THE MONTH OF JUNE 2021

CHEQUE PAYMENTS	CHEQUE # 118826 - 118860	29,925.90
ELECTRONIC TRANSFER PAYMENTS	EFT79829 - EFT80582	7,450,283.43
TRUST ACCOUNT	TRUST ACCOUNT # 7563 - 7565	41,427.43
INTERNAL PAYMENT VOUCHERS	DD004509 - DD004549	118,979.45
PAYROLL PAYMENTS	01.06.2021 - 30.06.2021	2,443,770.39
		10,084,386.60

10/06/2021	80107	WILYABRUP BFB	PETTY CASH REIMBURSEMENT	1,365.00
10/06/2021	80059	WINC AUSTRALIA PTY LTD	STATIONERY SUPPLIER	4.51
23/06/2021	80372	WINC AUSTRALIA PTY LTD	STATIONERY SUPPLIER	8.02
23/06/2021	80417	WML CONSULTANTS PTY LTD	CONSULTANCY SERVICES	2,282.50
10/06/2021	80076	WORK CLOBBER	PROTECTIVE CLOTHING SUPPLIER	3,382.00
23/06/2021	80389	WORK CLOBBER	PROTECTIVE CLOTHING SUPPLIER	11,365.00
10/06/2021	79924	WORK METRICS	HEALTH AND SAFETY SOFTWARE	110.00
23/06/2021	80345	WSP AUSTRALIA PTY LIMITED	ENGINEERING CONSULTANCY SERVICES	8,311.70
30/06/2021	80453	XPANSE	COMPUTER SOFTWARE SUPPLIER	4,659.60
10/06/2021	79938	YAHAVA KOFFEE WORKS WHOLESALE	CATERING	370.50
30/06/2021	80480	YAHAVA KOFFEE WORKS WHOLESALE	CATERING	395.00
16/06/2021	80072	YALLINGUP COASTAL VOLUNTEER BUSHFIRE BRIGADE	PETTY CASH REIMBURSEMENT	0.00
16/06/2021	80074	YALLINGUP RURAL BUSHFIRE BRIGADE	PETTY CASH REIMBURSEMENT	0.00
10/06/2021	79997	YELVERTON LIQUID WASTE	LIQUID WASTE REMOVAL	6,518.60
17/06/2021	80152	YELVERTON LIQUID WASTE	LIQUID WASTE REMOVAL	4,077.48
23/06/2021	80312	YELVERTON LIQUID WASTE	LIQUID WASTE REMOVAL	2,036.10
				7,450,283.43

TRUST PAYMENTS JUNE 2021				
DATE	REF #	NAME	DESCRIPTION	AMOUNT \$
9/06/2021	7563	DEPARTMENT OF MINES, INDUSTRY REGULATION & SAFETY	BSL MONTHLY BUILDING LEVIES	35,897.41
9/06/2021	7564	CITY OF BUSSELTION	COMMISSION ON BUILDING LEVIES	982.25
9/06/2021	7565	CONSTRUCTION TRAINING FUND	CTF MONTHLY BUILDING LEVIES	4,547.77
				41,427.43

DIRECT DEBIT PAYMENTS JUNE 2021				
DATE	REF #	NAME	DESCRIPTION	AMOUNT \$
15/06/2021	4541	A TARBOTTON	ANIMAL TRAP REFUNDS	100.00
15/06/2021	4536	A.N.Z. BANK - VISA CARD	ANZ BANK - VISA CARD	14,633.16
		APPLE I CLOUD - MONTHLY SUBSCRIPTION		4.49
		VASSE BAKERY - CATERING		10.50
		BAYSIDE BURGERS		152.50
		SNEDDENS FENCING		202.50
		OCCY'S FOOD AND BREWS		284.65
		66FIT AUSTRALIA		320.00
		PERTH SWIM ACADEMY-SWIM TEACHER TRAINING		320.00
		CRAZY DOMAIN - DIRECTORY LISTING		9.89
		CRAZY DOMAIN - DOMAIN PRIVACY		18.54
		AUSSIE BROADBAND		65.00
		SOLAR ANALYTICS -SUBSCRIPTION		100.00
		GO DADDY		147.24
		CRAZY DOMIAN - LINUX HOSTING		197.76
		ZOOM VIDEO CONFERENCING		475.70
		LIQUID FILES		1,138.50
		TEAM VIEWER SUBSCRIPTION		1,247.00
		ZONTA CLUB DUNSBOROUGH		70.00
		OCEAN CENTRE HOTEL GERALDTON		340.00
		OCEAN CENTRE HOTEL GERALDTON		376.50
		THAI LEMONGRASS		400.00
		LOCAL GOVERNMENT PROFESSIONALS		400.00
		FACEBOOK -YOUTH		7.21
		QUEST SCARBOROUGH- CARPARKING		15.18
		FACEBOOK GLC 30.04.21		17.00
		SPOTIFY - YOUTH		18.99
		SENDGRID - GLC		20.00
		DOMINOS -YOUTH 15.05.21		75.00
		MAILCHIMP - LIBRARY		77.30
		FACEBOOK - GLC - 15.04.21		89.81
		DOMINOS -YOUTH 8.5.21		100.00
		DOMINOS -YOUTH 1.5.21		105.90
		DOMINOS -YOUTH 15.05.21		105.90



LISTING OF PAYMENTS MADE
UNDER DELEGATED AUTHORITY
FOR THE MONTH OF JUNE 2021

CHEQUE PAYMENTS	CHEQUE # 118826 - 118860	29,925.90
ELECTRONIC TRANSFER PAYMENTS	EFT79829 - EFT80582	7,450,283.43
TRUST ACCOUNT	TRUST ACCOUNT # 7563 - 7565	41,427.43
INTERNAL PAYMENT VOUCHERS	DD004509 - DD004549	118,979.45
PAYROLL PAYMENTS	01.06.2021 - 30.06.2021	2,443,770.39
		10,084,386.60

		QUEST SCARBOROUGH- ACCOMMODATION		220.55
		QUEST SCARBOROUGH- ACCOMMODATION		220.55
		DYCCI MEMBERSHIP		250.00
		MESSAGE MEDIA - GLC		472.56
		BUSSELTON CHAMBER OF COMMERCE AND INDUST		474.00
		APPLE ICLOUD MONTHLY SUBSCRIPTION		4.49
		BAKED - MORNING TEA		22.50
		HOT CHOCOLATE - COFFEE		23.50
		RETRAVISION- POWER ADAPTER FOR I PHONE		26.60
		BEER FARM		336.50
		WESTERN POWER - APPLICATION		497.92
		THE GOOD EGG CAFE - CATERING		13.40
		JIGSAW SIGNS & PRINT- 5X A0 SIGNS		655.00
		OFFICELIFE - HEADSETS		1,054.02
		ASIC - DOCUMENT SEARCH		34.00
		FACEBOOK - PR		51.50
		HOUSE - UTENSILS		64.98
		DONNYBROOK HOTEL		94.00
		AGENT IN A BOX- REAL ESTATE		329.00
		MONTHLY MAILCHIMP		375.03
		LEGAL PRACTICE BOARD OF WA		1,250.00
		LEGAL PRACTICE BOARD OF WA		1,250.00
15/06/2021	4533	AMPOL AUSTRALIA PETROLEUM PTY LTD	AMPOL AUSTRALIA PETROLEUM PTY LTD	63,739.71
9/06/2021	4517	ANZ BANK	ANZ BANK	158.58
9/06/2021	4518	ANZ BANK	ANZ BANK	680.04
9/06/2021	4525	ANZ BANK	ANZ BANK	1,189.61
11/06/2021	4526	ANZ BANK	ANZ BANK	2,617.50
3/06/2021	4527	ANZ BANK	ANZ BANK	15.00
14/06/2021	4530	ANZ BANK	ANZ BANK	541.74
30/06/2021	4542	ANZ BANK	BANK FEES & CHARGES	30.00
30/06/2021	4543	ANZ BANK	BANK FEES & CHARGES	15.00
30/06/2021	4545	ANZ BANK	BANK FEES & CHARGES	2,682.61
30/06/2021	4546	ANZ BANK	BANK FEES & CHARGES	140.84
30/06/2021	4547	ANZ BANK	BANK FEES & CHARGES	330.02
30/06/2021	4548	ANZ BANK	BANK FEES & CHARGES	469.32
30/06/2021	4549	ANZ BANK	BANK FEES & CHARGES	1,300.93
7/05/2021	4511	C J TEMBY	SUNDRY - CHQ CREDITOR	4,395.13
1/06/2021	4513	COMMONWEALTH BANK	COMMONWEALTH BANK	705.33
1/06/2021	4520	COMMONWEALTH BANK	COMMONWEALTH BANK	109.96
30/06/2021	4544	COMMONWEALTH BANK	BANK FEES & CHARGES	708.24
11/06/2021	4523	D ALCOCK	SUNDRY - CHQ CREDITOR	295.00
9/06/2021	4519	DWER	SUNDRY - CHQ CREDITOR	141.75
9/06/2021	4515	F PIGGOTT	ANIMAL TRAP REFUNDS	100.00
15/06/2021	4540	FINES ENFORCEMENT REGISTRY	FINES ENFORCEMENT REGISTRY	4,774.00
15/06/2021	4538	GEOGRAPHE PRIMARY SCHOOL	RATE REFUNDS	200.00
11/06/2021	4522	H FERGUSON	SUNDRY - CHQ CREDITOR	42.50
15/06/2021	4539	J GUTHRIDGE	ANIMAL TRAP REFUNDS	100.00
11/06/2021	4524	JEMIMA LOUDON	JEMIMA LOUDON	45.00
2/06/2021	4512	LES MILLS ASIA PACIFIC	LES MILLS ASIA PACIFIC	582.89
3/06/2021	4528	LES MILLS ASIA PACIFIC	LES MILLS ASIA PACIFIC	485.74
31/05/2021	4510	MERCATUS PTY LTD	RATE REFUNDS	1,599.00
3/06/2021	4521	MULTIPLE ACTON/COAD/CLINTON	RATE REFUNDS	10,794.56
31/05/2021	4509	P BATTY	ANIMAL TRAP REFUNDS	100.00
15/06/2021	4537	S GREAY	RATE REFUNDS	465.00
9/06/2021	4514	S LLOYD	RATE REFUNDS	1,475.29
14/06/2021	4529	S RICE	ANIMAL TRAP REFUNDS	100.00
15/06/2021	4531	SUNDRY - CHQ CREDITOR	RATE REFUNDS	2,129.03
15/06/2021	4532	SUNDRY - CHQ CREDITOR	RATE REFUNDS	186.76
15/06/2021	4534	SUNDRY - CHQ CREDITOR	RATE REFUNDS	200.25
15/06/2021	4535	SUNDRY - CHQ CREDITOR	RATE REFUNDS	499.96
9/06/2021	4516	T SHINGLES	ANIMAL TRAP REFUNDS	100.00





LISTING OF PAYMENTS MADE
UNDER DELEGATED AUTHORITY
FOR THE MONTH OF JUNE 2021

CHEQUE PAYMENTS	CHEQUE # 118826 - 118860	29,925.90
ELECTRONIC TRANSFER PAYMENTS	EFT79829 - EFT80582	7,450,283.43
TRUST ACCOUNT	TRUST ACCOUNT # 7563 - 7565	41,427.43
INTERNAL PAYMENT VOUCHERS	DD004509 - DD004549	118,979.45
PAYROLL PAYMENTS	01.06.2021 - 30.06.2021	2,443,770.39
		10,084,386.60

118,979.45

PAYROLL PAYMENTS JUNE 2021				
DATE	REF #	NAME	DESCRIPTION	AMOUNT \$
1/06/2021	PAYROLL	CITY OF BUSSELTON	PAYROLL & SALARIES	790,601.05
5/06/2021	PAYROLL	CITY OF BUSSELTON	PAYROLL & SALARIES	1,082,353.54
9/06/2021	PAYROLL	CITY OF BUSSELTON	PAYROLL & SALARIES	570,815.80
				2,443,770.39

6.2 FINANCIAL ACTIVITY STATEMENTS - YEAR TO DATE AS AT 30 JUNE 2021

STRATEGIC THEME	LEADERSHIP - A Council that connects with the community and is accountable in its decision making.
STRATEGIC PRIORITY	4.2 Deliver governance systems that facilitate open, ethical and transparent decision making.
SUBJECT INDEX	Financial Services
BUSINESS UNIT	Financial Services
REPORTING OFFICER	Manager Financial Services - Paul Sheridan
AUTHORISING OFFICER	Director Finance and Corporate Services - Tony Nottle
NATURE OF DECISION	Executive: Substantial direction setting, including adopting budgets, strategies, plans and policies (excluding local planning policies); funding, donations and sponsorships; reviewing committee recommendations
VOTING REQUIREMENT	Simple Majority
ATTACHMENTS	Attachment A Investment Report - June 2021 ↓  Attachment B Financial Activity Statement - June 2021 ↓ 

OFFICER RECOMMENDATION

That the Council receives the statutory financial activity statement reports for the period ending 30 June 2021, pursuant to Regulation 34(4) of the *Local Government (Financial Management) Regulations*.

EXECUTIVE SUMMARY

Pursuant to Section 6.4 of *the Local Government Act 1995* (the Act) and Regulation 34(4) of the *Local Government (Financial Management) Regulations 1996* (the Regulations), a local government is to prepare, on a monthly basis, a statement of financial activity that reports on the City's financial performance in relation to its adopted / amended budget.

This report has been compiled to fulfil the statutory reporting requirements of the Act and associated Regulations, whilst also providing the Council with an overview of the City's financial performance on a year to date basis, for the period ending 30 June 2021.

BACKGROUND

The Regulations detail the form and manner in which financial activity statements are to be presented to the Council on a monthly basis, and are to include the following:

- Annual budget estimates
- Budget estimates to the end of the month in which the statement relates
- Actual amounts of revenue and expenditure to the end of the month in which the statement relates
- Material variances between budget estimates and actual revenue/expenditure (including an explanation of any material variances)
- The net current assets at the end of the month to which the statement relates (including an explanation of the composition of the net current position)

Additionally, and pursuant to Regulation 34(5) of the Regulations, a local government is required to adopt a material variance reporting threshold in each financial year. At its meeting on 27 July 2020, the Council adopted (C2007/071) the following material variance reporting threshold for the 2020/21 financial year:

That pursuant to Regulation 34(5) of the Local Government (Financial Management) Regulations, the Council adopts a material variance reporting threshold with respect to financial activity statement reporting for the 2020/21 financial year as follows:

- *Variances equal to or greater than 10% of the year to date budget amount as detailed in the Income Statement by Nature and Type/Statement of Financial Activity report, however variances due to timing differences and/or seasonal adjustments are to be reported only if not to do so would present an incomplete picture of the financial performance for a particular period; and*
- *Reporting of variances only applies for amounts greater than \$25,000.*

OFFICER COMMENT

In order to fulfil statutory reporting requirements and to provide the Council with a synopsis of the City's overall financial performance on a year to date basis, the following financial reports are attached hereto:

Statement of Financial Activity

This report provides details of the City's operating revenues and expenditures on a year to date basis, by nature and type (i.e. description). The report has been further extrapolated to include details of non-cash adjustments and capital revenues and expenditures, to identify the City's net current position; which reconciles with that reflected in the associated Net Current Position report.

Net Current Position

This report provides details of the composition of the net current asset position on a full year basis, and reconciles with the net current position as per the Statement of Financial Activity.

Capital Acquisition Report

This report provides full year budget performance (by line item) in respect of the following capital expenditure activities:

- Land and Buildings
- Plant and Equipment
- Furniture and Equipment
- Infrastructure

Reserve Movements Report

This report provides summary details of transfers to and from reserve funds, and associated interest earnings on reserve funds, on a full year basis.

Additional reports and/or charts can be provided as required to further supplement the information comprised within the statutory financial reports.

Comments on Financial Activity to 30 June 2021

The Statement of Financial Activity (FAS) for the year to date (YTD) shows an overall Net Current Position of \$2.45M as opposed to the amended budget of \$643K. This represents a positive variance of \$1.8M YTD. This variance represents a decrease of \$15.3M from \$17.1M at the end of May.

The following table summarises the major YTD variances that appear on the face of the FAS, which, in accordance with Council's adopted material variance reporting threshold, collectively make up the above difference. Each numbered item in this lead table is explained further in the report.

Description	2020/21 Actual YTD \$	2020/21 Amended Budget YTD \$	2020/21 Amended Budget \$	2020/21 YTD Bud Variance %	2020/21 YTD Bud Variance \$	Change in Variance Current Month \$
Revenue from Ordinary Activities				4.18%	3,155,707	517,837
1. Operating Grants, Subsidies and Contributions	6,903,317	4,782,445	4,782,445	44.35%	2,120,872	546,641
2. Other Revenue	551,450	424,730	424,730	29.84%	126,720	(89,254)
3. Interest Earnings	870,759	1,046,684	1,046,684	(16.81%)	(175,925)	(20,582)
Expenses from Ordinary Activities				4.12%	3,386,233	(1,148,221)
4. Other Expenditure	(2,599,852)	(5,236,779)	(5,236,779)	50.35%	2,636,927	1,583,138
5. Non-Operating Grants, Subsidies and Contributions	20,309,932	34,487,199	34,487,199	(41.11%)	(14,177,267)	(5,546,267)
Capital Revenue & (Expenditure)				8.96%	3,449,143	(10,375,149)
6. Land & Buildings	(3,568,495)	(17,454,059)	(17,454,059)	79.55%	13,885,564	8,159,622
Plant & Equipment	(1,324,192)	(2,510,340)	(2,510,340)	47.25%	1,186,148	(52,902)
Infrastructure	(22,065,182)	(40,406,675)	(40,406,675)	45.39%	18,341,493	3,117,518
7. Proceeds from Sale of Assets	647,517	581,500	581,500	11.35%	66,017	307,762
8. Proceeds from New Loans	110,000	7,700,000	7,700,000	(98.57%)	(7,590,000)	110,000
9. Advances to Community Groups	(110,000)	(200,000)	(200,000)	45.00%	90,000	(110,000)
10. Transfer to Restricted Assets	(9,067,466)	(62,750)	(62,750)	(14350.14%)	(9,004,716)	(3,602,103)
11. Transfer from Restricted Assets	7,252,387	2,807,074	2,807,074	158.36%	4,445,313	3,406,156
12. Transfer to Reserves	(23,719,860)	(20,025,834)	(20,025,834)	(18.45%)	(3,694,026)	(3,717,696)
13. Transfer from Reserves	20,781,683	35,200,476	35,200,476	(40.96%)	(14,418,794)	(17,985,610)

Revenue from Ordinary Activities

In total, revenue from Ordinary Activities is \$3.2M, or 4.2%, ahead of budget YTD. The material variance items contributing to this include:

1. Operating Grants, Subsidies and Contributions

Ahead of YTD budget by \$2.1M, or 44.4%, mainly due to the items listed in the table below:

Revenue Code	Revenue Code Description	Actual YTD \$	Amended Budget YTD \$	Variance YTD \$	Variance YTD %	Change in Variance Current Month \$
<u>Finance and Corporate Services</u>		2,765,290	1,737,490	1,027,800	37.17%	980,253
10510	Governance Support Services – State Government Operating Grants	-	20,400	(20,400)	(100.00%)	(1,700)
Each year the City takes on a disability trainee. At the time of setting the budget, it is not known where this person may be placed, so the reimbursement from the State Government is budgeted in this area. The trainee was actually placed at the GLC, with all associated actual wage costs and reimbursements allocated to this area.						
10152	Other General Purpose Funding – Financial Assistance Grants	2,369,264	1,394,881	974,383	41.13%	945,145
Actual grants received are higher than originally budgeted due to the prepayment of approximately half of the 21/22 year grant. It is never known at the time of budgeting whether or not the commission will prepay any portion, so a normal full year is always budgeted. The prepaid portion is transferred to reserves and budgeted to be drawn down during the 21/22 financial year. As such, although revenue appears to be significantly higher than budget, due to the restriction of the prepaid component the net impact on the year- end Net Current Position is nil.						
10151	Rates Administration – Reimbursements – Legal Fees	61,845	31,600	30,245	48.90%	17,386
There has been a much higher than expected requirement for debt recovery services in relation to overdue rates. Legal costs for this process are reimbursed by the ratepayers involved.						
10200	Financial Services – Reimbursements	122,650	104,900	17,750	14.47%	(4,093)
The surplus to budget at year end is due to \$8.4K more in insurance reimbursements, which are inherently difficult to predict, plus a miscellaneous reimbursement of \$11.4K from the ANZ Bank for overcharged merchant fees.						
10500	Legal and Compliance Services - Reimbursements	36,311	5,750	30,561	84.16%	22,165
Higher than expected income in this area is due to legal settlements in the City's favour. This is not an area that can be forecast with a great deal of accuracy at time of preparing the budget.						
10522	Occupational Health & Safety – Reimbursement – Wellness Program	7,160	25,000	(17,840)	(249.16%)	(2,087)
Due to COVID restrictions in the first half of the financial year a number of programs were either not able to proceed or were undersubscribed. With the relaxing of restrictions and returning confidence, staff participation in the various Wellness activities has increased, however it is unlikely that the full budget will be achieved by year end.						

Community and Commercial Services		354,735	254,100	100,635	28.37%	(3,634)
11151	Airport Operations – Contributions	123,000	50,000	73,000	59.35%	22,000
More contributions toward airport marketing have been received from neighbouring local governments and organisations such as the MRBTA than was originally anticipated.						
10530	Events & Cultural Services Administration – Parenting Leave Reimbursements	14,655	-	14,655	100.00%	-
Parenting leave reimbursement was not planned at the time of the development of the 20/21 budget.						
10630	Economic and Business Development Administration – Parenting Leave Reimbursements	9,059	-	9,059	100.00%	-
Parenting leave reimbursement was not planned at the time of the development of the 20/21 budget.						
Planning and Development Services		1,299,346	1,329,470	(30,124)	(2.32%)	(16,717)
10820	Strategic Planning – State Government Grants	22,500	37,500	(15,000)	(66.67%)	-
The variation from Strategic Planning budget (Grant \$37,500) is due to the <u>total</u> grant (\$75,000) being acquitted in three instalments: the first payment was received some time ago on achievement of certain project milestones to that stage in the preparation of the 'Coastal Adaptation Strategy' or CHRMAP, 'Coastal Hazard Risk Management and Adaptation Plan'. The second payment (30%) was received in May 2021 following adoption of the draft CHRMAP for advertising by the Council (OCM 24 February 2021). The final payment of 20% is due once Council adopts the <i>final</i> CHRMAP. Preparation of this complicated and comprehensive document has been set back several times over the past 2 years due to project requirements concerning financial modelling and Government Working Group reviews et al. As such, the City has received approval to extend the anticipated completion date for the project (this has occurred several times) until 31 March 2022. The \$15,000 final grant payment will therefore not be paid until FY 21/22.						
10925	Preventative Services – CLAG – State Government Grants	32,038	44,370	(12,332)	(38.49%)	-
The Department of Health contribution to the mosquito program was less than expected.						
Engineering and Works Services		2,483,946	1,461,385	1,022,561	41.17%	(413,261)
S0076	Kaloorup Road (Stage 1) – Main Roads Operating Grant	-	267,000	(267,000)	(100.00%)	-
Works originally budgeted to be completed by April are forecast to be complete in June, however grant acquittal and invoicing cannot be finalised until all billing has been processed and a final reconciliation of works has been completed and signed off. This has happened with most of the revenue being recognised (\$92K carried over), however this is actually a Non-Operating Capital Grant with the budget being incorrectly allocated against operational grants.						
W0267	Road Safety Signage Infrastructure – Federal Operating Grant	75,117	97,985	(22,868)	(100.00%)	(22,868)
These works were not completed by the end of the financial year. \$23K in relation to the grant funded portion has been carried over.						
11160	Busselton Jetty – Contributions	842,772	859,400	(16,628)	(100.00%)	(429,700)
Contributions from BJINC slightly less than budgeted. The final amount to be received is not known until after year end review of the jetty financials, which is well after the budget is set.						

11162	Busselton Jetty - Underwater Observatory – Reimbursement of Utilities Charges	25,969	-	25,969	100.00%	1,726
The City recoups both electricity and sewer service charges from Busselton Jetty Inc. Due to an administrative oversight, this item has not been budgeted, however there is a nil impact on the municipal net current position due to this income being put into the Jetty reserve. This offsets the costs which are also put into the reserve. YTD also contains an insurance re-imburement of \$14K for damage to the UPS during storm events in May 2020.						
11300	Sanitation Waste Services Administration – Parenting Leave Reimbursements	13,570	-	13,570	100.00%	-
Parenting leave reimbursement was not planned at the time of the development of the 20/21 budget.						
11301	Regional Waste Management Administration – Reimbursements	105,919	22,000	83,919	79.23%	8,163
The contributions to the 2020/21 Southwest Regional Waste Group Project were received from 10 participating local governments in November and April, totalling \$48K each time. Only \$22K was budgeted for the year, and this was spread over 12 months.						
11501	Operations Services Works – Insurance Reimbursements	253,793	61,200	192,593	75.89%	(5,013)
Workers compensation claims totalling \$254K have been received YTD. This is by nature very difficult to predict. \$61K was budgeted for the year, spread evenly over 12 months.						
B1401 & B9610	Old Butter Factory – Insurance Reimbursements	149,415	-	149,415	100.00%	-
Conservation and fire damage works were completed during the year with the insurance claim being approved and paid. Not budgeted as additional works were required for structural and fire compliance that had not been scoped at commencement of the works. This is not unusual for conservation projects of this nature. Net impact after insurance claims is estimated at approximately (\$30K).						
M9999	Road Maintenance Bal Of Budget – Insurance Reimbursements	780,201	-	780,201	100.00%	2,188
Storm damage claims from the storm events in May 2020.						

2. Other Revenue

Ahead of YTD budget by \$127K, or 30%, mainly due to the items listed in the table below:

Revenue Code	Revenue Code Description	Actual YTD \$	Amended Budget YTD \$	Variance YTD \$	Variance YTD %	Change in Variance Current Month \$
Finance and Corporate Services		50,961	33,450	17,511	52.35%	(8,574)
10200	Financial Services – Sundry Income	12,573	200	12,373	6186.34%	(9,400)
Due to workload issues and a change in staff in Planning, there was a delay in on-payment of development application fees to the Department of Planning for fees received from applicants in May. This had not occurred by the end of June but is expected to have been actioned by the end of July. There was also an unreconciled portion of an overpayment from LGIS for \$2K.						

Community and Commercial Services		40,811	24,550	16,261	66.24%	(26,666)
10630	Economic and Business Development Administration – LSL Contributions from other LG's	9,738	-	9,738	100.00%	-
Long Service Leave entitlements accrued can be transferred between local governments. At the time of budgeting, it was not known that the City would be employing a person for whom a LSL entitlement would be transferred.						
Planning and Development Services		205,367	145,530	59,837	41.12%	(12,246)
10925	Preventative Services – CLAG – Sundry Income	83,203	4,080	79,123	1939.30%	(331)
Due to the much earlier and more significant onset of the Ross River Virus threat, extra chemical applications were required. Permission was received from the Department of Health to draw extra trust funds for these purposes.						
10970	Parking Control – Parking Fines & Costs	32,903	60,000	(27,097)	(45.16%)	(3,632)
Budgeting for this is always done on a simple historical trend basis, and is never a targeted revenue source. It is down on budget due to the enforcement team being temporarily understaffed.						
Engineering and Works Services		254,311	221,200	33,111	14.97%	(41,767)
11107	Engineering Services Design – LSL Contributions from other LG's	14,475	-	14,475	100.00%	-
Long Service Leave entitlements accrued can be transferred between local governments. At the time of budgeting, it was not known that the City would be employing a person for whom a LSL entitlement would be transferred.						
G0030 & G0031	Busselton & Dunsborough Transfer Station – Sale of Scrap Materials	210,812	196,050	14,762	7.53%	(41,158)
The pricing received for scrap metal has been significantly higher than originally forecast. As such, higher than predicted volumes have also been delivered to the recyclers to take advantage of this pricing.						

3. Interest Earnings

Interest earnings is \$176K, or 16.8%, behind budget YTD June due to the significantly lower than forecast interest rates, as a result of the COVID pandemic induced economic downturn. The current low interest rate environment has reduced the City's income in both the current budget period and future years.

Expenses from Ordinary Activities

Expenditure from ordinary activities is \$3.4M, or 4.1%, less than expected when compared to the budget YTD as at June. The only expense line item on the face of the financial statement that has a YTD variance that meet the material reporting threshold is Other Expenditure.

4. Other Expenditure

\$2.6M, or 50.3%, under the budget YTD. The main contributing items are listed below:

Cost Code	Cost Code Description	Actual YTD \$	Amended Budget YTD \$	Variance YTD \$	Variance YTD %	Change in Variance Current Month \$
<u>Executive Services</u>		72,279	108,000	35,721	33.1%	3,872
10001	Office of the CEO	71,708	108,000	36,292	33.6%	3,373
The underspend relates to donations contributions and subsidies budget (\$8K), CapeROC budget (\$20K) and the CEO Discretionary Budget (\$8K).						
<u>Finance and Corporate Services</u>		851,624	1,114,770	263,146	23.6%	121,836
10000	Members of Council	513,363	550,800	37,437	6.8%	(28,339)
Timing variances exist in relation to the payment of elected member allowances and reimbursements. The main contributors being the elected members training budget underspent by \$23K, and no expenditure against the Council Contingency Holding account with a YTD budget of \$14K.						
10151	Rates Administration	94,102	109,300	15,198	13.9%	(3,306)
Budget variances are due to interim valuation invoices still to be received.						
10200	Financial Services	-	40,900	40,900	100.0%	40,900
The valuation of the City's Land & Buildings was deferred until the 21/22 financial year to align all asset valuations to the 5 year cycle per the LG Act. It was also not possible to conduct the valuations in 20/21 year due to COVID related limitations on the availability of valuation consultants in the required timeframe.						
10221/27/ 28/29/30	Finance & Borrowing Prog 04/11/12/13/14	106,663	231,320	124,657	53.9%	115,660
Notification of the second bi-annual payment of the indicative guarantee for the City's borrowings through the WA Treasury Corporation, was not received by the end of June. This has will be therefore be processed in July.						
10700	Public Relations	88,713	126,850	38,137	30.1%	(2,423)
The underspend variance is related to a reduced payment to BASSCA this year given COVID-19 and no school exchanges, the cancelling of the Mayoral Breakfast and a reduced spend associated with functions such as the launch of Jetstar flights.						

<i>Community and Commercial Services</i>		1,160,011	3,441,809	2,281,798	66.3%	1,274,576
10530	Events & Cultural Services Administration (formerly Community Services Administration)	528,322	751,100	222,778	29.7%	57,824
<p>Funds currently committed from the 2020/21 events budget through multi-year agreements and Rounds 1 and 2 of the Event Sponsorship Program totals \$380,562. In addition, \$200,000 is allocated towards the development of an electronic events billboard. This leaves a balance of \$205,852 in the 2020/21 events budget for any further event attraction or initiatives. This balance includes funds from cancelled events.</p> <p>Of the \$250,000 allocated to the 2020/21 marketing budget, \$120,000 has been allocated to the Airport Marketing Reserve, \$50,000 to the Busselton Performing Arts and Convention Centre (BPACC), up to \$12,000 had been allocated to update the City's Events Strategy and up to \$5,000 for the update of tourism signage, leaving a balance of \$63,000 for any further initiatives. It is recommended that the remaining balance after any further allocations be transferred to the Airport Marketing Reserve.</p> <p>Of the \$40,000 allocated to City run events, a total of \$11,684 was spent on seven Sun-Sets on the Bay events in Busselton and Dunsborough. This leaves a balance of \$28,316. Pending any further initiatives, the remaining balance at the end of financial year will remain in the Marketing and Area Promotion Reserve.</p>						
10532	BPACC Operations	12,018	50,000	37,982	76.0%	(350)
<p>Low cost marketing materials have been developed to date and until final decisions are made regarding the project tenders, no large investments in event attraction will be made.</p>						
10547	Iron Man	65	200,000	199,935	100.0%	(65)
<p>Ironman has been cancelled for this year and hence the funds will not be expended. Council have resolved (C2012/159 – 9 December 2020) to utilise the remaining budget towards an electronic billboard, however this will not be completed until later in the calendar year, so will be carried over to the 21/22 budget.</p>						
10550	Forrest Rally	-	12,500	12,500	100.0%	-
<p>Forrest Rally organisers have advised that the event will not be proceeding from 2020/2021 onwards, therefore these funds will not be expended.</p>						
10567	CinefestOZ	80,000	120,000	40,000	33.3%	-
<p>YTD variance is due to the sponsorship contract being varied due to a change in format as a result of COVID (C2009/110) - \$80K paid in 2020/21 with the balance (\$38K) carried over to be paid in addition to 2021/22 Market Yield Adjustment.</p>						
10630	Economic and Business Development Administration	3,440	55,000	51,560	93.7%	15,654
<p>The budget is made up of numerous line items that have been spread throughout the year. The actual timing for these things are inherently difficult to predict, including valuations as more often than not they depend on interactions with outside third parties for development opportunities and collaborations. For example, the City budgets for marketing and promotions, but need to wait for relevant opportunities to arise throughout the year that may not necessarily align with budget timing. It should be noted that a large portion of the total annual budget relates to cruise ship visitor servicing (\$38K), which due to the effects of COVID-19 will not be spent this financial year.</p>						
10634	Business Support Program	83,030	106,892	23,862	22.3%	(1,605)
<p>An amount of \$19K was not allocated from the total annual budget by year end.</p>						
11151	Airport Operations	5,394	1,660,267	1,654,873	99.7%	1,239,408
<p>Relates to marketing activities for RPT services which have not commenced due to COVID.</p>						

<u>Planning and Development Services</u>		161,904	175,000	13,096	7.5%	7,838
10805	Planning Administration	29,148	60,000	30,852	51.4%	5,000
This variance relates to the façade refurbishment program which is not likely to have any additional projects / work costed to it this financial year as the City has not run the program as per normal because of unusually high workloads caused by the building stimulus.						
10931	Protective Burning & Firebreaks-Reserves	4,673	17,600	12,927	73.4%	616
Due to the limited seasonal burning opportunities, the budget for catering for the crews has not been spent as expected YTD.						
10942	Bushfire Risk Management Planning – DFES	23,466	-	(23,466)	(100.0%)	-
This represents repayment of unspent 19/20 BRMP grant funds.						
<u>Engineering and Works Services</u>		354,035	397,200	43,165	10.9%	175,016
B1205	Centennial Park – Toilets	76	200,100	200,024	100.0%	200,000
The City's contribution to the development of the toilets and Café/Kiosk at Centennial Park did not occur in 20/21. This has been re-listed to proceed in the 21/22 budget.						
B1223	Micro Brewery - Public Ablution	60,000	120,000	60,000	50.0%	-
The City's fund contribution to the construction of these ablutions is due to be paid upon receipt of invoice from the company. Final inspection of the toilet facilities was expected late March, after which the invoice should have been forthcoming. This has been carried over to be paid as part of the 21/22 budget, funded from the year end surplus.						
G0042	BTS External Restoration Works	267,038	50,000	(217,038)	(434.1%)	(24,996)
There was an unforeseen cost increase in groundwater monitoring due to a laboratory error by our third party contractor.						
The round of testing conducted in November included the sampling of over 50 groundwater bores, many of which reported "anomalous results". The contractor concluded that the lab had made errors in mis-labelling samples, which required re-sampling.						
Although the lab did not charge us for additional testing due to their error, the City incurred extra costs when it had to re-engage the contractor to re-test several dozen bores in January.						
The City's Legal department is investigating whether compensation from the contractor can be pursued. In May, a legal settlement payout that was made in November 2020 was re-allocated from capital per advice from the Office of Auditor General, as these costs are not capital in nature.						

5. Non-Operating Grants, Subsidies & Contributions

The negative variance of \$14.2M is mainly due to the items in the table below. It should be noted that apart from the Locke Estate Contributions variance (due to COVID hardship deferral relief), and the Donated Assets items, any negative variance in this area will approximately correlate to an offsetting positive underspend variance in a capital project tied to these funding sources. This can be seen in the section below that outlines the capital expenditure variances.

Revenue Code	Revenue Code Description	Actual YTD \$	Amended Budget YTD \$	Variance YTD \$	Variance YTD %	Change in Variance Current Month \$
<i>Finance and Corporate Services</i>		46,678	77,370	(30,692)	(39.7%)	(17,370)
10250	Information & Communication Technology Services – Grants Utilised	-	17,370	(17,370)	(100.0%)	(17,370)
R0288	Locke Estate – Leaseholder Contributions	46,678	60,000	(13,322)	(22.2%)	-
<i>Community and Commercial Services</i>		473,919	1,006,261	(532,342)	(52.9%)	(649,530)
10380	Busselton Library – Grants Utilised	-	10,000	(10,000)	(100.0%)	(10,000)
10541	Recreation Planning – Grants Utilised	-	100,000	(100,000)	(100.0%)	(100,000)
11156	Airport Development Operations – Grants Utilised	199,403	188,100	11,303	6.0%	11,303
B9717	Airport Construction, Existing Terminal Upgrade – Grants Utilised	3,416	42,800	(39,384)	(92.0%)	(39,384)
C6025	Installation of Bird Netting – State Capital Grant	28,270	38,851	(10,581)	(27.2%)	(53,769)
C6026	Airport Car Park Reseal – Grants Utilised	75,127	6,700	68,427	1021.3%	68,427
C6087	Airport Construction Stage 2, Landside Civils & Services Inf – Grants Utilised	11,382	-	11,382	100.0%	11,382
C6099	Airport Development - Project Expenses – Grants Utilised	65,048	520,850	(455,802)	(87.5%)	(455,802)
<i>Planning and Development Services</i>		535,421	1,282,200	(746,779)	(58.2%)	(1,249,258)
10830	Environmental Management Administration – Grants Utilised	-	185,000	(185,000)	(100.0%)	(185,000)
B1025	Yallingup Coastal Bushfire Brigade – Donated Assets	10,592	-	10,592	100.0%	-
B1029	Busselton SES – Donated Assets	-	97,200	(97,200)	(100.0%)	(97,200)
C3223	Dunsborough Non-Potable Water Network – Federal Capital Grant	516,597	1,000,000	(483,403)	(48.3%)	(967,058)

<u>Engineering and Works Services</u>		19,253,915	32,121,368	(12,867,453)	(40.1%)	(3,630,108)
11101	Environmental Services Administration – Grants Utilised	-	30,000	(30,000)	(100.0%)	(30,000)
A0014	Bussell Highway - 0241 – Grants Utilised	-	744,000	(744,000)	(100.0%)	(744,000)
A0022	Yallingup Beach Road Bridge - 3347 – Federal Capital Grant	-	700,000	(700,000)	(100.0%)	(700,000)
A0023	Kaloorup Road Bridge – 3381 – Donated Asset	-	1,074,000	(1,074,000)	(100.0%)	(138,000)
A0024	Boallia Road Bridge – 4854 – Donated Asset	-	1,147,000	(1,147,000)	(100.0%)	(138,000)
A0025	Tuart Drive Bridge 0238 – Federal Capital Grant	-	2,670,330	(2,670,330)	(100.0%)	(2,500,000)
B9407	Busselton Senior Citizens – Developer Cont. Utilised	626,400	738,128	(111,728)	(15.1%)	(544,555)
B9591	Performing Arts Convention Centre – Federal Capital Grant	175,000	5,350,000	(5,175,000)	(96.7%)	-
B9999	Donated Buildings (Micro-Brewery Public Toilets)	110,000	-	110,000	100.0%	-
C0050	Forth Street Groyne Carpark - Formalise and Seal – Developer Cont. Utilised	1,151	12,480	(11,329)	(90.8%)	(11,329)
C0051	Vasse Oval Gravel Car Parking - Dawson (Eastern Side) – Developer Cont. Utilised	228,137	200,000	28,137	14.1%	28,137
C0059	Dunsborough Yacht Club Carpark – Developer Cont.	127,641	160,000	(32,359)	(20.2%)	(92,359)
C1753	Eagle Bay Viewing Platform – Developer Cont. Utilised	-	95,458	(95,458)	(100.0%)	(95,458)
C2527	Storm Damage Renewal of Infrastructure – Developer Cont. Utilised	594	37,090	(36,496)	(98.4%)	(36,496)
C3020	Donated Assets Parks, Gardens & Reserves	1,956,797	1,500,000	456,797	30.5%	456,797
C3116	Dawson Park (McIntyre St POS) – Developer Cont. Utilised	5,259	159,467	(154,208)	(96.7%)	(76,741)
C3166	Vasse River Foreshore - Bridge to Bridge – Developer Cont. Utilised	11,966	28,000	(16,034)	(57.3%)	(16,034)
C3211	Tulloh St (Geographe Bay Road) - POS Upgrade – Developer Cont. Utilised	2,101	90,332	(88,231)	(97.7%)	(88,231)
C3213	Cabarita Road - POS Upgrade – Developer Cont. Utilised	-	28,141	(28,141)	(100.0%)	(28,141)

C3214	Kingsford Road - POS Upgrade – Developer Cont. Utilised	5,242	154,375	(149,133)	(96.6%)	(149,133)
C3215	Monash Way - POS Upgrade – Developer Cont. Utilised	5,541	167,174	(161,633)	(96.7%)	(161,633)
C3216	Wagon Road - POS Upgrade – Developer Cont. Utilised	5,541	167,174	(161,633)	(96.7%)	(161,633)
C3217	Limestone Quarry - POS Upgrade – Developer Cont. Utilised	5,541	167,174	(161,633)	(96.7%)	(161,633)
C3218	Dolphin Road - POS Upgrade – Developer Cont. Utilised	4,879	91,000	(86,121)	(94.6%)	(86,121)
C3219	Kingfish/ Costello - POS Upgrade – Developer Cont. Utilised	4,689	91,000	(86,311)	(94.8%)	(86,311)
C3220	Quindalup Old Tennis Courts Site - POS Upgrade – Developer Cont. Utilised	4,591	53,283	(48,692)	(91.4%)	(48,692)
C3225	Dunsborough Lakes Sporting Precinct (Stage 1) – Developer Cont. Utilised	-	1,338,000	(1,338,000)	(100.0%)	(1,338,000)
C3238	Vasse River - General Upgrade – Developer Cont. Utilised	-	100,000	(100,000)	(100.0%)	(100,000)
C6099	Airport Development - Project Expenses – Grants Utilised	-	(140,000)	140,000	(100.0%)	140,000
D0009	Busselton LIA - Geocatch Drain Partnership WSUD Improvements – Grants Utilised	17,626	30,000	(12,374)	(41.2%)	(12,374)
D2000	Donated Assets Drainage	2,804,822	1,500,000	1,304,822	87.0%	1,304,822
F0101	Yalyalup Pump Track & Temporary Toilet – Developer Cont. Utilised	-	150,000	(150,000)	(100.0%)	(150,000)
F1003	Donated Assets Footpaths & Cycleways	816,606	500,000	316,606	63.3%	316,606
F1022	Buayanyup Drain Shared Path – State Capital Grant	59,589	320,000	(260,411)	(81.4%)	32,926
S0048	Bussell Highway – Developer Cont. Utilised	302,935	640,516	(337,581)	(52.7%)	(79,244)
S0070	Peel & Queen Street Roundabout Service Relocation – Developer Cont. Utilised	392,989	800,000	(407,011)	(50.9%)	72,989
S0072	Kaloorup Road - Reconstruct and Seal Shoulders – Developer Cont. Utilised	200,000	250,000	(50,000)	(20.0%)	(150,000)

S0073	Gale Road Rural Reconstruction – Federal Capital Grant	991,837	1,372,500	(380,663)	(27.7%)	361,640
S0074	Causeway Road Duplication – Developer Cont. Utilised	1,439,713	1,000,000	439,713	44.0%	(60,287)
S0076	Kaloorup Road (Stage 1) – Main Roads Direct Grant	174,954	-	174,954	100.0%	68,154
T0019	Wonnerup South Road - Reconstruct and Widening (narrow seal) – RTR Capital Grant	418,081	448,000	(29,919)	(6.7%)	(29,919)
T0020	Capel Tutunup Road – RTR Capital Grant	1,163,486	1,426,750	(263,264)	(18.5%)	1,044,570
W0030	Donated Roads	3,666,283	3,000,000	666,283	22.2%	666,283
W0067	Ford Road Reconstruct and Asphalt Overlay – Main Roads Direct Grant	10,875	-	10,875	100.0%	-
W0121	Geographe Bay Road Quindalup – Developer Cont. Utilised	18,039	6,582	11,457	174.1%	(543)
W0265	Seascape Rise - Road Safety Upgrade – Developer Cont. Utilised	-	235,000	(235,000)	(100.0%)	(235,000)

6. Capital Expenditure

As at 30 June 2021, there is an underspend variance of 54.9%, or \$33.4M, in total capital expenditure, with YTD actual at \$27.4M against the YTD amended budget of \$60.8M. A large portion of this positive underspend variance is offset by the negative variance in Non-Operating Grants, Contributions & Subsidies discussed above, with the remainder offset by the negative variances in Transfers From Reserves and Restricted Assets related to funds held aside for these projects. The attachments to this report include detailed listings of all capital expenditure (project) items, however the main areas of YTD variance are summarised as follows:

Cost Code	Cost Code Description	Actual YTD \$	Amended Budget YTD \$	Variance YTD \$	Variance YTD %	Change in Variance Current Month \$
<u>Land</u>		4,029	150,000	145,971	97.3%	71,921
10610	Property Services Administration	4,029	150,000	145,971	97.3%	71,921
The budget represents funds allocated for costs associated with potential strategic land purchases in the City of Busselton. To date, there have been no expenses incurred, as potential transactions have not progressed beyond informal discussions.						
<u>Buildings</u>		3,564,466	17,304,059	13,739,593	79.4%	8,087,701
B9516	Busselton Library Upgrade	555,092	608,000	52,908	8.7%	5,000
Library works completed. Balance of funds to be directed to fit-out items as a carry over in the 21/22 budget.						

B9300/1/2	Aged Housing Capital Improvements	64,128	192,000	127,872	66.6%	12,400
<p>Budgeted works were proposed to separate power and drainage servicing Winderlup Court and Winderlup Villas. Whilst the power requirements are not triggered until the new conditional land title lots are created, the intention was to progress with this anyway. The procurement process has elicited one quotation only which, even if acceptable, is unlikely to generate an invoice payable in the current financial year. As such, the budgeted funds will be carried over in reserve to be utilised once appropriate contractual arrangements can be made.</p>						
B9402	Busselton Waste Transfer Station - Buildings	18,206	-	(18,206)	(100.0%)	-
<p>A requirement arose for a 2.4 x 2.4 Transportable Ablution Block, and savings were identified in the budget for infrastructure that could be utilised for these purposes. This overspend variance will be offset by the identified underspends in infrastructure.</p>						
B9407	Busselton Senior Citizens	626,400	738,128	111,728	15.1%	-
<p>Works were completed in September. The savings against budget are being reviewed for potential use on roof replacement and carpark works. Works have been re-scoped based on preliminary estimates to reduce costs of roof replacement. The tender to perform these works has now been awarded, however will need to be carried over and completed in the 21/22 financial year.</p>						
B9534	Community Resource Centre	36,100	50,000	13,900	27.8%	19,650
<p>The replacement and upgrade of the entire carpeting came in significantly under budget.</p>						
B9556	NCC Upgrade	43,355	130,000	86,645	66.7%	87,957
<p>Work is still underway re-defining the scope of works required. As this was not clear by year end, funds will not be carried over. A budget amendment may be sought at later date if further re-scoped works are required.</p>						
B9558	Churchill Park - Change Room Refurbishment	32,673	21,000	(11,673)	(55.6%)	(32,673)
<p>Roof sheeting and guttering renewal works were more than expected.</p>						
B9591	Performing Arts Convention Centre	1,522,792	14,246,200	12,723,408	89.3%	7,705,294
<p>Regional Growth Fund milestones are under review pending funding extension confirmation. Design contract program extension pending. Budgeted cash flow has been reviewed, with works now pending final Council decision on the tenders and community surveys. Project will be carried over and re-listed in the 21/22 budget.</p>						
B9596	GLC Building Improvements	330,355	491,657	161,302	32.8%	(226,836)
<p>Scheduled building works (some of which were carried over from the 19/20 FY), have been completed. The positive variance to budget is largely due this area also incorrectly containing the budget for Infrastructure capital works at the GLC.</p>						
B9605	Energy Efficiency Initiatives (Various Buildings)	21,217	103,000	81,783	79.4%	88,726
<p>The \$21K expended in the year was associated with the installation of LED lighting at the High Street Hall. \$81K of this budget was unspent at 30 June, thus this amount was carried over into the 2022 financial year. Works were planned to replace the existing lighting at the Busselton Library with LSD's, due to the availability of contractors this was delayed by two weeks with works completed in July. These works valued at \$74,000 have subsequently been paid in July 2021.</p>						

B9607	General Buildings Asset Renewal Allocation (Various Buildings)	84,565	150,000	65,435	43.6%	40,857
<p>This budget was assigned for various Capital works as identified as per the City's Building Asset Management Plan. Some items of expenditure have been for undertaking maintenance as opposed to Capital renewal works. To this end, \$44K in costs incurred have been moved back and recorded against Operations in the June period. These major maintenance works will still be funded from the Building Reserve, however an under-expended position to budget will result against this item.</p>						
B9608	Demolition Allocation (Various Buildings)	-	25,000	25,000	100.0%	12,500
<p>Funds were initially allocated to partial demolition of the Weld Theatre by the end of the financial year, in preparation for its integration with the BPACC. Final Council decision on this project is now pending due to further review of tenders and community surveys.</p>						
B9610	Old Butter Factory	131,811	-	(131,811)	(100.0%)	145,623
<p>Conservation and fire damage works were completed early in the financial year. A journal for \$145K representing costs associated with the Wood Turners relocation to the Old Butter Factory site was processed in May and hence the end of month \$277K unfavourable variance; this JNL has since been reversed back out in June bringing the variance back to its original \$131K. An insurance claim reimbursement totalling \$99.4K offsets the true costs of \$131K leaving a net over spend to budget of \$32K as at 30 June.</p>						
B9611	Smiths Beach New Public Toilet	2,456	200,000	197,544	98.8%	200,000
<p>Project commencement delayed due to changes to the project scope as a result of potential changes to size of the toilet facilities (yet to be resolved) and investigations into the capacity of the existing septic system/upgrade to an ATU system to accommodate these changes. We have also encountered long lead times with consultancy and environmental applications / approvals. This underspend surplus has been carried forward to fund the relist of this project in the 21/22 budget.</p>						
B9612	Churchill Park Renew Sports Lights	11,791	140,000	128,209	91.6%	(11,610)
<p>A review of consultants work to date has been undertaken. Remaining budgeted expenditure carried forward, with \$73K State Government Grant Funding added to complete the Sports Lights Upgrade in 21/22.</p>						
B9711	Busselton Airport – Building	-	15,000	15,000	100.0%	-
<p>Small capital works projects that were planned to be completed either prior to Jetstar flights commencing or by the end of the financial year, were not able to proceed due to other priorities. The majority of these projects have been re-budgeted to occur in the 21/22 financial year, before the Jetstar flights commence.</p>						
B9717	Airport Construction - Existing Terminal Upgrade	5,704	42,800	37,096	86.7%	1,275
<p>Invoicing in relation to the retention monies owing to Pindan for works completed has not been received. As a result, this budget will be carried over.</p>						
B9809	Busselton Jetty Tourist Park Compliance Works	7,421	80,000	72,579	90.7%	36,179
<p>Compliance electrical works were not able to be completed by the end of the financial year due to competing priorities. Unspent funds remain in the reserve, with a portion relisted in the 21/22 budget.</p>						

Plant & Equipment		1,324,192	2,510,340	1,186,148	47.3%	(52,902)
10372	Dunsborough Cemetery	-	20,000	20,000	100.0%	-
<p>The budget is for maintenance trailers for the cemetery, both for grave shoring equipment and watering equipment, as well as fencing and turf upgrades. The delay in procurement of these items is due to current workloads of relevant staff and other projects taking a higher priority to date. Suitable specifications have now been developed and quotes are being sought, however the new equipment is not expected to be delivered until August 2021. As such, these budgeted funds will remain in reserve and be relisted to be drawn in the 21/22 budget.</p>						
11106	Street Lighting Installations	17,300	-	(17,300)	(100.0%)	-
<p>The expenditure represents a storage container for the lighting equipment. The budget for the whole activity has been entered against one operational line incorrectly, rather than being split according to operational maintenance, capital upgrade, and one-off asset purchases such as this.</p>						
11156	Airport Development Operations	199,403	283,100	83,697	29.6%	23,588
<p>All baggage handling system invoices have been invoiced and paid. The remaining funds will be included in the outstanding Airport Development Reserve funding balance. Some funds were utilised to purchase the CCTV for the carparking as well.</p>						
11162	Busselton Jetty - Underwater Observatory	17,523	-	(17,523)	(100.0%)	-
<p>In February there was \$17.5K in unplanned expenditure for an Uninterrupted Power Supply (UPS) for the Underwater Observatory (UWO) lift. This will be funded from the Jetty Reserve.</p>						
11401	Transport – Workshop	19,227	30,000	10,774	35.9%	-
<p>The hardware for upgrades to the repeater at the communications tower has been delivered. Installation of these will be dependent upon receiving Telstra approvals, which is being worked through by Property and Leasing, but will take place in 21/22 FY.</p>						
11402	Plant Purchases (P10)	657,839	1,420,000	762,161	53.7%	(61,379)
<p>Underspend variances to budget YTD are due to:</p> <ul style="list-style-type: none"> • The new generators at DWF pond and cell that were ordered in April, with delivery of one unit in June and the second in July. (carryover listed in the 21/22 budget); • A waste truck side loader that has been ordered, but delivery/payment is not expected until August (this underspend saving will be a carry-forward purchase from the Plant Reserve in the 21/22 budget); • The waste compactor semi-trailer purchase has been deferred indefinitely pending development of the new waste plan. 						
11403	Plant Purchases (P11)	52,990	205,000	152,010	74.2%	(3,495)
<p>One ute ordered with delivery delayed until July and one light truck ordered in December, delivery now delayed until July. Both listed as carryovers in the 21/22 budget.</p>						
11404	Plant Purchases (P12)	8,923	114,000	105,077	92.2%	-
<p>One light truck ordered with delivery expected in July. Listed as carryover in the 21/22 budget.</p>						
11407	P&E - P&G Smart Technologies	11,041	100,000	88,959	89.0%	(2,704)
<p>Two weather stations were supplied and installed worth \$52K, however this was incorrectly allocated as an operational expense. As such, the underspend variance has been returned to the reserve from which it was meant to be funded.</p>						

<u>Furniture & Office Equipment</u>		492,196	461,088	(31,108)	(6.7%)	(39,309)
10250	Information & Communication Technology Services	321,786	407,088	85,302	21.0%	(59,683)
Project delays meant key projects including the phone line migration and online payments portal will not be completed until the 21/22 financial year. Hardware supply delays have affected delivery times along with some adjustments to the capital replacement forecast have reduced capital spend.						
10380	Busselton Library	39,329	-	(39,329)	(100.0%)	(39,329)
Cost savings realised on the building upgrade project were used to fit-out the children's play area.						
10591	Geographe Leisure Centre	73,700	20,000	(53,700)	(268.5%)	(2,320)
New pool covers costing \$51.6K were purchased as a result of the positive underspend on the building upgrade works.						
11156	Airport Development Operations	17,622	-	(17,622)	(100.0%)	(17,622)
CCTV installation for the airport carpark. Budget was not split correctly – all included under Plant & Equipment, where there has been a significant underspend due to COVID related delays in commencement of Jetstar flights.						
<u>Infrastructure By Class</u>						
Various	Roads	13,326,324	15,170,848	1,844,524	12.2%	(1,524,264)
Only 12% representing \$1.844m of the \$15.170m in Road Capital works were unspent at 30 June. 33% or \$610K of this was attributable to the Peel / Queen street roundabout works that are scheduled to commence early in Financial Year 2022; this budget will be carried over. 24% or \$447K of the unspent budget was attributable to complex staged works on Bussell Highway; this will also be carried over into 2022. Some projects went over budget while others countered by coming in under budget.						
Various	Bridges	4,872	6,399,989	6,395,117	99.9%	2,096,500
Although Bridge renewal works will be done on both the Bussell Highway and Yallingup Beach Road bridges this financial year it is unlikely any expenditure will be recorded due to the requirement for formal notification of completion from Main Roads and of invoices from them. Main Roads carry out these works on behalf of the City. Works on the Kloorup, Boallia Road and Tuart Drive Bridges are now scheduled to commence in the 2022 Financial year. All 5 bridge projects will represent carry overs.						
Various	Car Parks	1,452,017	1,855,535	403,518	21.7%	(82,655)
Car Park projects finished the year \$403K underspent. 72% of this variance is attributable solely to the Car Parking associated with the Barnard East Development with the majority of construction to occur in 2022. This budget will be carried over.						
Various	Footpaths & Cycleways	508,782	1,739,745	1,230,963	70.8%	244,870
Footpath projects finished the year a significant \$1.230M underspent to budget. This was primarily attributable to the Buayanyup Drain Shared Path project that commenced in June and represents 42% or \$521K of the end of year variance; this budget has been carried over.						
Contributing a further \$250K in combined under expenditure to budget were the Yalyalup Pump Track & Temporary Toilet project that has since been cancelled and the Dunsborough Centennial Park Footpath Project where its budget was notionally re-assigned to cover additional Queen Street Paving costs. This budget has been relisted into 2022.						

Various	Parks, Gardens & Reserves	6,489,876	13,888,161	7,398,286	53.3%	1,891,110
<p>\$7.398M of the \$13.888M in Parks related projects remained underspent to budget as at 30 June. The majority of unspent budget has been carried over into 2022.</p> <p>The Dunsborough Lakes Sporting Precinct (Stage 1) budget was the largest project contributing to the underspent position at \$2.117M, or 28.6%, of the variance.</p> <p>Following this was the Dunsborough Non-Potable Water Network project underspent by \$1.483M representing 20% of the year end variance.</p> <p>Waste Capital also categorised into this area was under expended by \$1.2M while the collective of Public Open Space playground projects accounted for a further \$973K of the unspent budget.</p>						
Various	Drainage	50,854	95,744	44,890	46.9%	(10,577)
<p>There were only three small drainage related projects on budget for the 2021 financial year. These projects collectively came in under budget by \$44.8K.</p>						
Various	Regional Airport & Industrial Park Infrastructure	232,458	1,256,653	1,024,195	81.5%	502,534
<p>The car park works have been completed but not paid at the time of this report. The most significant part of the underspend relates to noise amelioration works which is funded from grant funds held in reserve. This was be partially invoiced by the end of the financial year, but due to construction timelines, the rest will remain on the Airport development budget for future noise amelioration. Unspent funds will therefore remain in the reserve to fund the carry over portions of the projects.</p>						

7. Proceeds From Sale of Assets

YTD proceeds from sale of assets is \$66K behind budget due to delays in delivery of acquisitions, and the associated transfer to auction of the vehicles being replaced.

Also, aside from a significantly reduced capital replacement program in both light vehicles and heavy plant items, many existing items of plant that were due to be replaced have been retained in service to maintain operational requirements.

8. Proceeds From New Loans

\$7.5M of the budgeted proceeds of \$7.7M are related to the planned drawdown on the construction loan for the BPACC. This project has been deferred in consultation with the Federal Government. The tender process has been completed and Council is now reviewing its options regarding this project. No drawdown is expected this financial year.

The remaining \$90K of the variance is offset by advances to community groups which did not occur.

9. Advances to Community Groups

Only one application was received for \$110K by the end of the year. This was to the Busselton Golf Club for the construction of a new maintenance and machinery storage shed. The \$90K positive variance is offset by the non-receipt of the associated loans funds that the City would receive for these on-lending purposes.

10. Transfer to Restricted Assets

There is a YTD variance in transfers to restricted assets of \$9M more than amended budget.

At the time of budgeting it is not possible to predict what grants will be received in what timeframe, nor when they will be spent and hence potentially transferred to restricted assets (or unspent portions thereof). The following grants, totalling \$5.2M, have been received and transferred to restricted assets for which there was no budgeted transfer:

- Grant funding received from Federal Government for “Drought Communities Program” of \$700K (attributable to CC C3223 Dunsborough Non-Potable Water Network);
- \$1M of Local roads & Community Infrastructure grants, for the Dunsborough Lakes Sporting Fields Development;
- \$2.2M of the annual Roads to Recovery Grant allocation;
- \$243K from the Department of Transport for the Buayanyup Drain Shared Path project;
- \$98K from the Roads Safety Innovation Fund;
- \$120K in Regional Roads Grants;
- \$132K in Blackspot Roads funding;
- \$341K in Financial Assistance Grants for specific bridge projects; and
- \$385K for various community and commercial services specific activities including CSRFF.

Developer contributions, deposits and bonds are inherently hard to predict and budget for. An annual amount of \$63K spread evenly over 12 months was budgeted, however over \$3.8M has been received YTD, the bulk of which are for road works bonds (\$2.6M).

11. Transfer from Restricted Assets

YTD there has been \$7.2M transferred from restricted assets into the Municipal Account. This was mainly attributable to:

- Acquittal or usage of the grants mentioned above totaling \$4.5M;
- Refunds of road work bonds of \$1.5M;
- Refund of hall deposits of \$30K;
- Busselton Jetty Tourist Park deposit refunds of \$395K;
- \$650K used of Cash-in-Lieu of POS and Developer Contributions;
- \$130K of town planning bonds; and
- Other sundry refunds of \$66K.

The variance to YTD budget for these items is due to the inherent difficulty in predicting the quantum and timing of the use or expenditure of government grants and the various Developer Contributions and Cash-in-Lieu of POS.

12. Transfer to Reserves

\$3.7M more than budget was transferred to reserves by the end of June. This was due to the following items:

- \$777K more than expected net profit from Airport Operations, plus \$82K leftover in the MERG Reserve, transferred to the Airport Marketing & Incentive Reserve;
- \$331K more than expected net profit from the Busselton Jetty Tourist Park, transferred to its reserve;
- \$89K more than expected surplus from the Aged Housing properties, transferred to both the joint venture and City controlled reserves;
- \$188K more than expected was received from the sale of vehicles and plant, which is all transferred to the Plant Replacement Reserve;
- \$300K more than budget required to be transferred to the Long Service Leave Reserve after year end reconciliations were completed;
- \$311K more than budgeted for developer contributions transferred to the various Communities Facilities Reserves;
- \$38K more to the Coastal & Climate Adaptation Reserve;
- \$45K less to the Cemetery Reserve;
- \$279K more to the Waste Reserve largely due to an actual net operating surplus compared to a budgeted loss;
- \$1.3M in prepaid Financial Assistance Grants transferred to the Prepaid Grants Reserve.

13. Transfer from Reserves

YTD there has been \$20.2M transferred from reserves into the Municipal Account, compared to a budget of \$35.2M. The \$15M discrepancy is caused by non-completion of many reserve funded activities, capital projects or acquisitions, with the biggest contributors being:

- Airline marketing program - \$1.2M;
- Airport noise mitigation projects - \$752K;
- Various City building capital works - \$1.08M;
- Jetty maintenance & capital works - \$336K;
- Various road asset & traffic improvement capital works - \$1,229K;
- Various footpath & cycleway capital works - \$619K;
- Various other infrastructure & drainage works - \$212K;
- Various parks & gardens works - \$658K;
- Less new plant & vehicles purchased than budgeted - \$284K;
- \$468K due to the delay in Mitchell Park Upgrade project;
- \$1.84M due to delays in the Dunsborough Lakes Sporting Precinct (stage 1) project;
- Car parking projects - \$553K;
- Delays in commencement of the ERP Upgrade project plus in-house resourcing of some of the earlier scoping and design work - \$208K;
- Delays in the Rating Review project and deferment of the Land & Building valuations - \$141K;
- \$158K less for drainage and waterways improvement activities;
- Coastal & climate adaptation, and Energy Sustainability initiatives (including the Dunsborough Non-potable Water project) - \$1.3M;
- \$2M from the Waste Reserve, mainly due to delays in replacement of a variety of operating plant & equipment.

Investment Report

As at 30 June 2021, the value of the City's invested funds totalled \$77.4M down from \$80.3M as at 31st May 2021. This was mainly due to the processing of the year end reserve re-coups.

The balance of the 11am account (an intermediary account which offers immediate access to the funds compared to the term deposits and a higher rate of return compared to the cheque account) increased from \$7.0M to \$9.5M.

During the month of June six term deposits totalling the amount of \$18M matured. Two deposits were closed totalling \$5.0M to provide funds for standard operations. Remaining deposits were renewed for a further 137 days at 0.41% on average.

The official cash rate remains steady for the month of June at 0.10%. This will have a strong impact on the City's interest earnings for the foreseeable future.

Chief Executive Officer – Corporate Credit Card

Details of transactions made on the Chief Executive Officer's corporate credit card during June 2021 are provided below to ensure there is appropriate oversight and awareness.

Date	Payee	Description	\$ Amount
9/06/21	AIRPORT SECURITY PARKING PERTH	PARKING WHILE IN BROOME – RCAWA M. ARCHER	\$117.16
9/06/21	THE FLOWER PLACE	STAFF LEAVING GIFT	\$60.00
10/06/21	AIRPORT SECURITY PARKING PERTH	PARKING WHILE IN BROOME – RCAWA G. HENLEY	\$75.75
18/06/21	DIVERS TAVERN CABLE BEACH	DINNER –RCAWA (\$28.00 REIMBURSED)	\$79.00
21/06/21	VIRGIN AUST	SEAT CHARGE- (DUPLICATE CHARGE – CREDIT RECEIVED)	\$55.00
22/06/21	HERTZ AUST	BROOME CAR HIRE –ADDITIONAL KMS (\$55.00 REIMBURSED)	\$67.75
		TOTAL	\$454.66

Statutory Environment

Section 6.4 of the Act and Regulation 34 of the Regulations detail the form and manner in which a local government is to prepare financial activity statements.

Relevant Plans and Policies

There are no relevant plans or policies to consider in relation to this matter.

Financial Implications

Any financial implications are detailed within the context of this report.

Stakeholder Consultation

No external stakeholder consultation was required or undertaken in relation to this matter.

Risk Assessment

An assessment of the potential implications of implementing the officer recommendation has been undertaken using the City's risk management framework, with risks assessed taking into account any controls already in place. No risks of a medium or greater level have been identified.

Options

The Statements of Financial Activity are presented in accordance with Section 6.4 of the Act and Regulation 34 of the Regulations and are to be received by Council. Council may wish to make additional resolutions as a result of having received these reports.

CONCLUSION

As at 30 June 2021, the City's net current position stands at \$2.45M. The City's financial performance is considered satisfactory, and cash reserves remain strong.

TIMELINE FOR IMPLEMENTATION OF OFFICER RECOMMENDATION

Not applicable.



CITY OF BUSSELTON - INVESTMENT PERFORMANCE REPORT
For the month of June 2021



11am Bank Account As at 30 June 2021

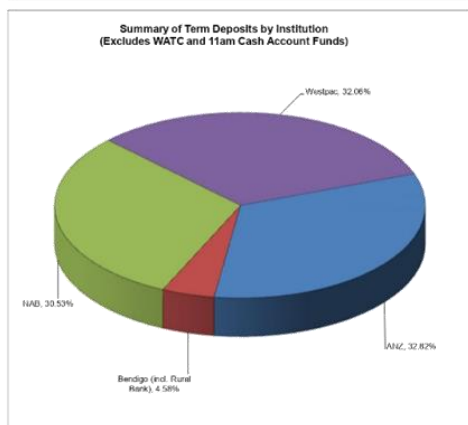
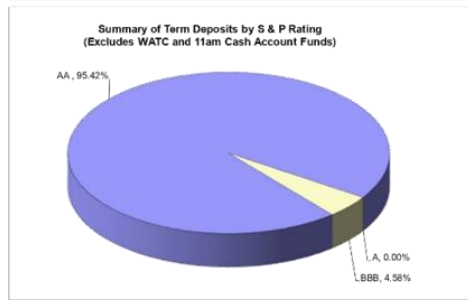
INSTITUTION	RATE	AMOUNT
ANZ 11am At Call Deposit	0.00%	\$ 9,500,000

Term Deposits - Miscellaneous Funds As at 30 June 2021

INSTITUTION	RATING	DAYS	MATURITY	RATE	AMOUNT
NAB	AA	123	06-Sep-21	0.30%	\$ 2,000,000
ANZ	AA	153	10-Oct-21	0.35%	\$ 3,000,000
Westpac	AA	153	22-Oct-21	0.25%	\$ 1,500,000
ANZ	AA	184	25-Nov-21	0.36%	\$ 2,000,000
NAB	AA	181	06-Dec-21	0.29%	\$ 3,000,000
ANZ	AA	150	10-Jul-21	0.32%	\$ 2,000,000
NAB	AA	150	19-Nov-21	0.29%	\$ 4,000,000
Westpac	AA	183	24-Dec-21	0.23%	\$ 3,000,000
ANZ	AA	183	24-Dec-21	0.23%	\$ 3,000,000
Westpac	AA	152	05-Dec-21	0.23%	\$ 5,000,000
NAB	AA	120	04-Nov-21	0.28%	\$ 3,000,000
ANZ	AA	91	14-Jul-21	0.32%	\$ 3,500,000
Westpac	AA	122	24-Jul-21	0.23%	\$ 2,000,000
NAB	AA	122	29-Jul-21	0.30%	\$ 4,000,000
NAB	AA	120	06-Aug-21	0.30%	\$ 4,000,000
ANZ	AA	153	10-Aug-21	0.80%	\$ 2,000,000
Westpac	AA	122	17-Aug-21	0.25%	\$ 1,500,000
ANZ	AA	122	26-Aug-21	0.34%	\$ 4,000,000
Westpac	AA	122	29-Aug-21	0.25%	\$ 4,000,000
Westpac	AA	365	10-Sep-21	0.70%	\$ 4,000,000
ANZ	AA	153	10-Sep-21	0.35%	\$ 2,000,000
Bendigo	BBB	274	23-Sep-21	0.40%	\$ 3,000,000

Total of Term Deposits \$ 65,500,000
Weighted Average Annual Rate of Return 0.33%

Investment Graphs



Airport Redevelopment Funds As at 30 June 2021

WA Treasury Corp. - Overnight Cash Deposit Facility	0.05%	\$ 1,639,048
WA Treasury Corp. - State Bonds	02-Sep-19 Matured	

Total of Airport Redevelopment Funds - WATC \$ 1,639,048

Total of Airport Redevelopment Funds - Bank Term Deposits Nil \$0

ANZ Cash Account	AA	NA	NA	0.00%	\$ 784,422
------------------	----	----	----	-------	------------

Total of Airport Redevelopment Funds - Other \$ 784,422

Total of Airport Redevelopment Funds \$ 2,423,471

Interest Received 2015/16	\$ 609,666
Interest Received 2016/17	\$ 1,158,623
Interest Received 2017/18	\$ 631,835
Interest Received 2018/19	\$ 121,836
Interest Received 2019/20	\$ 43,093
Interest Received 2020/21	\$ 2,267
Interest Accrued but not yet Received	\$ -
Total Interest Airport Funds (Non-Reserve) at month's end	\$ 2,567,320
Interest Transferred out and held in City Reserve Account 136	\$ 1,085,630
Interest Transferred out to Municipal Funds	\$ 24,235
Interest Earnt (incl. Accrued) on Funds Held in City Reserve A/c 136	\$ 78,751

(Note: Funds held with the WATC are in accordance with the Airport Redevelopment Funding Contract and the Foreshore Development Contract and are not held within the requirements of the City's Investment Policy 218)

SUMMARY OF ALL INVESTMENTS HELD

	As at 1 year ago	As at 30 June 2020	As at 30 June 2021
11am Bank Account	\$ 13,500,000	\$ 13,500,000	\$ 9,500,000
Term Deposits - Misc. Funds	\$ 54,500,000	\$ 54,500,000	\$ 65,500,000
Foreshore Development Funds - WATC	\$ -	\$ -	\$ -
Airport Redevelopment - WATC Deposits	\$ 1,637,382	\$ 1,637,382	\$ 1,639,048
Airport Redevelopment - Bank Term Deposit	\$ -	\$ -	\$ -
Airport Redevelopment - ANZ Cash A/c	\$ 1,158,221	\$ 1,158,221	\$ 784,422
Total of all Investments Held	\$ 70,795,602	\$ 70,795,602	\$ 77,423,471

TOTAL INTEREST RECEIVED AND ACCRUED \$ 1,123,760 \$ 1,123,760 \$ 400,095

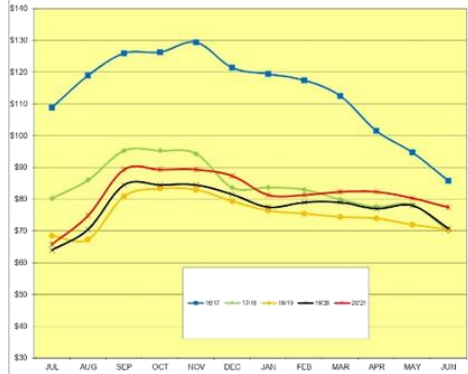
INTEREST BUDGET \$ 1,480,000 \$ 1,480,000 \$ 652,934

(Note: Interest figures relate to City general funds only and does not include interest allocated to specific areas such as the Airport Redevelopment)

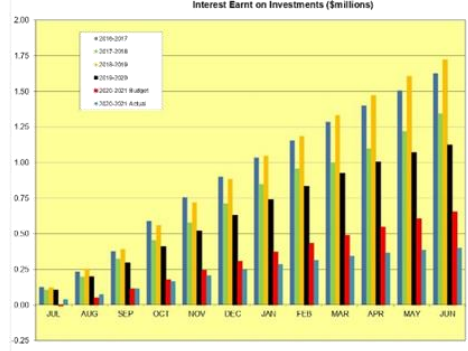
Statement of Compliance with Council's Investment Policy 218

- All funds are to be invested within legislative limits. **Fully Compliant**
- All individual funds held within the portfolio are not to exceed a set percentage of the total portfolio value. **Fully Compliant**
- The amount invested based upon the Fund's Rating is not to exceed the set percentages of the total portfolio. **Fully Compliant**
- The amount invested based upon the Investment Horizon is not to exceed the set percentages of the total portfolio. **Fully Compliant**

Balance of Investments (\$millions)



Interest Earnt on Investments (\$millions)



Financial Activity Statement - June 2021

City of Busselton

Statement of Financial Activity

Year to Date As At 30 June 2021

	2020/2021 Actual YTD	2020/2021 Amended Budget YTD	2020/2021 Original Budget YTD	2020/2021 Amended Budget	2020/2021 Original Budget	2020/21 YTD Bud (A) Variance %
	\$	\$	\$	\$	\$	%
Revenue from Ordinary Activities						
Rates	52,646,781	52,759,360	52,759,360	52,759,360	52,759,360	-0.21%
Operating Grants, Subsidies and Contributions	6,903,317	4,782,445	4,454,801	4,782,445	4,454,801	44.35%
Fees & Charges	17,595,257	16,398,638	16,398,638	16,398,638	16,398,638	7.30%
Other Revenue	551,450	424,730	424,730	424,730	424,730	29.84%
Interest Earnings	870,759	1,046,684	1,046,684	1,046,684	1,046,684	-16.81%
	78,567,564	75,411,857	75,084,213	75,411,857	75,084,213	4.18%
Expenses from Ordinary Activities						
Employee Costs	(32,762,836)	(33,604,206)	(33,604,206)	(33,604,206)	(33,604,206)	2.50%
Materials & Contracts	(16,563,581)	(18,147,582)	(18,710,746)	(18,147,582)	(18,710,746)	8.73%
Utilities (Gas, Electricity, Water etc)	(2,651,097)	(2,770,956)	(2,770,956)	(2,770,956)	(2,770,956)	4.33%
Depreciation on non current assets	(25,209,449)	(24,050,074)	(24,050,074)	(24,050,074)	(24,050,074)	-4.82%
Insurance Expenses	(748,751)	(770,664)	(770,664)	(770,664)	(770,664)	2.84%
Other Expenditure	(2,599,852)	(5,236,779)	(5,236,779)	(5,236,779)	(5,236,779)	50.35%
Allocations	1,767,237	2,425,700	2,425,700	2,425,700	2,425,700	-27.15%
	(78,768,328)	(82,154,561)	(82,717,725)	(82,154,561)	(82,717,725)	4.12%
Borrowings Cost Expense						
Interest Expenses	(1,190,005)	(1,301,926)	(1,301,926)	(1,301,926)	(1,301,926)	8.60%
	(1,190,005)	(1,301,926)	(1,301,926)	(1,301,926)	(1,301,926)	8.60%
Non-Operating Grants, Subsidies and Contributions	20,309,932	34,487,199	29,090,854	34,487,199	29,090,854	-41.11%
Profit on Asset Disposals	115,126	19,193	19,193	19,193	19,193	499.83%
Loss on Asset Disposals	(1,027,773)	(90,673)	(90,673)	(90,673)	(90,673)	-1033.49%
	19,397,285	34,415,719	29,019,374	34,415,719	29,019,374	-43.64%
Net Result	18,006,516	26,371,089	20,083,936	26,371,089	20,083,936	-31.72%
Adjustments for Non-cash Revenue & Expenditure						
Depreciation	25,209,449	24,050,074	24,050,074	24,050,074	24,050,074	
Donated Assets	(9,424,331)	(6,873,200)	(6,597,200)	(6,873,200)	(6,597,200)	
(Profit)/Loss on Sale of Assets	912,647	71,480	71,480	71,480	71,480	
Allocations & Other Adjustments	18,795	0	0	0	0	
Deferred Pensioner Movements (Non-current)	11,500	0	0	0	0	
Recording of Employee Benefit Provisions (NC)	314,956	0	0	0	0	
Deposit & Bonds Movements (cash backed NC)	959,006	0	0	0	0	
Future Obligations Net Movements (NC)	997,081	(4,969,897)	(4,909,897)	(4,969,897)	(4,909,897)	
Capital Revenue & (Expenditure)						
Land & Buildings	(3,568,495)	(17,454,059)	(17,454,059)	(17,454,059)	(17,454,059)	79.55%
Plant & Equipment	(1,324,192)	(2,510,340)	(2,510,340)	(2,510,340)	(2,510,340)	47.25%
Furniture & Equipment	(492,196)	(461,088)	(461,088)	(461,088)	(461,088)	-6.75%
Infrastructure	(22,065,182)	(40,406,675)	(33,943,507)	(40,406,675)	(33,943,507)	45.39%
Right of Use Assets						
Proceeds from Sale of Assets	647,517	581,500	581,500	581,500	581,500	11.35%
Proceeds from New Loans	110,000	7,700,000	7,700,000	7,700,000	7,700,000	-98.57%
Self Supporting Loans - Repayment of Principal	66,867	76,082	76,082	76,082	76,082	-12.11%
Total Loan Repayments - Principal	(3,043,263)	(3,202,662)	(3,202,662)	(3,202,662)	(3,202,662)	4.98%
Repayment Capital Lease	(498,833)	(521,900)	(521,900)	(521,900)	(521,900)	4.42%
Advances to Community Groups	(110,000)	(200,000)	(200,000)	(200,000)	(200,000)	45.00%
Transfer to Restricted Assets	(8,649,385)	(62,750)	(62,750)	(62,750)	(62,750)	-13683.88%
Transfer from Restricted Assets	6,834,307	2,807,074	2,747,074	2,807,074	2,747,074	143.47%
Transfer to Reserves	(23,719,860)	(20,025,834)	(20,025,834)	(20,025,834)	(20,025,834)	-18.45%
Transfer from Reserves	20,781,683	35,200,476	34,105,298	35,200,476	34,105,297	-40.96%
Opening Funds Surplus/ (Deficit)	473,794	473,793	473,793	473,794	473,794	
Net Current Position - Surplus / (Deficit)	2,448,380	643,163	0	643,164	0	

City of Busselton

Net Current Position

Year to Date As At 30 June 2021

	2020/21 Actual	2020/21 Amended Budget	2020/21 Original Budget	2019/20 Actual
	\$	\$	\$	\$
NET CURRENT ASSETS				
CURRENT ASSETS				
Cash - Unrestricted	5,498,018	1,121,325	1,121,325	1,595,119
Cash - Restricted	73,659,438	50,987,218	52,142,397	68,906,185
Sundry Debtors	2,229,605	2,000,001	2,000,000	2,122,414
Rates Outstanding - General	586,388	1,499,999	1,500,000	1,506,931
Stock on Hand	936,902	668,966	25,802	25,802
	82,910,351	56,277,509	56,789,524	74,156,451
LESS: CURRENT LIABILITIES				
Bank Overdraft	0	0	0	0
Sundry Creditors	6,802,533	4,647,128	4,647,127	4,776,472
Performance Bonds	3,424,482	2,465,477	2,465,476	2,465,476
	10,227,015	7,112,605	7,112,603	7,241,948
Current Position (inclusive of Restricted Funds)	72,683,336	49,164,904	49,676,921	66,914,504
Add: Cash Backed Liabilities (Deposits & Bonds)	3,424,482	2,465,477	2,465,476	2,465,476
Less: Cash - Restricted Funds	(73,659,438)	(50,987,218)	(52,142,397)	(68,906,185)
NET CURRENT ASSET POSITION	2,448,380	643,163	0	473,794

**City of Busselton
Capital Acquisition Report
Property, Plant & Equipment, Infrastructure
Year to Date As At 30 June 2021**

Description	2020/21 Actual YTD	2020/21 Amended Budget YTD	2020/21 Original Budget YTD	2020/21 Amended Budget	2020/21 Original Budget	2020/21 Budget YTD Variance
	\$	\$	\$	\$	\$	%
>> Property, Plant & Equipment						
Land						
10610 Property Services Administration	4,029	150,000	150,000	150,000	150,000	-97.31%
	<u>4,029</u>	<u>150,000</u>	<u>150,000</u>	<u>150,000</u>	<u>150,000</u>	<u>-97.31%</u>
Buildings						
Major Projects						
Major Project - Library Expansion						
B9516 Busselton Library Upgrade	555,092	608,000	608,000	608,000	608,000	-8.70%
	<u>555,092</u>	<u>608,000</u>	<u>608,000</u>	<u>608,000</u>	<u>608,000</u>	<u>-8.70%</u>
Major Project - Administration Building						
B9010 Civic and Administration Centre Minor Upgrades	5,725	7,248	7,248	7,248	7,248	-21.01%
	<u>5,725</u>	<u>7,248</u>	<u>7,248</u>	<u>7,248</u>	<u>7,248</u>	<u>-21.01%</u>
Buildings (Other)						
B9300 Aged Housing Capital Improvements - Winderlup	12,639	80,000	80,000	80,000	80,000	-84.20%
B9301 Aged Housing Capital Improvements - Harris Road	51,489	60,000	60,000	60,000	60,000	-14.19%
B9302 Aged Housing Capital Improvements - Winderlup Court (City)	0	52,000	52,000	52,000	52,000	-100.00%
B9402 Busselton Waste Transfer Station - Buildings	18,206	0	0	0	0	0.00%
B9407 Busselton Senior Citizens	626,400	738,128	738,128	738,128	738,128	-15.14%
B9534 Community Resource Centre	36,100	50,000	50,000	50,000	50,000	-27.80%
B9556 NCC Upgrade	43,355	130,000	130,000	130,000	130,000	-66.65%
B9558 Churchill Park - Change Room Refurbishment	32,673	21,000	21,000	21,000	21,000	55.59%
B9591 Performing Arts Convention Centre	1,522,792	14,246,200	14,246,200	14,246,200	14,246,200	-89.31%
B9596 GLC Building Improvements	330,355	491,657	491,657	491,657	491,657	-32.81%
B9605 Energy Efficiency Initiatives (Various Buildings)	21,217	103,000	103,000	103,000	103,000	-79.40%
B9606 King Street Toilets	47,781	46,026	46,026	46,026	46,026	3.81%
B9607 General Buildings Asset Renewal Allocation (Various Building)	84,565	150,000	150,000	150,000	150,000	-43.62%
B9608 Demolition Allocation (Various Buildings)	0	25,000	25,000	25,000	25,000	-100.00%
B9610 Old Butter Factory	131,811	0	0	0	0	0.00%
B9611 Smiths Beach New Public Toilet	2,456	200,000	200,000	200,000	200,000	-98.77%
B9612 Churchill Park Renew Sports Lights	11,791	140,000	140,000	140,000	140,000	-91.58%
B9613 GLC CCTV Installation	16,895	18,000	18,000	18,000	18,000	-6.14%
B9711 Busselton Airport - Building	0	15,000	15,000	15,000	15,000	-100.00%
B9717 Airport Construction, Existing Terminal Upgrade	5,704	42,800	42,800	42,800	42,800	-86.67%
B9809 Busselton Jetty Tourist Park Compliance Works	7,421	80,000	80,000	80,000	80,000	-90.72%
	<u>3,003,649</u>	<u>16,688,811</u>	<u>16,688,811</u>	<u>16,688,811</u>	<u>16,688,811</u>	<u>-82.00%</u>
Total Buildings	3,564,466	17,304,059	17,304,059	17,304,059	17,304,059	-79.40%
Plant & Equipment						
10100 Finance & Corporate Services Support	50,965	50,000	50,000	50,000	50,000	1.93%
10372 Dunsborough Cemetery	0	20,000	20,000	20,000	20,000	-100.00%
10810 Statutory Planning	33,390	35,000	35,000	35,000	35,000	-4.60%
10920 Environmental Health Services Administration	33,820	35,000	35,000	35,000	35,000	-3.37%
10950 Animal Control	52,228	50,000	50,000	50,000	50,000	4.46%
10980 Other Law, Order & Public Safety	52,228	50,000	50,000	50,000	50,000	4.46%
11106 Street Lighting Installations	17,300	0	0	0	0	0.00%
11151 Airport Operations	38,845	40,000	40,000	40,000	40,000	-2.89%
11156 Airport Development Operations	199,403	283,100	283,100	283,100	283,100	-29.56%
11160 Busselton Jetty	12,455	15,000	15,000	15,000	15,000	-16.97%
11162 Busselton Jetty - Underwater Observatory	17,523	0	0	0	0	0.00%
11401 Transport - Workshop	19,227	30,000	30,000	30,000	30,000	-35.91%
11402 Plant Purchases (P10)	657,839	1,420,000	1,420,000	1,420,000	1,420,000	-53.67%

City of Busselton
Capital Acquisition Report
Property, Plant & Equipment, Infrastructure
Year to Date As At 30 June 2021

Description	2020/21 Actual YTD	2020/21 Amended Budget YTD	2020/21 Original Budget YTD	2020/21 Amended Budget	2020/21 Original Budget	2020/21 Budget YTD Variance
	\$	\$	\$	\$	\$	%
11403 Plant Purchases (P11)	52,990	205,000	205,000	205,000	205,000	-74.15%
11404 Plant Purchases (P12)	8,923	114,000	114,000	114,000	114,000	-92.17%
11406 Plant Purchases (P14)	18,160	23,240	23,240	23,240	23,240	-21.86%
11407 P&E - P&G Smart Technologies	11,041	100,000	100,000	100,000	100,000	-88.96%
11500 Operations Services Administration	37,009	40,000	40,000	40,000	40,000	-7.48%
B1025 Yallingup Coastal Bushfire Brigade	0	0	0	0	0	0.00%
G0031 Dunsborough Waste Facility	5,896	0	0	0	0	0.00%
R0004 Bsn Foreshore Precinct (not including Skate Park)	4,950	0	0	0	0	0.00%
	1,324,192	2,510,340	2,510,340	2,510,340	2,510,340	-46.83%
Furniture & Office Equipment						
10250 Information & Communication Technology Services	321,786	407,088	407,088	407,088	407,088	-20.95%
10380 Busselton Library	39,329	0	0	0	0	0.00%
10590 Naturaliste Community Centre	12,840	12,000	12,000	12,000	12,000	7.00%
10591 Geographe Leisure Centre	73,700	20,000	20,000	20,000	20,000	268.50%
10625 Art Geo Administration	10,000	10,000	10,000	10,000	10,000	0.00%
10700 Public Relations	5,860	0	0	0	0	0.00%
10900 Cultural Planning	11,060	12,000	12,000	12,000	12,000	417.17%
10980 Other Law, Order & Public Safety	0	0	0	0	0	0.00%
11156 Airport Development Operations	17,622	0	0	0	0	0.00%
	492,196	461,088	461,088	461,088	461,088	19.59%
Sub-Total Property, Plant & Equipment	5,384,883	20,425,487	20,425,487	20,425,487	20,425,487	-73.29%
>> Infrastructure						
Roads						
S0005 Ludlow Hithergreen Road - Stage 1 Recon & Widen	705,510	675,000	675,000	675,000	675,000	4.52%
S0048 Bussell Highway	302,935	750,000	750,000	750,000	750,000	-59.61%
S0057 Cape Naturaliste Road	147	0	0	0	0	0.00%
S0070 Peel & Queen Street Roundabout Service Relocation	589,484	1,200,000	450,000	1,200,000	450,000	-50.88%
S0072 Koorup Road - Reconstruct and Seal Shoulders	279,697	410,000	410,000	410,000	410,000	-31.78%
S0073 Gale Road Rural Reconstruction	991,837	1,437,000	1,437,000	1,437,000	1,437,000	-30.98%
S0074 Causeway Road Duplication	2,501,424	2,286,000	2,286,000	2,286,000	2,286,000	9.42%
S0075 Local Road and Community Infrastructure Program	1,242,698	1,006,417	961,870	1,006,417	961,870	23.48%
S0076 Koorup Road (Stage 1)	262,431	400,500	0	400,500	0	-34.47%
S0321 Yoongarillup Road - Second Coat Seal	126,950	139,000	139,000	139,000	139,000	-8.67%
S0323 Piggot Road - Second Coat Seal	9,894	13,000	13,000	13,000	13,000	-23.89%
S0328 Wonnerup South Road Second Coat Seal	90,138	72,000	72,000	72,000	72,000	25.19%
S0329 Georgette Street Reconstruction	233,010	140,000	140,000	140,000	140,000	66.44%
S0330 Hakea Way Asphalt Overlay	123,892	85,000	85,000	85,000	85,000	45.76%
T0019 Wonnerup South Road - Reconstruct and Widening (narrow seal)	418,081	448,000	0	448,000	0	-6.68%
T0020 Capel Tutunup Road	1,163,486	1,515,000	1,515,000	1,515,000	1,515,000	-23.20%
T0086 Yoongarillup Road - Reconstruct & Widen (Western Section)	431,358	425,917	425,917	425,917	425,917	1.28%
V0002 Eastern Link - Busselton Traffic Study	412,622	541,750	541,750	541,750	541,750	-23.84%
V0006 Eastern Link - Causeway Road Service Relocations	496,708	200,000	200,000	200,000	200,000	148.35%
W0015 Gale Road - Reconstruction (50% Council)	35,995	30,000	30,000	30,000	30,000	19.98%
W0030 Donated Roads	0	0	0	0	0	0.00%
W0032 Chamber Road	23,411	24,000	24,000	24,000	24,000	-2.45%
W0044 Brash Road Yallingup	54,772	55,000	55,000	55,000	55,000	-0.41%
W0067 Ford Road Reconstruct and Asphalt Overlay	213,244	75,600	75,600	75,600	75,600	182.07%
W0108 Yelverton Road	92,484	116,000	116,000	116,000	116,000	-20.27%
W0121 Geographe Bay Road Quindalup	1,091,454	990,000	730,000	990,000	730,000	10.25%
W0176 Signage (Alternate CBD Entry)	18,883	16,000	16,000	16,000	16,000	18.02%
W0201 McDonald Rd Gravel Resheet Slk 1.40 - 2.49	55,350	58,000	58,000	58,000	58,000	-4.57%
W0231 Carey Street - Asphalt Overlay & Kerb	187,164	189,179	189,179	189,179	189,179	-1.07%
W0232 Stanley Street - Asphalt Overlay, Kerbing & Parking	22,096	147,000	147,000	147,000	147,000	-84.97%
W0240 Metricup Yelverton Road - Gravel Resheet	58,908	50,000	50,000	50,000	50,000	17.82%
W0243 Alfred Road - Gravel Resheet	49,617	50,000	50,000	50,000	50,000	-0.77%
W0244 Koorabin Drive - Reconstruction & Intersection	24,326	144,000	144,000	144,000	144,000	-83.11%
W0246 Barnard Park East Foreshore Stage 2 Capital Works	0	203,000	203,000	203,000	203,000	-100.00%
W0247 Harvest Road Asphalt Overlay Kerb & Footpath	271,511	320,000	320,000	320,000	320,000	-15.15%
W0248 Boyle Street Asphalt Overlay	102,652	120,000	120,000	120,000	120,000	-14.46%
W0249 Chloe Court Asphalt Overlay	100,700	120,000	120,000	120,000	120,000	-16.08%

City of Busselton
Capital Acquisition Report
Property, Plant & Equipment, Infrastructure
Year to Date As At 30 June 2021

Description	2020/21 Actual YTD	2020/21 Amended Budget YTD	2020/21 Original Budget YTD	2020/21 Amended Budget	2020/21 Original Budget	2020/21 Budget YTD Variance
	\$	\$	\$	\$	\$	%
W0253 Egret Close Asphalt Overlay	47,233	65,000	65,000	65,000	65,000	-27.33%
W0254 Bird Crescent Asphalt Overlay	26,461	14,000	14,000	14,000	14,000	89.00%
W0255 Donnelly Court Reseal	35,490	30,000	30,000	30,000	30,000	18.30%
W0258 Jingarie Place Reconstruction	176,905	70,000	70,000	70,000	70,000	152.72%
W0259 Clinker Drive Roundabout Reconstruction	15,131	15,000	15,000	15,000	15,000	0.87%
W0260 Sanson Road Resheet	10,736	12,000	12,000	12,000	12,000	-10.53%
W0261 Treemartin Road Resheet	30,982	28,000	28,000	28,000	28,000	10.65%
W0262 Yallingup Siding Road Resheet	51,721	53,000	53,000	53,000	53,000	-2.41%
W0263 Marybrook Road Resheet	17,798	24,000	24,000	24,000	24,000	-25.84%
W0264 Caves Road - Median Crossing	4,161	24,500	24,500	24,500	24,500	-83.02%
W0265 Seascape Rise - Road Safety Upgrade	7,163	235,000	235,000	235,000	235,000	-96.95%
W0266 Layman Road Pull Over Bay	29,856	30,000	30,000	30,000	30,000	-0.48%
W0267 Road Safety Signage Infrastructure	87,698	117,985	0	117,985	0	-25.67%
W0285 Peel Terrace Butter Factory Pedestrian Refuge Construction	118	0	0	0	0	0.00%
	13,326,324	15,170,848	13,149,816	15,170,848	13,149,816	12.16%
Bridges						
A0014 Bussell Highway - 0241	0	744,000	744,000	744,000	744,000	-100.00%
A0022 Yallingup Beach Road Bridge - 3347	0	700,000	700,000	700,000	700,000	-100.00%
A0023 Kaloorup Road Bridge - 3381	0	936,000	138,000	936,000	138,000	-100.00%
A0024 Boallia Road Bridge - 4854	0	1,009,000	138,000	1,009,000	138,000	-100.00%
A0025 Tuart Drive Bridge 0238	4,872	3,010,989	567,000	3,010,989	567,000	-99.84%
	4,872	6,399,989	2,287,000	6,399,989	2,287,000	-99.92%
Car Parks						
C0043 Administration Building Carpark	66,983	100,000	100,000	100,000	100,000	-33.02%
C0044 Meelup Coastal Nodes - Carpark upgrade	21,648	20,595	20,595	20,595	20,595	5.11%
C0050 Forth Street Groyne Carpark - Formalise and Seal	1,151	54,600	54,600	54,600	54,600	-97.89%
C0051 Vasse Oval Gravel Car Parking - Dawson (Eastern Side)	228,137	200,000	200,000	200,000	200,000	14.07%
C0052 Vasse Kaloorup Oval Carpark Development	57,077	54,270	54,270	54,270	54,270	5.17%
C0053 Car Parking - Rear of Hotel Site 1	488,652	522,480	522,480	522,480	522,480	-6.47%
C0054 Barnard East Car Parking	23,803	78,730	78,730	78,730	78,730	-69.77%
C0055 Barnard Park East Foreshore Car Parking	17,673	310,000	310,000	310,000	310,000	-94.30%
C0057 Baudin Memorial Carpark	165,367	84,000	84,000	84,000	84,000	96.87%
C0058 Eagle Bay Carpark	119,220	84,000	84,000	84,000	84,000	41.93%
C0059 Dunsborough Yacht Club Carpark	127,641	160,000	160,000	160,000	160,000	-20.22%
C0060 King Street Carpark Reconstruction	130,449	186,860	140,000	186,860	140,000	-30.19%
C0066 Busselton Library Carpark	4,216	0	0	0	0	0.00%
	1,452,017	1,855,535	1,808,675	1,855,535	1,808,675	-21.75%
Footpath and Cycleways						
F0002 Bussell Highway - Novacare link to Broadwater Shops	16,153	15,000	15,000	15,000	15,000	7.69%
F0066 Bussell Highway Footpath Sections	10,724	143,000	143,000	143,000	143,000	-92.50%
F0067 Beach Road Dunsborough Footpath	91,014	206,000	206,000	206,000	206,000	-55.82%
F0084 Thompson Way - New Path	1,079	7,848	7,848	7,848	7,848	-86.25%
F0089 Barnard East Footpaths	2,178	91,240	91,240	91,240	91,240	-97.61%
F0090 DAIP - Disability Access	0	24,657	24,657	24,657	24,657	-100.00%
F0092 Acorn Place	17,046	40,000	40,000	40,000	40,000	-57.38%
F0093 Webb Street	50,704	45,500	45,500	45,500	45,500	11.44%
F0094 Georgette Street	18,541	31,500	31,500	31,500	31,500	-41.14%
F0095 Fern Road	7,446	45,000	45,000	45,000	45,000	-83.45%
F0096 Stanley Place	29,523	10,000	10,000	10,000	10,000	195.23%
F0098 Dunsborough Centennial Park Project	0	100,000	100,000	100,000	100,000	-100.00%
F0100 Micro Brewery - Footpath and Landscaping	130,362	170,000	170,000	170,000	170,000	-23.32%
F0101 Yalyalup Pump Track & Temporary Toilet	0	150,000	150,000	150,000	150,000	-100.00%
F1003 Donated Assets Footpaths & Cycleways	0	0	0	0	0	0.00%
F1005 End of Trip Facilities for Cyclists	14,835	20,000	20,000	20,000	20,000	-25.83%
F1022 Buayanup Drain Shared Path	119,177	640,000	640,000	640,000	640,000	-81.38%
	508,782	1,739,745	1,739,745	1,739,745	1,739,745	70.76%
Parks, Gardens and Reserves						
C1012 Townscape Street Furniture Replacement - Busselton	6,138	10,000	10,000	10,000	10,000	-38.62%
C1026 Townscape Works Dunsborough	169,893	200,000	150,000	200,000	150,000	-15.05%
C1511 RBFS Various Grant Applications	26,270	50,000	50,000	50,000	50,000	-47.46%
C1604 Pioneer Cemetery Infrastructure Upgrades	10,820	41,125	41,125	41,125	41,125	-73.69%
C1605 Busselton Cemetery Infrastructure Upgrades	29,312	80,000	80,000	80,000	80,000	-63.36%
C1609 Pioneer Cemetery - Implement Conservation Plan	15,217	20,000	20,000	20,000	20,000	-23.91%

City of Busselton
Capital Acquisition Report
Property, Plant & Equipment, Infrastructure
Year to Date As At 30 June 2021

Description	2020/21	2020/21	2020/21	2020/21	2020/21	2020/21
	Actual YTD	Amended Budget YTD	Original Budget YTD	Amended Budget	Original Budget	Budget YTD Variance
	\$	\$	\$	\$	\$	%
C1753 Eagle Bay Viewing Platform	0	95,458	95,458	95,458	95,458	-100.00%
C1760 King Street Reserve - Park Upgrade (Coastal Node)	53,980	47,582	47,582	47,582	47,582	13.45%
C2006 Depot Washdown Facility Upgrades	0	82,500	82,500	82,500	82,500	-100.00%
C2504 Groyne Construction	107,599	51,500	51,500	51,500	51,500	108.93%
C2512 Sand Re-Nourishment	97,153	124,500	124,500	124,500	124,500	-21.97%
C2520 Coastal Protection Works	29,118	45,000	45,000	45,000	45,000	-35.29%
C2526 Baudin/ Wonerup Groynes	28,558	25,000	25,000	25,000	25,000	14.23%
C2527 Storm Damage Renewal of Infrastructure	1,777	37,090	37,090	37,090	37,090	-95.21%
C2528 Craig Street Groyne and Sea Wall	923,646	958,975	660,000	958,975	660,000	-3.68%
C2530 Coastal Structures (West Busselton Seawall - Stage 2)	147	0	0	0	0	0.00%
C2534 Coastal Adaptation: Forth St (Stage 1)	132,476	0	0	0	0	0.00%
C3006 Playgrounds General - Replacement of playground equipment	25,123	25,000	25,000	25,000	25,000	0.49%
C3007 Park Furniture Replacement - Replace aged & unsafe Equip	25,009	25,000	25,000	25,000	25,000	0.04%
C3020 Donated Assets Parks, Gardens & Reserves	0	0	0	0	0	0.00%
C3024 Dunsborough Oval - Lighting Upgrade	16,282	0	0	0	0	0.00%
C3048 BBQ Placement and Replacement	15,415	15,000	15,000	15,000	15,000	2.77%
C3053 Library Garden	1,118	0	0	0	0	0.00%
C3094 Busselton Foreshore - Stage 3	55,436	55,436	55,436	55,436	55,436	0.00%
C3103 Youth Skate Park	5,000	15,000	15,000	15,000	15,000	-66.67%
C3112 Busselton Foreshore - Exercise Equipment	217,650	217,650	217,650	217,650	217,650	0.00%
C3113 Busselton Tennis Club - Infrastructure	39,263	47,739	47,739	47,739	47,739	-17.76%
C3116 Dawson Park (Mcintyre St Pos)	5,259	187,467	110,000	187,467	110,000	-97.19%
C3122 Rails to Trails - Continuation of Implementation Plan	61,791	100,000	100,000	100,000	100,000	-38.21%
C3136 Vasse Oval Kalooup - Grassing of Existing Oval	32,831	30,000	30,000	30,000	30,000	9.44%
C3145 Churchill Park	121,891	220,000	220,000	220,000	220,000	-44.60%
C3166 Vasse River Foreshore - Bridge to Bridge	11,966	28,000	28,000	28,000	28,000	-57.27%
C3186 Lou Weston Oval - Courts	549,850	507,650	507,650	507,650	507,650	8.31%
C3187 Port Geographe Reticulation Upgrades	45,510	47,297	47,297	47,297	47,297	-3.78%
C3189 Possum Park Barnard East Upgrade	22,004	30,000	30,000	30,000	30,000	-26.65%
C3194 Meelup Regional Park - Capital Projects	47,125	85,509	85,509	85,509	85,509	-44.89%
C3198 Vasse SAR Area General Improvements to the Area	45,702	50,000	50,000	50,000	50,000	-8.60%
C3200 Provenge SAR Area General Improvements to the Area	123,004	125,000	125,000	125,000	125,000	-1.60%
C3202 Port Geographe Street Light Replacement	61,463	82,994	82,994	82,994	82,994	-25.94%
C3203 Port Geographe General Improvements/ Foreshore	34,321	35,000	35,000	35,000	35,000	-1.94%
C3206 Landscaping - Old Busselton Tennis Club Site	375,874	369,520	369,520	369,520	369,520	1.72%
C3207 Barnard East Underground Power	6,996	165,297	165,297	165,297	165,297	-95.77%
C3208 Barnard East Landscaping	239,828	240,000	240,000	240,000	240,000	-0.07%
C3210 McBride Park - POS Upgrade	30,687	32,538	32,538	32,538	32,538	-5.69%
C3211 Tulloh St (Geographe Bay Road) - POS Upgrade	2,101	90,332	90,332	90,332	90,332	-97.67%
C3212 Siesta Park - Beach Access - POS Upgrade	14,405	13,379	13,379	13,379	13,379	7.67%
C3213 Cabarita Road - POS Upgrade	0	28,141	100,000	28,141	100,000	-100.00%
C3214 Kingsford Road - POS Upgrade	5,308	154,375	154,375	154,375	154,375	-96.56%
C3215 Monash Way - POS Upgrade	5,541	167,174	167,174	167,174	167,174	-96.69%
C3216 Wagon Road - POS Upgrade	5,541	167,174	167,174	167,174	167,174	-96.69%
C3217 Limestone Quarry - POS Upgrade	5,541	167,174	167,174	167,174	167,174	-96.69%
C3218 Dolphin Road - POS Upgrade	4,879	91,000	91,000	91,000	91,000	-94.64%
C3219 Kingfish/ Costello - POS Upgrade	4,689	91,000	91,000	91,000	91,000	-94.85%
C3220 Quindalup Old Tennis Courts Site - POS Upgrade	4,591	53,283	53,283	53,283	53,283	-91.38%
C3222 King St Reserve Park - POS Upgrade	147,167	147,348	147,348	147,348	147,348	-0.12%
C3223 Dunsborough Non-Potable Water Network	516,597	2,000,000	2,000,000	2,000,000	2,000,000	-74.17%
C3224 Dunsborough Nature Based Playground	0	40,000	40,000	40,000	40,000	-100.00%
C3225 Dunsborough Lakes Sporting Precinct (Stage 1)	170,058	2,288,000	2,288,000	2,288,000	2,288,000	-92.57%
C3226 Mitchell Park Upgrade	311,413	872,704	820,000	872,704	820,000	-64.32%
C3227 Barnard Park East Foreshore Landscaping	278,890	280,000	280,000	280,000	280,000	-0.40%
C3228 General Works - Replacement of Capital Items	16,741	30,000	30,000	30,000	30,000	-44.20%
C3232 Irrigation Renewal	39,559	40,000	40,000	40,000	40,000	-1.10%
C3235 Eastern Link Landscaping	175,236	200,000	200,000	200,000	200,000	-12.38%
C3236 Dunsborough Foreshore Lighting	29,230	50,000	50,000	50,000	50,000	-41.54%
C3237 King Street Landscaping Stage 2	72,120	79,000	64,000	79,000	64,000	-8.71%
C3238 Vasse River - General Upgrade	0	100,000	100,000	100,000	100,000	-100.00%
C3245 Geographe Leisure Centre Upgrade	103,925	0	0	0	0	0.00%
C3451 Aged Housing Infrastructure (Upgrade)	9,198	12,250	12,250	12,250	12,250	-24.92%
C3479 Vidler Road Waste Site Capital Improvements	7,648	50,000	50,000	50,000	50,000	-84.70%
C3481 Transfer Station Development	0	150,000	150,000	150,000	150,000	-100.00%
C3485 Site Rehabilitation - Busselton	0	1,000,000	1,000,000	1,000,000	1,000,000	-100.00%
C3489 Liquid Waste Pond Renewal Works	0	50,000	50,000	50,000	50,000	-100.00%
C3497 Busselton Jetty - Capital Expenditure	711,003	870,000	870,000	870,000	870,000	-18.28%

City of Busselton
Capital Acquisition Report
Property, Plant & Equipment, Infrastructure
Year to Date As At 30 June 2021

Description	2020/21	2020/21	2020/21	2020/21	2020/21	2020/21
	Actual YTD	Amended Budget YTD	Original Budget YTD	Amended Budget	Original Budget	Budget YTD Variance
	\$	\$	\$	\$	\$	%
Drainage	6,489,876	13,888,161	13,465,874	13,888,161	13,465,874	53.27%
D0009 Busselton LIA - Geocatch Drain Partnership WSUD Improvements	17,626	30,000	30,000	30,000	30,000	-41.25%
D0020 Glenmeer Ramble Drainage Upgrade	33,229	50,700	50,700	50,700	50,700	-34.46%
D0021 Chugg Road Drainage Upgrade	0	15,044	15,044	15,044	15,044	-100.00%
D2000 Donated Assets Drainage	0	0	0	0	0	0.00%
	50,854	95,744	95,744	95,744	95,744	46.89%
Airport Industrial Parks						
C6025 Installation of Bird Netting	56,542	77,703	77,703	77,703	77,703	-27.23%
C6026 Airport Car Park Reseal	76,698	76,700	76,700	76,700	76,700	0.00%
C6087 Airport Construction Stage 2, Landside Civils & Services Inf	11,382	100,000	100,000	100,000	100,000	-88.62%
C6091 Airport Construction Stage 2, Noise Management Plan	0	866,500	866,500	866,500	866,500	-100.00%
C6092 Airport Construction Stage 2, Airfield	19,422	19,900	19,900	19,900	19,900	-2.40%
C6099 Airport Development - Project Expenses	68,415	115,850	255,850	115,850	255,850	-40.95%
	232,458	1,256,653	1,396,653	1,256,653	1,396,653	-81.50%
Sub-Total Infrastructure	22,065,182	40,406,675	33,943,507	40,406,675	33,943,507	45.39%
Grand Total - Capital Acquisitions	27,450,065	60,832,162	54,368,994	60,832,162	54,368,994	
Infrastructure by class						
Infrastructure (WIP)	0	0	0	0	0	0.00%
Roads	13,326,324	15,170,848	13,149,816	15,170,848	13,149,816	12.16%
Bridges	4,872	6,399,989	2,287,000	6,399,989	2,287,000	-99.92%
Car Parks	1,452,017	1,855,535	1,808,675	1,855,535	1,808,675	-21.75%
Footpaths & Cycleways	508,782	1,739,745	1,739,745	1,739,745	1,739,745	70.76%
Parks, Gardens & Reserves	6,489,876	13,888,161	13,465,874	13,888,161	13,465,874	53.27%
Drainage	50,854	95,744	95,744	95,744	95,744	46.89%
Regional Airport & Industrial Park Infrastructure	232,458	1,256,653	1,396,653	1,256,653	1,396,653	-81.50%
Less : Donated Assets				0	0	0.00%
Total Infrastructure Actual by class	22,065,182	40,406,675	33,943,507	40,406,675	33,943,507	-37.64%

City of Busselton

Reserves Movement Report

For The Period Ending 30 June 2021

	2020/2021 Actual	2020/2021 Amended Budget YTD	2020/2021 Original Budget YTD	2020/2021 Amended Budget	2020/2021 Original Budget	2019/2020 Actual
	\$	\$	\$	\$	\$	\$
100 Airport Infrastructure Renewal and Replacement Reserve						
Accumulated Reserves at Start of Year	1,712,272.40	1,712,272.40	1,712,272.40	1,712,272.40	1,712,272.40	1,821,552.89
Interest transfer to Reserves	10,393.54	18,660.00	18,660.00	18,660.00	18,660.00	28,582.65
Transfer from Muni	1,377.68	1,576.71	1,576.71	1,576.71	1,576.71	0.00
Transfer to Muni	(252,277.17)	(288,364.00)	(288,364.00)	(288,364.00)	(288,364.00)	(137,863.14)
	1,471,766.45	1,444,145.11	1,444,145.11	1,444,145.11	1,444,145.11	1,712,272.40
136 Airport Marketing and Incentive Reserve						
Accumulated Reserves at Start of Year	4,073,790.64	4,073,790.64	4,073,790.64	4,073,790.64	4,073,790.64	3,396,150.77
Interest transfer to Reserves	26,202.80	44,401.00	44,401.00	44,401.00	44,401.00	58,291.83
Transfer from Muni	1,187,413.80	328,471.00	328,471.00	328,471.00	328,471.00	619,348.04
Transfer to Muni	0.00	(1,180,572.00)	(1,180,572.00)	(1,180,572.00)	(1,180,572.00)	0.00
	5,287,407.24	3,266,090.64	3,266,090.64	3,266,090.64	3,266,090.64	4,073,790.64
143 Airport Noise Mitigation Reserve						
Accumulated Reserves at Start of Year	904,896.43	904,896.43	904,896.43	904,896.43	904,896.43	890,709.89
Interest transfer to Reserves	5,553.88	9,864.00	9,864.00	9,864.00	9,864.00	14,186.54
Transfer from Muni	(114,302.56)	(866,500.00)	(866,500.00)	(866,500.00)	(866,500.00)	0.00
	796,147.75	48,260.43	48,260.43	48,260.43	48,260.43	904,896.43
147 Airport Development Reserve						
Accumulated Reserves at Start of Year	1,576.71	1,576.71	1,576.71	1,576.71	1,576.71	0.00
Interest transfer to Reserves	(199.03)	0.00	0.00	0.00	0.00	1,576.63
Transfer from Muni	0.00	0.00	0.00	0.00	0.00	165,882.00
Transfer to Muni	(1,377.68)	(1,576.71)	(1,576.71)	(1,576.71)	(1,576.71)	(165,881.92)
	0.00	0.00	0.00	0.00	0.00	1,576.71
148 Airport Existing Terminal Building Reserve						
Accumulated Reserves at Start of Year	122,795.41	122,795.41	122,795.41	122,795.41	122,795.41	39,882.21
Interest transfer to Reserves	1,176.70	1,344.00	1,344.00	1,344.00	1,344.00	635.20
Transfer from Muni	82,278.00	82,278.00	82,278.00	82,278.00	82,278.00	82,278.00
	206,250.11	206,417.41	206,417.41	206,417.41	206,417.41	122,795.41
106 Building Asset Renewal Reserve - General Buildings						
Accumulated Reserves at Start of Year	1,483,242.45	1,483,242.45	1,483,242.45	1,483,242.45	1,483,242.45	1,725,055.66
Interest transfer to Reserves	9,568.91	16,164.00	16,164.00	16,164.00	16,164.00	32,703.18
Transfer from Muni	1,037,148.00	1,037,148.00	1,037,148.00	1,037,148.00	1,037,148.00	727,148.00
Transfer to Muni	(436,625.72)	(1,071,026.00)	(1,071,026.00)	(1,071,026.00)	(1,071,026.00)	(1,001,664.39)
	2,093,333.64	1,465,528.45	1,465,528.45	1,465,528.45	1,465,528.45	1,483,242.45
404 Barnard Park Sports Pavilion Building Reserve						
Accumulated Reserves at Start of Year	41,352.43	41,352.43	41,352.43	41,352.43	41,352.43	10,666.20
Interest transfer to Reserves	372.48	456.00	456.00	456.00	456.00	460.23
Transfer from Muni	30,226.00	30,226.00	30,226.00	30,226.00	30,226.00	30,226.00
	71,950.91	72,034.43	72,034.43	72,034.43	72,034.43	41,352.43
405 Railway House Building Reserve						
Accumulated Reserves at Start of Year	36,854.54	36,854.54	36,854.54	36,854.54	36,854.54	16,761.18
Interest transfer to Reserves	303.28	396.00	396.00	396.00	396.00	458.36
Transfer from Muni	19,635.00	19,635.00	19,635.00	19,635.00	19,635.00	19,635.00
	56,792.82	56,885.54	56,885.54	56,885.54	56,885.54	36,854.54
406 Youth and Community Activities Building Reserve						
Accumulated Reserves at Start of Year	80,356.10	80,356.10	80,356.10	80,356.10	80,356.10	45,712.30
Interest transfer to Reserves	647.74	876.00	876.00	876.00	876.00	1,148.35
Transfer from Muni	42,840.00	42,840.00	42,840.00	42,840.00	42,840.00	42,840.00
Transfer to Muni	0.00	0.00	0.00	0.00	0.00	(9,344.55)
	123,843.84	124,072.10	124,072.10	124,072.10	124,072.10	80,356.10
407 Busselton Library Building Reserve						
Accumulated Reserves at Start of Year	111,021.85	111,021.85	111,021.85	111,021.85	111,021.85	85,071.29
Interest transfer to Reserves	347.44	1,212.00	1,212.00	1,212.00	1,212.00	1,716.82
Transfer from Muni	45,696.00	45,696.00	45,696.00	45,696.00	45,696.00	45,696.00
Transfer to Muni	(100,000.00)	(105,000.00)	(105,000.00)	(105,000.00)	(105,000.00)	(21,462.26)
	57,065.29	52,929.85	52,929.85	52,929.85	52,929.85	111,021.85
131 Busselton Community Resource Centre Reserve						
Accumulated Reserves at Start of Year	272,693.17	272,693.17	272,693.17	272,693.17	272,693.17	190,875.82
Interest transfer to Reserves	2,011.12	2,976.00	2,976.00	2,976.00	2,976.00	3,791.98
Transfer from Muni	86,394.00	86,394.00	86,394.00	86,394.00	86,394.00	81,752.64
Transfer to Muni	(36,099.68)	(50,000.00)	(50,000.00)	(50,000.00)	(50,000.00)	(3,727.27)
	324,998.61	312,063.17	312,063.17	312,063.17	312,063.17	272,693.17
408 Busselton Jetty Tourist Park Reserve						
Accumulated Reserves at Start of Year	222,752.80	222,752.80	222,752.80	222,752.80	222,752.80	159,725.80
Interest transfer to Reserves	1,737.99	2,424.00	2,424.00	2,424.00	2,424.00	4,342.04
Transfer from Muni	583,338.21	252,833.00	252,833.00	252,833.00	252,833.00	168,021.00
Transfer to Muni	(171,021.00)	(243,600.00)	(243,600.00)	(243,600.00)	(243,600.00)	(109,336.24)
	636,808.00	234,409.80	234,409.80	234,409.80	234,409.80	222,752.80
409 Geopraphe Leisure Centre Building (GLC) Reserve						
Accumulated Reserves at Start of Year	615,084.29	615,084.29	615,084.29	615,084.29	615,084.29	381,186.42
Interest transfer to Reserves	4,603.24	6,708.00	6,708.00	6,708.00	6,708.00	7,619.95
Transfer from Muni	260,521.00	260,521.00	260,521.00	260,521.00	260,521.00	570,521.00
Transfer to Muni	(761,174.54)	(819,657.00)	(819,657.00)	(819,657.00)	(819,657.00)	(344,243.08)
	119,033.99	62,656.29	62,656.29	62,656.29	62,656.29	615,084.29

City of Busselton

Reserves Movement Report

For The Period Ending 30 June 2021

	2020/2021 Actual	2020/2021 Amended Budget YTD	2020/2021 Original Budget YTD	2020/2021 Amended Budget	2020/2021 Original Budget	2019/2020 Actual
331 Joint Venture Aged Housing Reserve (Harris/ Winderup)						
Accumulated Reserves at Start of Year	1,237,306.78	1,237,306.78	1,237,306.78	1,237,306.78	1,237,306.78	1,085,870.41
Interest transfer to Reserves	8,097.32	13,488.00	13,488.00	13,488.00	13,488.00	17,937.89
Transfer from Muni	191,227.10	131,806.00	131,806.00	131,806.00	131,806.00	185,261.37
Transfer to Muni	(73,325.04)	(152,250.00)	(152,250.00)	(152,250.00)	(152,250.00)	(51,762.89)
	1,363,306.16	1,230,350.78	1,230,350.78	1,230,350.78	1,230,350.78	1,237,306.78
403 Winderup Aged Housing Reserve (City Controlled)						
Accumulated Reserves at Start of Year	212,935.38	212,935.38	212,935.38	212,935.38	212,935.38	212,501.16
Interest transfer to Reserves	1,481.30	2,316.00	2,316.00	2,316.00	2,316.00	3,457.97
Transfer from Muni	78,300.85	48,550.00	48,550.00	48,550.00	48,550.00	2,046.25
Transfer to Muni	0.00	(52,000.00)	(52,000.00)	(52,000.00)	(52,000.00)	(5,070.00)
	292,717.53	211,801.38	211,801.38	211,801.38	211,801.38	212,935.38
410 Naturaliste Community Centre Building (NCC) Reserve						
Accumulated Reserves at Start of Year	125,076.60	125,076.60	125,076.60	125,076.60	125,076.60	63,745.73
Interest transfer to Reserves	1,002.08	1,368.00	1,368.00	1,368.00	1,368.00	1,622.87
Transfer from Muni	59,708.00	59,708.00	59,708.00	59,708.00	59,708.00	59,708.00
Transfer to Muni	(56,194.51)	(142,000.00)	(142,000.00)	(142,000.00)	(142,000.00)	0.00
	129,592.17	44,152.60	44,152.60	44,152.60	44,152.60	125,076.60
411 Civic and Administration Building Reserve						
Accumulated Reserves at Start of Year	429,689.17	429,689.17	429,689.17	429,689.17	429,689.17	187,928.40
Interest transfer to Reserves	3,732.82	4,680.00	4,680.00	4,680.00	4,680.00	5,512.65
Transfer from Muni	282,000.00	282,000.00	282,000.00	282,000.00	282,000.00	282,000.00
Transfer to Muni	(45,063.02)	(48,983.00)	(48,983.00)	(48,983.00)	(48,983.00)	(45,751.88)
	670,358.97	667,386.17	667,386.17	667,386.17	667,386.17	429,689.17
412 Vasse Sports Pavilion Building Reserve						
Accumulated Reserves at Start of Year	541.14	541.14	541.14	541.14	541.14	0.00
Interest transfer to Reserves	5.42	0.00	0.00	0.00	0.00	5.14
Transfer from Muni	536.00	536.00	536.00	536.00	536.00	536.00
	1,082.56	1,077.14	1,077.14	1,077.14	1,077.14	541.14
110 Jetty Maintenance Reserve						
Accumulated Reserves at Start of Year	5,239,342.58	5,239,342.58	5,239,342.58	5,239,342.58	5,239,342.58	4,806,278.94
Interest transfer to Reserves	34,254.04	57,108.00	57,108.00	57,108.00	57,108.00	82,679.79
Transfer from Muni	1,325,111.00	1,325,111.00	1,325,111.00	1,325,111.00	1,325,111.00	1,286,516.00
Transfer to Muni	(916,344.03)	(1,255,708.00)	(1,255,708.00)	(1,255,708.00)	(1,255,708.00)	(936,132.15)
	5,682,363.59	5,365,853.58	5,365,853.58	5,365,853.58	5,365,853.58	5,239,342.58
150 Jetty Self Insurance Reserve						
Accumulated Reserves at Start of Year	432,198.16	432,198.16	432,198.16	432,198.16	432,198.16	365,698.37
Interest transfer to Reserves	2,888.19	4,716.00	4,716.00	4,716.00	4,716.00	6,499.79
Transfer from Muni	60,000.00	60,000.00	60,000.00	60,000.00	60,000.00	60,000.00
	495,086.35	496,914.16	496,914.16	496,914.16	496,914.16	432,198.16
223 Road Asset Renewal Reserve						
Accumulated Reserves at Start of Year	1,597,128.65	1,597,128.65	1,597,128.65	1,597,128.65	1,597,128.65	1,119,116.75
Interest transfer to Reserves	12,920.05	17,412.00	17,412.00	17,412.00	17,412.00	39,808.24
Transfer from Muni	3,501,790.00	3,501,790.00	3,501,790.00	3,501,790.00	3,501,790.00	3,458,128.00
Transfer to Muni	(3,794,628.68)	(4,638,999.00)	(3,995,499.00)	(4,638,999.00)	(3,995,499.00)	(3,019,924.34)
	1,317,210.02	477,331.65	1,120,831.65	477,331.65	1,120,831.65	1,597,128.65
224 Footpath/ Cycle Ways Reserve						
Accumulated Reserves at Start of Year	408,437.28	408,437.28	408,437.28	408,437.28	408,437.28	3,670.90
Interest transfer to Reserves	6,367.67	4,452.00	4,452.00	4,452.00	4,452.00	8,786.80
Transfer from Muni	1,216,038.00	1,216,038.00	1,216,038.00	1,216,038.00	1,216,038.00	1,184,602.00
Transfer to Muni	(792,008.82)	(1,382,583.00)	(1,382,583.00)	(1,382,583.00)	(1,382,583.00)	(788,622.42)
	838,834.13	246,344.28	246,344.28	246,344.28	246,344.28	408,437.28
226 Other Infrastructure Reserve						
Accumulated Reserves at Start of Year	264,388.99	264,388.99	264,388.99	264,388.99	264,388.99	0.00
Interest transfer to Reserves	2,835.34	2,880.00	2,880.00	2,880.00	2,880.00	3,298.02
Transfer from Muni	357,000.00	357,000.00	357,000.00	357,000.00	357,000.00	347,000.00
Transfer to Muni	(85,377.48)	(297,041.00)	(297,041.00)	(297,041.00)	(297,041.00)	(85,909.03)
	538,846.85	327,227.99	327,227.99	327,227.99	327,227.99	264,388.99
225 Parks, Gardens and Reserves Reserve						
Accumulated Reserves at Start of Year	833,946.23	833,946.23	833,946.23	833,946.23	833,946.23	0.00
Interest transfer to Reserves	8,775.04	9,096.00	9,096.00	9,096.00	9,096.00	10,825.77
Transfer from Muni	1,285,166.00	1,285,166.00	1,285,166.00	1,285,166.00	1,285,166.00	1,214,001.00
Transfer to Muni	(1,378,230.20)	(2,036,349.46)	(1,983,645.00)	(2,036,349.46)	(1,983,645.00)	(390,880.54)
	749,657.07	91,858.77	144,563.23	91,858.77	144,563.23	833,946.23
151 Furniture and Equipment Reserve						
Accumulated Reserves at Start of Year	257,784.19	257,784.19	257,784.19	257,784.19	257,784.19	0.00
Interest transfer to Reserves	3,305.12	2,808.00	2,808.00	2,808.00	2,808.00	0.00
Transfer from Muni	434,000.00	434,000.00	434,000.00	434,000.00	434,000.00	364,900.00
Transfer to Muni	(362,606.35)	(434,000.00)	(434,000.00)	(434,000.00)	(434,000.00)	(107,115.81)
	332,482.96	260,592.19	260,592.19	260,592.19	260,592.19	257,784.19
115 Plant Replacement Reserve						
Accumulated Reserves at Start of Year	1,098,441.92	1,098,441.92	1,098,441.92	1,098,441.92	1,098,441.92	1,205,526.70
Interest transfer to Reserves	9,266.71	11,976.00	11,976.00	11,976.00	11,976.00	23,720.77
Transfer from Muni	1,215,217.44	1,027,662.00	1,027,662.00	1,027,662.00	1,027,662.00	900,737.00
Transfer to Muni	(208,736.94)	(492,240.00)	(492,240.00)	(492,240.00)	(492,240.00)	(1,031,542.55)
	2,114,189.13	1,645,839.92	1,645,839.92	1,645,839.92	1,645,839.92	1,098,441.92

City of Busselton

Reserves Movement Report

For The Period Ending 30 June 2021

	2020/2021 Actual	2020/2021 Amended Budget YTD	2020/2021 Original Budget YTD	2020/2021 Amended Budget	2020/2021 Original Budget	2019/2020 Actual
137 Major Traffic Improvements Reserve						
Accumulated Reserves at Start of Year	638,845.53	638,845.53	638,845.53	638,845.53	638,845.53	1,495,577.97
Interest transfer to Reserves	1,207.39	6,960.00	6,960.00	6,960.00	6,960.00	25,423.53
Transfer from Muni	1,088,988.00	1,088,988.00	1,088,988.00	1,088,988.00	1,088,988.00	1,128,705.00
Transfer to Muni	(1,491,830.60)	(1,641,750.00)	(1,641,750.00)	(1,641,750.00)	(1,641,750.00)	(2,010,860.97)
	237,210.32	93,043.53	93,043.53	93,043.53	93,043.53	638,845.53
132 CBD Enhancement Reserve						
Accumulated Reserves at Start of Year	613,762.47	613,762.47	613,762.47	613,762.47	613,762.47	171,316.34
Interest transfer to Reserves	5,813.79	6,696.00	6,696.00	6,696.00	6,696.00	7,539.43
Transfer from Muni	772,783.80	540,415.00	540,415.00	540,415.00	540,415.00	524,713.00
Transfer to Muni	(122,393.04)	(590,000.00)	(590,000.00)	(590,000.00)	(590,000.00)	(89,806.30)
	1,269,967.02	570,873.47	570,873.47	570,873.47	570,873.47	613,762.47
127 New Infrastructure Development Reserve						
Accumulated Reserves at Start of Year	1,506,175.05	1,506,175.05	1,506,175.05	1,506,175.05	1,506,175.05	1,803,171.42
Interest transfer to Reserves	6,661.97	16,416.00	16,416.00	16,416.00	16,416.00	26,494.60
Transfer from Muni	194,761.40	186,231.00	186,231.00	186,231.00	186,231.00	201,157.40
Transfer to Muni	(822,631.18)	(1,420,645.00)	(1,400,645.00)	(1,420,645.00)	(1,400,645.00)	(524,648.37)
	884,967.24	288,177.05	308,177.05	288,177.05	308,177.05	1,506,175.05
141 Commonage Precinct Infrastructure Road Reserve						
Accumulated Reserves at Start of Year	234,906.64	234,906.64	234,906.64	234,906.64	234,906.64	231,223.87
Interest transfer to Reserves	(340.58)	2,556.00	2,556.00	2,556.00	2,556.00	3,682.77
Transfer from Muni	1,782.34	0.00	0.00	0.00	0.00	0.00
Transfer to Muni	0.00	(235,000.00)	(235,000.00)	(235,000.00)	(235,000.00)	0.00
	236,348.40	2,462.64	2,462.64	2,462.64	2,462.64	234,906.64
114 City Car Parking and Access Reserve						
Accumulated Reserves at Start of Year	1,555,124.38	1,555,124.38	1,555,124.38	1,555,124.38	1,555,124.38	1,281,336.70
Interest transfer to Reserves	7,540.95	16,956.00	16,956.00	16,956.00	16,956.00	24,799.27
Transfer from Muni	52,465.00	52,465.00	52,465.00	52,465.00	52,465.00	505,188.00
Transfer to Muni	(822,397.08)	(1,375,579.00)	(1,375,579.00)	(1,375,579.00)	(1,375,579.00)	(256,199.59)
	792,733.25	248,966.38	248,966.38	248,966.38	248,966.38	1,555,124.38
154 Debt Default Reserve						
Interest transfer to Reserves	1,841.13	0.00	0.00	0.00	0.00	0.00
Transfer from Muni	500,000.00	500,000.00	500,000.00	500,000.00	500,000.00	0.00
	501,841.13	500,000.00	500,000.00	500,000.00	500,000.00	0.00
107 Corporate IT Systems Reserve						
Accumulated Reserves at Start of Year	226,750.02	226,750.02	226,750.02	226,750.02	226,750.02	80,398.99
Interest transfer to Reserves	1,971.61	2,472.00	2,472.00	2,472.00	2,472.00	1,280.52
Transfer from Muni	100,000.00	100,000.00	100,000.00	100,000.00	100,000.00	145,070.51
Transfer to Muni	0.00	(207,900.00)	(207,900.00)	(207,900.00)	(207,900.00)	0.00
	328,721.63	121,322.02	121,322.02	121,322.02	121,322.02	226,750.02
133 Election, Valuation and Other Corporate Expenses Reserve						
Accumulated Reserves at Start of Year	560,994.18	560,994.18	560,994.18	560,994.18	560,994.18	499,905.97
Interest transfer to Reserves	4,032.01	6,120.00	6,120.00	6,120.00	6,120.00	8,664.58
Transfer from Muni	150,000.00	150,000.00	150,000.00	150,000.00	150,000.00	150,000.00
Transfer to Muni	0.00	(140,900.00)	(140,900.00)	(140,900.00)	(140,900.00)	(97,576.37)
	715,026.19	576,214.18	576,214.18	576,214.18	576,214.18	560,994.18
111 Legal Expenses Reserve						
Accumulated Reserves at Start of Year	636,940.12	636,940.12	636,940.12	636,940.12	636,940.12	577,255.71
Interest transfer to Reserves	3,983.24	6,948.00	6,948.00	6,948.00	6,948.00	8,995.41
Transfer from Muni	27,205.92	0.00	0.00	0.00	0.00	50,689.00
Transfer to Muni	(80,000.00)	(80,000.00)	0.00	(80,000.00)	0.00	0.00
	588,129.28	563,888.12	643,888.12	563,888.12	643,888.12	636,940.12
152 Marketing & Area Promotion Reserve						
Accumulated Reserves at Start of Year	166,392.00	166,392.00	166,392.00	166,392.00	166,392.00	0.00
Interest transfer to Reserves	6,020.14	1,812.00	1,812.00	1,812.00	1,812.00	0.00
Transfer from Muni	1,296,295.65	1,291,627.00	1,291,627.00	1,291,627.00	1,291,627.00	166,392.00
Transfer to Muni	(946,442.00)	(1,347,817.00)	(1,347,817.00)	(1,347,817.00)	(1,347,817.00)	0.00
	522,265.79	112,014.00	112,014.00	112,014.00	112,014.00	166,392.00
135 Performing Arts and Convention Centre Reserve						
Accumulated Reserves at Start of Year	2,625,599.20	2,625,599.20	2,625,599.20	2,625,599.20	2,625,599.20	0.00
Interest transfer to Reserves	16,129.55	28,620.00	28,620.00	28,620.00	28,620.00	14,751.12
Transfer from Muni	50,000.00	50,000.00	50,000.00	50,000.00	50,000.00	2,610,848.08
Transfer to Muni	(1,359,460.31)	(1,446,200.00)	(1,446,200.00)	(1,446,200.00)	(1,446,200.00)	0.00
	1,332,268.44	1,258,019.20	1,258,019.20	1,258,019.20	1,258,019.20	2,625,599.20
202 Long Service Leave Reserve						
Accumulated Reserves at Start of Year	3,482,110.00	3,482,110.00	3,482,110.00	3,482,110.00	3,482,110.00	3,096,583.00
Interest transfer to Reserves	22,298.88	37,956.00	37,956.00	37,956.00	37,956.00	50,518.40
Transfer from Muni	550,353.57	250,000.00	250,000.00	250,000.00	250,000.00	687,986.09
Transfer to Muni	(401,268.45)	(438,250.00)	(438,250.00)	(438,250.00)	(438,250.00)	(352,977.49)
	3,653,494.00	3,331,816.00	3,331,816.00	3,331,816.00	3,331,816.00	3,482,110.00
203 Professional Development Reserve						
Accumulated Reserves at Start of Year	145,028.93	145,028.93	145,028.93	145,028.93	145,028.93	122,771.88
Interest transfer to Reserves	1,091.73	1,584.00	1,584.00	1,584.00	1,584.00	2,418.13
Transfer from Muni	91,278.18	93,500.00	93,500.00	93,500.00	93,500.00	70,000.00
Transfer to Muni	(51,467.71)	(88,500.00)	(88,500.00)	(88,500.00)	(88,500.00)	(50,161.08)
	185,931.13	151,612.93	151,612.93	151,612.93	151,612.93	145,028.93

City of Busseton

Reserves Movement Report

For The Period Ending 30 June 2021

	2020/2021 Actual	2020/2021 Amended Budget YTD	2020/2021 Original Budget YTD	2020/2021 Amended Budget	2020/2021 Original Budget	2019/2020 Actual
204 Sick Pay Incentive Reserve						
Accumulated Reserves at Start of Year	144,632.39	144,632.39	144,632.39	144,632.39	144,632.39	150,403.55
Interest transfer to Reserves	867.30	1,572.00	1,572.00	1,572.00	1,572.00	2,374.88
Transfer from Muni	(7,242.10)	0.00	0.00	0.00	0.00	327.14
Transfer to Muni	(32,016.29)	(73,550.00)	(73,550.00)	(73,550.00)	(73,550.00)	(8,473.18)
	106,241.30	72,654.39	72,654.39	72,654.39	72,654.39	144,632.39
124 Workers Compensation, Extended SL & AL Contingency Reserve						
Accumulated Reserves at Start of Year	309,751.42	309,751.42	309,751.42	309,751.42	309,751.42	305,100.95
Interest transfer to Reserves	1,901.13	3,372.00	3,372.00	3,372.00	3,372.00	4,650.47
Transfer to Muni	(93,169.06)	(147,607.00)	(147,607.00)	(147,607.00)	(147,607.00)	0.00
	218,483.49	165,516.42	165,516.42	165,516.42	165,516.42	309,751.42
302 Community Facilities - City District						
Accumulated Reserves at Start of Year	1,120,869.85	1,120,869.85	1,120,869.85	1,120,869.85	1,120,869.85	2,552,707.62
Interest transfer to Reserves	(3,294.20)	12,216.00	12,216.00	12,216.00	12,216.00	39,319.39
Transfer from Muni	600,145.17	387,050.00	387,050.00	387,050.00	387,050.00	216,051.38
Transfer to Muni	(422,655.00)	(1,031,448.00)	(1,031,448.00)	(1,031,448.00)	(1,031,448.00)	(1,687,208.54)
	1,295,065.82	488,687.85	488,687.85	488,687.85	488,687.85	1,120,869.85
304 Community Facilities - Broadwater						
Accumulated Reserves at Start of Year	166,413.55	166,413.55	166,413.55	166,413.55	166,413.55	158,523.04
Interest transfer to Reserves	(240.76)	1,812.00	1,812.00	1,812.00	1,812.00	2,585.73
Transfer from Muni	18,873.46	10,000.00	10,000.00	10,000.00	10,000.00	5,304.78
	185,046.25	178,225.55	178,225.55	178,225.55	178,225.55	166,413.55
303 Community Facilities - Busseton						
Accumulated Reserves at Start of Year	9,177.47	9,177.47	9,177.47	9,177.47	9,177.47	44,011.77
Interest transfer to Reserves	(11.03)	96.00	96.00	96.00	96.00	526.95
Transfer from Muni	30,622.08	22,500.00	22,500.00	22,500.00	22,500.00	8,638.75
Transfer to Muni	0.00	0.00	0.00	0.00	0.00	(44,000.00)
	39,788.52	31,773.47	31,773.47	31,773.47	31,773.47	9,177.47
305 Community Facilities - Dunsborough						
Accumulated Reserves at Start of Year	255,152.46	255,152.46	255,152.46	255,152.46	255,152.46	188,062.67
Interest transfer to Reserves	(311.90)	2,784.00	2,784.00	2,784.00	2,784.00	3,283.35
Transfer from Muni	79,440.60	27,500.00	27,500.00	27,500.00	27,500.00	63,806.44
	334,281.16	285,436.46	285,436.46	285,436.46	285,436.46	255,152.46
311 Community Facilities - Dunsborough Lakes Estate						
Accumulated Reserves at Start of Year	937,470.05	937,470.05	937,470.05	937,470.05	937,470.05	922,772.84
Interest transfer to Reserves	(1,359.20)	10,224.00	10,224.00	10,224.00	10,224.00	14,697.21
Transfer from Muni	7,112.99	0.00	0.00	0.00	0.00	0.00
Transfer to Muni	0.00	(938,000.00)	(938,000.00)	(938,000.00)	(938,000.00)	0.00
	943,223.84	9,694.05	9,694.05	9,694.05	9,694.05	937,470.05
306 Community Facilities - Geographe						
Accumulated Reserves at Start of Year	101,978.74	101,978.74	101,978.74	101,978.74	101,978.74	99,175.93
Interest transfer to Reserves	(147.60)	1,116.00	1,116.00	1,116.00	1,116.00	1,594.87
Transfer from Muni	12,175.20	7,500.00	7,500.00	7,500.00	7,500.00	1,207.94
	114,006.34	110,594.74	110,594.74	110,594.74	110,594.74	101,978.74
310 Community Facilities - Port Geographe						
Accumulated Reserves at Start of Year	348,980.41	348,980.41	348,980.41	348,980.41	348,980.41	343,509.27
Interest transfer to Reserves	(505.97)	3,804.00	3,804.00	3,804.00	3,804.00	5,471.14
Transfer from Muni	2,647.87	0.00	0.00	0.00	0.00	0.00
	351,122.31	352,784.41	352,784.41	352,784.41	352,784.41	348,980.41
309 Community Facilities - Vasse						
Accumulated Reserves at Start of Year	489,904.76	489,904.76	489,904.76	489,904.76	489,904.76	615,585.54
Interest transfer to Reserves	(821.04)	5,340.00	5,340.00	5,340.00	5,340.00	9,471.24
Transfer from Muni	3,716.40	0.00	0.00	0.00	0.00	0.00
Transfer to Muni	(318,045.15)	(284,270.00)	(284,270.00)	(284,270.00)	(284,270.00)	(135,152.02)
	174,754.97	210,974.76	210,974.76	210,974.76	210,974.76	489,904.76
308 Community Facilities - Airport North						
Accumulated Reserves at Start of Year	3,017,487.28	3,017,487.28	3,017,487.28	3,017,487.28	3,017,487.28	2,970,179.38
Interest transfer to Reserves	(4,374.94)	32,892.00	32,892.00	32,892.00	32,892.00	47,307.90
Transfer from Muni	151,839.57	100,000.00	100,000.00	100,000.00	100,000.00	0.00
Transfer to Muni	0.00	(150,000.00)	(150,000.00)	(150,000.00)	(150,000.00)	0.00
	3,164,951.91	3,000,379.28	3,000,379.28	3,000,379.28	3,000,379.28	3,017,487.28
130 Locke Estate Reserve						
Accumulated Reserves at Start of Year	6,269.61	6,269.61	6,269.61	6,269.61	6,269.61	1,012.99
Interest transfer to Reserves	188.69	72.00	72.00	72.00	72.00	420.15
Transfer from Muni	60,000.00	60,000.00	60,000.00	60,000.00	60,000.00	60,000.00
Transfer to Muni	(60,000.00)	0.00	0.00	0.00	0.00	(55,163.53)
	6,458.30	66,341.61	66,341.61	66,341.61	66,341.61	6,269.61

City of Busselton

Reserves Movement Report

For The Period Ending 30 June 2021

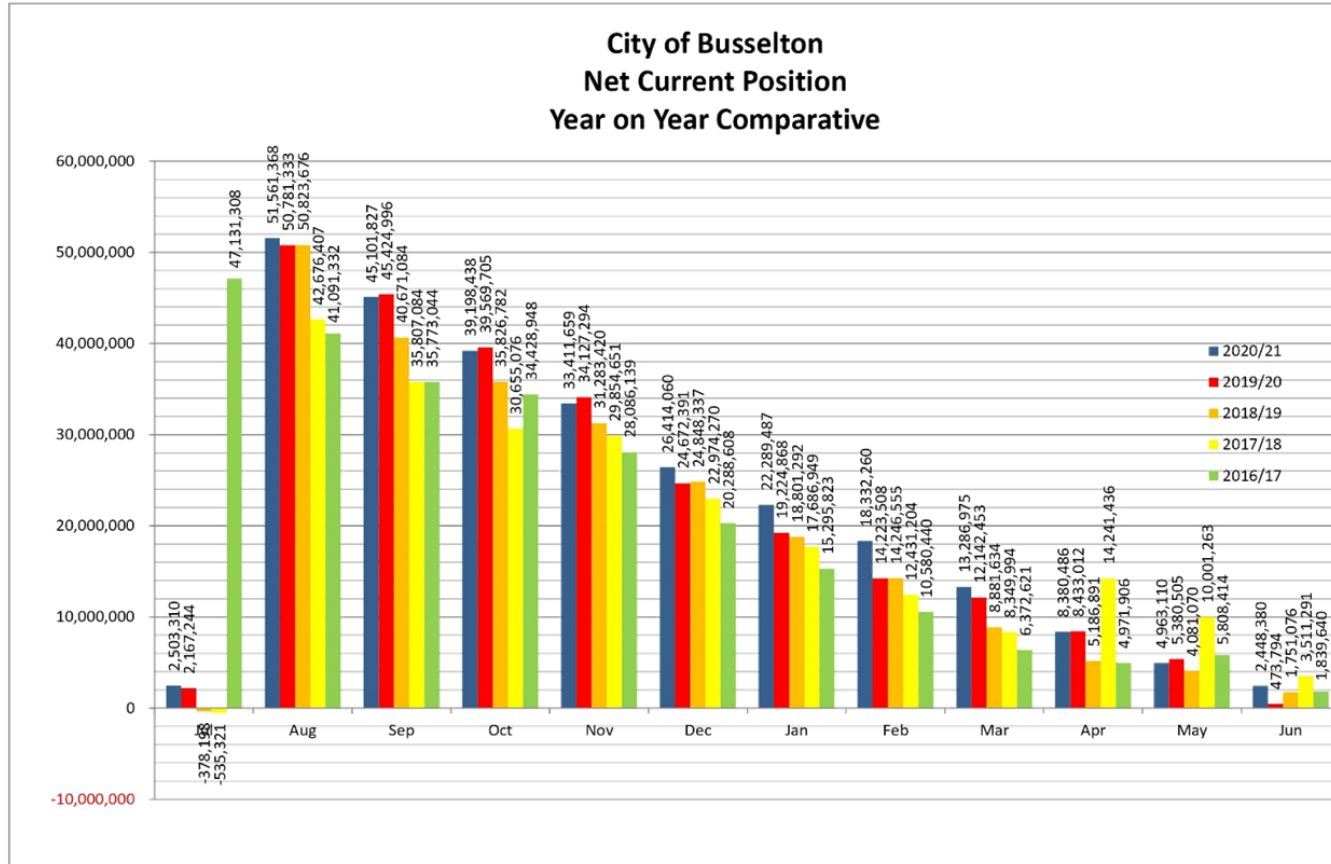
	2020/2021 Actual	2020/2021 Amended Budget YTD	2020/2021 Original Budget YTD	2020/2021 Amended Budget	2020/2021 Original Budget	2019/2020 Actual
122 Port Geographe Development Reserve (Council)						
Accumulated Reserves at Start of Year	224,952.38	224,952.38	224,952.38	224,952.38	224,952.38	682,470.41
Interest transfer to Reserves	1,335.60	2,448.00	2,448.00	2,448.00	2,448.00	8,839.73
Transfer from Muni	51,975.00	51,975.00	51,975.00	51,975.00	51,975.00	51,975.00
Transfer to Muni	(160,428.16)	(219,167.00)	(219,167.00)	(219,167.00)	(219,167.00)	(518,332.76)
	117,834.82	60,208.38	60,208.38	60,208.38	60,208.38	224,952.38
123 Port Geographe Waterways Management (SAR) Reserve						
Accumulated Reserves at Start of Year	3,275,191.63	3,275,191.63	3,275,191.63	3,275,191.63	3,275,191.63	3,349,716.94
Interest transfer to Reserves	20,463.13	35,700.00	35,700.00	35,700.00	35,700.00	54,429.05
Transfer from Muni	222,867.58	220,210.00	220,210.00	220,210.00	220,210.00	218,328.64
Transfer to Muni	(350,226.45)	(375,000.00)	(375,000.00)	(375,000.00)	(375,000.00)	(86,153.05)
	3,168,295.89	3,156,101.63	3,156,101.63	3,156,101.63	3,156,101.63	3,275,191.63
126 Provenge Landscape Maintenance (SAR) Reserve						
Accumulated Reserves at Start of Year	1,308,476.49	1,308,476.49	1,308,476.49	1,308,476.49	1,308,476.49	1,194,759.54
Interest transfer to Reserves	8,602.03	14,268.00	14,268.00	14,268.00	14,268.00	20,031.01
Transfer from Muni	182,612.58	181,819.00	181,819.00	181,819.00	181,819.00	179,838.99
Transfer to Muni	(245,329.12)	(252,948.00)	(252,948.00)	(252,948.00)	(252,948.00)	(86,153.05)
	1,254,361.98	1,251,615.49	1,251,615.49	1,251,615.49	1,251,615.49	1,308,476.49
128 Vasse Newtown Landscape Maintenance (SAR) Reserve						
Accumulated Reserves at Start of Year	636,364.43	636,364.43	636,364.43	636,364.43	636,364.43	575,151.53
Interest transfer to Reserves	4,533.05	6,936.00	6,936.00	6,936.00	6,936.00	9,845.01
Transfer from Muni	182,064.96	181,583.00	181,583.00	181,583.00	181,583.00	181,289.97
Transfer to Muni	(155,590.98)	(190,539.00)	(190,539.00)	(190,539.00)	(190,539.00)	(129,922.08)
	667,371.46	634,344.43	634,344.43	634,344.43	634,344.43	636,364.43
138 Commonage Precinct Bushfire Facilities Reserve						
Accumulated Reserves at Start of Year	58,172.53	58,172.53	58,172.53	58,172.53	58,172.53	57,260.53
Interest transfer to Reserves	(84.34)	636.00	636.00	636.00	636.00	912.00
Transfer from Muni	441.39	0.00	0.00	0.00	0.00	0.00
	58,529.58	58,808.53	58,808.53	58,808.53	58,808.53	58,172.53
139 Commonage Community Facilities Dunsborough Lakes South Res						
Accumulated Reserves at Start of Year	73,779.08	73,779.08	73,779.08	73,779.08	73,779.08	72,622.42
Interest transfer to Reserves	(106.97)	804.00	804.00	804.00	804.00	1,156.66
Transfer from Muni	559.80	0.00	0.00	0.00	0.00	0.00
	74,231.91	74,583.08	74,583.08	74,583.08	74,583.08	73,779.08
140 Commonage Community Facilities South Biddle Precinct Reserve						
Accumulated Reserves at Start of Year	899,694.77	899,694.77	899,694.77	899,694.77	899,694.77	886,172.58
Interest transfer to Reserves	(1,304.43)	9,804.00	9,804.00	9,804.00	9,804.00	13,522.19
Transfer from Muni	6,826.39	0.00	0.00	0.00	0.00	0.00
	905,216.73	909,498.77	909,498.77	909,498.77	909,498.77	899,694.77
321 Busselton Area Drainage and Waterways Improvement Reserve						
Accumulated Reserves at Start of Year	475,582.52	475,582.52	475,582.52	475,582.52	475,582.52	546,471.37
Interest transfer to Reserves	(754.01)	5,184.00	5,184.00	5,184.00	5,184.00	8,450.99
Transfer from Muni	3,608.04	0.00	0.00	0.00	0.00	0.00
Transfer to Muni	(29,591.35)	(188,000.00)	(188,000.00)	(188,000.00)	(188,000.00)	(79,339.84)
	448,845.20	292,766.52	292,766.52	292,766.52	292,766.52	475,582.52
102 Coastal and Climate Adaptation Reserve						
Accumulated Reserves at Start of Year	2,157,591.81	2,157,591.81	2,157,591.81	2,157,591.81	2,157,591.81	2,845,578.60
Interest transfer to Reserves	13,850.94	23,520.00	23,520.00	23,520.00	23,520.00	46,381.06
Transfer from Muni	572,465.00	474,044.00	474,044.00	474,044.00	474,044.00	529,207.53
Transfer to Muni	(1,240,367.37)	(2,428,975.00)	(2,130,000.00)	(2,428,975.00)	(2,130,000.00)	(1,263,575.38)
	1,503,540.38	226,180.81	525,155.81	226,180.81	525,155.81	2,157,591.81
144 Emergency Disaster Recovery Reserve						
Accumulated Reserves at Start of Year	94,137.10	94,137.10	94,137.10	94,137.10	94,137.10	72,781.94
Interest transfer to Reserves	656.30	1,032.00	1,032.00	1,032.00	1,032.00	1,355.16
Transfer from Muni	20,000.00	20,000.00	20,000.00	20,000.00	20,000.00	20,000.00
	114,793.40	115,169.10	115,169.10	115,169.10	115,169.10	94,137.10
145 Energy Sustainability Reserve						
Accumulated Reserves at Start of Year	137,955.03	137,955.03	137,955.03	137,955.03	137,955.03	181,852.87
Interest transfer to Reserves	1,292.25	1,500.00	1,500.00	1,500.00	1,500.00	2,798.84
Transfer from Muni	102,750.00	102,750.00	102,750.00	102,750.00	102,750.00	130,000.00
Transfer to Muni	(17,226.60)	(103,000.00)	(103,000.00)	(103,000.00)	(103,000.00)	(176,696.68)
	224,270.68	139,205.03	139,205.03	139,205.03	139,205.03	137,955.03
146 Cemetery Reserve						
Accumulated Reserves at Start of Year	35,871.90	35,871.90	35,871.90	35,871.90	35,871.90	157,626.57
Interest transfer to Reserves	675.67	396.00	396.00	396.00	396.00	2,730.72
Transfer from Muni	107,530.07	145,950.00	145,950.00	145,950.00	145,950.00	104,314.16
Transfer to Muni	(44,529.80)	(120,000.00)	(120,000.00)	(120,000.00)	(120,000.00)	(228,799.55)
	99,547.84	62,217.90	62,217.90	62,217.90	62,217.90	35,871.90
341 Public Art Reserve						
Accumulated Reserves at Start of Year	87,051.39	87,051.39	87,051.39	87,051.39	87,051.39	86,198.07
Interest transfer to Reserves	(126.21)	948.00	948.00	948.00	948.00	853.32
Transfer from Muni	660.50	0.00	0.00	0.00	0.00	0.00
Transfer to Muni	(41,060.00)	(49,060.00)	(49,060.00)	(49,060.00)	(49,060.00)	0.00
	46,525.68	38,939.39	38,939.39	38,939.39	38,939.39	87,051.39

City of Busselton

Reserves Movement Report

For The Period Ending 30 June 2021

	2020/2021 Actual	2020/2021 Amended Budget YTD	2020/2021 Original Budget YTD	2020/2021 Amended Budget	2020/2021 Original Budget	2019/2020 Actual
121 Waste Management Facility and Plant Reserve						
Accumulated Reserves at Start of Year	7,629,358.39	7,629,358.39	7,629,358.39	7,629,358.39	7,629,358.39	7,867,210.16
Interest transfer to Reserves	43,419.70	83,161.00	83,161.00	83,161.00	83,161.00	124,135.01
Transfer from Muni	1,334,825.13	1,056,131.00	1,056,131.00	1,056,131.00	1,056,131.00	881,561.42
Transfer to Muni	(520,666.92)	(2,540,500.00)	(2,540,500.00)	(2,540,500.00)	(2,540,500.00)	(1,243,548.20)
	8,486,936.30	6,228,150.39	6,228,150.39	6,228,150.39	6,228,150.39	7,629,358.39
120 Strategic Projects Reserve						
Accumulated Reserves at Start of Year	295,560.51	295,560.51	295,560.51	295,560.51	295,560.51	257,162.94
Interest transfer to Reserves	2,031.09	18,386.00	18,386.00	18,386.00	18,386.00	4,340.77
Transfer from Muni	53,315.00	53,700.00	53,700.00	53,700.00	53,700.00	47,852.48
Transfer to Muni	0.00	(96,000.00)	(96,000.00)	(96,000.00)	(96,000.00)	(13,795.68)
	350,906.60	271,646.51	271,646.51	271,646.51	271,646.51	295,560.51
129 Prepaid Grants and Deferred Works & Services Reserve						
Accumulated Reserves at Start of Year	1,391,422.00	1,391,422.00	1,391,422.00	1,391,422.00	1,391,422.00	1,232,906.00
Interest transfer to Reserves	937.64	0.00	0.00	0.00	0.00	0.00
Transfer from Muni	1,285,804.00	0.00	0.00	0.00	0.00	1,391,422.00
Transfer to Muni	(1,316,998.09)	(1,391,422.00)	(1,391,422.00)	(1,391,422.00)	(1,391,422.00)	(1,232,906.00)
	1,361,165.55	0.00	0.00	0.00	0.00	1,391,422.00
153 Busselton Foreshore Reserve						
Accumulated Reserves at Start of Year	100.00	100.00	100.00	100.00	100.00	0.00
Interest transfer to Reserves	0.76	0.00	0.00	0.00	0.00	0.00
Transfer from Muni	10.00	10.00	10.00	10.00	10.00	100.00
	110.76	110.00	110.00	110.00	110.00	100.00
155 LED Street Light Replacement Program Reserve						
Interest transfer to Reserves	121.22	0.00	0.00	0.00	0.00	0.00
Transfer from Muni	50,000.00	50,000.00	50,000.00	50,000.00	50,000.00	0.00
Transfer to Muni	(50,000.00)	(50,000.00)	(50,000.00)	(50,000.00)	(50,000.00)	0.00
	121.22	0.00	0.00	0.00	0.00	0.00
Total Cash Back Reserves	62,836,060.15	44,723,242.30	45,818,421.76	44,723,242.30	45,818,421.76	59,897,884.76
Summary Reserves						
Accumulated Reserves at Start of Year	59,897,884.76	59,897,884.76	59,897,884.76	59,897,884.76	59,897,884.76	55,590,217.66
Interest transfer to Reserves	323,336.90	652,900.00	652,900.00	652,900.00	652,900.00	965,722.02
Transfer from Muni	23,396,522.62	19,372,933.71	19,372,933.71	19,372,933.71	19,372,933.71	22,230,759.20
Transfer to Muni	(20,781,684.13)	(35,200,476.17)	(34,105,296.71)	(35,200,476.17)	(34,105,296.71)	(18,888,814.12)
Closing Balance	62,836,060.15	44,723,242.30	45,818,421.76	44,723,242.30	45,818,421.76	59,897,884.76



7. GENERAL DISCUSSION ITEMS

Nil

8. NEXT MEETING DATE

9. CLOSURE