

COUNCIL AGENDA

Supplementary Items

15 March 2023

ALL INFORMATION AVAILABLE IN VARIOUS FORMATS ON REQUEST

city@busselton.wa.gov.au

CITY OF BUSSELTON

SUPPLEMENTARY ITEMS FOR THE COUNCIL MEETING TO BE HELD ON 15 MARCH 2023

TABLE OF CONTENTS

ITEM NO.	SUBJECT	PAGE NO.
8.	CONFIRMATION AND RECEIPT OF MINUTES	3
	Committee Meetings.....	3
8.5	Minutes of the Audit and Risk Committee Meeting held 8 March 2023	3
8.6	Minutes of the Finance Committee Meeting held 8 March 2023	3
12.	REPORTS OF COMMITTEE	4
12.4	Audit and Risk Committee - 8/3/2023 - 2022 ANNUAL COMPLIANCE AUDIT RETURN.....	4
12.5	Finance Committee - 8/3/2023 - FINANCIAL ACTIVITY STATEMENTS - YEAR TO DATE AS AT 31 JANUARY 2023	26
12.6	Finance Committee - 8/3/2023 - LIST OF PAYMENTS MADE - JANUARY 2023.....	66
12.7	Finance Committee - 8/3/2023 - 2022/23 MID-YEAR BUDGET REVIEW	78
12.8	Finance Committee - 8/3/2023 - LOCKE ESTATE COASTAL CONTRIBUTIONS	94
12.9	Finance Committee - 8/3/2023 - BUDGET AMENDMENT - CULTURAL SERVICES AND AIRPORT.....	98
12.10	Finance Committee - 8/3/2023 - BUDGET AMENDMENT - COASTAL WORKS	106
12.11	Finance Committee - 8/3/2023 - BUDGET AMENDMENT - PLANT.....	115
20.	CONFIDENTIAL REPORTS.....	120
20.1	Audit and Risk Committee - 8/3/2023 - OAG GENERAL COMPUTER CONTROLS AUDIT 2022.....	120

8. CONFIRMATION AND RECEIPT OF MINUTES

Committee Meetings

8.5 Minutes of the Audit and Risk Committee Meeting held 8 March 2023

RECOMMENDATION

That the Unconfirmed Minutes of the Audit and Risk Committee Meeting held 8 March 2023 be noted as received.



8.6 Minutes of the Finance Committee Meeting held 8 March 2023

RECOMMENDATION

That the Unconfirmed Minutes of the Finance Committee Meeting held 8 March 2023 be noted as received.

12. REPORTS OF COMMITTEE

12.4 Audit and Risk Committee - 8/3/2023 - 2022 ANNUAL COMPLIANCE AUDIT RETURN

STRATEGIC THEME	LEADERSHIP - A Council that connects with the community and is accountable in its decision making.
STRATEGIC PRIORITY	4.2 Deliver governance systems that facilitate open, ethical and transparent decision making.
SUBJECT INDEX	Compliance Audit Return
BUSINESS UNIT	Governance Services
REPORTING OFFICER	Governance Coordinator - Emma Heys
AUTHORISING OFFICER	Acting Director, Finance and Corporate Services - Sarah Pierson
NATURE OF DECISION	Executive: Substantial direction setting, including adopting budgets, strategies, plans and policies (excluding local planning policies); funding, donations and sponsorships; reviewing committee recommendations
VOTING REQUIREMENT	Absolute Majority
ATTACHMENTS	Attachment A City of Busselton 2022 Compliance Audit Return  

This item was considered by the Audit and Risk Committee at its meeting on 8/3/2023, the recommendations from which have been included in this report.

COMMITTEE RECOMMENDATION

That the Council, having received the 2022 Compliance Audit Return (Attachment A):

1. adopt the 2022 Compliance Audit Return; and
2. authorises the Mayor and Chief Executive Officer to sign in joint the Certificate.

OFFICER RECOMMENDATION

That the Council, having received the 2022 Compliance Audit Return (Attachment A):

1. adopt the 2022 Compliance Audit Return; and
2. authorises the Mayor and Chief Executive Officer to sign in joint the Certificate.

EXECUTIVE SUMMARY

The Compliance Audit Return (CAR) is a statutory reporting tool that evaluates the City's compliance with targeted sections of the *Local Government Act 1995* (the Act) during the period 1 January 2022 to 31 December 2022.

The City has completed the 2022 CAR and it is included in this report (Attachment A) for the Audit & Risk Committee's consideration. The 2022 CAR is recommended for adoption by Council, after which it will be lodged, as required, with the Department of Local Government, Sport and Cultural Industries (the Department) by 31 March 2023.

BACKGROUND

Between 1 January 2023 and 31 March 2023, local governments are required to carry out an audit of compliance covering the period 1 January 2022 to 31 December 2022. The City's responses to the 2022 CAR are to be reviewed by the Audit and Risk Committee and then recommended to Council for adoption.

OFFICER COMMENT

In completing the 2022 CAR, officers have undertaken an audit of the relevant activities, practices and procedures in line with the Act and associated Regulations. The Audit results are summarised in the Table below:

Compliance Area	Number of Questions	Compliance
Commercial Enterprises by Local Government	5	YES - 100%
Disclosures of Interest	21	YES - 100%
Disposal of Property	2	YES - 100%%
Elections	3	YES - 100%%
Finance	7	YES - 100%%
Integrated Planning and Reporting	3	YES - 100%%
Local Government Employees	5	YES - 100%%
Official Conduct	4	YES - 100%%
Tenders for Providing Goods and Services	22	YES - 100%%
Delegation of Power/Duty	13	99%
Optional Questions	9	99%
Total	94	99.8%

The City has achieved a high level of compliance for the 2022 Compliance Audit Return. Two areas have been identified for improvement:

Delegation of Power/Duty

Question 12 of the Delegation of Power/Duty of the 2022 CAR deals with the review of delegations in accordance with section 5.46(2) of the Act. The City has complied with these requirements, with both Council to CEO and CEO to Officer Delegations being reviewed in the 2021/2022 financial year, however the review of CEO to Officer Delegations were not documented in the register. New procedures are now in place, reflecting a system improvement in this area with the implementation of Attain.

Optional Questions

Question 7 of the Optional Questions of the 2022 CAR deals with the requirement to develop and publish a report on the training undertaken by Elected Members in the financial year. Staff prepared the report on the training undertaken by Elected Members in the 2021/2022 financial year, but it was not published by 31st July 2022. The report is now published on the City's website in accordance with section 5.127 of the Act.

Statutory Environment

Section 7.13 of the *Local Government Act 1995* provides for the making of Regulations in regards to Audits.

Regulation 13 of the *Local Government (Audit) Regulations 1996* prescribes the statutory requirements for the compliance audit.

Regulations 14 and 15 state the following:

14. *Compliance audits by local governments*
 - (1) *A local government is to carry out a compliance audit for the period 1 January to 31 December in each year.*
 - (2) *After carrying out a compliance audit the local government is to prepare a compliance audit return in a form approved by the Minister.*
 - (3A) *The local government's audit committee is to review the compliance audit return and is to report to the council the results of that review.*
 - (3) *After the audit committee has reported to the council under subregulation (3A), the compliance audit return is to be –*
 - (a) presented to council at a meeting of the council; and*
 - (b) adopted by council; and*
 - (c) recorded in the minutes of the meeting at which it is adopted.*
15. *Certified copy of compliance audit return and other documents to be given to Departmental CEO*
 - (1) *After the compliance audit return has been presented to the council in accordance with regulation 14(3) a certified copy of the return together with –*
 - (a) a copy of the relevant section of the minutes referred to in regulation 14(3)(c); and*
 - (b) any additional information explaining or qualifying the compliance audit,*
is to be submitted to the Departmental CEO by 31 March next following the period to which the return relates.
 - (2) *In this regulation – **certified** in relation to a compliance audit return means signed by –*
 - (a) the mayor or president; and*
 - (b) the CEO.*

Relevant Plans and Policies

There are no relevant plans or policies to consider in relation to this matter.

Financial Implications

There are no financial implications associated with the officer recommendation.

Stakeholder Consultation

No external stakeholder consultation was required or undertaken in relation to this matter.

Risk Assessment

An assessment of the potential implications of implementing the officer recommendation has been undertaken using the City's risk management framework, with risks assessed taking into account any controls already in place. No risk of a medium or greater level have been identified, with non-compliances identified being minor in nature.

Options

As an alternative to the proposed recommendation the Council may choose to request further information from officers prior to adopting the 2022 CAR. It is however a statutory requirement that the 2022 CAR is endorsed by Council and submitted to the Department prior to 31 March 2023.

CONCLUSION

It is recommended that the Council adopts the 2022 CAR for submission to the Department prior to 31 March 2023.

TIMELINE FOR IMPLEMENTATION OF OFFICER RECOMMENDATION

The 2022 CAR will be lodged with the Department prior to 31 March 2023.

C01-013 Complete the CAR		
Description	Complete the CAR and submit to DLGSC by 31 March	
Position responsible	Chief Executive Officer	
Status	Due 31 March 2023	
Checklist and outcome		
Completed	Ensure all subtasks have been finalised by completing all questions in the CAR section. Ensure where relevant/available, evidence supporting the responses has been included as either a reference in the comments, or attachment uploaded.	---
	The local government's audit committee is to review the compliance audit return and is to report to the council the results of that review.	---
	The CAR is to be presented to the council and adopted by the council and recorded in the minutes of the meeting at which it is adopted.	---
	Regulation 15 of the Local Government (Audit) Regulations 1996 Ensure a joint certification of the CAR has been completed by the Mayor/President and Chief Executive Officer	---
	When all actions completed, forward CAR to the Department of Local Government, Sport and Cultural Industries through 'SmartHub'	---

C01-004 Disposal of Property		
Description	Disposal of Property	
Position responsible	Acting Director Finance and Corporate Services	
Checklist and outcome		
Completed	1. s3.58(3) - Where the local government disposed of property other than by public auction or tender, did it dispose of the property in accordance with section 3.58(3) of the Local Government Act 1995 (unless section 3.58(5) applies)?	Yes
Completed	2. s3.58(4) - Where the local government disposed of property under section 3.58(3) of the Local Government Act 1995, did it provide details, as prescribed by section 3.58(4) of the Act, in the required local public notice for each disposal of property?	Yes
Details of outcome	The City has complied with the requirements of the Local Government Act and Regulations in relation to Disposal of Property	

C01-008 Tenders for Providing Goods and Services		
Description	Tenders for Providing Goods and Services	
Position responsible	Acting Director Finance and Corporate Services	
Checklist and outcome		
Completed	1. F&G Reg 11A(1) & (3) - Did the local government comply with its current purchasing policy, adopted under F & G Reg 11A(1) and (3) in relation to the supply of goods or services where the consideration under the contract was, or was expected to be, \$250,000 or less or worth \$250,000 or less?	Yes
Completed	2. s3.57 F&G Reg 11 Subject to F&G Reg 11(2), did the local government invite tenders for all contracts for the supply of goods or services where the consideration under the contract was, or was expected to be, worth more than the consideration stated in F&G Reg 11(1)?	Yes
Completed	3. F&G Regs 11(1), 12(2), 13, & 14(1), (3), and (4) - When regulations 11(1), 12(2) or 13 required tenders to be publicly invited, did the local government invite tenders via Statewide public notice in accordance with F&G Reg 14(3) and (4)?	Yes
Completed	4. F&G Reg 12 - Did the local government comply with F&G Reg 12 when deciding to enter into multiple contracts rather than a single contract?	Not applicable - The City did not enter into multiple contracts to avoid regulation 11(1)
Completed	5. F&G Reg 14(5) - If the local government sought to vary the information supplied to tenderers, was every reasonable step taken to give each person who sought copies of the tender documents or each acceptable tenderer notice of the variation?	Yes

Completed	6. F&G Regs 15 & 16 - Did the local government's procedure for receiving and opening tenders comply with the requirements of F&G Regs 15 and 16?	Yes
Completed	7. F&G Reg 17 - Did the information recorded in the local government's tender register comply with the requirements of F&G Reg 17 and did the CEO make the tenders register available for public inspection and publish it on the local government's official website?	Yes
Completed	8. F&G Reg 18(1) - Did the local government reject any tenders that were not submitted at the place, and within the time, specified in the invitation to tender?	Yes
Completed	9. F&G Reg 18(4) - Were all tenders that were not rejected assessed by the local government via a written evaluation of the extent to which each tender satisfies the criteria for deciding which tender to accept?	Yes
Completed	10. F&G Reg 19 - Did the CEO give each tenderer written notice containing particulars of the successful tender or advising that no tender was accepted?	Yes
Completed	11. F&G Regs 21 & 22 - Did the local government's advertising and expression of interest processes comply with the requirements of F&G Regs 21 and 22?	Not applicable: No expressions of interest were undertaken during the reporting period.
Completed	12. F&G Reg 23(1) & (2) - Did the local government reject any expressions of interest that were not submitted at the place, and within the time, specified in the notice or that failed to comply with any other requirement specified in the notice?	Not applicable: No expressions of interest were undertaken during the reporting period.
Completed	13. F&G Reg 23(3) & (4) Were all expressions of interest that were not rejected under F&G Reg 23(1) & (2) assessed by the local government? Did the CEO list each person as an acceptable tenderer?	Not applicable: No expressions of interest were undertaken during the reporting period.
Completed	14. F&G Reg 24 - Did the CEO give each person who submitted an expression of interest a notice in writing of the outcome in accordance with F&G Reg 24?	Not applicable: No expressions of interest were undertaken during the reporting period.

Completed	15. F&G Regs 24AD(2) & (4) and 24AE - Did the local government invite applicants for a panel of pre-qualified suppliers via Statewide public notice in accordance with F&G Reg 24AD(4) and 24AE?	Yes
Completed	16. F&G Reg 24AD(6) - If the local government sought to vary the information supplied to the panel, was every reasonable step taken to give each person who sought detailed information about the proposed panel or each person who submitted an application notice of the variation?	Yes
Completed	17. F&G Reg 24AF - Did the local government's procedure for receiving and opening applications to join a panel of pre-qualified suppliers comply with the requirements of F&G Reg 16, as if the reference in that regulation to a tender were a reference to a pre-qualified supplier panel application?	Yes
Completed	18. F&G Reg 24AG - Did the information recorded in the local government's tender register about panels of pre-qualified suppliers comply with the requirements of F&G Reg 24AG?	Yes
Completed	19. F&G Reg 24AH(1) - Did the local government reject any applications to join a panel of pre-qualified suppliers that were not submitted at the place, and within the time, specified in the invitation for applications?	Yes
Completed	20. F&G Reg 24AH(3) - Were all applications that were not rejected assessed by the local government via a written evaluation of the extent to which each application satisfies the criteria for deciding which application to accept?	Yes
Completed	21. F&G Reg 24AI - Did the CEO send each applicant written notice advising them of the outcome of their application?	Yes
Completed	22. F&G Regs 24E & 24F - Where the local government gave regional price preference, did the local government comply with the requirements of F&G Regs 24E and 24F?	Yes
Details of outcome	The City has complied with the requirements of the Local Government Act and Regulations in relation to Tenders for Providing Goods and Services	

C01-009 Finance		
Description	Finance	
Position responsible	Acting Director Finance and Corporate Services	
Checklist and outcome		
Completed	1. s7.1A - Has the local government established an audit committee and appointed members by absolute majority in accordance with section 7.1A of the Act?	Yes - 18 October 2021 (C2110/065)
Completed	2. s7.1B - Where the council delegated to its audit committee any powers or duties under Part 7 of the Act, did it do so by absolute majority?	Yes
Completed	3. s7.9(1) - Was the auditor's report for the financial year ended 30 June 2022 received by the local government by 31 December 2022?	Yes - 21 December 2022 (C2212/304)
Completed	5.Where matters identified as significant were reported in auditor's report, did local government prepare report that stated what action they had taken or intended to take with respect to each of those matters? Was copy of report given to the Minister within 3 months of audit report being received?	Not applicable - no matters were identified as significant in the reporting period
Completed	4. s7.12A(3) - Where the local government determined that matters raised in the auditor's report prepared under s7.9(1) of the Act required action to be taken, did the local government ensure that appropriate action was undertaken in respect of those matters?	Yes - the City is undertaking a review of the reserves.
Completed	6. s7.12A(5) - Within 14 days after the local government gave a report to the Minister under s7.12A(4)(b), did the CEO publish a copy of the report on the local government's official website?	Yes
Completed	7. Audit Reg 10(1) - Was the auditor's report for the financial year ending 30 June 2022 received by the local government within 30 days of completion of the audit?	Yes
Details of outcome	The City has complied with the requirements of the Local Government Act and Regulations in relation to Finance.	

C01-012 Elections		
Description	Elections	
Position responsible	Acting Director Finance and Corporate Services	
Checklist and outcome		
Completed	1. Did CEO establish & maintain an electoral gift register, ensuring that all disclosure of gifts completed by candidates & donors and received by CEO were placed on the electoral gift register at time of receipt by CEO that clearly identifies and distinguishes the forms relating to each candidate?	Not applicable - There was no election held in the reporting period
Completed	2. Elect Regs 30G(3) & (4) - Did the CEO remove any disclosure of gifts forms relating to an unsuccessful candidate, or a successful candidate that completed their term of office, from the electoral gift register, and retain those forms separately for a period of at least two years?	Not applicable - There was no election held in the reporting period
Completed	3. Did the CEO publish an up-to-date version of the electoral gift register on the local government's official website in accordance with regulation 30G(5) of the Local Government (Elections) Regulations 1997?	Not applicable - There was no election held in the reporting period
Details of outcome	The City has complied with the requirements of the Local Government Act and Regulations in relation to Elections	

C01-015 Delegation of Power / Duty		
Description	Delegation of Power / Duty	
Position responsible	Acting Director Finance and Corporate Services	
Checklist and outcome		
Completed	1. s5.16 - Were all delegations to committees resolved by absolute majority?	Yes
Completed	2. s5.16 - Were all delegations to committees in writing?	Yes
Completed	3. s.5.17 - Were all delegations to committees within the limits specified in section 5.17 of the Local Government Act 1995?	Yes
Completed	4. s5.18 - Were all delegations to committees recorded in a register of delegations?	Yes
Completed	5. s5.18 - Has council reviewed delegations to its committees in the 2021/2022 financial year?	21/22 Financial Year - completed in October 2021 Further completed in December 2022 (22/23 Financial Year)
Completed	6. s.5.42(1), s.5.43 & Admin Reg 18G - Did the powers and duties delegated to the CEO exclude those listed in section 5.43 of the Local Government Act 1995?	Yes
Completed	7. s5.42(1) - Were all delegations to the CEO resolved by an absolute majority?	Yes
Completed	8. S5.42(2) - Were all delegations to the CEO in writing?	Yes
Completed	9. s5.44(2) - Were all delegations by the CEO to any employee in writing?	Yes
Completed	10 s.5.16(3)(b) & s5.45(1)(b) - Were all decisions by the Council to amend or revoke a delegation made by absolute majority?	Yes
Completed	11. s5.46(1) - Has the CEO kept a register of all delegations made under Division 4 of the Act to the CEO and to employees?	Yes
Completed	12. s.5.46(2) - Were all delegations made under Division 4 of the Act reviewed by the delegator at least once during the 2021/2022 financial year?	Council to CEO Delegations were reviewed 13 October 2021 (C2110/057). CEO to Officer Delegations were reviewed in the 2021/2022 financial year, however this review was not documented in the register.

Completed	13. s.5.46(3), Admin Reg 19 - Did all persons exercising a delegated power or duty under the Act keep, on all occasions, a written record in accordance with Local Government (Administration) Regulations 1996, regulation 19?	Yes
Details of outcome	The City has complied with the requirements of the Local Government Act and Regulations in relation to Delegation of Power/Duty with the exception of Question 12: The CEO to Officer delegations were reviewed in the 2021/2022 financial year, however this was not documented in the register. New procedures are now in place, reflecting a system improvement in this area (implementation of Attain).	

C01-016 Commercial Enterprise by Local Governments		
Description	Commercial Enterprise by Local Governments	
Position responsible	Acting Director Finance and Corporate Services	
Checklist and outcome		
Completed	1.s3.59(2)(a) F&G Regs 7,9,10 - Has the local government prepared a business plan for each major trading undertaking that was not exempt in 2022?	Not applicable - major trading undertaking was undertaken in the reporting period
Completed	2. s3.59(2)(b) F&G Regs 7,8A, 8, 10- Has the local government prepared a business plan for each major land transaction that was not exempt in 2022?	Not applicable - no major land transactions were undertaken during the reporting period
Completed	3. s3.59(2)(c) F&G Regs 7,8A, 8,10- Has the local government prepared a business plan before entering into each land transaction that was preparatory to entry into a major land transaction in 2022?	Not applicable - no land transactions were undertaken during the reporting period
Completed	4. s3.59(4) - Has the local government complied with public notice and publishing requirements for each proposal to commence a major trading undertaking or enter into a major land transaction or a land transaction that is preparatory to a major land transaction for 2022?	Not applicable - no major trading or land transactions were undertaken in the reporting period
Completed	5. s3.59(5) - During 2022, did the council resolve to proceed with each major land transaction or trading undertaking by absolute majority?	Not applicable - no major land transaction or trading undertaking were undertaken during the reporting period
Details of outcome	The City has complied with the Local Government Act and Regulations in relation to Commercial Enterprises by Local Government.	

C01-017 Local Government Employees		
Description	Local Government Employees	
Position responsible	Acting Director Finance and Corporate Services	
Checklist and outcome		
Completed	1. s5.36(4) & s5.37(3) Admin Reg 18A - Were all CEO and/or senior employee vacancies advertised in accordance with Local Government (Administration) Regulations 1996, regulation 18A?	Yes
Completed	2. Admin Reg 18E - Was all information provided in applications for the position of CEO true and accurate?	Yes
Completed	3. Admin Reg 18F - Was the remuneration and other benefits paid to a CEO on appointment the same remuneration and benefits advertised for the position under section 5.36(4) of the Local Government Act 1995?	Yes
Completed	4. s5.37(2) - Did the CEO inform council of each proposal to employ or dismiss senior employee?	Not applicable - no senior employees were employed or dismissed in the reporting period.
Completed	5. s5.37(2) - Where council rejected a CEO's recommendation to employ or dismiss a senior employee, did it inform the CEO of the reasons for doing so?	Not applicable - no senior employees were employed or dismissed in the reporting period.
Details of outcome	The City has complied with the requirements of the Local Government Act and Regulations in relation to Local Government Employees	

C01-018 Official Conduct		
Description	Official Conduct	
Position responsible	Acting Director Finance and Corporate Services	
Checklist and outcome		
Completed	1. s5.120 - Has the local government designated an employee to be its complaints officer?	Yes - the employee holding the position of Director, Finance and Corporate Services
Completed	2. s5.121(1) & (2) - Has the complaints officer for the local government maintained a register of complaints which records all complaints that resulted in a finding under section 5.110(2)(a) of the Local Government Act 1995?	Yes
Completed	3. S5.121(2) - Does the complaints register include all information required by section 5.121(2) of the Local Government Act 1995?	Yes
Completed	4. s5.121(3) - Has the CEO published an up-to-date version of the register of the complaints on the local government's official website?	Yes
Details of outcome	The City is compliant with the requirements of the Local Government Act and Regulations in relation to Official Conduct	

C01-023 Disclosure of Interest		
Description	Disclosure of Interest	
Position responsible	Acting Director Finance and Corporate Services	
Checklist and outcome		
Completed	1. s5.67 - Where a council member disclosed an interest in a matter and did not have participation approval under sections 5.68 or 5.69 of Local Government Act 1995, did the council member ensure that they did not remain present to participate in discussion or decision making relating to the matter?	Yes
Completed	2. s5.68(2) & s5.69(5) Admin Reg 21A - Were all decisions regarding participation approval, including the extent of participation allowed and, where relevant, the information required the Local Government (Admin) Regulations 21A, recorded in the minutes of the relevant council or committee meeting?	Yes
Completed	3. s5.73 - Were disclosures under section sections 5.65, 5.70 or 5.71A(3) of the Local Government Act 1995 recorded in the minutes of the meeting at which the disclosures were made?	Yes
Completed	4. s5.75 Admin Reg 22, Form 2 - Was a primary return in the prescribed form lodged by all relevant persons within three months of their start day?	Yes
Completed	5. s5.76 & Admin Reg 23, Form 3 - Was an annual return in the prescribed form lodged by all relevant persons by 31 August?	Yes
Completed	6. s5.77 - On receipt of a primary or annual return, did the CEO, or the mayor/president, give written acknowledgment of having received the return?	Yes

Completed	7. s5.88(1) & (2)(a) - Did the CEO keep a register of financial interests which contained the returns lodged under sections 5.75 and 5.76 of the Local Government Act 1995?	Yes
Completed	8. s5.88(1) & (2)(b) Admin Reg 28 - Did the CEO keep a register of financial interests which contained a record of disclosures made under sections 5.65, 5.70, 5.71 and 5.71A of the Local Government Act 1995, in the form prescribed in Local Government (Administration) Regulations 1996, regulation 28	Yes
Completed	9. s5.88(3) - When a person ceased to be a person required to lodge a return under sections 5.75 and 5.76 of the Local Government Act 1995, did the CEO remove from the register all returns relating to that person?	Yes
Completed	10. s5.88(4) - Have all returns removed from the register in accordance with section 5.88(3) of the Local Government Act 1995 been kept for a period of at least five years after the person who lodged the return(s) ceased to be a person required to lodge a	Yes
Completed	11. s5.89A(1), (2) & (3) Admin Reg 28A - Did the CEO keep a register of gifts which contained a record of disclosures made under sections 5.87A and 5.87B of the Local Government Act 1995, in the form prescribed in the Local Government (Administration) Regulations 1996, regulation 28A?	Yes
Completed	12. s5.89A(5) & (5A) - Did the CEO publish an up-to-date version of the gift register on the local government's website?	Yes
Completed	13. s5.89A(6) - When people cease to be a person who is required to make a disclosure under section 5.87A or 5.87B of the Local Government Act 1995, did the CEO remove from the register all records relating to those people?	Yes
Completed	14. s5.89A(7) - Have copies of all records removed from the register under section 5.89A(6) Local Government Act 1995 been kept for a period of at least five years after the person ceases to be a person required to make a disclosure?	Yes







Completed	15. s5.70(2) & (3) - Where an employee had an interest in any matter in respect of which the employee provided advice or a report directly to council or a committee, did that person disclose the nature and extent of that interest when giving the advice or report?	Yes
Completed	16.s5.71A & s5.71B(5)Where council applied to Minister to allow CEO to provide advice or a report to which a disclosure under s5.71A(1) of the Act relates, did application include details of nature of the interest disclosed & any information required by the Minister for the purpose of application?	No applications were made during the reporting period
Completed	17. s5.71B(6) & s5.71B(7) - Was any decision made by the Minister under subsection 5.71B(6) of the Local Government Act 1995 recorded in the minutes of the council meeting at which the decision was considered?	No such decision was made during the reporting period
Completed	18. s5.104(1) - Did the local government prepare and adopt, by absolute majority, a code of conduct to be observed by council members, committee members and candidates within 3 months of the prescribed model code of conduct coming into operation (3 February 2021)?	Yes - 28 April 2021 (C2104/082)
Completed	19. s5.104(3) & (4) - Did the local government adopt additional requirements in addition to the model code of conduct? If yes, does it comply with section 5.104(3) and (4) of the Local Government Act 1995?	No additional requirements were adopted
Completed	20. s5.104(7) - Has the CEO published an up-to-date version of the code of conduct for employees on the local government's website?	Yes
Completed	21. s5.51A(1) & (3) - Has the CEO prepared and implemented a code of conduct to be observed by employees of the local government in accordance with section 5.51A(1) of the Local Government Act 1995?	Yes - CEO endorsement - 24 May 2021
Details of outcome	The City has complied with the requirements of the Local Government Act and Regulations in relation to Disclosures of Interest	

C01-024 Optional Questions		
Description	Optional Questions	
Position responsible	Acting Director Finance and Corporate Services	
Checklist and outcome		
Completed	1. FM Reg 5(2)(c) - Did the CEO review the appropriateness & effectiveness of the local government's financial management systems & procedures in accordance with FM Reg 5(2)(c) within the 3 years prior to 31 Dec 2022? If yes, please provide the date of council's resolution to accept the report.	Yes - 12 May 2021 (C2105/093)
Completed	2. Audit Reg 17-Did CEO review appropriateness & effectiveness of LG's systems & procedures in relation to risk management, internal control & legislative compliance in accordance with Reg 17 within 3 financial years prior to 31/12/22? If yes provide date of council's resolution to accept report	Yes - 10 June 2020 (C2006/043)
Completed	3. s5.87C - Where a disclosure was made under sections 5.87A or 5.87B of the Local Government Act 1995, were the disclosures made within 10 days after receipt of the gift? Did the disclosure include the information required by section 5.87C of the Act?	Yes
Completed	4. s5.90A(2) & (5) - Did the local government prepare, adopt by absolute majority and publish an up-to-date version on the local government's website, a policy dealing with the attendance of council members and the CEO at events ?	Policy adopted 12 August 2020 with a 3 year review cycle - review scheduled prior to August 2023
Completed	5. s5.96A(1), (2), (3) & (4) - Did the CEO publish information on the local government's website in accordance with sections 5.96A(1), (2), (3), and (4) of the Local Government Act 1995?	Yes

Completed	6. s5.128(1) - Did the local government prepare and adopt (by absolute majority) a policy in relation to the continuing professional development of council members?	Yes - Policy adopted 25 January 2022. Scheduled for review prior to the 2023 LG Elections
Completed	7. s5.127 - Did the local government prepare a report on the training completed by council members in the 2021/2022 financial year and publish it on the local government's official website by 31 July 2022?	A report on the training completed by council members in the 2021/2022 financial year was prepared, but not published by 31st July 2022. The report is now published.
Completed	8. s6.4(3) - By 30 September 2022, did the local government submit to its auditor the balanced accounts and annual financial report for the year ending 30 June 2022?	Yes
Completed	9. s.6.2(3) - When adopting the annual budget, did the local government take into account all its expenditure, revenue and income?	Yes
Details of outcome	The City has complied with the requirements of the Local Government Act and Regulations in relation to these Optional Questions, with the exception of Question 7: a report on the training undertaken by Elected Members in the 2021/2022 financial year was prepared, but not published by 31st July 2022. The report is now published.	

C01-025 Integrated Planning and Reporting		
Description	Integrated Planning and Reporting	
Position responsible	Acting Director Finance and Corporate Services	
Checklist and outcome		
Completed	1. Admin Reg 19C - Has the local government adopted by absolute majority a strategic community plan? If Yes, please provide the adoption date or the date of the most recent review in the Comments section?	Yes - 9 June 2021 (C2106/118)
Completed	2. Admin Reg 19DA(1) & (4) - Has the local government adopted by absolute majority a corporate business plan? If Yes, please provide the adoption date or the date of the most recent review in the Comments section?	Yes - 11 August 2021 (C2108/167)
Completed	3. Admin Reg 19DA(2) & (3) - Does the corporate business plan comply with the requirements of Admin Reg 19DA(2) & (3)?	Yes
Details of outcome	The City is compliant with the requirements of the Local Government Act and Regulations in relation to Integrated Planning and Reporting	

12.5 Finance Committee - 8/3/2023 - FINANCIAL ACTIVITY STATEMENTS - YEAR TO DATE AS AT 31 JANUARY 2023

STRATEGIC THEME	LEADERSHIP - A Council that connects with the community and is accountable in its decision making.
STRATEGIC PRIORITY	4.2 Deliver governance systems that facilitate open, ethical and transparent decision making.
SUBJECT INDEX	Financial Activity Statements
BUSINESS UNIT	Financial Services
REPORTING OFFICER	Manager Financial Services - Paul Sheridan
AUTHORISING OFFICER	Acting Director, Finance and Corporate Services - Sarah Pierson
NATURE OF DECISION	Executive: Substantial direction setting, including adopting budgets, strategies, plans and policies (excluding local planning policies); funding, donations and sponsorships; reviewing committee recommendations
VOTING REQUIREMENT	Simple Majority
ATTACHMENTS	Attachment A Investment Report - January 2023   Attachment B Loan Schedule - January 2023   Attachment C Financial Activity Statement - January 2023  

This item was considered by the Finance Committee at its meeting on 8/3/2023, the recommendations from which have been included in this report.

COMMITTEE RECOMMENDATION

That the Council receives the statutory financial activity statement reports for the period ending 31 January 2023, pursuant to Regulation 34(4) of the *Local Government (Financial Management) Regulations 1996*.

OFFICER RECOMMENDATION

That the Council receives the statutory financial activity statement reports for the period ending 31 January 2023, pursuant to Regulation 34(4) of the *Local Government (Financial Management) Regulations 1996*.

EXECUTIVE SUMMARY

Pursuant to Section 6.4 of the *Local Government Act 1995* (the Act) and Regulation 34(4) of the *Local Government (Financial Management) Regulations 1996* (the Regulations), a local government is to prepare, on a monthly basis, a statement of financial activity that reports on the City's financial performance in relation to its adopted / amended budget.

This report has been compiled to fulfil the statutory reporting requirements of the Act and associated Regulations, whilst also providing the Council with an overview of the City's financial performance on a year to date basis, for the period ending 31 January 2023.

BACKGROUND

The Regulations detail the form and manner in which financial activity statements are to be presented to the Council on a monthly basis, and are to include the following:

- Annual budget estimates
- Budget estimates to the end of the month in which the statement relates
- Actual amounts of revenue and expenditure to the end of the month in which the statement relates

- Material variances between budget estimates and actual revenue/expenditure (including an explanation of any material variances)
- The net current assets at the end of the month to which the statement relates (including an explanation of the composition of the net current position)

Additionally, and pursuant to Regulation 34(5) of the Regulations, a local government is required to adopt a material variance reporting threshold in each financial year. At its meeting on 3rd August 2022, the Council adopted (C2208/198) the following material variance reporting threshold for the 2022/23 financial year:

That pursuant to Regulation 34(5) of the Local Government (Financial Management) Regulations, the Council adopts a material variance reporting threshold with respect to financial activity statement reporting for the 2022/23 financial year as follows:

- *Variances equal to or greater than 10% of the year to date budget amount as detailed in the Income Statement by Nature and Type/Statement of Financial Activity report, however variances due to timing differences and/or seasonal adjustments are to be reported only if not to do so would present an incomplete picture of the financial performance for a particular period; and*
- *Reporting of variances only applies for amounts greater than \$50,000.*

OFFICER COMMENT

In order to fulfil statutory reporting requirements and to provide the Council with a synopsis of the City's overall financial performance on a year to date basis, the following financial reports are attached hereto:

Statement of Financial Activity

This report provides details of the City's operating revenues and expenditures on a year to date basis, by nature and type (i.e. description). The report has been further extrapolated to include details of non-cash adjustments and capital revenues and expenditures, to identify the City's net current position; which reconciles with that reflected in the associated Net Current Position report.

Net Current Position

This report provides details of the composition of the net current asset position on a full year basis, and reconciles with the net current position as per the Statement of Financial Activity.

Capital Acquisition Report

This report provides full year budget performance (by line item) in respect of the following capital expenditure activities:

- Land and Buildings
- Plant and Equipment
- Furniture and Equipment
- Infrastructure

Reserve Movements Report

This report provides summary details of transfers to and from reserve funds, and associated interest earnings on reserve funds, on a full year basis.

Additional reports and/or charts can be provided as required to further supplement the information comprised within the statutory financial reports.

Comments on Financial Activity to 31 January 2023

The Statement of Financial Activity (FAS) for the year to date (YTD) shows an overall Net Current Position of \$21.3M as opposed to the YTD budget of \$12.6M. This represents a positive variance of \$8.7M YTD.

The following table summarises the major YTD variances that appear on the face of the FAS, which, in accordance with Council's adopted material variance reporting threshold, collectively make up the above difference. Each numbered item in this lead table is explained further in the report.

Description	2022/23 Actual YTD \$	2022/23 Amended Budget YTD \$	2022/23 Amended Budget \$	2022/23 YTD Bud Variance %	2022/23 YTD Bud Variance \$	Change in Variance Current Month \$
Revenue from Ordinary Activities				7.71%	5,579,047	780,096
1. Operating Grants, Subsidies and Contributions	2,047,897	1,450,561	3,432,638	41.18%	597,336	(60,364)
2. Fees & Charges	16,065,891	12,368,530	19,894,021	29.89%	3,697,361	565,183
3. Other Revenue	2,208,119	1,218,120	351,906	81.27%	989,999	911,751
4. Interest Earnings	329,519	217,230	2,019,250	51.69%	112,289	(652,427)
Expenses from Ordinary Activities				(12.95%)	(5,764,512)	(1,730,296)
5. Materials & Contracts	(10,882,820)	(6,992,494)	(22,222,577)	(55.64%)	(3,890,326)	(937,213)
6. Utilities (Gas, Electricity, Water etc)	(1,430,656)	(1,262,066)	(2,876,680)	(13.36%)	(168,590)	(12,573)
7. Insurance Expenses	(869,528)	(636,153)	(652,369)	(36.69%)	(233,375)	(73)
8. Other Expenditure	(1,990,253)	(1,682,482)	(7,677,546)	(18.29%)	(307,771)	(434,509)
9. Non-Operating Grants, Subsidies and Contributions	4,048,366	594,396	31,932,301	581.09%	3,453,970	116,400
Capital Revenue & (Expenditure)				9.81%	3,106,738	(408,426)
10. Land & Buildings	(7,791,427)	(9,595,208)	(40,900,690)	18.80%	1,803,781	949,985
Plant & Equipment	(880,224)	(17,273)	(3,711,873)	(4995.95%)	(862,951)	(103,365)
Furniture & Equipment	(549,205)	(463,573)	(1,088,664)	(18.47%)	(85,632)	(74,288)
Infrastructure	(7,838,878)	(10,336,072)	(23,731,521)	24.16%	2,497,194	(1,157,831)
11. Proceeds from Sale of Assets	0	152,352	613,452	(100.00%)	(152,352)	(17,000)
12. Proceeds from New Loans	6,500,000	0	6,750,000	100.00%	6,500,000	0
13. Transfer to Restricted Assets	(16,231,401)	0	0	(100.00%)	(16,231,401)	(23,084)
14. Transfer from Restricted Assets	8,919,746	0	12,811,794	100.00%	8,919,746	178,789
15. Transfer from Reserves	3,190,034	2,131,966	38,340,293	49.63%	1,058,068	(6,526)

3. Other Revenue

Ahead of YTD budget by \$990K, or 81.3%, mainly due to the items listed in the table below:

Cost Centre Code	Cost Centre Code Description	Actual YTD \$	Amended Budget YTD \$	Variance YTD \$	Variance YTD %	Change in Variance Current Month \$
<u>Finance & Corporate Services</u>		45,731	18,173	27,558	151.6%	1,167
1034	General Purpose Funding	22,137	7,336	14,801	201.8%	-
Timing variance due to budget spread. The actual amount received is representative of prior year's ESL administration fees received.						
1037	Customer Service	23,779	10,229	13,549	132.5%	2,140
This account relates to Cemetery memorials, where there has been higher demand year to date, and the Sale of Number plates which has also had much higher demand than anticipated.						
<u>Community & Commercial Services</u>		45,875	1,418	44,457	3134.8%	(330)
1007	Airport Operations	37,643	591	37,052	6264.6%	-
The City is the airfield representative for ABP and on occasion will process fuel sales on their behalf. The funds are then paid onto ABP. There has been higher activity levels in this area than initially anticipated.						
<u>Planning & Development Services</u>		38,504	73,268	(34,764)	(47.4%)	(1,453)
1054	Ranger & Emergency Management	22,248	68,440	(46,193)	(67.5%)	(3,223)
Main variances include: <ul style="list-style-type: none"> • Fire Prevention DFES – under \$18K: Change in allocation in budget – ESL commission is now allocated to Finance due to the administration of this funding sitting within the responsibilities of this business area. • Parking Control – \$17K under: income dependent on number of parking offences. There had been a decrease in scheduled patrols due to staff absences, also fewer patrols and infringements in Dunsborough due to road works resulting in temporary reduction in parking bays. 						
<u>Engineering & Works Services</u>		181,464	124,371	57,093	45.9%	34,657
1024	Waste & Fleet Management	173,256	117,927	55,329	46.9%	38,296
Positive variance due to increased revenue from Waste Facilities receiving volumes above the forecasted amounts.						

4. Interest Earnings

\$112K better than YTD budget due to much higher than expected interest rates, plus a higher than forecast cash on hand position in comparison to previous years. This is due mainly to the earlier than forecast application and receipt of the budgeted Saltwater construction project loans cash, and subsequent re-investment in term deposits (due to rising rates).

Expenses from Ordinary Activities

Expenditure from ordinary activities is \$5.8M, or 13%, more than expected when compared to the budget YTD. The expense line items on the face of the financial statement that have a YTD variance that meet the material reporting threshold are outlined below.

5. Materials & Contracts

\$3.9M, or 55.6%, over the budget YTD. The main contributing items are listed below:

[illegible]

Cost Centre Code	Cost centre Code Description	Actual YTD \$	Amended Budget YTD \$	Variance YTD \$	Variance YTD %	Change in Variance Current Month \$
1025	Fleet Management	1,320,954	-	(1,320,954)	100.0%	(288,256)
The YTD budget figure is not correctly reflected in the accounts; that aside 7/12 th of the annual budget equals \$1.295m and thus YTD costs are tracking at \$25k over budget YTD at \$1.320m. Fuel & Oil fleet costs have fluctuated throughout the year with an interim mid-year review indicating an estimated \$40-\$50k over budget position at that time. Historically the amount of diesel used across the City increase in the second half of the year, in line with an increase in civil construction activities. Thus, this variance may increase although the price of diesel seems to have moderated recently with some small decreases in price. Efforts will be made to plan and manage any over expenditure against other Fleet related costs that can be deferred.						
1055	Rural Verge and Firebreak Maintenance	-	202,223	202,223	100.0%	28,889
\$463k has been budgeted for a phased approach to the creation of an in-house Tree Care team over two financial years. This being the first year, \$346k of the budget has been assigned to contractor based works until plant and equipment is procured. Contractor cost incurred in relation to Storm damage have been reallocated in the following February period, thus there will be costs reported against this budget in the following month.						

6. Utilities (Gas, Electricity, Water etc)

In total, over budget by \$169K YTD, broken down as follows:

Description	FY Budget Expense	YTD Budget Expenses	YTD Actual Expenses	YTD Variance
3500 - Electricity	1,814,016	837,617	1,067,120	(229,503)
3505 - Gas - Reticulated	4,971	1,989	1,308	681
3506 - Gas - LPG Bottled	16,041	-	9,258	(9,258)
3507 - Gas - Alinta Boiler Gas (BJTP)	5,843	1,850	1,660	189
3510 - Water Consumption	491,504	100,833	106,507	(5,675)
3511 - Water Meter Rental & Supply Charge	86,520	24,009	32,007	(7,999)
3513 - Sewerage Volume Charges	32,134	31,468	12,915	18,553
3514 - Sewerage Charge (Rates)	98,871	82,384	41,947	40,437
3520 - Office Telephones, Faxes & Internet	96,909	53,651	55,840	(2,189)
3521 - Public WIFI	40,693	25,458	25,153	305
3522 - Mobile Devices Costs	102,395	56,350	37,089	19,260
3524 - Other Telecommunication & Network Costs	86,783	46,460	39,851	6,609
	2,876,680	1,262,066	1,430,656	(168,590)

The electricity charges are significantly over budget YTD due to the entire year budgets for GLC and NCC being allocated to June (tracking well compared to full year budget of \$223K), as well as budget timing for Street Lighting.

Gas is over budget due to the budget timing allocated to the end of the year. Spend is on track to meet or be under budget by year end

Between Water Consumption & Water Rental & Supply charges, the YTD overspend to budget is also attributable to budget timing, with actual charges YTD on track to coming in under the full year budget by year end.

Sewerage charges and rates are significantly under budget YTD due to delays in allocating the annual notices, which have in fact been received and paid. This variance will rectify in the subsequent months.

Telecommunications, internet and network costs are under YTD due to billing lags in relation to the mobile account. It is expected to come in close to budget by year end.

7. Insurance Expenses

The full year budget for all insurance is \$1.32M, split \$652K in Insurance Expenses and \$672K in Employment Costs. Insurance costs that are categorised in the operational nature & type are \$233K over budget YTD, and are expected to be \$217K over by year due to the timing of the budget allocation and that fact that all premiums have been paid). Apart from rising insurance costs globally, the biggest cause for this over spend is the significantly higher than expected asset values, which are used by the insurers in setting premiums, that arose from the organisation wide independent asset revaluation conducted in early 2022.

This is outlined in the table below:

Description	FY Budget Expense	YTD Budget Expenses	YTD Actual Expenses	Variance to FY Budget	Variance to YTD Budget
3565 - Art Works Insurance	1,969	1,801	8,547	(6,578)	(6,746)
3566 - Building Insurance	140,111	131,816	308,288	(168,177)	(176,472)
3568 - Electronic Equipment Insurance	1,298	1,298	4,036	(2,738)	(2,738)
3569 - Insurance Excess	-	-	1,000	(1,000)	(1,000)
3570 - Machinery Breakdown Insurance	796	796	22,139	(21,343)	(21,343)
3571 - Marine Crafts Insurance	251	-	1,654	(1,403)	(1,654)
3572 - Motor Vehicle & Plant Insurance	40,127	38,996	102,598	(62,471)	(63,602)
3573 - Multi Risk Insurance	21,747	16,846	35,989	(14,242)	(19,143)
3575 - Public Liability Insurance	398,824	399,239	339,962	58,862	59,277
3576 - Other General Insurance Costs	45,948	44,063	29,547	16,401	14,516
3577 - Cyber Liability	1,298	1,298	15,769	(14,471)	(14,471)
Total	652,369	636,153	869,528	(217,159)	(233,375)

Cost Centre Code	Cost Centre Code Description	Actual YTD \$	Amended Budget YTD \$	Variance YTD \$	Variance YTD %	Change in Variance Current Month \$
1009	Community & Recreation Management	149,440	986	(148,454)	(15059.1%)	(40,838)
The variance is timing related with the total budget for the year allocated to June 2023. YTD actuals are within budget based on an even spread.						
1011	Leisure Centres	28,298	3,283	(25,015)	(761.9%)	282
The variance is timing related due to spread of the budget. Actual expenditure to date totalling \$28.3K represents 53% of the other expenses budget and is reflective of being 7/12 through the FY.						
<u>Planning and Development Services</u>		76,783	58,797	(17,986)	(30.6%)	11,304
1045	Planning Administration Support	-	10,177	10,177	100.0%	8,514
Funds are for the Busselton & Dunsborough Centres Refurbishment Subsidy Programme. The City has not undertaken an EOI programme this financial year, as a result, no applications for funding assistance have been received.						
1052	Environmental Management	13,565	-	(13,565)	100.0%	-
Actuals relate to the Enviro Rate Rebates, and are budget in a different area. This will be rectified in February.						
1054	Ranger & Emergency Services	14,567	3,945	(10,622)	(269.3%)	879
\$6K relates to a spend against Rangers for contributions to another LG for LSL. The remainders relates to earlier than anticipated spending on supplies for the various brigades, compared to the months where the budget is allocated.						
<u>Engineering and Works Services</u>		67,101	57,037	(10,065)	(17.6%)	(4,140)
1019	Facilities Maintenance	34,941	18,089	(16,851)	(93.2%)	(11,449)
The variance in Facilities is due to greater ESL levies being paid than was originally budgeted for. The variance in Donations, contributions and subsidies is the contribution the City pay to MRBTA for our share of the cleaning costs – This is allowed for in the operational budget and an overall overspend is not anticipated.						

9. Non-Operating Grants, Subsidies & Contributions

The positive variance of \$3.5M is mainly due to the items in the table below. It should be noted that any negative variance in this area will approximately correlate to an offsetting positive underspend variance in a capital project tied to these funding sources. This can be seen in the section below that outlines the capital expenditure variances. Where this is not the case, the reconciliation of the projects and the required funding to be recognised in revenue is not completed until closer to year end.

The overall positive variance however, due to certain projects in the table below, is due to a reimbursement of the municipal fund required for cashflow purposes a lot earlier than was initially budgeted.

Revenue Code	Revenue Code Description	Actual YTD \$	Amended Budget YTD \$	Variance YTD \$	Variance YTD %	Change in Variance Current Month \$
<u>Finance and Corporate Services</u>		76,801	-	76,801	100.0%	4,000
1033	Financial Services	7,801	-	7,801	100.0%	-
1041	Land and Property Leasing	69,000	-	69,000	100.0%	4,000

Project Code	Project Code Description	Actual YTD \$	Amended Budget YTD \$	Variance YTD \$	Variance YTD %	Change in Variance Current Month \$
10589	Airport Construction, Existing Terminal Upgrade(C)	274,962	-	(274,962)	(100%)	(14,763)
This includes the terminal departures lounge expansion and office / training room transportable projects. The total costs of these projects will be larger than budgeted (all of which has been allocated to the June period), and subject to a Budget Amendment report.						
10622	Bovell Construction of Change rooms(C)	84,663	72,394	(12,269)	(17%)	(35,212)
Project was completed in Dec. 2022. Currently awaiting final invoice. It is expected that project will go over by approximately \$15K.						
10642	Dunsborough Lakes Sporting Precinct- Pavilion/Changeroom F(C)	11,720	1,284,775	1,273,055	99%	(68)
The variance is attributable to the Pavilion being re-scoped with the project currently on hold. The City has recently been informed that it has not been successful in secured external State Government grant funding at this time. A future budget amendment will be prepared for Council covering all elements of this project, with the pavilion likely to be removed from this year's budget.						
10688	Depot Washdown Facility Upgrades(C)	-	76,700	76,700	100%	-
The YTD variance related to infrastructure upgrades to the City's Barlee St. Depot vehicle and plant wash-down bay, whereby new equipment will be purchased to treat and improve post wash-down water quality. Documentation to go out to market has been prepared with the aim of delivering this project this FY.						
10788	GLC Building Improvements(C)	54,403	326,172	271,768	83%	16,828
This is a timing issue only – the funds will be fully expended by EOFY.						
10972	Churchill Park Renew Sports Lights(C)	215,392	188,252	(27,140)	(14%)	-
This project is now complete with a \$27k budget overrun. City Officers will endeavour to offset this overspend against an equivalent underspend or net over and under spends between projects of a like type.						
12428	Re-use shop Busselton Transfer Station(C)	14,747	158,375	143,629	91%	143,629
This is a timing variance only at this stage, however tendered prices have recently been received that exceed the budget allocation. A briefing with Council will be arranged to discuss options and alternatives and to review the feasibility of this project continuing.						
12440	Energy Efficiency Initiatives (Various Buildings) (C)	31,814	88,254	56,440	64%	8,996
Variance is due to timing. The budget is planned to be expended by the end of the financial year.						
12457	Busselton Jetty Tourist Park Upgrade (C)	-	45,686	45,686	100%	-
The budget is for electrical compliance works that are scheduled to commence once the Park is not at 100% capacity.						
12791	Naturaliste Community Centre Fire Indicator Panel Renewal(C)	4,965	17,500	12,535	72%	2,500
Variance is due to timing. The budget is expected to be expended by the end of the financial year.						

Project Code	Project Code Description	Actual YTD \$	Amended Budget YTD \$	Variance YTD \$	Variance YTD %	Change in Variance Current Month \$
Various	Drainage	128,831	393,741	264,910	67%	26,497
The City has four Drainage related capital projects planned for the year budgeted for \$705K in total. \$120k was outlaid on the High View Road Drainage project in January. The project is in progress.						
Various	Regional Airport & Industrial Park Infrastructure	1,002,738	2,917	(999,821)	(34279%)	(4,474)
The Airfield Stage 2 account includes the public car park expenditure (\$251K) and project expenses (\$750K) - both are a timing issue compared to YTD budget allocations. It is expected that total actual expenditure for the year will come in very close to the budgeted full year amount for this area of \$1.37M.						

11. Proceeds from Sale of Assets

There is an YTD variance \$152K, as no asset sales have occurred YTD due to supply change issues in the changeover of vehicles and other plant items.

12. Proceeds from New Loans

There is an YTD variance \$6.5M as the budgeted final draw down on the borrowing for the Saltwater project occurred earlier than forecast due to the increasing interest rates.

13. Transfer to Restricted Assets

There is an YTD variance in transfers to Restricted Assets of \$16.2M because there is no budget at all for this item. The transfers are not possible to predict, and are fully reconciled only at year end.

At the time of budgeting it is not possible to predict what grants, contributions or developer bonds will be received, and in what timeframe, nor when they will be spent and hence potentially transferred to Restricted Assets (or unspent portions thereof).

Transfers to restricted assets are offset by the incoming receipt, be it a grant, contribution, subsidy or even loan proceeds, so the net impact on the Net Current Position is always nil (once full reconciliation has occurred at year end).

YTD, loans of \$8.5M were restricted for BPACC (following receipt of grant funds and the final tranche of borrowing), until utilized, as well as \$6M in various government grants, plus \$1.2M in Roadwork Bonds, \$43K in BJTP deposits, \$432K in developer contributions and \$25K in various other deposits and bonds.

14. Transfer from Restricted Assets

YTD, there has been \$8.9M transferred from Restricted Assets into the Municipal Account. The transfers are usually not possible to predict, and are fully reconciled only at year end. This was attributable to \$4.1M of the BPACC loan funding utilised, \$4M of grant money for works completed and reconciled, \$704K of Roadwork Bonds, and \$96K of various other bonds and deposits returned or utilised.

15. Transfer from Reserves

YTD, there has been \$1.1M more transferred from reserves than budgeted YTD, due to reconciliation of completed reserve funded works occurring earlier than forecast (usually done at year end), for some particularly large projects.

Investment Report

Pursuant to the Council's Investment Policy, a report is to be provided to the Council on a monthly basis, detailing the investment portfolio in terms of performance and counterparty percentage exposure of total portfolio. The report is also to provide details of investment income earned against budget, whilst confirming compliance of the portfolio with legislative and policy limits.

As at 31ST January 2023 the value of the City's invested funds increased from \$112.9M as at 31st December 2022 to \$113.1M.

As at 31st January 2023 the 11AM (an intermediary account which offers immediate access to the funds compared to the term deposits) account balance is \$7.0M, with no change from 31st December 2022.

During the month of December three term deposits totalling the amount of \$9.5M matured. These were renewed for a further 150 days at 3.74% on average.

The official cash rate remained the same during the month of January 2023 at 3.10%. Further increases are expected in the coming months further increasing the cash rate. This will result in higher interest earnings for the City, although future borrowings will incur higher rates also.

Borrowings Update

During the month no new loans were drawn, with \$98K paid off the principal and \$5K in interest on existing loans. The attached Loan Schedule outlines the status of all existing loans YTD.

Chief Executive Officer – Corporate Credit Card

Details of transactions made on the Chief Executive Officer's corporate credit card during January 2023 are provided below to ensure there is appropriate oversight and awareness.

Date	Payee	Description	\$ Amount
9/01/23	VIRGIN AUSTRALIA	FLIGHTS TO CANBERRA - ATTENDANCE AT RCA NATONAL DELEGATION MEETING – CEO	1,096.96
9/01/23	VIRGIN AUSTRALIA	FLIGHTS TO CANBERRA - ATTENDANCE AT RCA NATONAL DELEGATION MEETING - MAYOR HENLEY	1,096.96
8/01/23	COLES EXPRESS DUNS	FUEL - CEO VEHICLE	151.30
19/01/23	FAWNA INC.	DONATION OF FOOD COST - CYGNETS RESCUE & CALENDAR	230.00
19/01/23	WEST AUSTRALIAN	DIGITAL SUBSCRIPTION	28.00
30/01/23	DUNSBOROUGH POST OFFICE	NATIONAL POLICE CERTIFICATE APPLICATION - CEO	58.70
31/01/23	MAILCHIMP	ELECTRONIC NEWSLETTER	352.40
		TOTAL	3,014.32

Donations & Contributions Received

During the month no non-infrastructure asset (bridges, roads, POS etc), donations or contributions were received.

Statutory Environment

Section 6.4 of the Act and Regulation 34 of the Regulations detail the form and manner in which a local government is to prepare financial activity statements.

Relevant Plans and Policies

There are no relevant plans or policies to consider in relation to this matter.

Financial Implications

Any financial implications are detailed within the context of this report.

Stakeholder Consultation

No external stakeholder consultation was required or undertaken in relation to this matter.

Risk Assessment

An assessment of the potential implications of implementing the officer recommendation has been undertaken using the City's risk management framework, with risks assessed taking into account any controls already in place. No risks of a medium or greater level have been identified.

Options

The Statements of Financial Activity are presented in accordance with Section 6.4 of the Act and Regulation 34 of the Regulations and are to be received by Council. Council may wish to make additional resolutions as a result of having received these reports.

CONCLUSION

As at 31st January 2023, the City's net current position stands at \$21.3M, and cash reserve balances remain sufficient for their purposes.

TIMELINE FOR IMPLEMENTATION OF OFFICER RECOMMENDATION

Not applicable.



CITY OF BUSSETON - INVESTMENT PERFORMANCE REPORT

For the month of January 2023



11am Bank Account As at 31 January 2023

INSTITUTION	RATE	AMOUNT
ANZ 11am At Call Deposit	3.00%	\$ 7,000,000

Term Deposits - Miscellaneous Funds As at 31 January 2023

INSTITUTION	RATING	DAYS	MATURITY	RATE	AMOUNT
ANZ	AA	90	16-Apr-23	3.22%	\$ 3,500,000
WBC	AA	245	22-Feb-23	2.55%	\$ 1,500,000
WBC	AA	212	17-Jun-23	4.20%	\$ 1,500,000
Bendigo	BBB	180	22-Mar-23	3.80%	\$ 3,000,000
WBC	AA	212	06-Mar-23	3.46%	\$ 5,000,000
NAB	AA	180	17-Jun-23	4.25%	\$ 4,000,000
NAB	AA	180	26-Jul-23	4.25%	\$ 2,000,000
WBC	AA	243	24-Apr-23	3.74%	\$ 3,000,000
WBC	AA	215	24-Feb-23	3.47%	\$ 2,000,000
WBC	AA	212	29-Apr-23	4.33%	\$ 4,000,000
NAB	AA	180	15-Mar-23	3.80%	\$ 4,000,000
ANZ	AA	90	25-Mar-23	3.13%	\$ 3,000,000
ANZ	AA	212	25-May-23	3.59%	\$ 2,000,000
ANZ	AA	212	26-Mar-23	2.63%	\$ 4,000,000
WBC	AA	215	10-Feb-23	2.58%	\$ 4,000,000
NAB	AA	181	03-Apr-23	4.05%	\$ 3,000,000
NAB	AA	181	29-May-23	4.10%	\$ 3,000,000
NAB	AA	210	27-Feb-23	3.29%	\$ 4,000,000
ANZ	AA	90	10-Mar-23	3.05%	\$ 2,000,000
ANZ	AA	215	10-Feb-23	2.46%	\$ 3,000,000
CBA	AA	211	28-Apr-23	4.10%	\$ 5,000,000
MeBank	BBB	182	24-Apr-23	4.20%	\$ 2,000,000
BoQ	BBB	181	02-May-23	4.20%	\$ 2,000,000
BoQ	BBB	181	30-May-23	4.15%	\$ 2,000,000
ANZ	AA	181	29-Jul-23	3.75%	\$ 4,000,000
ANZ	AA	181	29-May-23	3.82%	\$ 2,000,000
CBA	AA	239	28-Jun-23	4.19%	\$ 3,000,000
WBC	AA	212	20-Apr-23	4.14%	\$ 4,000,000
WBC	AA	242	20-May-23	4.22%	\$ 4,000,000
WBC	AA	273	20-Jun-23	4.30%	\$ 4,000,000
CBA	AA	272	19-Jun-23	4.11%	\$ 5,000,000
CBA	AA	240	18-May-23	4.04%	\$ 5,000,000
Total of Term Deposits					103,500,000.00
Weighted Average Annual Rate of Return					3.74%

Airport Redevelopment Funds As at 31 January 2023

WA Treasury Corp. - Overnight Cash Deposit Facility	3.05%	\$ 606,219
---	-------	------------

Total of Airport Redevelopment Funds - WATC \$ 606,219

Total of Airport Redevelopment Funds - Bank Term Deposits		\$0
ANZ Cash Account	AA	\$ 784,422
Total of Airport Redevelopment Funds - Other		\$ 784,422
Total of Airport Redevelopment Funds		\$ 1,390,641

	Interest Received 2015/16	\$	609,666
	Interest Received 2016/17	\$	1,158,623
	Interest Received 2017/18	\$	631,835
	Interest Received 2018/19	\$	121,836
	Interest Received 2019/20	\$	43,093
	Interest Received 2020/21	\$	2,267
	Interest Received 2021/22	\$	1,626
	Interest Received 2022/23	\$	28,791
	Interest Accrued but not yet Received	\$	12,788
	Total Interest Airport Funds (Non-Reserve) at month's end	\$	2,610,525
	Interest Transferred out and held in City Reserve Account 136	\$	1,085,630
	Interest Transferred out to Municipal Funds	\$	35,482
	Interest Earnt (incl. Accrued) on Funds Held in City Reserve A/c 136	\$	95,763

(Note: Funds held with the WATC are in accordance with the Airport Redevelopment Funding Contract and the Foreshore Development Contract and are not held within the requirements of the City's Investment Policy 218)

SUMMARY OF ALL INVESTMENTS HELD	As at 1 year ago	As at 30 June 2022	As at 31 January 2023
11am Bank Account	\$ 14,000,000	\$ 11,500,000	\$ 7,000,000
11am Bank Account Interest - not yet fully processed	\$ -	\$ -	\$ 16,685
Term Deposits - Misc. Funds	\$ 83,501,572	\$ 81,500,000	\$ 103,500,000
Term Deposit Interest - not yet fully processed	\$ -	\$ -	\$ -
Airport Redevelopment - WATC Deposits	\$ 1,639,393	\$ 1,640,116	\$ 606,219
Airport Redevelopment - ANZ Cash A/c	\$ 784,422	\$ 784,422	\$ 784,422
Total of all Investments Held	\$ 99,925,387	\$ 95,424,539	\$ 111,907,326

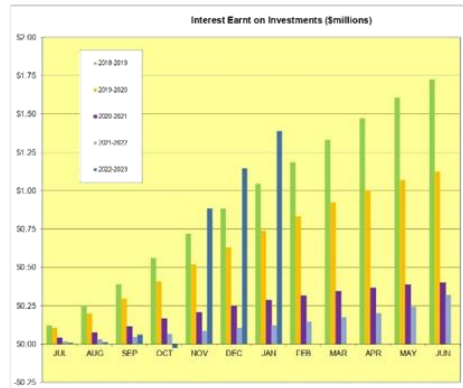
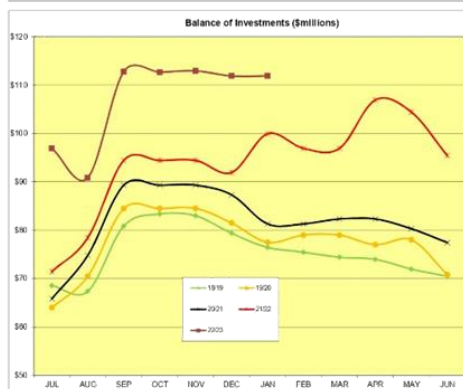
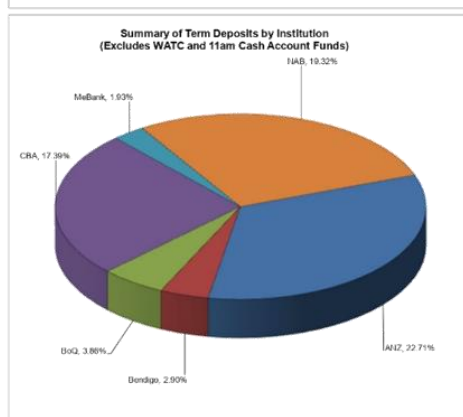
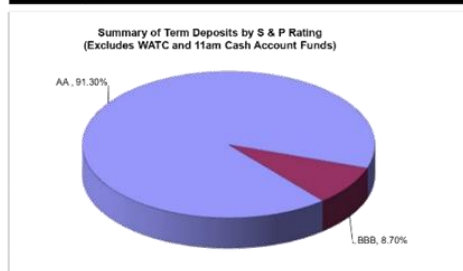
TOTAL INTEREST RECEIVED AND ACCRUED	\$ 121,714	\$ 319,405	\$ 1,389,223
INTEREST BUDGET	\$ 133,052	\$ 200,000	\$ 958,866

(Note: Interest figures relate to City general funds only and does not include interest allocated to specific areas such as the Airport Redevelopment)

Statement of Compliance with Council's Investment Policy 218

1. All funds are to be invested within legislative limits.	Fully Compliant
2. All individual funds held within the portfolio are not to exceed a set percentage of the total portfolio value.	Fully Compliant
3. The amount invested based upon the Fund's Rating is not to exceed the set percentages of the total portfolio.	Fully Compliant
4. The amount invested based upon the Investment Horizon is not to exceed the set percentages of the total portfolio.	Fully Compliant

Investment Graphs



City of Busseton
Loan Schedule - as at 31 January 2023

Purpose	Loan Number	Institution	Budgeted Interest Rate	Term (Years)	Expiry	Actual Interest Rate	2022/23 Actual New Loans	2022/23 Actual Principal Repayments	2022/23 Actual Balance of Principal Owning	2022/23 Actual Interest Repayments	Budget Principal 1 July 2022	2022/23 Budget New Loans	2022/23 Budget Principal Repayments	Budget Principal Outstanding 30 June 2023	2022/23 Budget Interest Repayments
			%			%	\$	\$	\$	\$	\$	\$	\$	\$	\$
Council Loans															
Administration															
Civic and Administration Centre	207	WATC	4.51	20	Jun-34	4.51		400,660	12,194,383	281,772	12,595,043		810,406	11,784,637	554,459
Other Property and Services															
Lot 40 Vasse Highway	210	WATC	3.61	10	Dec-25	3.61			850,000	15,343	850,000		-	850,000	30,685
Recreation and Culture															
Geothermal Heating GLC	202	WATC	3.98	10	Jun-23	3.98		31,396	32,024	1,107	63,421		63,421	(0)	1,585
Busseton Foreshore	204	WATC	4.36	15	Jun-29	4.36		37,370	567,293	12,979	604,663		75,559	529,104	25,139
GLC Extensions	205	WATC	3.92	10	Jun-24	3.92		67,927	211,913	5,154	279,840		137,191	142,649	8,969
Busseton Foreshore	209	WATC	3.45	12	Jun-27	3.45		282,290	2,778,910	53,239	3,061,200		569,628	2,491,572	101,430
Busseton Foreshore	211	WATC	2.55	8	Oct-24	2.55		294,476	709,341	17,329	1,003,817		393,889	609,928	21,851
Busseton Foreshore Jetty Precinct	215	WATC	3.25	10	Apr-28	3.25		121,488	1,473,991	25,927	1,595,480		244,951	1,350,529	49,879
Tennis Club Facility	216	WATC	3.25	10	Apr-28	3.25		133,637	1,621,390	28,519	1,755,027		269,446	1,485,581	54,867
Lot 10 Commonage Road	217	WATC	3.25	10	Apr-28	3.25		77,753	943,354	16,593	1,021,107		156,769	864,338	31,923
Busseton Tennis Club	218	WATC	2.21	10	Jun-29	2.21		60,203	846,112	9,849	906,314		121,072	785,242	19,031
Performing Arts / Convention Centre	225	WATC	1.46	10	Dec-31	2.10		228,301	4,545,775	49,506	4,774,076		459,005	4,315,071	96,611
Performing Arts / Convention Centre	226	WATC	2.02	15	Dec-36	2.39		141,198	4,719,274	57,553	4,860,472		284,085	4,576,387	113,418
Performing Arts / Convention Centre	228	WATC	3.86	20	Jun-42	3.86		83,883	4,916,117	129,101	5,000,000		169,393	4,830,607	190,515
Performing Arts / Convention Centre	229	WATC	3.77	17	Jun-39	3.77		106,121	4,893,879	125,949	5,000,000		214,251	4,785,749	185,387
Performing Arts / Convention Centre	230	Unknown	3.25	20	Dec-42	4.42	6,500,000				-	6,500,000	175,426	6,324,574	157,020
Transport															
Airport Jet A1 Installation	206	WATC	3.92	10	Jun-24	3.92		19,812	61,808	1,503	81,620		40,014	41,606	2,616
Airport Freight Hub Stage 1	219	WATC	2.21	10	Jun-29	2.21		71,280	1,001,796	11,661	1,073,076		143,350	929,726	22,532
							6,500,000	2,157,795	42,367,360	843,084	44,525,155	6,500,000	4,327,853	46,697,301	1,667,916
Self-Supporting Loans															
Recreation and Culture															
Busseton Bowling Club	199	WATC	5.98		Dec-20	5.98			-		-			-	
Busseton Football and Sportsman's Club	208	WATC	2.93	10.25	Apr-25	2.93		1,559	8,146	136	9,705		3,141	6,564	250
Dunsborough and Districts Country Club	212	WATC	3.04	10	May-27	3.04		5,721	55,570	932	61,291		11,530	49,761	1,776
Geographe Bay Yacht Club	213	WATC	3.04	10	May-27	3.04		5,019	48,745	817	53,764		10,114	43,650	1,558
Dunsborough and Districts Country Club	214	WATC	3.19	10	Sep-27	3.19		5,434	59,343	1,033	64,777		10,955	53,822	1,980
Busseton Tennis Club	220	WATC	1.37	7	Sep-26	1.37		3,542	27,348	206	30,889		7,107	23,782	387
Busseton Hockey Club Stadium	221	WATC	1.31	10	Jun-30	1.31		2,172	34,345	236	36,517		4,358	32,158	457
Busseton Golf Club	222	WATC	1.45	10	Jun-31	1.45		5,205	94,499	714	99,703		10,447	89,256	1,390
Dunsborough Bay Yacht Club	223	WATC	2.77	5	Dec-26	1.57		2,432	20,155	172	22,587		4,883	17,704	325
Geographe Bay Yacht Club	224	WATC	2.77	10	Dec-31	2.42		2,251	45,525	571	47,776		4,530	43,246	1,114
Community Groups 22/23 \$250K	New	Unknown	1.55	10	New				-		-	250,000	11,603	238,397	1,915
Economic Services															
MRBTA - Ancient Lands Discovery Park	227	WATC	2.77	10	Mar-32	2.77		55,021	1,167,752	16,753	1,222,773		110,808	1,111,965	32,742
							-	88,356	1,561,426	21,570	1,649,782	250,000	189,475	1,710,307	43,895
Total - Council and Self-supporting Loans							6,500,000	2,246,151	43,928,786	864,654	46,174,937	6,750,000	4,517,329	48,407,608	1,711,811

City of Busselton						
Statement of Financial Activity						
Year to Date As At 31 January 2023						
	2022/2023 Actual YTD	2022/2023 Amended Budget YTD	2022/2023 Original Budget YTD	2022/2023 Amended Budget	2022/2023 Original Budget	2022/23 YTD Bud (A) Variance
	\$	\$	\$	\$	\$	%
Revenue from Ordinary Activities						
Rates	57,259,253	57,077,192	57,077,192	57,741,408	57,741,408	0.32%
Operating Grants, Subsidies and Contributions	2,047,897	1,450,561	(212,959)	3,432,638	3,432,638	41.18%
Fees & Charges	16,065,891	12,368,530	12,368,530	19,894,021	19,894,021	29.89%
Other Revenue	2,208,119	1,218,120	1,218,120	351,906	351,906	81.27%
Interest Earnings	329,519	217,230	217,230	2,019,250	2,019,250	51.69%
Gain on Sale of Non-Current Asset	0	0	0	0	0	100.00%
Fair Value Adjustment to Assets	0	0	0	0	0	100.00%
	77,910,680	72,331,633	70,668,113	83,439,223	83,439,223	7.71%
Expenses from Ordinary Activities						
Employee Costs	(20,809,065)	(18,996,904)	(18,952,569)	(36,307,918)	(36,307,918)	-9.54%
Materials & Contracts	(10,882,820)	(6,992,494)	(6,566,423)	(22,222,577)	(22,164,077)	-55.64%
Utilities (Gas, Electricity, Water etc)	(1,430,656)	(1,262,066)	(1,262,066)	(2,876,680)	(2,876,680)	-13.36%
Depreciation on non current assets	(15,267,784)	(16,163,229)	(16,163,229)	(27,439,900)	(27,439,900)	5.54%
Insurance Expenses	(869,528)	(636,153)	(636,153)	(652,369)	(652,369)	-36.69%
Other Expenditure	(1,990,253)	(1,682,482)	(1,198,025)	(7,677,546)	(7,677,546)	-18.29%
Allocations	980,721	1,228,455	1,228,455	2,132,924	2,132,924	20.17%
	(50,269,385)	(44,504,873)	(43,550,010)	(95,044,066)	(94,985,566)	-12.95%
Borrowings Cost Expense						
Interest Expenses	(773,906)	(853,471)	(853,471)	(1,722,673)	(1,722,673)	9.32%
	(773,906)	(853,471)	(853,471)	(1,722,673)	(1,722,673)	9.32%
Non-Operating Grants, Subsidies and Contributions	4,048,366	594,396	594,396	31,932,301	31,102,583	581.09%
Profit on Asset Disposals	0	1,906	1,906	23,632	23,632	-100.00%
Loss on Asset Disposals	0	(17,919)	(17,919)	(45,550)	(45,550)	100.00%
	4,048,366	578,383	578,383	31,910,383	31,080,665	599.95%
Net Result	30,915,755	27,551,672	26,843,016	18,582,867	17,811,649	12.21%
Adjustments for Non-cash Revenue & Expenditure						
Depreciation	15,267,784	16,163,229	16,163,229	27,439,900	27,439,900	
Donated Assets	0	0	0	(5,740,000)	(5,740,000)	
(Profit)/Loss on Sale of Assets	0	16,012	16,012	21,918	21,918	
Allocations & Other Adjustments	(194,449)	0	0	0	0	
Deferred Pensioner Movements (Non-current)	(42,243)	0	0	0	0	
Recording of Employee Benefit and Other Provisions (NC)	0	0	0	0	0	
Deposit & Bonds Movements (cash backed NC)	508,586	0	0	0	0	
Future Obligations Net Movements (NC)	2,850,590	0	0	0	0	
Fair value and Gain on Sale Adjustment	0	0	0	0	0	
Capital Revenue & (Expenditure)						
Land & Buildings	(7,791,427)	(9,595,208)	(9,595,208)	(40,900,690)	(40,359,914)	18.80%
Plant & Equipment	(880,224)	(17,273)	(17,273)	(3,711,873)	(2,451,873)	-4995.95%
Furniture & Equipment	(549,205)	(463,573)	(463,573)	(1,088,664)	(1,048,664)	-18.47%
Infrastructure	(7,838,878)	(10,336,072)	(10,336,072)	(23,731,521)	(18,162,827)	24.16%
Proceeds from Sale of Assets	0	152,352	152,352	613,452	613,452	-100.00%
Proceeds from New Loans	6,500,000	0	0	6,750,000	6,750,000	100.00%
Self Supporting Loans - Repayment of Principal	88,356	88,356	88,356	189,476	189,476	0.00%
Total Loan Repayments - Principal	(2,246,151)	(2,304,154)	(2,304,154)	(4,517,329)	(4,517,329)	2.52%
Repayment Capital Lease	(227,362)	(208,824)	(208,824)	(250,974)	(250,974)	-8.88%
Advances to Community Groups	0	0	0	(250,000)	(250,000)	0.00%
Transfer to Restricted Assets	(16,231,401)	0	0	0	0	-100.00%
Transfer from Restricted Assets	8,919,746	0	0	12,811,794	12,811,794	100.00%
Transfer to Reserves	(11,480,935)	(11,101,755)	(11,101,755)	(24,582,032)	(24,477,257)	-3.42%
Transfer from Reserves	3,190,034	2,131,966	2,131,966	38,340,293	35,886,464	49.63%
Opening Funds Surplus/ (Deficit)	507,353	507,353	507,353	507,353	507,353	
Net Current Position - Surplus / (Deficit)	21,265,929	12,584,081	11,875,425	483,970	4,773,168	

City of Busselton

Net Current Position

Year to Date As At 31 January 2023

	2022/23 Actual	2022/23 Amended Budget	2022/23 Original Budget	2021/22 Actual
	\$	\$	\$	\$
<u>NET CURRENT ASSETS</u>				
<u>CURRENT ASSETS</u>				
Cash - Unrestricted	11,402,020	207,657	59,525	0
Cash - Restricted	113,562,769	71,390,158	73,739,212	97,960,213
Sundry Debtors	906,500	2,779,261	2,779,261	4,245,922
Rates Outstanding - General	10,913,083	120,739	120,739	120,738
Stock on Hand	926,708	900,000	900,000	935,800
	<u>137,711,079</u>	<u>75,397,815</u>	<u>77,598,737</u>	<u>103,262,673</u>
<u>LESS: CURRENT LIABILITIES</u>				
Bank Overdraft	0	0	0	304,759
Sundry Creditors	2,882,381	3,523,687	3,523,687	4,490,348
Obligations Liability (C)		2,800,000	2,800,000	2,999,485
Performance Bonds	4,578,024	4,069,438	4,069,438	4,069,438
	<u>7,460,405</u>	<u>10,393,125</u>	<u>10,393,125</u>	<u>11,864,030</u>
Current Position (inclusive of Restricted Funds)	130,250,675	65,004,690	67,205,612	91,398,643
Add: Cash Backed Obligations Liability (C)	0	2,800,000	2,800,000	2,999,485
Add: Cash Backed Liabilities (Deposits & Bonds)	4,578,024	4,069,438	4,069,438	4,069,438
Less: Cash - Restricted Funds	(113,562,769)	(71,390,158)	(73,739,212)	(97,960,213)
<u>NET CURRENT ASSET POSITION</u>	<u>21,265,929</u>	<u>483,970</u>	<u>335,838</u>	<u>507,353</u>

City of Busseton Capital Construction & Acquisitions Report For Period Ended 31 January 2023					
Project Code	Project Description	Actual YTD	Amended Budget YTD	Original Budget YTD	Budget Original
		\$	\$	\$	\$
Land					
12847	Purchase Sues Road(C)	-	-	-	500,000
12936	Property Services Administration(C)	-	-	-	50,000
		-	-	-	550,000
Buildings					
Aged Housing					
12231	Aged Housing Capital Improvements - Harris Road(C)	7,089	-	-	12,608
12233	Aged Housing Capital Improvements - Winderlup(C)	79,045	-	-	25,215
12234	Aged Housing Capital Improvements - Winderlup Court (City)(C)	24,420	49,000	49,000	49,000
		110,554	49,000	49,000	86,823
Saltwater					
10024	Performing Arts Convention Centre(C)	1,316	-	-	-
12471	BPACC - Construction(C)	6,119,752	6,681,444	6,681,444	11,453,899
12652	BPACC - Design of Structure / Professional Fees(C)	386,713	57,575	57,575	98,700
12779	BPACC - Contingency (C)	295,731	-	-	-
12780	BPACC - Landscaping (C)	472	-	-	-
12781	BPACC - Loose Furniture & Fittings (C)	20,481	-	-	-
12782	BPACC - Utility Costs (C)	58,819	-	-	-
12783	BPACC - IT Hardware & Software (C)	42,766	-	-	-
12916	BPACC - Construction(C)	-	-	-	550,000
12917	BPACC - Loose Furniture & Fittings(C)	982	-	-	250,000
12918	BPACC - Construction(C)	-	-	-	1,642,703
12919	BPACC - Construction - Funded Federal Government Grant(C)	-	-	-	2,799,000
12920	BPACC - Construction - Funded Loan(C)	-	-	-	6,500,000
12921	BPACC - Construction - Funded RA Unspent Loans(C)	-	-	-	7,187,000
12922	BPACC - Contingency - Funded RA Unspent Loans(C)	-	-	-	2,000,000
12923	BPACC - Design of Structure / Professional Fees - Funded (C)	-	-	-	670,000
12924	BPACC - Utility Costs - Funded RA Unspent Loans(C)	-	-	-	143,000
12925	BPACC - Construction - Funded Grant Community Program Pha(C)	-	-	-	1,923,000
12926	BPACC - Construction - Funded RIO Sponsorship(C)	-	-	-	250,000
12927	BPACC - Construction - Funded Building Asset Renewal Rese(C)	-	-	-	130,000
12928	BPACC - IT Hardware & Software - Funded Corporate IT Syst(C)	-	-	-	75,000
12929	BPACC - Landscaping - Funded Parks, Gardens & Reserve Res(C)	-	-	-	500,000
		6,927,032	6,739,019	6,739,019	36,172,302
10016	Civic and Administration Centre Minor Upgrades(C)	3,300	20,417	20,417	35,000
10585	BMRA Hangars(C)	-	303,790	303,790	303,790
10589	Airport Construction, Existing Terminal Upgrade(C)	274,962	-	-	287,000
10622	Bovell Construction of Change rooms(C)	84,663	72,394	72,394	72,394
10642	Dunsborough Lakes Sporting Precinct-Pavilion/Changeroom F(C)	11,720	1,284,775	1,284,775	1,284,775
10688	Depot Washdown Facility Upgrades(C)	-	76,700	76,700	76,700
10788	GLC Building Improvements(C)	54,403	326,172	326,172	423,934
10789	GLC CCTV Installation(C)	-	-	-	50,000
10972	Churchill Park Renew Sports Lights(C)	215,392	188,252	188,252	188,252
12331	Smiths Beach New Public Toilet(C)	318	-	-	-
12400	Art Geo(C)	211	-	-	-
12428	Re-use shop Busseton Transfer Station(C)	14,747	158,375	158,375	550,000
12429	Busseton Waste Transfer Station - Buildings(C)	811	-	-	-
12435	Dunsborough Youth Centre Building Construction(C)	43,973	36,147	36,147	36,147
12440	Energy Efficiency Initiatives (Various Buildings) (C)	31,814	88,254	88,254	133,234
12456	Bsn Jetty Tourist Park Home(C)	473	-	-	-
12457	Busseton Jetty Tourist Park Upgrade(C)	-	45,686	45,686	45,686
12510	Foreshore East-Youth Precinct Community Youth Building/SL(C)	196	-	-	-
12789	Busseton Library -Lighting Improvements(C)	1,689	-	-	9,224
12791	Naturaliste Community Centre Fire Indicator Panel Renewal(C)	4,965	17,500	17,500	30,000
12792	Dunsborough Hall - Asbestos Management Allocation (C)	205	9,917	9,917	17,000
12793	Bunker Bay Ablution - Improvements(C)	-	9,917	9,917	17,000
12795	Busseton Depot CCTV & Electronic Gate(C)	-	32,083	32,083	105,000
12796	Depot Training Room - Roof Renewal(C)	-	6,183	6,183	10,600
12797	Dunsborough Hall Renewals(C)	68	15,602	15,602	26,746
12798	High Street Hall (C)	5,095	3,500	3,500	6,000
12800	Old Courthouse and Jail Cells (C)	-	35,583	35,583	61,000
12801	Old Police Quarters - Roof Renewal(C)	-	35,000	35,000	60,000
12803	Seymour Park Toilets(C)	-	3,150	3,150	5,400
12804	Airport Terminal Building(C)	4,836	18,542	18,542	31,787
12868	Busseton Jetty Tourist Park - Replace Cabin 2 (C)	-	-	-	205,000
12869	Busseton Jetty Tourist Park - Renewal Works Park 1 Ablut(C)	-	-	-	46,120
12942	Asbestos Removal & Replacement(C)	-	19,250	19,250	33,000
		7,791,427	9,595,208	9,595,208	40,350,690
Plant and Equipment					
10700	Dunsborough Cemetery(C)	10,073	17,273	17,273	17,273
12870	Busseton Jetty Tourist Park- Replace Holden Colorado 4x4(C)	-	-	-	35,000
12871	Busseton Jetty Tourist Park - Replace Stihl FS110 Brushc(C)	-	-	-	1,000
12872	Busseton Jetty Tourist Park - Battery Powered Mule(C)	-	-	-	35,000
12879	Plant Purchases (P11) - Spit water heavy duty high pressu(C)	10,573	-	-	14,000
12880	Plant Purchases (P11) - Water Tank 4,500 LT with Pump & (C)	-	-	-	15,000

City of Busseton Capital Construction & Acquisitions Report For Period Ended 31 January 2023					
Project Code	Project Description	Actual YTD	Amended Budget YTD	Original Budget YTD	Budget Original
		\$	\$	\$	\$
12881	Plant Purchases (P11) - HINO FD1024 Beavertail Truck (tur(C)	-	-	-	110,000
12882	Plant Purchases (P11) - Isuzu NPR65-190 Single Cab (Turf (C)	56	-	-	90,000
12883	Plant Purchases (P11) - Kubota F3690 Outfront Mower (C)	-	-	-	33,000
12884	Plant Purchases (P11) - Kubota F3690 Outfront Mower (C)	-	-	-	33,000
12885	Plant Purchases (P11) - Kubota F3690 Outfront Mower (C)	-	-	-	33,000
12886	Plant Purchases (P11) - Brush / Tree Chipper(C)	-	-	-	100,000
12887	Plant Purchases (P11) - Redexim Easyspread 1600 Sand Spre(C)	-	-	-	20,000
12888	Plant Purchases (P12) - HINO FS2848 Tipper Truck (Constr/(C)	-	-	-	230,000
12889	Plant Purchases (P12) - Speed Display/VMB single axle tra(C)	-	-	-	25,000
12890	Plant Purchases (P12) - Caterpillar CS56 Rollwe (Constru(C)	-	-	-	180,000
12891	Plant Purchases (P12) - Ditchwitch Cable Locator(C)	-	-	-	8,000
12892	Plant Purchases (P12) - ISUZU FVZ1400 Tipper Truck (Const(C)	-	-	-	230,000
12893	Planning and Development Services - Replacement Complianc(C)	43,000	-	-	41,000
12894	Plan and Dev - Replacement Comp - Nissan X-trail(C)	-	-	-	35,000
12895	Engineering and Works Services - Replacement Asset Manage(C)	-	-	-	35,000
12896	Engineering and Works Services - Replacement Building Fac(C)	-	-	-	42,000
12897	Engineering and Works Services - Replacement Isuzu D-Max (C)	-	-	-	42,000
12898	Engineering and Works Services - Replacement Mitsubishi G(C)	-	-	-	42,000
12899	Engineering and Works Services - Replacement Isuzu D-Max (C)	-	-	-	42,000
12900	Engineering and Works Services - Replacement Toyota Hilux(C)	-	-	-	42,000
12901	Engineering and Works Services - Replacement Toyota Hilux(C)	-	-	-	42,000
12902	Finance and Corporate Services - Replacement Manager Gove(C)	-	-	-	40,000
12903	Finance and Corporate Services - Replacement IT Coordinat(C)	-	-	-	35,000
12904	Plant Purchases (P11) - Minor Plant (Capital)(C)	9,412	-	-	20,000
12905	Plant Purchases (P11) - Minor Plant (Non-Capital)(C)	-	-	-	40,000
12906	Plant Purchases (P12) - Minor Plant (Capital)(C)	-	-	-	15,000
12907	Plant Purchases (P12) - Minor Plant (Non-Capital)(C)	-	-	-	15,000
12908	Transport - Workshop - Minor Plant(C)	-	-	-	10,000
12909	Busseton Jetty - Replacement Stihl M5381 Chainsaw(C)	-	-	-	2,000
12910	Busseton Jetty - Replacement Honda EU20 Generator (Jetty)(C)	-	-	-	3,000
12911	Waste Management - Replacement of Volvo FE320 6x4 Dual Co(C)	-	-	-	440,000
12912	Waste Management - Plant Replacement Grab bucket and att(C)	-	-	-	30,000
12913	Waste Management - Plant Replacement Trailer for bin clea(C)	8,045	-	-	20,000
12914	Waste Management - Plant Replacement Minor (Capital)(C)	-	-	-	10,000
12915	Waste Management - Plant Replacement Minor (Non Capital)(C)	-	-	-	10,000
12930	Airport Operations - Replacement Ute - Airport Operations(C)	-	-	-	35,000
12931	Airport Operations - Replacement Deutz/able 75KVA Generat(C)	-	-	-	25,000
12932	Airport Operations - Replacement Toro Groundmaster 7200 M(C)	-	-	-	30,000
12933	Airport Operations - Replacement Stihl FS94R CE Brushcut(C)	-	-	-	700
12934	Airport Operations - Replacement Bar Petrol 3000PSI Press(C)	-	-	-	1,500
12935	Airport Operations - Replacement Blower(C)	-	-	-	400
12948	Environmental Health Serv Admin-Health Ute(C)	-	-	-	42,000
14727	Baggage handling system injector belt(C)	-	-	-	55,000
14734	MAZDA CX5 TOURING AWD SUV (JENNY MAY) REPL P194110(C)	39,330	-	-	-
14746	TOYOTA HILUX 4X4 SIN CAB UTIL TRAY (PARK-EF)REP196100(C)	43,994	-	-	-
14753	FLOODRITE 10,000L WATER TANK (CONST) REPL P198111(C)	40,270	-	-	-
14763	FORD ESCAPE ST LINE 2WD (FLEET COOR) Repl P194126(C)	34,128	-	-	-
14765	MITSUBISHI PAJERO SPORT 4X4 SUV REP P196110(C)	39,931	-	-	-
14766	NISSAN X-TRAIL AWD (EVENTS COORD) REP P192024(C)	36,642	-	-	-
14767	TOYOTA HILUX 4WD DUAL CAB UTILITY (RANGER SER)RepP196102(C)	53,364	-	-	-
14768	TOYOTA HILUX SR 4X4 DUAL CAB U (G STEWART) REPL P196098(C)	49,508	-	-	-
14770	VOLVO FE320 6X4 RUBBISH COMPA Repl. P166020(C)	426,679	-	-	-
14805	TOYOTA RAV4 HYBRID 4X2 SUV (REP P194120)(C)	35,217	-	-	-
14818	Wheeled 20t excavator Inc. Accessories(C)	-	-	-	485,000
14819	Positrak (Cat 299) with Accessories (C)	-	-	-	250,000
14820	Trailer for Towing Positrak & Traffic Lights(C)	-	-	-	40,000
14821	Trailer Traffic Lights x 2 (and Sign Cones)(C)	-	-	-	45,000
14823	Bin Truck Replacement (Side Arm)(C)	-	-	-	440,000
		880,224	17,273	17,273	3,711,873
Furniture and Equipment					
10965	P&E - P&G Smart Technologies(C)	507	-	-	100,000
12876	ICT Services - Equipment & Software Purchases(C)	279,368	219,845	219,845	594,845
12878	Naturaliste Community Centre (NCC) - Purchase Office Furn(C)	-	-	-	20,000
12937	Community Resource Centre(C)	3,993	-	-	20,000
12938	YCAB (Youth Precinct Foreshore)(C)	-	-	-	5,091
12939	Administration Building- 2-16 Southern Drive(C)	3,550	-	-	15,000
12940	Depot Building-Busseton((C)	-	-	-	50,000
14729	Events Furniture & Equipment(C)	182,288	200,000	200,000	200,000
14730	Geographe Leisure Centre Fitness Equipment(C)	-	18,160	18,160	18,160
14731	Cultural Planning Furniture & Equipment(C)	40,578	25,568	25,568	25,568
14764	Christmas Decorations (C)	39,870	-	-	-
14824	Barnard Park New Hot Water System(C)	-	-	-	40,000
Balancing Error Yet to be Identified		(950)	-	-	-
		549,205	463,573	463,573	1,088,664
Roads Infrastructure ***					
10610	Forth Street Groyne Carpark - Formalise and Seal(C)	11,986	-	-	-

City of Busseton Capital Construction & Acquisitions Report For Period Ended 31 January 2023					
Project Code	Project Description	Actual YTD	Amended Budget YTD	Original Budget YTD	Budget Original
		\$	\$	\$	\$
10673	Peel & Queen Street Roundabout Service Relocation(C)	543	19,941	19,941	19,941
11135	Carey Street - Asphalt Overlay & Kerb(C)	356	-	-	-
11150	Causeway Road - Molloy Street Intersection(C)	331	-	-	-
11151	Chapman Crescent Spray Seal(C)	1,373	-	-	-
11152	Donnelly Court Reseal(C)	240	-	-	-
11193	Wilyabrup Road Resheet(C)	46,984	75,833	75,833	130,000
11199	Bussell Highway(C)	24,793	1,017,645	1,017,645	1,330,145
11204	Eastern Link - Busseton Traffic Study(C)	1,200	-	-	-
11982	Cape Naturaliste Road - School Warden Crossing Upgrade(C)	249	-	-	-
11985	Causeway Road Duplication(C)	415	-	-	-
11987	Caves Road - Median Crossing(C)	-	17,960	17,960	17,960
11989	Chapman Hill Road(C)	154,394	381,951	381,951	381,951
11991	Commonage & Hayes Road Intersection Safety works(C)	-	38,951	38,951	38,951
11997	Gifford Road Reconstruction(C)	28,845	111,053	111,053	111,053
11998	Kaloorup Road(C)	60,730	79,690	79,690	79,690
11999	Kaloorup Road - Reconstruct and Seal Shoulders(C)	-	25,472	25,472	25,472
12000	Kaloorup Road (Stage 1)(C)	1,322	69,412	69,412	69,412
12005	Payne Road(C)	49,889	332,500	332,500	570,000
12007	Rendezvous Road Spray Seals(C)	7,772	-	-	150,000
12008	Road Safety Signage Infrastructure(C)	15,231	-	-	-
12009	Seascope Rise - Road Safety Upgrade(C)	3,857	-	-	-
12010	Sugarloaf Road(C)	1,000,840	751,509	751,509	751,509
12012	Wildwood Road(C)	239,752	-	-	540,000
12013	Wonnerup South Road(C)	88	-	-	-
12446	Dunsborough Road Access Improvements Stage 1(C)	1,575	-	-	-
12570	O'Byrne Road(C)	64	-	-	-
12574	Cape Naturaliste Road(C)	1,039	-	-	-
12575	Smiths Beach Rd asphalt overlay between slk 0.22-0.62(C)	74	-	-	-
12592	Eastern Link Shared Path & Environmental Offsets(C)	282	-	-	-
12602	Gale Street(C)	647	-	-	-
12603	Harris Road(C)	1,033	-	-	-
12605	Queen Elizabeth Avenue(C)	510	-	-	-
12607	Wilyabrup Road(C)	470	-	-	-
12609	Geographe Bay Road - Gifford Road to Elmore Road(C)	291	-	-	-
12611	North Jindong Road(C)	3,220	-	-	770,000
12617	Bussell Highway - Norman Road Broadwater Intersection(C)	41	-	-	-
12620	Jasper Road(C)	713	-	-	-
12643	Vasse Yallingup Siding Road(C)	62	-	-	-
12645	Marine Terrace(C)	9,546	-	-	-
12677	Cook Street Reseal(C)	69	-	-	-
12695	Kent Street(C)	744	-	-	-
12823	Ludlow-Hithergreen Second Coat Seal (C)	-	17,500	17,500	30,000
12824	Acton Park Road(C)	389	690,083	690,083	1,183,000
12825	Farquar Road Resheet(C)	48,538	43,750	43,750	75,000
12826	Glendon Road Resheet(C)	23,531	17,119	17,119	29,347
12827	Commonage Road(C)	800	163,333	163,333	280,000
12835	Ludlow-Hithergreen Road(C)	-	192,500	192,500	330,000
12836	Metricup(C)	6,091	70,000	70,000	120,000
12837	Pre-emptive Design Works (C)	23,753	29,167	29,167	50,000
12838	Queen Elizabeth Avenue(C)	15,385	402,500	402,500	690,000
12839	Seista Park Road(C)	-	-	-	198,000
12840	Sheens Road Apron(C)	-	4,667	4,667	8,000
12841	Strelly Street (C)	-	35,000	35,000	60,000
12842	Nuttman Road (C)	-	32,220	32,220	55,235
12851	Bussell Highway(C)	1,045	87,500	87,500	150,000
14817	Road Access Seal - Busseton Animal care facility(C)	-	-	-	50,000
		1,791,100	4,707,257	4,707,257	7,946,666
Bridges Infrastructure ***					
11200	Bussell Highway - 0241(C)	451	-	-	-
12377	Gale Road Bridge 3408A(C)	-	-	-	90,000
12379	Roy Road - Bridge Construction - Bridge 3373A(C)	-	-	-	87,000
12545	Layman Road Bridge - 3438(C)	-	-	-	234,000
		451	-	-	411,000
Car Parks Infrastructure ***					
10602	Barnard Park East Foreshore Car Parking(C)	246	-	-	-
10603	Baudin Memorial Carpark(C)	410	-	-	-
10606	Dunsborough Lakes Sporting Precinct (Stage 1) - Carpark(C)	122,135	183,373	183,373	183,373
10607	Dunsborough Town Centre Carparking(C)	295	-	-	-
10608	Dunsborough Yacht Club Carpark(C)	1,789	-	-	-
10618	Vasse Oval Gravel Car Parking - Dawson (Eastern Side)(C)	97	-	-	-
12806	Margaret Street Beach Carpark(C)	-	-	-	111,687
14813	Geo Bay Road Carpark (10 bays East SLK 0.3 - 0.38)(C)	36,547	-	-	70,000
14815	Carpark Hotel Site 2(C)	-	-	-	230,000
		161,519	183,373	183,373	483,373
					295,060

City of Busseton
Capital Construction & Acquisitions Report
For Period Ended 31 January 2023

Project Code	Project Description	Actual YTD	Amended Budget YTD	Original Budget YTD	Amended Budget	Budget Original
		\$	\$	\$	\$	\$
Footpaths & Cycleways Infrastructure ***						
10698	Buayanyup Drain Shared Path(C)	3,206	49,446	49,446	49,446	49,446
10736	Arnup Drive Footpath Construction(C)	18,275	72,589	72,589	74,672	74,672
10741	Busseton CBD Footpath Renewal(C)	-	100,000	100,000	100,000	100,000
10742	Carey Street Footpath Construction(C)	9,069	158,506	158,506	271,724	271,724
10744	End of Trip Footpath Construction(C)	6,340	5,833	5,833	10,000	10,000
10746	Micro Brewery - Footpath and Landscaping(C)	42	-	-	-	-
10903	DAIP - Disability Access(C)	-	-	-	30,000	-
10960	Dunsborough Centennial Park Project(C)	-	-	-	-	99,384
11148	Webb Street(C)	771	-	-	-	-
11986	Causeway Road Shared Path(C)	1,088	194,455	194,455	320,000	194,455
12552	College Avenue(C)	566	-	-	-	-
12665	Estuary Waters Drive(C)	88	-	-	-	-
12666	DUP: Forth Street back to Busseton(C)	47	-	-	-	-
12727	Valley Road Footpath(C)	436	-	-	-	-
12731	Busseton Bypass - Fairway to Kangaroo Gully(C)	454	-	-	-	-
12733	Busseton Bypass - Country Road Footpath(C)	851	-	-	-	-
12816	Coastal Principled Shares Path (C)	1,800	72,283	72,283	72,288	206,333
12817	Prince Regent Drive (C)	205	82,250	82,250	141,000	141,000
12818	Kaloorup Road (C)	7,586	45,500	45,500	78,000	78,000
12877	Principle Shared Path (PSP) Development Approvals (C)	-	14,583	14,583	25,000	25,000
14814	Townscape Works Busseton(C)	-	-	-	100,000	-
		50,823	795,445	795,445	1,272,130	1,250,014
Parks, Gardens and Reserves ***						
Coastal & Boating						
10613	Meelup Coastal Parking & Landscaping(C)	818	103,972	103,972	178,238	178,238
10643	Coastal Adaptation: Forth St (Stage 1)(C)	76	-	-	-	-
10645	Coastal Adaptation: Mitigation of Coastal Flooding (Drain)(C)	42,744	-	-	-	-
10775	Coastal Protection Works(C)	3,942	-	-	-	-
10777	Coastal Structures (West Busseton Seawall - Stage 2)(C)	134,614	146,560	146,560	146,560	146,560
12476	Abbey Boat Ramp Upgrade(C)	111	-	-	-	-
12812	Coastal Adaptation : Forth St (Stage 2)(C)	-	72,917	72,917	125,000	125,000
12813	Coastal Adaptation : Dunsborough Dunnbay Road to Highview(C)	-	-	-	964,798	964,798
14738	Wave and Tide Sensor Monitoring Buoys(C)	46,175	-	-	-	-
		228,479	323,449	323,449	1,414,596	1,414,596
Townscapes						
12267	Townscape Street Furniture Replacement - Busseton(C)	-	-	-	-	-
12333	Townscape Works Dunsborough(C)	2,065,385	1,398,490	1,398,490	1,748,490	1,298,490
		2,065,385	1,398,490	1,398,490	1,748,490	1,298,490
Other P&G Infrastructure						
10674	Dunsborough Lakes Sporting Precinct - Outdoor Courts(C)	509,208	531,497	531,497	531,497	531,497
10675	Lou Weston Oval - Courts(C)	897	-	-	-	-
10762	Busseton Foreshore - Exercise Equipment(C)	2,606	-	-	-	-
10764	Dunsborough Foreshore Lighting(C)	24	-	-	-	-
10765	Foreshore Busseton - High Street to Carey Street(C)	3,002	5,833	5,833	10,000	10,000
10767	Port Geographe General Improvements/ Foreshore(C)	24,608	60,663	60,663	82,285	82,285
10820	Barnard East Landscaping(C)	155	-	-	-	-
10821	Barnard Park East Foreshore Landscaping(C)	17,203	-	-	-	-
10831	Rotary Park / War Memorial Relocation(C)	-	-	-	525,000	525,000
10852	RBFS Various Grant Applications(C)	20,818	31,800	31,800	31,800	31,800
10950	King Street Reserve - Park Upgrade (Coastal Node)(C)	82	-	-	-	-
10951	Mitchell Park Upgrade(C)	-	37,491	37,491	37,491	37,491
10952	Possum Park Barnard East Upgrade(C)	563	-	-	30,000	-
10953	Youth Skate Park(C)	-	5,833	5,833	10,000	10,000
10959	Churchill Park(C)	590	-	-	-	-
10966	Provence SAR Area General Improvements to the Area(C)	-	20,000	20,000	20,000	20,000
10967	Shade Sail Program(C)	46,268	154,747	154,747	196,414	196,414
10969	Vasse SAR Area General Improvements to the Area(C)	63,876	87,500	87,500	150,000	150,000
11024	Pioneer Cemetery - Implement Conservation Plan(C)	1,214	-	-	-	-
11033	Dunsborough Nature Based Playground(C)	259	-	-	-	-
11034	Dunsborough Non-Potable Water Network(C)	9,940	90,784	90,784	90,784	90,784
11035	Park Furniture Replacement - Replace aged & unsafe Equip(C)	-	17,500	17,500	30,000	30,000
11036	Playgrounds General - Replacement of playground equipment(C)	3,508	102,083	102,083	175,000	175,000
11109	BBQ Placement and Replacement(C)	-	8,750	8,750	15,000	15,000
11122	Tulloh St (Geographe Bay Road) - POS Upgrade(C)	238	-	-	-	-
12251	Cricket Wicket Renewal(C)	-	22,884	22,884	39,230	39,230
12382	Rails to Trails - Continuation of Implementation Plan(C)	8,274	88,243	88,243	88,243	88,243
12401	Barnard East Underground Power(C)	2,508	-	-	-	-
12402	Bovell - Connection of Services(C)	87,702	90,902	90,902	90,902	90,902
12407	Dunsborough Lakes Sporting Precinct (Stage 1)(C)	29,430	594,983	594,983	594,983	594,983
12506	NCC Infrastructure(C)	-	-	-	-	-
12523	Beach Access Improvements(C)	3,910	-	-	-	-
12526	Beach Access Improvements(C)	35,468	20,417	20,417	35,000	35,000
12530	Busseton Foreshore Jetty Precinct(C)	617	-	-	-	-
12697	Dunsborough Beach Enclosure Net Replacement(C)	195	-	-	-	-
12702	Dunsborough Lions Park(C)	603	-	-	-	-
12703	Elijah Circle POS(C)	614	-	-	-	-

City of Busseton Capital Construction & Acquisitions Report For Period Ended 31 January 2023					
Project Code	Project Description	Actual YTD	Amended Budget YTD	Original Budget YTD	Budget Original
		\$	\$	\$	\$
12810	Churchill Park Main Oval redevelopment(C)	5,653	-	-	168,132
12819	Beach Enclosures(C)	4,023	-	-	100,491
12820	Bird Crescent Dunsborough POS- improvements(C)	155	6,417	6,417	11,000
12821	Churchill Park - Main Oval Renewal (C)	-	-	-	444,558
12846	Mitchell Park Landscape Upgrade Stage 2(C)	-	-	-	150,000
12849	Sport Oval Lighting - Vasse Ovals(C)	86,001	360,417	360,417	475,000
12850	Dunsborough Lakes Sporting Precinct (Stage 1) - Planning (C)	-	-	-	105,165
14806	Asphalt Process Pad at BTS for Vasse River Acid S soils(C)	61,950	-	-	-
14816	Carpark Hotel Site 2 Land Scaping(C)	-	-	-	150,000
	Balancing Error Yet to be Identified	(175)			
		3,325,849	4,060,683	4,060,683	6,921,061
Waste Services					
12420	Vidler Road Waste Site Capital Improvements(C)	(0)	28,955	28,955	28,955
12421	City Lined Landfill Stage 2 - Preliminary Works(C)	1,146,516	-	-	1,950,000
12425	Busseton Landfill Post-closure Capping, Rehab & Remediat(C)	10,568	-	-	2,000,000
12428	Transfer Station Development @	-	-	-	308,375
12844	Dunsborough Landfill - Washdown Bay(C)	-	-	-	150,000
		1,157,083	28,955	28,955	4,437,330
Jetty Infrastructure ***					
10818	Busseton Jetty - Capital Expenditure(C)	220,483	163,702	163,702	280,632
		220,483	163,702	163,702	280,632
Drainage Infrastructure ***					
10691	Busseton LIA - Geocatch Drain Partnership WSUD Improve(C)	-	-	-	30,000
10692	Carey Street Drainage Upgrade(C)	7,000	128,549	128,549	220,369
12814	High View Road Drainage Works(C)	119,842	129,243	129,243	221,559
12815	North Street Drainage Works(C)	1,907	135,949	135,949	233,056
	Variance- Donated asset P110002/P7(\$35.93+\$45.99)	82			
		128,831	393,741	393,741	704,984
Regional Airport and Industrial Park ***					
10583	Airport Construction Stage 2, Airfield(C)	1,000,347	-	-	1,350,000
10588	Airport Construction Stage 2, Noise Management Plan(C)	345	-	-	-
10590	Airport Development - Project Expenses(C)	848	-	-	10,410
12941	Airport - Buildings(C)	1,197	2,917	2,917	5,000
		1,002,738	2,917	2,917	1,365,410
Sub-Total Infrastructure ***		7,838,878	10,336,072	10,336,072	23,731,521
Grand Total		17,059,733	20,412,126	20,412,126	66,460,608

Reserve Movements (Detail)
For Period Ended 31 January 2023

Project Number	Transaction Type	Project Description	YTD Actual	YTD Budget	Budget Original	YTD BudgetA	Budget Amended
1001 - Airport Existing Terminal Building Reserve							
10904	Opening Balance 1/7/2022	Other General Purpose Funding(O)	(323,125)	(323,125)	(323,125)	(323,125)	(323,125)
10904	Interest Earned	Other General Purpose Funding(O)	(6,060)	(4,297)	(7,381)	(4,297)	(7,381)
10027	Transfer To Reserve	Asset Management Administration(O)	(77,945)	(77,945)	(133,619)	(77,945)	(133,619)
12804	Transfer From Reserve	Airport Terminal Building(C)	0	0	31,787	0	31,787
12941	Transfer From Reserve	Airport Operations - Buildings(C)	0	0	5,000	0	5,000
Airport Existing Terminal Building Reserve Closing Balance			(407,129)	(405,366)	(427,338)	(405,366)	(427,338)
1003 - Airport Marketing & Incentive Reserve							
10904	Opening Balance 1/7/2022	Other General Purpose Funding(O)	(6,385,898)	(6,385,898)	(6,385,898)	(6,385,898)	(6,385,898)
10904	Interest Earned	Other General Purpose Funding(O)	(104,411)	(72,345)	(124,024)	(72,345)	(124,024)
10594	Transfer To Reserve	Airport Operations(O)	(179,487)	(179,487)	(307,694)	(179,487)	(307,694)
10594	Transfer From Reserve	Airport Operations(O)	0	0	3,349,358	0	3,349,358
Airport Marketing & Incentive Reserve Closing Balance			(6,669,797)	(6,637,731)	(3,468,258)	(6,637,731)	(3,468,258)
1005 - Barnard Park Sports Pavilion Building Reserve							
10904	Opening Balance 1/7/2022	Other General Purpose Funding(O)	(105,990)	(105,990)	(105,990)	(105,990)	(105,990)
10904	Interest Earned	Other General Purpose Funding(O)	(1,942)	(1,265)	(2,181)	(1,265)	(2,181)
10027	Transfer To Reserve	Asset Management Administration(O)	(21,385)	(21,385)	(36,658)	(21,385)	(36,658)
14824	Transfer From Reserve	Barnard Park New Hot Water System(C)	0	0	0	0	40,000
Barnard Park Sports Pavilion Building Reserve Closing Balance			(129,316)	(128,640)	(144,829)	(128,640)	(104,829)
1006 - Building Asset Renewal Reserve Fund - General Buildings							
10904	Opening Balance 1/7/2022	Other General Purpose Funding(O)	(2,691,453)	(2,691,453)	(2,691,453)	(2,691,453)	(2,691,453)
10904	Interest Earned	Other General Purpose Funding(O)	(48,690)	(27,656)	(47,425)	(27,656)	(47,425)
10027	Transfer To Reserve	Asset Management Administration(O)	(505,414)	(505,414)	(866,428)	(505,414)	(866,428)
10175	Transfer From Reserve	Yallingup Hall(O)	0	0	0	0	10,000
11801	Transfer From Reserve	Old Butter Factory(O)	0	0	0	0	26,000
12792	Transfer From Reserve	Dunsborough Hall - Asbestos Management Allocation (C)	0	0	17,000	0	17,000
12793	Transfer From Reserve	Bunker Bay Ablution - Improvements(C)	0	0	17,000	0	17,000
12794	Transfer From Reserve	Busseton Depot: Workshop (O)	0	0	30,000	0	30,000
12795	Transfer From Reserve	Busseton Depot CCTV & Electronic Gate(C)	0	0	55,000	0	55,000
12796	Transfer From Reserve	Depot Training Room - Roof Renewal(C)	0	0	10,800	0	10,800
12797	Transfer From Reserve	Dunsborough Hall Renewals(C)	0	0	26,746	0	26,746
12798	Transfer From Reserve	High Street Hall (C)	0	0	6,000	0	6,000
12799	Transfer From Reserve	High Street Hall - Roof Repairs(O)	0	0	12,000	0	12,000
12800	Transfer From Reserve	Old Courthouse and Jail Cells (C)	0	0	61,000	0	61,000
12801	Transfer From Reserve	Old Police Quarters - Roof Renewal(C)	0	0	60,000	0	60,000
12802	Transfer From Reserve	Old Police Quarters - Re-putty windows and Paint(O)	0	0	5,000	0	5,000
12803	Transfer From Reserve	Seymour Park Toilets(C)	0	0	5,400	0	5,400
12827	Transfer From Reserve	BPAC - Construction - Funded Building Asset Renewal Rese(C)	0	0	130,000	0	130,000
12842	Transfer From Reserve	Asbestos Removal & Replacement(C)	0	0	33,000	0	33,000
12843	Transfer From Reserve	Bay View Cres-Toilets(O)	0	0	9,500	0	9,500
12844	Transfer From Reserve	Bovell-Toilets & Change Rooms(O)	0	0	25,000	0	25,000
12845	Transfer From Reserve	Bunker Bay - Toilet(O)	0	0	5,600	0	5,600
12846	Transfer From Reserve	Seymour Park Toilet(O)	0	0	15,000	0	15,000
12847	Transfer From Reserve	Old Court House(O)	0	0	15,000	0	15,000
Building Asset Renewal Reserve Fund - General Buildings Closing Balance			(3,245,557)	(3,224,523)	(3,066,460)	(3,224,523)	(3,030,460)
1007 - Busseton Area Drainage and Waterways Improvement Reserve							
10904	Opening Balance 1/7/2022	Other General Purpose Funding(O)	(130,608)	(130,608)	(130,608)	(130,608)	(130,608)
10904	Interest Earned	Other General Purpose Funding(O)	(1,682)	(785)	(1,362)	(785)	(1,362)
Busseton Area Drainage and Waterways Improvement Reserve Closing Balance			(132,290)	(131,393)	(131,970)	(131,393)	(131,970)
1008 - Busseton Community Resource Centre Reserve							
10904	Opening Balance 1/7/2022	Other General Purpose Funding(O)	(422,705)	(422,705)	(422,705)	(422,705)	(422,705)
10904	Interest Earned	Other General Purpose Funding(O)	(7,465)	(5,235)	(8,983)	(5,235)	(8,983)
10027	Transfer To Reserve	Asset Management Administration(O)	(61,124)	(61,124)	(104,779)	(61,124)	(104,779)
12937	Transfer From Reserve	Community Resource Centre(C)	0	0	20,000	0	20,000
Busseton Community Resource Centre Reserve Closing Balance			(491,294)	(489,063)	(516,467)	(489,063)	(516,467)
1009 - Busseton Foreshore Maintenance Reserve							
10904	Opening Balance 1/7/2022	Other General Purpose Funding(O)	(12,690)	(12,690)	(12,690)	(12,690)	(12,690)
10904	Interest Earned	Other General Purpose Funding(O)	(204)	(175)	(296)	(175)	(296)
Busseton Foreshore Maintenance Reserve Closing Balance			(12,894)	(12,865)	(12,986)	(12,865)	(12,986)
1010 - Busseton Jetty Tourist Park Reserve							
10904	Opening Balance 1/7/2022	Other General Purpose Funding(O)	(1,241,104)	(1,241,104)	(1,241,104)	(1,241,104)	(1,241,104)
10904	Interest Earned	Other General Purpose Funding(O)	(23,092)	(10,644)	(18,237)	(10,644)	(18,237)
10297	Transfer To Reserve	Busseton Jetty Tourist Park(O)	(236,126)	(236,126)	(404,788)	(236,126)	(404,788)
10297	Transfer From Reserve	Busseton Jetty Tourist Park(O)	0	0	170,367	0	170,367
12457	Transfer From Reserve	Busseton Jetty Tourist Park Upgrade(C)	0	0	45,686	0	45,686
12805	Transfer From Reserve	Busseton Jetty Tourist Park Upgrade(O)	0	0	25,000	0	25,000
12868	Transfer From Reserve	Busseton Jetty Tourist Park - Replace Cabin 2 (C)	0	0	205,000	0	205,000
12869	Transfer From Reserve	Busseton Jetty Tourist Park - Renewal Works Park 1 Ablut(C)	0	0	46,120	0	46,120
12870	Transfer From Reserve	Busseton Jetty Tourist Park - Replace Holden Colorado 4x4(C)	0	0	25,430	0	25,430
12871	Transfer From Reserve	Busseton Jetty Tourist Park - Replace Stihl FS110 Brushc(C)	0	0	1,000	0	1,000
12872	Transfer From Reserve	Busseton Jetty Tourist Park - Battery Powered Mule(C)	0	0	35,000	0	35,000
Busseton Jetty Tourist Park Reserve Closing Balance			(1,500,322)	(1,487,874)	(1,110,526)	(1,487,874)	(1,110,526)
1011 - Busseton Library Building Reserve							
10904	Opening Balance 1/7/2022	Other General Purpose Funding(O)	(88,925)	(88,925)	(88,925)	(88,925)	(88,925)
10904	Interest Earned	Other General Purpose Funding(O)	(1,841)	(1,091)	(1,879)	(1,091)	(1,879)
10027	Transfer To Reserve	Asset Management Administration(O)	(36,232)	(36,232)	(62,114)	(36,232)	(62,114)
12789	Transfer From Reserve	Busseton Library -Lighting Improvements(C)	0	0	9,224	0	0
Busseton Library Building Reserve Closing Balance			(126,998)	(126,248)	(143,694)	(126,248)	(152,918)
1012 - CBD Enhancement Reserve							
10904	Opening Balance 1/7/2022	Other General Purpose Funding(O)	(1,333,421)	(1,333,421)	(1,333,421)	(1,333,421)	(1,333,421)
10904	Interest Earned	Other General Purpose Funding(O)	(21,716)	(4,340)	(7,422)	(4,340)	(7,422)
10438	Transfer To Reserve	Fire Station Surrounds(O)	(32,949)	(32,949)	(56,478)	(32,949)	(56,478)
12333	Transfer From Reserve	Townscape Works Dunsborough(C)	0	0	1,298,490	0	1,397,321
CBD Enhancement Reserve Closing Balance			(1,388,086)	(1,370,711)	(98,831)	(1,370,711)	(0)

Reserve Movements (Detail)
For Period Ended 31 January 2023

Project Number	Transaction Type	Project Description	YTD Actual	YTD Budget	Budget Original	YTD BudgetA	Budget Amended
1013 - Cemetery Reserve							
10904	Opening Balance 1/7/2022	Other General Purpose Funding(O)	(242,001)	(242,001)	(242,001)	(242,001)	(242,001)
10904	Interest Earned	Other General Purpose Funding(O)	(4,753)	(1,047)	(1,810)	(1,047)	(1,810)
10157	Transfer To Reserve	Busselton Cemetery(O)	(69,419)	(69,419)	(119,000)	(69,419)	(119,000)
10158	Transfer From Reserve	Dunsborough Cemetery(O)	0	0	17,273	0	17,273
12807	Transfer From Reserve	Pioneer Cemetery - Implement Conservation Plan (Reserve (O)	0	0	20,757	0	20,757
12808	Transfer From Reserve	Dunsborough Cemetery (Reserve Funded)(O)	0	0	20,757	0	20,757
12809	Transfer From Reserve	Memorial Relocation(O)	0	0	50,000	0	50,000
Cemetery Reserve Closing Balance			(316,173)	(312,467)	(254,024)	(312,467)	(254,024)
1014 - City Car Parking and Access Reserve							
10904	Opening Balance 1/7/2022	Other General Purpose Funding(O)	(1,213,889)	(1,213,889)	(1,213,889)	(1,213,889)	(1,213,889)
10904	Interest Earned	Other General Purpose Funding(O)	(20,476)	(9,706)	(16,626)	(9,706)	(16,626)
10027	Transfer To Reserve	Asset Management Administration(O)	(96,327)	(96,327)	(165,137)	(96,327)	(165,137)
10904	Transfer To Reserve	Other General Purpose Funding(O)	0	0	0	0	(104,773)
12806	Transfer From Reserve	Margaret Street Beach Carpark(C)	0	0	111,687	0	0
14815	Transfer From Reserve	Carpark Hotel Site 2(C)	0	0	0	0	230,000
City Car Parking and Access Reserve Closing Balance			(1,330,692)	(1,319,922)	(1,283,965)	(1,319,922)	(1,270,425)
1015 - Civic and Administration Building Reserve							
10904	Opening Balance 1/7/2022	Other General Purpose Funding(O)	(497,009)	(497,009)	(497,009)	(497,009)	(497,009)
10904	Interest Earned	Other General Purpose Funding(O)	(10,756)	(5,409)	(5,279)	(5,409)	(9,279)
10027	Transfer To Reserve	Asset Management Administration(O)	(253,078)	(253,078)	(433,850)	(253,078)	(433,850)
10016	Transfer From Reserve	Civic and Administration Centre Minor Upgrades(C)	0	0	35,000	0	35,000
12790	Transfer From Reserve	Administration Building- 2-16 Southern Drive - Major Main(O)	0	0	65,000	0	65,000
Civic and Administration Building Reserve Closing Balance			(760,843)	(755,496)	(840,138)	(755,496)	(840,138)
1016 - Coastal and Climate Adaptation Reserve							
10904	Opening Balance 1/7/2022	Other General Purpose Funding(O)	(566,908)	(566,908)	(566,908)	(566,908)	(566,908)
10904	Interest Earned	Other General Purpose Funding(O)	(15,852)	(1,679)	(2,882)	(1,679)	(2,882)
10027	Transfer To Reserve	Asset Management Administration(O)	(642,194)	(642,194)	(1,100,911)	(642,194)	(1,100,911)
10180	Transfer To Reserve	Locke Estate(O)	(37,331)	(37,331)	(84,000)	(37,331)	(84,000)
10705	Transfer From Reserve	Engineering Services Administration(O)	0	0	133,380	0	133,380
10777	Transfer From Reserve	Coastal Structures (West Busselton Seawall - Stage 2)(C)	0	0	146,560	0	146,560
11034	Transfer From Reserve	Dunsborough Non-Potable Water Network(C)	0	0	45,392	0	45,392
12811	Transfer From Reserve	Sand Re-Nourishment(O)	0	0	100,000	0	100,000
12812	Transfer From Reserve	Coastal Adaptation : Forth St (Stage 2)(C)	0	0	125,000	0	125,000
12813	Transfer From Reserve	Coastal Adaptation : Dunsborough Dunnbay Road to Highview(C)	0	0	783,750	0	783,750
12873	Transfer From Reserve	Coast Protection - Beach Monitoring Program(O)	0	0	51,250	0	51,250
12874	Transfer From Reserve	Coastal Protection - Busselton Jetty Wave Monitoring(O)	0	0	60,000	0	60,000
12875	Transfer From Reserve	Coastal Protection - Coastal Structures Inspections and R(O)	0	0	30,000	0	30,000
Coastal and Climate Adaptation Reserve Closing Balance			(1,262,285)	(1,248,113)	(259,370)	(1,248,113)	(259,370)
1017 - Commonage Community Facilities Dunsborough Lakes SR							
10904	Opening Balance 1/7/2022	Other General Purpose Funding(O)	(74,507)	(74,507)	(74,507)	(74,507)	(74,507)
10904	Interest Earned	Other General Purpose Funding(O)	(1,191)	(1,025)	(1,739)	(1,025)	(1,739)
Commonage Community Facilities Dunsborough Lakes SR Closing Balance			(75,698)	(75,532)	(76,245)	(75,532)	(76,245)
1018 - Commonage Community Facilities South Biddle Precinct Reserve							
10904	Opening Balance 1/7/2022	Other General Purpose Funding(O)	(908,566)	(908,566)	(908,566)	(908,566)	(908,566)
10904	Interest Earned	Other General Purpose Funding(O)	(14,529)	(12,367)	(21,197)	(12,367)	(21,197)
Commonage Community Facilities South Biddle Precinct Reserve Closing Balance			(923,096)	(920,933)	(929,763)	(920,933)	(929,763)
1019 - Commonage Precinct Bushfire Facilities Reserve							
10904	Opening Balance 1/7/2022	Other General Purpose Funding(O)	(58,746)	(58,746)	(58,746)	(58,746)	(58,746)
10904	Interest Earned	Other General Purpose Funding(O)	(939)	(807)	(1,371)	(807)	(1,371)
Commonage Precinct Bushfire Facilities Reserve Closing Balance			(59,686)	(59,553)	(60,117)	(59,553)	(60,117)
1020 - Commonage Precinct Infrastructure Road Reserve							
10904	Opening Balance 1/7/2022	Other General Purpose Funding(O)	(817)	(817)	(817)	(817)	(817)
10904	Interest Earned	Other General Purpose Funding(O)	(13)	(22)	(19)	(22)	(19)
Commonage Precinct Infrastructure Road Reserve Closing Balance			(830)	(839)	(836)	(839)	(836)
1021 - Community Facilities - Airport North							
10904	Opening Balance 1/7/2022	Other General Purpose Funding(O)	(3,176,663)	(3,176,663)	(3,176,663)	(3,176,663)	(3,176,663)
10904	Interest Earned	Other General Purpose Funding(O)	(50,862)	(44,777)	(76,761)	(44,777)	(76,761)
11026	Transfer To Reserve	Planning Administration(O)	0	(67,557)	(115,809)	(67,557)	(115,809)
Community Facilities - Airport North Closing Balance			(3,227,524)	(3,288,997)	(3,369,232)	(3,288,997)	(3,369,232)
1022 - Community Facilities - Broadwater							
10904	Opening Balance 1/7/2022	Other General Purpose Funding(O)	(197,732)	(197,732)	(197,732)	(197,732)	(197,732)
10904	Interest Earned	Other General Purpose Funding(O)	(66,579)	(2,748)	(4,696)	(2,748)	(4,696)
11026	Transfer To Reserve	Planning Administration(O)	0	(9,254)	(15,866)	(9,254)	(15,866)
Community Facilities - Broadwater Closing Balance			(264,311)	(209,734)	(218,293)	(209,734)	(218,293)
1023 - Community Facilities - Busselton							
10904	Opening Balance 1/7/2022	Other General Purpose Funding(O)	(71,708)	(75,058)	(75,058)	(75,058)	(75,058)
10904	Interest Earned	Other General Purpose Funding(O)	(24,752)	(829)	(1,427)	(829)	(1,427)
11026	Transfer To Reserve	Planning Administration(O)	0	(12,579)	(21,558)	(12,579)	(21,558)
Community Facilities - Busselton Closing Balance			(96,460)	(88,466)	(98,043)	(88,466)	(98,043)

Reserve Movements (Detail)
For Period Ended 31 January 2023

Project Number	Transaction Type	Project Description	YTD Actual	YTD Budget	Budget Original	YTD BudgetA	Budget Amended
1024 - Community Facilities - City District							
10904	Opening Balance 1/7/2022	Other General Purpose Funding(O)	(1,083,901)	(1,116,044)	(1,116,044)	(1,116,044)	(1,116,044)
10904	Interest Earned	Other General Purpose Funding(O)	(20,090)	(9,248)	(15,862)	(9,248)	(15,862)
10904	Transfer To Reserve	Other General Purpose Funding(O)	(151,223)	0	0	0	0
11026	Transfer To Reserve	Planning Administration(O)	0	(262,500)	(450,000)	(262,500)	(450,000)
10972	Transfer From Reserve	Churchill Park Renew Sports Lights(C)	0	0	11,831	0	11,831
12849	Transfer From Reserve	Sport Oval Lighting - Vasse Ovals(C)	0	0	100,000	0	100,000
12850	Transfer From Reserve	Dunsborough Lakes Sporting Precinct (Stage 1) - Planning (C)	0	0	105,165	0	105,165
12916	Transfer From Reserve	BPACC - Construction(C)	0	0	550,000	0	550,000
Community Facilities - City District Closing Balance			(1,255,213)	(1,387,792)	(814,910)	(1,387,792)	(814,910)
1025 - Community Facilities - Dunsborough							
10904	Opening Balance 1/7/2022	Other General Purpose Funding(O)	(465,445)	(465,445)	(465,445)	(465,445)	(465,445)
10904	Interest Earned	Other General Purpose Funding(O)	(47,241)	(3,533)	(6,038)	(3,533)	(6,038)
11026	Transfer To Reserve	Planning Administration(O)	0	(19,922)	(34,155)	(19,922)	(34,155)
Community Facilities - Dunsborough Closing Balance			(512,686)	(488,900)	(505,638)	(488,900)	(505,638)
1026 - Community Facilities - Dunsborough Lakes							
10904	Opening Balance 1/7/2022	Other General Purpose Funding(O)	(712,436)	(712,436)	(712,436)	(712,436)	(712,436)
10904	Interest Earned	Other General Purpose Funding(O)	(11,096)	(87)	(165)	(87)	(165)
10606	Transfer From Reserve	Dunsborough Lakes Sporting Precinct (Stage 1) - Carparkin(C)	0	0	423,111	0	423,111
Community Facilities - Dunsborough Lakes Closing Balance			(723,531)	(712,523)	(289,490)	(712,523)	(289,490)
1027 - Community Facilities - Geographe							
10904	Opening Balance 1/7/2022	Other General Purpose Funding(O)	(137,435)	(139,274)	(139,274)	(139,274)	(139,274)
10904	Interest Earned	Other General Purpose Funding(O)	(2,277)	(1,701)	(2,913)	(1,701)	(2,913)
10904	Transfer To Reserve	Other General Purpose Funding(O)	(6,211)	0	0	0	0
11026	Transfer To Reserve	Planning Administration(O)	0	(6,202)	(10,637)	(6,202)	(10,637)
Community Facilities - Geographe Closing Balance			(145,924)	(147,177)	(152,824)	(147,177)	(152,824)
1028 - Community Facilities - Port Geographe							
10904	Opening Balance 1/7/2022	Other General Purpose Funding(O)	(352,422)	(352,422)	(352,422)	(352,422)	(352,422)
10904	Interest Earned	Other General Purpose Funding(O)	(5,636)	(4,798)	(8,223)	(4,798)	(8,223)
Community Facilities - Port Geographe Closing Balance			(358,057)	(357,220)	(360,644)	(357,220)	(360,644)
1029 - Community Facilities - Vasse							
10904	Opening Balance 1/7/2022	Other General Purpose Funding(O)	(175,154)	(175,154)	(175,154)	(175,154)	(175,154)
10904	Interest Earned	Other General Purpose Funding(O)	(2,840)	(4,995)	(8,575)	(4,995)	(8,575)
10904	Transfer To Reserve	Other General Purpose Funding(O)	(2,888)	0	0	0	0
12849	Transfer From Reserve	Sport Oval Lighting - Vasse Ovals(C)	0	0	275,000	0	275,000
Community Facilities - Vasse Closing Balance			(180,882)	(180,148)	91,272	(180,148)	91,272
1030 - Corporate IT Systems Reserve							
10904	Opening Balance 1/7/2022	Other General Purpose Funding(O)	(378,520)	(378,520)	(378,520)	(378,520)	(378,520)
10904	Interest Earned	Other General Purpose Funding(O)	(6,953)	(4,667)	(7,998)	(4,667)	(7,998)
10027	Transfer To Reserve	Asset Management Administration(O)	(80,276)	(80,276)	(137,614)	(80,276)	(137,614)
12876	Transfer From Reserve	ICT Services - Equipment & Software Purchases(C)	0	0	375,000	0	375,000
12928	Transfer From Reserve	BPACC - IT Hardware & Software - Funded Corporate IT Syst(C)	0	0	75,000	0	75,000
Corporate IT Systems Reserve Closing Balance			(465,749)	(463,463)	(74,132)	(463,463)	(74,132)
1031 - Debt Default Reserve							
10904	Opening Balance 1/7/2022	Other General Purpose Funding(O)	(102,371)	(102,371)	(102,371)	(102,371)	(102,371)
10904	Interest Earned	Other General Purpose Funding(O)	(1,637)	(1,396)	(2,402)	(1,396)	(2,402)
10904	Transfer From Reserve	Other General Purpose Funding(O)	0	0	0	0	0
Debt Default Reserve Closing Balance			(104,008)	(103,767)	(104,773)	(103,767)	0
1032 - Election, Value and Corporate Expense Reserve							
10904	Opening Balance 1/7/2022	Other General Purpose Funding(O)	(254,330)	(254,330)	(254,330)	(254,330)	(254,330)
10904	Interest Earned	Other General Purpose Funding(O)	(4,427)	(2,988)	(5,104)	(2,988)	(5,104)
10830	Transfer To Reserve	Members of Council(O)	(83,790)	(83,790)	(143,640)	(83,790)	(143,640)
11126	Transfer From Reserve	Rates Administration(O)	0	0	80,000	0	80,000
Election, Value and Corporate Expense Reserve Closing Balance			(342,547)	(341,108)	(323,074)	(341,108)	(323,074)
1033 - Emergency Disaster Recovery Reserve							
10904	Opening Balance 1/7/2022	Other General Purpose Funding(O)	(74,954)	(74,954)	(74,954)	(74,954)	(74,954)
10904	Interest Earned	Other General Purpose Funding(O)	(1,256)	(1,854)	(3,163)	(1,854)	(3,163)
10007	Transfer To Reserve	Emergency Contingency Costs (Other)(O)	(11,669)	(11,669)	(20,000)	(11,669)	(20,000)
Emergency Disaster Recovery Reserve Closing Balance			(87,880)	(88,477)	(98,117)	(88,477)	(98,117)
1034 - Energy Sustainability Reserve							
10904	Opening Balance 1/7/2022	Other General Purpose Funding(O)	(168,407)	(168,407)	(168,407)	(168,407)	(168,407)
10904	Interest Earned	Other General Purpose Funding(O)	(3,341)	(1,941)	(3,334)	(1,941)	(3,334)
12440	Transfer To Reserve	Energy Efficiency Initiatives (Various Buildings) (C)	(62,881)	(62,881)	(107,793)	(62,881)	(107,793)
12440	Transfer From Reserve	Energy Efficiency Initiatives (Various Buildings) (C)	0	0	133,234	0	133,234
Energy Sustainability Reserve Closing Balance			(234,629)	(233,229)	(146,299)	(233,229)	(146,299)

Reserve Movements (Detail)
For Period Ended 31 January 2023

Project Number	Transaction Type	Project Description	YTD Actual	YTD Budget	Budget Original	YTD BudgetA	Budget Amended
1035 - Footpath and Cycleways Reserve							
10904	Opening Balance 1/7/2022	Other General Purpose Funding(O)	(1,246,636)	(1,246,636)	(1,246,636)	(1,246,636)	(1,246,636)
10904	Interest Earned	Other General Purpose Funding(O)	(28,225)	(3,163)	(5,421)	(3,163)	(5,421)
10027	Transfer To Reserve	Asset Management Administration(O)	(744,947)	(744,947)	(1,277,057)	(744,947)	(1,277,057)
10698	Transfer From Reserve	Buayanyup Drain Shared Path(C)	0	0	31,897	0	31,897
10736	Transfer From Reserve	Amrup Drive Footpath Construction(C)	0	0	74,672	0	74,672
10741	Transfer From Reserve	Busseton CBD Footpath Renewal(C)	0	0	100,000	0	100,000
10742	Transfer From Reserve	Carey Street Footpath Construction(C)	0	0	271,724	0	271,724
10744	Transfer From Reserve	End of Trip Footpath Construction(C)	0	0	10,000	0	10,000
10903	Transfer From Reserve	DAIP - Disability Access(C)	0	0	0	0	30,000
10960	Transfer From Reserve	Dunsborough Centennial Park Project(C)	0	0	99,384	(99,384)	0
11986	Transfer From Reserve	Causeway Road Shared Path(C)	0	0	95,955	0	160,000
12382	Transfer From Reserve	Rails to Trails - Continuation of Implementation Plan(C)	0	0	88,243	0	88,243
12816	Transfer From Reserve	Coastal Principled Shares Path (C)	0	0	206,333	0	72,288
12817	Transfer From Reserve	Prince Regent Drive (C)	0	0	141,000	0	141,000
12818	Transfer From Reserve	Kaloorup Road (C)	0	0	78,000	0	78,000
12877	Transfer From Reserve	Principle Shared Path (PSP) Development Approvals (C)	0	0	25,000	0	25,000
14813	Transfer From Reserve	Geo Bay Road Carpark (10 bays East SLK 0.3 - 0.38)(C)	0	0	0	0	70,000
14814	Transfer From Reserve	Townscape Works Busseton(C)	0	0	0	0	100,000
Footpath and Cycleways Reserve Closing Balance			(2,019,808)	(1,994,745)	(1,306,906)	(2,094,129)	(1,276,290)
1036 - Furniture and Equipment Reserve							
10904	Opening Balance 1/7/2022	Other General Purpose Funding(O)	(516,181)	(516,181)	(516,181)	(516,181)	(516,181)
10904	Interest Earned	Other General Purpose Funding(O)	(8,900)	(3,948)	(6,752)	(3,948)	(6,752)
10027	Transfer To Reserve	Asset Management Administration(O)	(64,218)	(64,218)	(110,091)	(64,218)	(110,091)
10461	Transfer From Reserve	Geographe Leisure Centre(O)	0	0	0	0	0
12876	Transfer From Reserve	ICT Services - Equipment & Software Purchases(C)	0	0	219,845	0	219,845
12878	Transfer From Reserve	Naturaliste Community Centre (NCC) - Purchase Office Furn(C)	0	0	20,000	0	20,000
12917	Transfer From Reserve	BPACC - Loose Furniture & Fittings(C)	0	0	250,000	0	250,000
12938	Transfer From Reserve	YCAB (Youth Precinct Foreshore)(C)	0	0	5,091	0	5,091
12939	Transfer From Reserve	Administration Building- 2-16 Southern Drive(C)	0	0	15,000	0	15,000
12940	Transfer From Reserve	Depot Building-Busseton(C)	0	0	50,000	0	50,000
14730	Transfer From Reserve	Geographe Leisure Centre Fitness Equipment(C)	0	0	18,160	0	18,160
Furniture and Equipment Reserve Closing Balance			(589,299)	(584,347)	(54,928)	(584,347)	(54,928)
1037 - Geographe Leisure Centre Building (GLC) Reserve							
10904	Opening Balance 1/7/2022	Other General Purpose Funding(O)	(314,128)	(314,128)	(314,128)	(314,128)	(314,128)
10904	Interest Earned	Other General Purpose Funding(O)	(7,138)	(1,701)	(2,910)	(1,701)	(2,910)
10027	Transfer To Reserve	Asset Management Administration(O)	(184,310)	(184,310)	(315,962)	(184,310)	(315,962)
10788	Transfer From Reserve	GLC Building Improvements(C)	0	0	423,934	0	423,934
Geographe Leisure Centre Building (GLC) Reserve Closing Balance			(505,576)	(500,139)	(209,066)	(500,139)	(209,066)
1038 - Jetty Maintenance Reserve							
10904	Opening Balance 1/7/2022	Other General Purpose Funding(O)	(6,320,301)	(6,320,301)	(6,320,301)	(6,320,301)	(6,320,301)
10904	Interest Earned	Other General Purpose Funding(O)	(105,400)	(79,347)	(136,007)	(79,347)	(136,007)
10027	Transfer To Reserve	Asset Management Administration(O)	(200,118)	(200,121)	(343,064)	(200,121)	(343,064)
10048	Transfer To Reserve	Busseton Jetty(O)	0	0	(826,541)	0	(826,541)
10160	Transfer To Reserve	Equinox Cafe(O)	(53,858)	(53,857)	(92,327)	(53,857)	(92,327)
10161	Transfer To Reserve	Goose Cafe(O)	(29,855)	(29,854)	(51,178)	(29,854)	(51,178)
10162	Transfer To Reserve	Micro Brewery Building(O)	(54,299)	(54,300)	(93,085)	(54,300)	(93,085)
11704	Transfer To Reserve	Busseton Tennis Club Building (Old)(O)	(14,581)	(14,583)	(25,000)	(14,583)	(25,000)
11798	Transfer To Reserve	Hotel Site 2(O)	(21,280)	(21,277)	(36,474)	(21,277)	(36,474)
10048	Transfer From Reserve	Busseton Jetty(O)	0	45,673	509,398	45,673	509,398
10818	Transfer From Reserve	Busseton Jetty - Capital Expenditure(C)	0	0	280,632	0	480,632
12909	Transfer From Reserve	Busseton Jetty - Replacement Stihl MS381 Chainsaw(C)	0	0	1,891	0	1,891
12910	Transfer From Reserve	Busseton Jetty - Replacement Honda EU20 Generator (Jetty)(C)	0	0	2,827	0	2,827
Jetty Maintenance Reserve Closing Balance			(6,799,693)	(6,727,966)	(7,129,229)	(6,727,966)	(6,929,229)
1039 - Jetty Self Insurance Reserve							
10904	Opening Balance 1/7/2022	Other General Purpose Funding(O)	(573,410)	(573,410)	(573,410)	(573,410)	(573,410)
10904	Interest Earned	Other General Purpose Funding(O)	(9,698)	(7,808)	(13,376)	(7,808)	(13,376)
10048	Transfer To Reserve	Busseton Jetty(O)	(45,675)	(45,675)	(78,297)	(45,675)	(78,297)
Jetty Self Insurance Reserve Closing Balance			(628,783)	(626,894)	(665,084)	(626,894)	(665,084)
1040 - Joint Venture Aged Housing Reserve (Harris/Winderlup)							
10904	Opening Balance 1/7/2022	Other General Purpose Funding(O)	(1,491,225)	(1,491,225)	(1,491,225)	(1,491,225)	(1,491,225)
10904	Interest Earned	Other General Purpose Funding(O)	(25,139)	(17,950)	(30,784)	(17,950)	(30,784)
11684	Transfer To Reserve	Winderlup Court Aged Housing(O)	(108,865)	(108,865)	(186,626)	(108,865)	(186,626)
12231	Transfer From Reserve	Aged Housing Capital Improvements - Harris Road(C)	0	0	12,608	0	12,608
12233	Transfer From Reserve	Aged Housing Capital Improvements - Winderlup(C)	0	0	25,215	0	25,215
Joint Venture Aged Housing Reserve (Harris/Winderlup) Closing Balance			(1,625,230)	(1,618,041)	(1,670,812)	(1,618,041)	(1,670,812)
1041 - Legal Expenses Reserve							
10904	Opening Balance 1/7/2022	Other General Purpose Funding(O)	(638,294)	(638,294)	(638,294)	(638,294)	(638,294)
10904	Interest Earned	Other General Purpose Funding(O)	(10,162)	(7,350)	(12,603)	(7,350)	(12,603)
Legal Expenses Reserve Closing Balance			(648,457)	(645,645)	(650,898)	(645,645)	(650,898)
1042 - Locke Estate Reserve							
10904	Opening Balance 1/7/2022	Other General Purpose Funding(O)	(6,589)	(6,589)	(6,589)	(6,589)	(6,589)
10904	Interest Earned	Other General Purpose Funding(O)	(30)	(87)	(153)	(87)	(153)
Locke Estate Reserve Closing Balance			(6,618)	(6,676)	(6,741)	(6,676)	(6,741)

Reserve Movements (Detail)

For Period Ended 31 January 2023

Project Number	Transaction Type	Project Description	YTD Actual	YTD Budget	Budget Original	YTD BudgetA	Budget Amended
1043 - Long Service Leave Reserve							
10904	Opening Balance 1/7/2022	Other General Purpose Funding(O)	(4,054,581)	(4,054,581)	(4,054,581)	(4,054,581)	(4,054,581)
10904	Interest Earned	Other General Purpose Funding(O)	(67,793)	(48,616)	(83,332)	(48,616)	(83,332)
10810	Transfer To Reserve	Human Resources & Payroll(O)	(262,500)	(262,500)	(450,000)	(262,500)	(450,000)
10041	Transfer From Reserve	Building Services(O)	0	0	19,332	0	19,332
10217	Transfer From Reserve	Busselton Library(O)	0	0	12,935	0	12,935
10461	Transfer From Reserve	Geographie Leisure Centre(O)	0	0	54,830	0	54,830
10462	Transfer From Reserve	Naturaliste Community Centre(O)	0	0	14,256	0	14,256
10652	Transfer From Reserve	Community & Commercial Services Support(O)	0	0	43,908	0	43,908
10678	Transfer From Reserve	Customer Services(O)	0	0	8,409	0	8,409
10704	Transfer From Reserve	Engineering & Works Services Support(O)	0	0	18,295	0	18,295
10710	Transfer From Reserve	Environmental Health Services Administration(O)	0	0	14,393	0	14,393
10711	Transfer From Reserve	Environmental Management Administration(O)	0	0	14,421	0	14,421
10790	Transfer From Reserve	Governance Support Services(O)	0	0	10,657	0	10,657
10810	Transfer From Reserve	Human Resources & Payroll(O)	0	0	11,964	0	11,964
10824	Transfer From Reserve	Legal and Compliance Services(O)	0	0	32,581	0	32,581
10900	Transfer From Reserve	Office of the CEO(O)	0	0	120,000	0	120,000
10901	Transfer From Reserve	Operations Services Administration(O)	0	0	45,697	0	45,697
10902	Transfer From Reserve	Operations Services Works(O)	0	0	137,631	0	137,631
10905	Transfer From Reserve	Other Law, Order & Public Safety(O)	0	0	18,435	0	18,435
11041	Transfer From Reserve	Property Services Administration(O)	0	0	5,212	0	5,212
11124	Transfer From Reserve	Public Relations(O)	0	0	5,982	0	5,982
11126	Transfer From Reserve	Rates Administration(O)	0	0	11,212	0	11,212
11128	Transfer From Reserve	Recreation Administration(O)	0	0	16,788	0	16,788
12225	Transfer From Reserve	Sanitation Waste Services Administration(O)	0	0	34,681	0	34,681
12258	Transfer From Reserve	Statutory Planning(O)	0	0	16,685	0	16,685
Long Service Leave Reserve Closing Balance			(4,384,874)	(4,365,697)	(3,919,609)	(4,365,697)	(3,919,609)
1044 - Major Traffic Improvements Reserve							
10904	Opening Balance 1/7/2022	Other General Purpose Funding(O)	(1,184,734)	(1,184,734)	(1,184,734)	(1,184,734)	(1,184,734)
10904	Interest Earned	Other General Purpose Funding(O)	(21,108)	(13,588)	(23,309)	(13,588)	(23,309)
10027	Transfer To Reserve	Asset Management Administration(O)	(200,690)	(200,690)	(344,035)	(200,690)	(344,035)
10673	Transfer From Reserve	Peel & Queen Street Roundabout Service Relocation(C)	0	0	19,941	0	19,941
10831	Transfer From Reserve	Rotary Park / War Memorial Relocation(C)	0	0	375,000	0	375,000
12845	Transfer From Reserve	General Design / Modelling Works (O)	0	0	300,000	0	300,000
Major Traffic Improvements Reserve Closing Balance			(1,406,532)	(1,399,012)	(857,137)	(1,399,012)	(857,137)
1045 - Marketing & Area Promotion Reserve							
10904	Opening Balance 1/7/2022	Other General Purpose Funding(O)	(655,702)	(655,702)	(655,702)	(655,702)	(655,702)
10904	Interest Earned	Other General Purpose Funding(O)	(18,635)	(2,988)	(5,138)	(2,988)	(5,138)
10188	Transfer To Reserve	Events(O)	(777,469)	(777,469)	(1,332,802)	(777,469)	(1,332,802)
10188	Transfer From Reserve	Events(O)	0	0	1,545,548	0	1,545,548
14729	Transfer From Reserve	Events Furniture & Equipment(C)	0	0	200,000	0	200,000
Marketing & Area Promotion Reserve Closing Balance			(1,451,807)	(1,436,159)	(248,094)	(1,436,159)	(248,094)
1046 - Naturaliste Community Centre Building (NCC) Reserve							
10904	Opening Balance 1/7/2022	Other General Purpose Funding(O)	(170,089)	(170,089)	(170,089)	(170,089)	(170,089)
10904	Interest Earned	Other General Purpose Funding(O)	(3,174)	(1,330)	(2,287)	(1,330)	(2,287)
10027	Transfer To Reserve	Asset Management Administration(O)	(42,245)	(42,245)	(72,415)	(42,245)	(72,415)
12791	Transfer From Reserve	Naturaliste Community Centre Fire Indicator Panel Renewal(C)	0	0	30,000	0	30,000
12867	Transfer From Reserve	Naturaliste Community Centre - Maintenance External Work(O)	0	0	91,000	0	91,000
Naturaliste Community Centre Building (NCC) Reserve Closing Balance			(215,508)	(213,664)	(123,791)	(213,664)	(123,791)
1047 - New Infrastructure Development Reserve							
10904	Opening Balance 1/7/2022	Other General Purpose Funding(O)	(723,693)	(723,693)	(723,693)	(723,693)	(723,693)
10904	Interest Earned	Other General Purpose Funding(O)	(11,413)	(3,511)	(6,026)	(3,511)	(6,026)
10904	Transfer To Reserve	Other General Purpose Funding(O)	(4,257)	0	0	0	0
12407	Transfer From Reserve	Dunsborough Lakes Sporting Precinct (Stage 1)(C)	0	0	453,487	0	453,487
12936	Transfer From Reserve	Property Services Administration(C)	0	0	50,000	0	50,000
New Infrastructure Development Reserve Closing Balance			(739,363)	(727,204)	(226,232)	(727,204)	(226,232)
1048 - Other Infrastructure (Drainage, Signage Etc) Reserve							
10904	Opening Balance 1/7/2022	Other General Purpose Funding(O)	(403,731)	(403,731)	(403,731)	(403,731)	(403,731)
10904	Interest Earned	Other General Purpose Funding(O)	(11,478)	(5,453)	(9,360)	(5,453)	(9,360)
10027	Transfer To Reserve	Asset Management Administration(O)	(441,511)	(441,511)	(756,876)	(441,511)	(756,876)
10691	Transfer From Reserve	Busselton LIA - Geocatch Drain Partnership WSUD Improve(C)	0	0	30,000	0	30,000
10692	Transfer From Reserve	Carey Street Drainage Upgrade(C)	0	0	220,369	0	220,369
10852	Transfer From Reserve	RBFS Various Grant Applications(C)	0	0	15,900	0	15,900
12786	Transfer From Reserve	Newtown Beach Boat Ramp (O)	0	0	17,255	0	17,255
12787	Transfer From Reserve	Dunsborough Boat Ramp(O)	0	0	17,382	0	17,382
12788	Transfer From Reserve	Quindalup Boat Ramp (Sea Rescue)(O)	0	0	17,255	0	17,255
12814	Transfer From Reserve	High View Road Drainage Works(C)	0	0	221,559	0	221,559
12815	Transfer From Reserve	North Street Drainage Works(C)	0	0	233,056	0	233,056
Other Infrastructure (Drainage, Signage Etc) Reserve Closing Balance			(856,720)	(850,694)	(397,190)	(850,694)	(397,190)
1049 - Parks, Gardens and Reserves Reserve							
10904	Opening Balance 1/7/2022	Other General Purpose Funding(O)	(633,227)	(633,227)	(633,227)	(633,227)	(633,227)
10904	Interest Earned	Other General Purpose Funding(O)	(18,584)	(3,642)	(6,241)	(3,642)	(6,241)
10027	Transfer To Reserve	Asset Management Administration(O)	(762,608)	(762,608)	(1,307,332)	(762,608)	(1,307,332)
10765	Transfer From Reserve	Foreshore Busselton - High Street to Carey Street(C)	0	0	10,000	0	10,000
10951	Transfer From Reserve	Mitchell Park Upgrade(C)	0	0	37,491	0	37,491
10952	Transfer From Reserve	Possum Park Barnard East Upgrade(C)	0	0	0	0	30,000
10953	Transfer From Reserve	Youth Skate Park(C)	0	0	10,000	0	10,000
10985	Transfer From Reserve	P&E - P&G Smart Technologies(C)	0	0	100,000	0	100,000
10987	Transfer From Reserve	Shade Sail Program(C)	0	0	196,414	0	196,414
11036	Transfer From Reserve	Park Furniture Replacement - Replace aged & unsafe Equip(C)	0	0	30,000	0	30,000
11036	Transfer From Reserve	Playgrounds General - Replacement of playground equipment(C)	0	0	175,000	0	175,000
11109	Transfer From Reserve	BBQ Placement and Replacement(C)	0	0	15,000	0	15,000
12251	Transfer From Reserve	Crickit Wicket Renewal(C)	0	0	39,230	0	39,230
12526	Transfer From Reserve	Beach Access Improvements(C)	0	0	35,000	0	35,000
12819	Transfer From Reserve	Beach Enclosures(C)	0	0	100,491	0	100,491
12820	Transfer From Reserve	Bird Crescent Dunsborough POS- improvements(C)	0	0	11,000	0	11,000
12821	Transfer From Reserve	Churchill Park - Main Oval Renewal (C)	0	0	444,558	0	0
12929	Transfer From Reserve	BPACC - Landscaping - Funded Parks, Gardens & Reserve Res(C)	0	0	500,000	0	500,000
14816	Transfer From Reserve	Carpark Hotel Site 2 Land Scaping(C)	0	0	0	0	150,000
Parks, Gardens and Reserves Reserve Closing Balance			(1,414,419)	(1,399,478)	(242,616)	(1,399,478)	(507,174)

Reserve Movements (Detail)
For Period Ended 31 January 2023

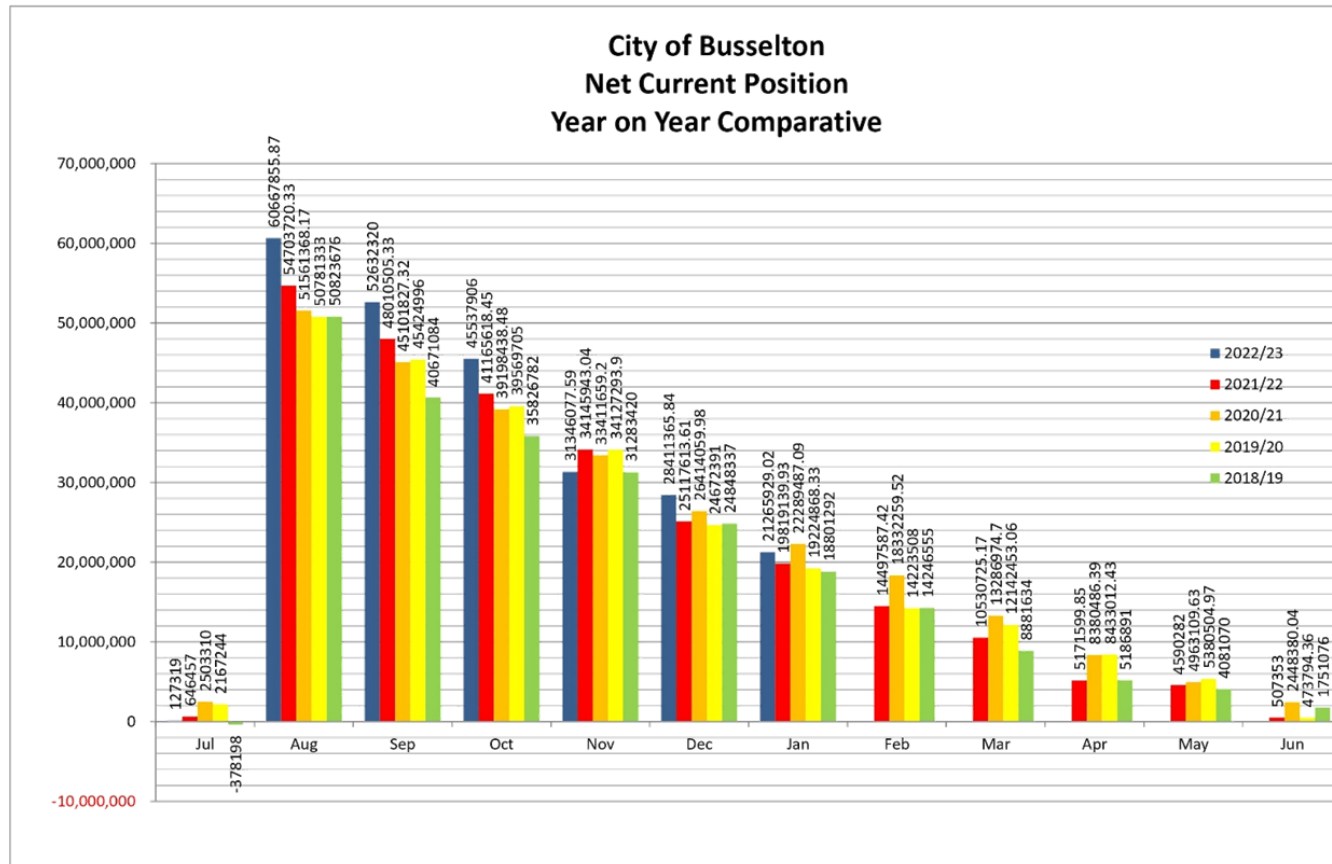
Project Number	Transaction Type	Project Description	YTD Actual	YTD Budget	Budget Original	YTD BudgetA	Budget Amended
1050 - Performing Arts and Convention Centre Reserve							
10904	Opening Balance 1/7/2022	Other General Purpose Funding(O)	(2,386,293)	(2,386,293)	(2,386,293)	(2,386,293)	(2,386,293)
10904	Interest Earned	Other General Purpose Funding(O)	(39,437)	(23,643)	(40,539)	(23,643)	(40,539)
12918	Transfer To Reserve	BPACC - Construction(C)	0	0	(1,800,000)	0	(1,800,000)
10022	Transfer From Reserve	BPACC Operations(O)	0	0	46,433	0	46,433
12918	Transfer From Reserve	BPACC - Construction(C)	0	0	1,642,703	0	1,642,703
Performing Arts and Convention Centre Reserve Closing Balance			(2,425,729)	(2,409,935)	(2,537,696)	(2,409,935)	(2,537,696)
1051 - Plant Replacement Reserve							
10904	Opening Balance 1/7/2022	Other General Purpose Funding(O)	(2,698,073)	(2,698,073)	(2,698,073)	(2,698,073)	(2,698,073)
10904	Interest Earned	Other General Purpose Funding(O)	(49,998)	(25,998)	(44,562)	(25,998)	(44,562)
10027	Transfer To Reserve	Asset Management Administration(O)	(642,201)	(642,201)	(1,100,911)	(642,201)	(1,100,911)
12879	Transfer From Reserve	Plant Purchases (P11) - Spit water heavy duty high pressu(C)	0	0	13,500	0	13,500
12880	Transfer From Reserve	Plant Purchases (P11) - Water Tank 4,500 LT with Pump & (C)	0	0	14,200	0	14,200
12881	Transfer From Reserve	Plant Purchases (P11) - HINO FD1024 Beavertail Truck (tur(C)	0	0	61,500	0	61,500
12882	Transfer From Reserve	Plant Purchases (P11) - Isuzu NPR85-190 Single Cab (Turf (C)	0	0	65,000	0	65,000
12883	Transfer From Reserve	Plant Purchases (P11) - Kubota F3690 Outfront Mower (C)	0	0	27,000	0	27,000
12884	Transfer From Reserve	Plant Purchases (P11) - Kubota F3690 Outfront Mower (C)	0	0	27,000	0	27,000
12885	Transfer From Reserve	Plant Purchases (P11) - Kubota F3690 Outfront Mower (C)	0	0	27,000	0	27,000
12886	Transfer From Reserve	Plant Purchases (P11) - Brush / Tree Chipper(C)	0	0	100,000	0	100,000
12887	Transfer From Reserve	Plant Purchases (P11) - Redexim Easyspread 1600 Sand Spre(C)	0	0	19,200	0	19,200
12888	Transfer From Reserve	Plant Purchases (P12) - HINO FS2848 Tipper Truck (Constr(C)	0	0	150,000	0	150,000
12889	Transfer From Reserve	Plant Purchases (P12) - Speed Display/VMB single axle tra(C)	0	0	22,500	0	22,500
12890	Transfer From Reserve	Plant Purchases (P12) - Caterpillar CS56 Rolliee (Constru(C)	0	0	114,000	0	114,000
12891	Transfer From Reserve	Plant Purchases (P12) - Ditchwitch Cable Locator(C)	0	0	7,500	0	7,500
12892	Transfer From Reserve	Plant Purchases (P12) - ISUZU FVZ1400 Tipper Truck (Const(C)	0	0	155,000	0	155,000
12893	Transfer From Reserve	Planning and Development Services - Replacement Complianc(C)	0	0	23,000	0	23,000
12894	Transfer From Reserve	Plan and Dev - Replacement Comp - Nissan X-trail(C)	0	0	18,000	0	18,000
12895	Transfer From Reserve	Engineering and Works Services - Replacement Asset Manage(C)	0	0	18,500	0	18,500
12896	Transfer From Reserve	Engineering and Works Services - Replacement Building Fac(C)	0	0	23,000	0	23,000
12897	Transfer From Reserve	Engineering and Works Services - Replacement Isuzu D-Max (C)	0	0	27,500	0	27,500
12898	Transfer From Reserve	Engineering and Works Services - Replacement Mitsubishi G(C)	0	0	27,500	0	27,500
12899	Transfer From Reserve	Engineering and Works Services - Replacement Isuzu D-Max (C)	0	0	27,000	0	27,000
12900	Transfer From Reserve	Engineering and Works Services - Replacement Toyota Hilux(C)	0	0	22,000	0	22,000
12901	Transfer From Reserve	Engineering and Works Services - Replacement Toyota Hilux(C)	0	0	22,000	0	22,000
12902	Transfer From Reserve	Finance and Corporate Services - Replacement Manager Gove(C)	0	0	20,000	0	20,000
12903	Transfer From Reserve	Finance and Corporate Services - Replacement IT Coordinat(C)	0	0	18,000	0	18,000
12904	Transfer From Reserve	Plant Purchases (P11) - Minor Plant (Capital)(C)	0	0	18,000	0	18,000
12905	Transfer From Reserve	Plant Purchases (P11) - Minor Plant (Non-Capital)(C)	0	0	36,000	0	36,000
12906	Transfer From Reserve	Plant Purchases (P12) - Minor Plant (Capital)(C)	0	0	13,500	0	13,500
12907	Transfer From Reserve	Plant Purchases (P12) - Minor Plant (Non-Capital)(C)	0	0	13,500	0	13,500
12908	Transfer From Reserve	Transport - Workshop - Minor Plant(C)	0	0	9,000	0	9,000
12948	Transfer From Reserve	Environmental Health Serv Admin-Health Ute(C)	0	0	22,000	0	22,000
14818	Transfer From Reserve	Wheelled 20t excavator Inc. Accessories(C)	0	0	0	0	485,000
14819	Transfer From Reserve	Positrak (Cat 299) with Accessories (C)	0	0	0	0	250,000
14820	Transfer From Reserve	Trailer for Towing Positrak & Traffic Lights(C)	0	0	0	0	40,000
14821	Transfer From Reserve	Trailer Traffic Lights x 2 (and Sign Cones)(C)	0	0	0	0	45,000
14822	Transfer From Reserve	Chainsaw and Polesaw (O)	0	0	0	0	2,500
Plant Replacement Reserve Closing Balance			(3,390,272)	(3,366,273)	(2,681,646)	(3,366,273)	(1,859,146)
1052 - Port Geographe Development Reserve (Council)							
10904	Opening Balance 1/7/2022	Other General Purpose Funding(O)	(126,996)	(126,996)	(126,996)	(126,996)	(126,996)
10904	Interest Earned	Other General Purpose Funding(O)	(2,393)	(371)	(620)	(371)	(620)
10325	Transfer To Reserve	Port Geographe(O)	(34,118)	(34,118)	(58,485)	(34,118)	(58,485)
10086	Transfer From Reserve	Pedestrian Bridge (Port Geographe)(O)	0	0	64,152	0	64,152
10767	Transfer From Reserve	Port Geographe General Improvements/ Foreshore(C)	0	0	82,285	0	82,285
Port Geographe Development Reserve (Council) Closing Balance			(163,507)	(161,484)	(39,664)	(161,484)	(39,664)
1053 - Port Geographe Waterways Management Reserve							
10904	Opening Balance 1/7/2022	Other General Purpose Funding(O)	(3,060,602)	(3,060,602)	(3,060,602)	(3,060,602)	(3,060,602)
10904	Interest Earned	Other General Purpose Funding(O)	(50,525)	(41,200)	(70,641)	(41,200)	(70,641)
10325	Transfer To Reserve	Port Geographe(O)	(136,934)	(136,934)	(234,744)	(136,934)	(234,744)
10325	Transfer From Reserve	Port Geographe(O)	0	0	390,547	0	390,547
Port Geographe Waterways Management Reserve Closing Balance			(3,248,061)	(3,238,736)	(2,975,440)	(3,238,736)	(2,975,440)
1054 - Professional Development Reserve							
10904	Opening Balance 1/7/2022	Other General Purpose Funding(O)	(156,214)	(156,214)	(156,214)	(156,214)	(156,214)
10904	Interest Earned	Other General Purpose Funding(O)	(2,460)	(1,854)	(3,184)	(1,854)	(3,184)
			0	0	0	0	0
			0	0	0	0	0
Professional Development Reserve Closing Balance			(158,674)	(158,068)	(159,398)	(158,068)	(159,398)
1055 - Provence Landscape Maintenance Reserve (SAR)							
10904	Opening Balance 1/7/2022	Other General Purpose Funding(O)	(1,323,559)	(1,323,559)	(1,323,559)	(1,323,559)	(1,323,559)
10904	Interest Earned	Other General Purpose Funding(O)	(22,455)	(16,860)	(28,911)	(16,860)	(28,911)
10966	Transfer To Reserve	Provence SAR Area General Improvements to the Area(C)	(113,155)	(113,155)	(193,983)	(113,155)	(193,983)
10966	Transfer From Reserve	Provence SAR Area General Improvements to the Area(C)	0	0	20,000	0	20,000
12999	Transfer From Reserve	Provence SAR Reserve Funding(O)	0	0	132,251	0	132,251
Provence Landscape Maintenance Reserve (SAR) Closing Balance			(1,459,169)	(1,453,573)	(1,394,202)	(1,453,573)	(1,394,202)
1056 - Public Art Reserve							
10904	Opening Balance 1/7/2022	Other General Purpose Funding(O)	(249,544)	(48,666)	(48,666)	(48,666)	(48,666)
10904	Interest Earned	Other General Purpose Funding(O)	(746)	(633)	(1,091)	(633)	(1,091)
			0	0	0	0	0
			0	0	0	0	0
Public Art Reserve Closing Balance			(250,290)	(47,298)	(47,756)	(47,298)	(47,756)
1057 - Railway House Building Reserve (50%)							
10904	Opening Balance 1/7/2022	Other General Purpose Funding(O)	(63,088)	(63,088)	(63,088)	(63,088)	(63,088)
10904	Interest Earned	Other General Purpose Funding(O)	(1,169)	(829)	(1,405)	(829)	(1,405)
10027	Transfer To Reserve	Asset Management Administration(O)	(13,895)	(13,895)	(23,814)	(13,895)	(23,814)
10904	Transfer From Reserve	Other General Purpose Funding(O)	0	0	0	0	0
Railway House Building Reserve (50%) Closing Balance			(78,152)	(77,812)	(88,307)	(77,812)	(88,307)

Reserve Movements (Detail)
For Period Ended 31 January 2023



Project Number	Transaction Type	Project Description	YTD Actual	YTD Budget	Budget Original	YTD BudgetA	Budget Amended
1058 - Road Asset Renewal Reserve							
10904	Opening Balance 1/7/2022	Other General Purpose Funding(O)	(1,920,213)	(1,920,213)	(1,920,213)	(1,920,213)	(1,920,213)
10904	Interest Earned	Other General Purpose Funding(O)	(33,112)	(5,714)	(9,796)	(5,714)	(9,796)
10027	Transfer To Reserve	Asset Management Administration(O)	(2,006,872)	(2,006,872)	(3,440,347)	(2,006,872)	(3,440,347)
10256	Transfer From Reserve	Road Maintenance General(O)	175,000	0	175,000	0	175,000
11193	Transfer From Reserve	Wilyabrup Road Resheet(C)	130,000	0	130,000	0	130,000
11199	Transfer From Reserve	Bussell Highway(C)	0	0	443,465	0	443,465
11987	Transfer From Reserve	Caves Road - Median Crossing(C)	0	0	17,960	0	17,960
11991	Transfer From Reserve	Commonage & Hayes Road intersection Safety works(C)	0	0	38,951	0	38,951
11997	Transfer From Reserve	Gifford Road Reconstruction(C)	0	0	111,053	0	111,053
11999	Transfer From Reserve	Kaloorup Road - Reconstruct and Seal Shoulders(C)	0	0	25,472	0	25,472
12000	Transfer From Reserve	Kaloorup Road (Stage 1)(C)	0	0	23,137	0	23,137
12005	Transfer From Reserve	Payne Road(C)	0	0	190,000	0	190,000
12007	Transfer From Reserve	Rendezvous Road Spray Seals(C)	0	0	58,218	0	0
12010	Transfer From Reserve	Sugarloaf Road(C)	0	0	250,502	0	250,502
12012	Transfer From Reserve	Wildwood Road(C)	0	0	0	0	180,000
12333	Transfer From Reserve	Townscape Works Dunsborough(C)	0	0	0	0	351,169
12611	Transfer From Reserve	North Jindong Road(C)	0	0	0	0	270,000
12824	Transfer From Reserve	Acton Park Road(C)	908,000	0	908,000	0	908,000
12825	Transfer From Reserve	Farquar Road Resheet(C)	0	0	75,000	0	75,000
12826	Transfer From Reserve	Glendon Road Resheet(C)	0	0	29,347	0	29,347
12828	Transfer From Reserve	Rural road open drain maintenance - Reserve Funded(O)	0	0	100,000	0	100,000
12829	Transfer From Reserve	Rural Verge Maintenance - Reserve Funded(O)	0	0	150,000	0	150,000
12830	Transfer From Reserve	Urban Tree Management - Reserve Funded(O)	0	0	70,000	0	70,000
12831	Transfer From Reserve	Princedale Road - Reserve Funded(O)	0	0	40,000	0	40,000
12832	Transfer From Reserve	Urban Drainage - Reserve Funded(O)	0	0	40,000	0	40,000
12833	Transfer From Reserve	Prewinter stormwater drainage maintenance - Reserve Funded(O)	0	0	70,000	0	70,000
12834	Transfer From Reserve	Urban Compensation Basin Maintenance - Reserve Funded(O)	0	0	30,000	0	30,000
12835	Transfer From Reserve	Ludlow-Hithergreen Road(C)	0	0	110,000	0	110,000
12837	Transfer From Reserve	Pre-emptive Design Works (C)	0	0	50,000	0	50,000
12838	Transfer From Reserve	Queen Elizabeth Avenue(C)	0	0	230,000	0	230,000
12839	Transfer From Reserve	Seista Park Road(C)	0	0	198,000	0	0
12840	Transfer From Reserve	Sheens Road Apron(C)	0	0	8,000	0	8,000
12841	Transfer From Reserve	Strelly Street (C)	0	0	60,000	0	60,000
12842	Transfer From Reserve	Nuttman Road (C)	0	0	55,235	0	55,235
12851	Transfer From Reserve	Bussell Highway(C)	0	0	150,000	0	150,000
14817	Transfer From Reserve	Road Access Seal - Busselton Animal care facility(C)	0	0	0	0	50,000
Road Asset Renewal Reserve Closing Balance			(2,747,197)	(3,932,800)	(1,533,016)	(3,932,800)	(938,065)
1059 - Sick Pay Incentive Reserve							
10904	Opening Balance 1/7/2022	Other General Purpose Funding(O)	(79,477)	(79,477)	(79,477)	(79,477)	(79,477)
10904	Interest Earned	Other General Purpose Funding(O)	(1,236)	(436)	(736)	(436)	(736)
10810	Transfer From Reserve	Human Resources & Payroll(O)	0	0	15,000	0	15,000
Sick Pay Incentive Reserve Closing Balance			(80,713)	(79,913)	(65,215)	(79,913)	(65,215)
1060 - Strategic Projects Reserve							
10904	Opening Balance 1/7/2022	Other General Purpose Funding(O)	(2,909,578)	(2,909,578)	(2,909,578)	(2,909,578)	(2,909,578)
10904	Interest Earned	Other General Purpose Funding(O)	(46,704)	(39,586)	(67,893)	(39,586)	(67,893)
10830	Transfer To Reserve	Members of Council(O)	(14,581)	(14,581)	(25,000)	(14,581)	(25,000)
12847	Transfer From Reserve	Purchase Sues Road(C)	0	0	500,000	0	500,000
Strategic Projects Reserve Closing Balance			(2,970,863)	(2,963,745)	(2,502,471)	(2,963,745)	(2,502,471)
1061 - Vasse Newtown Landscape Maintenance Reserve (SAR)							
10904	Opening Balance 1/7/2022	Other General Purpose Funding(O)	(668,099)	(668,099)	(668,099)	(668,099)	(668,099)
10904	Interest Earned	Other General Purpose Funding(O)	(11,859)	(8,833)	(15,140)	(8,833)	(15,140)
10969	Transfer To Reserve	Vasse SAR Area General Improvements to the Area(C)	(111,286)	(111,286)	(190,775)	(111,286)	(190,775)
10969	Transfer From Reserve	Vasse SAR Area General Improvements to the Area(C)	0	0	150,000	0	150,000
12822	Transfer From Reserve	Vasse SAR Area General Improvements to the Area - Tree Re(O)	0	0	50,000	0	50,000
13000	Transfer From Reserve	Vasse SAR Reserve Funding(O)	0	0	140,536	0	140,536
Vasse Newtown Landscape Maintenance Reserve (SAR) Closing Balance			(791,244)	(788,218)	(533,478)	(788,218)	(533,478)
1062 - Vasse Sports Pavilion Building Reserve							
10904	Opening Balance 1/7/2022	Other General Purpose Funding(O)	(1,685)	(1,685)	(1,685)	(1,685)	(1,685)
10904	Interest Earned	Other General Purpose Funding(O)	(31)	(22)	(41)	(22)	(41)
10027	Transfer To Reserve	Asset Management Administration(O)	(378)	(378)	(649)	(378)	(649)
Vasse Sports Pavilion Building Reserve Closing Balance			(2,094)	(2,085)	(2,375)	(2,085)	(2,375)
1063 - Waste Facilities and Plant Reserve							
10904	Opening Balance 1/7/2022	Other General Purpose Funding(O)	(8,287,152)	(8,287,152)	(8,287,152)	(8,287,152)	(8,287,152)
10904	Interest Earned	Other General Purpose Funding(O)	(132,307)	(88,943)	(152,487)	(88,943)	(152,487)
12225	Transfer To Reserve	Sanitation Waste Services Administration(O)	0	0	0	0	0
12412	Transfer To Reserve	Domestic & Commercial Waste Collection(O)	0	0	(2,032,658)	0	(2,032,658)
10688	Transfer From Reserve	Depot Washdown Facility Upgrades(C)	0	0	76,700	0	76,700
11130	Transfer From Reserve	Regional Waste Management Administration(O)	0	0	106,780	0	106,780
12420	Transfer From Reserve	Vidler Road Waste Site Capital Improvements(C)	0	0	28,955	0	28,955
12421	Transfer From Reserve	City Lined Landfill Stage 2 - Preliminary Works(C)	0	0	1,950,000	0	1,950,000
12425	Transfer From Reserve	Busselton Landfill Post-closure Capping, Rehab & Remediat(C)	0	0	2,000,000	0	2,000,000
12427	Transfer From Reserve	Dunsborough Waste Facility(O)	0	0	284,914	0	284,914
12428	Transfer From Reserve	Transfer Station Development(C)	0	0	158,375	0	400,000
12843	Transfer From Reserve	SW Regional Waste Group Funding - Regional Waste Hub Deve(O)	0	0	50,000	0	50,000
12844	Transfer From Reserve	Dunsborough Landfill - Washdown Bay(C)	0	0	150,000	0	150,000
12911	Transfer From Reserve	Waste Management - Replacement of Volvo FE320 6x4 Dual Co(C)	0	0	440,000	0	440,000
12912	Transfer From Reserve	Waste Management - Plant Replacement Grab bucket and at(C)	0	0	30,000	0	30,000
12913	Transfer From Reserve	Waste Management - Plant Replacement Trailer for bin clea(C)	0	0	20,000	0	20,000
12914	Transfer From Reserve	Waste Management - Plant Replacement Minor (Capital)(C)	0	0	10,000	0	10,000
12915	Transfer From Reserve	Waste Management - Plant Replacement Minor (Non Capital)(C)	0	0	10,000	0	10,000
14823	Transfer From Reserve	Bin Truck Replacement (Side Arm)(C)	0	0	0	0	440,000
Waste Facilities and Plant Reserve Closing Balance			(8,419,459)	(8,376,095)	(5,156,573)	(8,376,095)	(4,474,948)
1064 - Winderup Aged Housing Reserve (City Controlled)							
10904	Opening Balance 1/7/2022	Other General Purpose Funding(O)	(356,904)	(356,904)	(356,904)	(356,904)	(356,904)
10904	Interest Earned	Other General Purpose Funding(O)	(6,145)	(3,599)	(6,154)	(3,599)	(6,154)
10027	Transfer To Reserve	Asset Management Administration(O)	(36,687)	(36,687)	(62,889)	(36,687)	(62,889)
12234	Transfer From Reserve	Aged Housing Capital Improvements - Winderup Court (City(C)	0	0	49,000	0	49,000
Winderup Aged Housing Reserve (City Controlled) Closing Balance			(399,735)	(397,189)	(376,946)	(397,189)	(376,946)

Reserve Movements (Detail)
For Period Ended 31 January 2023

Project Number	Transaction Type	Project Description	YTD Actual	YTD Budget	Budget Original	YTD BudgetA	Budget Amended
1065 - Workers Compensation and Extended Sick Leave							
10904	Opening Balance 1/7/2022	Other General Purpose Funding(O)	(194,219)	(194,219)	(194,219)	(194,219)	(194,219)
10904	Interest Earned	Other General Purpose Funding(O)	(3,074)	(2,639)	(4,530)	(2,639)	(4,530)
			0	0	0	0	0
10810	Transfer From Reserve	Human Resources & Payroll(O)	0	0	193,000	0	193,000
		<i>Workers Compensation and Extended Sick Leave Closing Balance</i>	(197,293)	(196,858)	(5,750)	(196,858)	(5,750)
1066 - Youth and Community Activities Building Reserve							
10904	Opening Balance 1/7/2022	Other General Purpose Funding(O)	(158,158)	(158,158)	(158,158)	(158,158)	(158,158)
10904	Interest Earned	Other General Purpose Funding(O)	(2,878)	(1,941)	(3,315)	(1,941)	(3,315)
10027	Transfer To Reserve	Asset Management Administration(O)	(30,310)	(30,310)	(51,957)	(30,310)	(51,957)
			0	0	0	0	0
		<i>Youth and Community Activities Building Reserve Closing Balance</i>	(191,345)	(190,409)	(213,430)	(190,409)	(213,430)
1067 - Prepaid Grants and Deferred Works & Services Reserves							
10904	Opening Balance 1/7/2022	Other General Purpose Funding(O)	(1,979,511)	(1,979,511)	(1,979,511)	(1,979,511)	(1,979,511)
10904	Interest Earned	Other General Purpose Funding(O)	1,696	0	0	0	0
			0	0	0	0	0
10904	Transfer From Reserve	Other General Purpose Funding(O)	1,977,034	0	1,979,511	0	1,979,511
		<i>Prepaid Grants and Deferred Works & Services Reserves Closing Balance</i>	(781)	(1,979,511)	(0)	(1,979,511)	(0)
1069 - Airport Infrastructure Renewal and Replacement Reserve							
10904	Opening Balance 1/7/2022	Other General Purpose Funding(O)	(1,259,815)	(1,259,815)	(1,259,815)	(1,259,815)	(1,259,815)
10904	Interest Earned	Other General Purpose Funding(O)	(19,870)	(14,177)	(24,294)	(14,177)	(24,294)
10594	Transfer To Reserve	Airport Operations(O)	0	0	(642,013)	0	(642,013)
10585	Transfer From Reserve	BMRA Hangars(C)	0	0	182,891	0	182,891
12930	Transfer From Reserve	Airport Operations - Replacement Ute - Airport Operations(C)	0	0	35,000	0	35,000
12931	Transfer From Reserve	Airport Operations - Replacement Deutz/able 75KVA Generat(C)	0	0	19,000	0	19,000
12932	Transfer From Reserve	Airport Operations - Replacement Toro Groundmaster 7200 M(C)	0	0	22,000	0	22,000
12933	Transfer From Reserve	Airport Operations - Replacement Stihl FS94R CE Brushcut(C)	0	0	600	0	600
12934	Transfer From Reserve	Airport Operations - Replacement Bar Petrol 3000PSI Press(C)	0	0	1,150	0	1,150
12935	Transfer From Reserve	Airport Operations - Replacement Blower(C)	0	0	350	0	350
		<i>Airport Infrastructure Renewal and Replacement Reserve Closing Balance</i>	(1,279,685)	(1,273,991)	(1,665,130)	(1,273,991)	(1,665,130)
1070 - Airport Noise Mitigation Reserve							
10904	Opening Balance 1/7/2022	Other General Purpose Funding(O)	(683,694)	(683,694)	(683,694)	(683,694)	(683,694)
10904	Interest Earned	Other General Purpose Funding(O)	(10,914)	(5,932)	(10,185)	(5,932)	(10,185)
			0	0	0	0	0
10586	Transfer From Reserve	Airport Development Operations(O)	0	0	98,238	0	98,238
		<i>Airport Noise Mitigation Reserve Closing Balance</i>	(694,608)	(689,626)	(595,641)	(689,626)	(595,641)
1071 - LED Street Lighting Replacement Program Reserve							
10904	Opening Balance 1/7/2022	Other General Purpose Funding(O)	(38,098)	(38,098)	(38,098)	(38,098)	(38,098)
10904	Interest Earned	Other General Purpose Funding(O)	(931)	0	(3)	0	(3)
10254	Transfer To Reserve	Street Lighting Installations(O)	(29,169)	(29,169)	(50,000)	(29,169)	(50,000)
10251	Transfer From Reserve	LED Street Light Replacement Program(O)	0	0	87,866	0	87,866
		<i>LED Street Lighting Replacement Program Reserve Closing Balance</i>	(68,198)	(67,267)	(235)	(67,267)	(235)
1072 - Lou Weston Oval Pavilion Reserve							
10904	Interest Earned	Other General Purpose Funding(O)	0	0	0	0	0
			(831)	0	0	0	0
10027	Transfer To Reserve	Asset Management Administration(O)	(7,252)	(7,252)	(12,431)	(7,252)	(12,431)
			0	0	0	0	0
		<i>Lou Weston Oval Pavilion Reserve Closing Balance</i>	(7,335)	(7,252)	(12,431)	(7,252)	(12,431)
1073 - Waterways Restoration Reserve							
10904	Opening Balance 1/7/2022	Other General Purpose Funding(O)	(10)	(10)	(10)	(10)	(10)
10904	Interest Earned	Other General Purpose Funding(O)	(3,654)	0	0	0	0
10711	Transfer To Reserve	Environmental Management Administration(O)	(321,099)	(321,099)	(550,455)	(321,099)	(550,455)
12848	Transfer From Reserve	Vasse River - Ongoing Restoration of River Habitat(O)	0	0	550,455	0	550,455
		<i>Waterways Restoration Reserve Closing Balance</i>	(324,762)	(321,109)	(10)	(321,109)	(10)
1078 - Post Office Tea Rooms Reserve							
			0	0	0	0	0
			0	0	0	0	0
10020	Transfer To Reserve	Art Geo Administration(O)	0	0	(121,028)	0	(121,028)
10020	Transfer From Reserve	Art Geo Administration(O)	0	0	60,514	0	60,514
10033	Transfer From Reserve	Art Geo Building(O)	0	0	60,514	0	60,514
12472	Transfer From Reserve	ArtGeo Building(C)	0	0	0	0	0
		<i>Post Office Tea Rooms Reserve Closing Balance</i>	0	0	0	0	0
1079 - Peel Tce/Causeway Rd Building Reserve							
			0	0	0	0	0
			0	0	0	0	0
10441	Transfer To Reserve	Peel Tce Building & Surrounds(O)	0	0	(23,429)	0	(23,429)
			0	0	0	0	0
		<i>Peel Tce/Causeway Rd Building Reserve Closing Balance</i>	0	0	(23,429)	0	(23,429)
Grand Total			(79,474,242)	(82,073,877)	(59,608,590)	(82,173,261)	(57,259,536)
Opening Balance 1/7/2022			(71,183,341)	(71,017,796)	(71,017,796)	(71,017,796)	(71,017,796)
Interest Earned			(1,321,763)	(729,147)	(1,250,000)	(729,147)	(1,250,000)
Transfer To Reserve			(10,159,172)	(10,372,608)	(23,227,258)	(10,372,608)	(23,332,031)
Transfer From Reserve			3,190,034	45,673	35,886,464	(53,711)	38,340,291
Grand Total			(79,474,242)	(82,073,877)	(59,608,590)	(82,173,261)	(57,259,536)



12.6 Finance Committee - 8/3/2023 - LIST OF PAYMENTS MADE - JANUARY 2023

STRATEGIC THEME	LEADERSHIP - A Council that connects with the community and is accountable in its decision making.
STRATEGIC PRIORITY	4.2 Deliver governance systems that facilitate open, ethical and transparent decision making.
SUBJECT INDEX	List of Payments
BUSINESS UNIT	Financial Services
REPORTING OFFICER	Manager Financial Services - Paul Sheridan
AUTHORISING OFFICER	Acting Director, Finance and Corporate Services - Sarah Pierson
NATURE OF DECISION	Executive: Substantial direction setting, including adopting budgets, strategies, plans and policies (excluding local planning policies); funding, donations and sponsorships; reviewing committee recommendations
VOTING REQUIREMENT	Simple Majority
ATTACHMENTS	Attachment A List of Payments - January 2023  

This item was considered by the Finance Committee at its meeting on 8/3/2023, the recommendations from which have been included in this report.

COMMITTEE RECOMMENDATION

That the Council notes payment of voucher numbers for the month of January 2023 as follows:

CHEQUE PAYMENTS	119548 - 119577	63,523.18
ELECTRONIC FUNDS TRANSFER PAYMENTS	92444 - 92779 & 92783 - 93087	5,716,866.06
TRUST ACCOUNT PAYMENTS	EFT 92441 - 92443 & 92780 - 92782	76,142.59
PAYROLL PAYMENTS	01.01.23 - 31.01.23	1,748,816.16
INTERNAL PAYMENT VOUCHERS	DD 5141 - 5184	170,211.59
TOTAL PAYMENTS		7,775,559.58

OFFICER RECOMMENDATION

That the Council notes payment of voucher numbers for the month of January 2023 as follows:

CHEQUE PAYMENTS	119548 - 119577	63,523.18
ELECTRONIC FUNDS TRANSFER PAYMENTS	92444 - 92779 & 92783 - 93087	5,716,866.06
TRUST ACCOUNT PAYMENTS	EFT 92441 - 92443 & 92780 - 92782	76,142.59
PAYROLL PAYMENTS	01.01.23 - 31.01.23	1,748,816.16
INTERNAL PAYMENT VOUCHERS	DD 5141 - 5184	170,211.59
TOTAL PAYMENTS		7,775,559.58

EXECUTIVE SUMMARY

This report provides details of payments made from the City's bank accounts for the month of January 2023 for noting by the Council and recording in the Council Minutes.

BACKGROUND

The *Local Government (Financial Management) Regulations 1996* (the Regulations) requires that, when the Council has delegated authority to the CEO to make payments from the City's bank accounts, a list of payments made is prepared each month for presentation to, and noting by, the Council.

OFFICER COMMENT

In accordance with regular custom, the list of payments made for the month of January 2023 is presented for information.

Statutory Environment

Section 6.10 of the *Local Government Act 1995* and more specifically Regulation 13 of the Regulations refer to the requirement for a listing of payments made each month to be presented to the Council.

Relevant Plans and Policies

There are no relevant plans or policies to consider in relation to this matter.

Financial Implications

There are no financial implications associated with the officer recommendation.

Stakeholder Consultation

No external stakeholder consultation was required or undertaken in relation to this matter.

Risk Assessment

An assessment of the potential implications of implementing the officer recommendation has been undertaken using the City's risk management framework, with risks assessed taking into account any controls already in place. No risks of a medium or greater level have been identified.

Options

Not applicable.

CONCLUSION

The list of payments made for the month of January 2023 is presented for information.

TIMELINE FOR IMPLEMENTATION OF OFFICER RECOMMENDATION

Not applicable.



LISTING OF PAYMENTS MADE
UNDER DELEGATED AUTHORITY
FOR THE MONTH OF JANUARY 2023

CHEQUE PAYMENTS	119548 - 119577	63,523.18
ELECTRONIC FUNDS TRANSFER PAYMENTS	92444 - 92779 & 92783 - 93087	5,716,866.06
TRUST ACCOUNT PAYMENTS	EFT 92441 - 92443 & 92780 - 92782	76,142.59
PAYROLL PAYMENTS	01.01.23 - 31.01.23	1,748,816.16
INTERNAL PAYMENT VOUCHERS	DD 5141 - 5184	170,211.59
		7,775,559.58

CHEQUE PAYMENTS JANUARY 2023				
DATE	REF #	NAME	DESCRIPTION	AMOUNT \$
18/01/2023	119560	BOND ADMINISTRATOR	AGED HOUSING BONDS	200.00
13/01/2023	119552	BUSSELTON PUBLIC LIBRARY - PETTY CASH	PETTY CASH REIMBURSEMENT	232.75
18/01/2023	119559	CALLOW'S CORNER NEWS	NEWSAGENCY / STATIONERY SUPPLIES	269.20
18/01/2023	119557	CALLOW'S CORNER NEWSAGENCY	STAFF SOCIAL CLUB - LOTTO	140.57
13/01/2023	119554	CHRISTINE TRIPLETT	BJTP REFUND	58.00
18/01/2023	119555	CITY OF BUSSELTON	REIMBURSEMENTS - AQUATIC FACILITY SAMPLING	1,656.00
25/01/2023	119562	CITY OF BUSSELTON	REIMBURSEMENTS - BSL LEVY AIRPORT	68.50
31/01/2023	119576	CITY OF BUSSELTON	REIMBURSEMENT - BSL LEVY PREFABRICATED BUILDING AIRPORT	479.50
13/01/2023	119550	CITY OF BUSSELTON - PETTY CASH	PETTY CASH REIMBURSEMENT	285.20
31/01/2023	119577	CITY OF BUSSELTON - PETTY CASH	BATTLE OF THE BANDS PRIZE MONEY	1,500.00
13/01/2023	119551	DEPARTMENT OF TRANSPORT	PLANT REGISTRATION	1,308.00
18/01/2023	119556	DEPARTMENT OF TRANSPORT	PLANT REGISTRATION	19.40
25/01/2023	119563	DEPARTMENT OF TRANSPORT	PLANT REGISTRATION	654.00
25/01/2023	119564	DUNSBOROUGH PUBLIC LIBRARY - PETTY CASH	PETTY CASH REIMBURSEMENT	101.10
18/01/2023	119561	FRED ROSE EXCAVATOR HIRE	EARTHMOVING - WASTE FACILITY & ROADWORKS	45,619.20
27/01/2023	119567	GAIL DOHERTY	REFUND OF RATE OVERPAYMENT	544.05
27/01/2023	119575	GB & SP GREIRSON	REFUND OF RATE OVERPAYMENT	814.19
13/01/2023	119549	GEOGRAPHIE LEISURE CENTRE - PETTY CASH	PETTY CASH REIMBURSEMENT	277.40
27/01/2023	119569	GILLIAN NUTTON	REFUND OF RATE OVERPAYMENT	100.00
27/01/2023	119574	J CALANNI-RINDINA	REFUND OF RATE OVERPAYMENT	750.00
27/01/2023	119571	K & J BOYD	REFUND OF RATE OVERPAYMENT	750.00
27/01/2023	119565	KARL STAMMERS	REFUND OF ANIMAL TRAP BOND	100.00
27/01/2023	119568	MARJORIE LARAINIE CRAWFORD	REFUND OF RATE OVERPAYMENT	788.09
27/01/2023	119566	MARY KATE GILMORE	REFUND OF RATE OVERPAYMENT	750.00
27/01/2023	119572	N TEAKLE	REFUND OF RATE OVERPAYMENT	750.00
13/01/2023	119548	OFFICE OF THE CEO - PETTY CASH	PETTY CASH REIMBURSEMENT	465.85
13/01/2023	119553	ROGER BISHOP	REFUND OF BUILDING PLAN SEARCH	162.00
27/01/2023	119570	SHIRLEY ANN PAPADOPOULOS	REFUND OF RATE OVERPAYMENT	100.00
27/01/2023	119573	W EMMETT	REFUND OF RATE OVERPAYMENT	750.00
18/01/2023	119558	WATER CORPORATION	WATER SERVICES	3,830.18
				63,523.18

EFT PAYMENTS JANUARY 2023				
DATE	REF #	NAME	DESCRIPTION	AMOUNT \$
11/01/2023	92583	360 ENVIRONMENTAL	ENVIRONMENTAL CONSULTANCY	4,730.00
11/01/2023	92507	ACTION KERBING	KERBING SERVICES	1,272.00
11/01/2023	92674	ACTIV FOUNDATION INC	MAINTENANCE SERVICES	10,695.02
25/01/2023	92803	ACURIX NETWORKS	INTERNET WIFI ACCESS	3,996.65
25/01/2023	92878	ADAM DAVEY CONSULTING	TURF CONSULTANT	2,604.25
11/01/2023	92543	ADVAM PTY LTD	AIRPORT CARPARK CREDIT CARD TRANSACTIONS	456.94
25/01/2023	92879	ADVAM PTY LTD	AIRPORT CARPARK CREDIT CARD TRANSACTIONS	465.17
11/01/2023	92563	ADVANCED HEARING WA PTY LTD	HEARING ASSESSMENT	420.00
11/01/2023	92530	ADVANCED SEALING TRUST	MAINTENANCE SERVICES	4,182.20
25/01/2023	92858	ADVANCED SEALING TRUST	MAINTENANCE SERVICES	8,233.60
11/01/2023	92539	AERODROME MANAGEMENT SERVICES PTY LTD	AIR SERVICES	5,555.00
25/01/2023	92873	AERODROME MANAGEMENT SERVICES PTY LTD	AIR SERVICES	30,956.64
11/01/2023	92578	AHOY MANAGEMENT	CABIN FEVER FESTIVAL ACTIVITIES	3,300.00
25/01/2023	93034	AIRPORT LIGHTING SPECIALISTS	ELECTRICAL SERVICES	4,865.30
11/01/2023	92625	AIRWORKS CONSULTING PTY LTD	AIRPORT CONSULTING	2,310.00
11/01/2023	92517	AL FORNO	CATERING	815.00
25/01/2023	92838	ALASTAIR TAYLOR	ART SALES	4.20
18/01/2023	92737	ALINTA ENERGY	ELECTRICITY	27.55
25/01/2023	92844	ALINTA ENERGY	ELECTRICITY	152.95
25/01/2023	92806	ALL WEST BUILDING APPROVALS PTY LTD	BUILDING APPLICATION ASSESSMENTS	825.00
11/01/2023	92603	ALLAN GUTHRIE	FIRE DEPARTMENT HONORARIUM	664.25
11/01/2023	92707	ALLOY & STAINLESS PRODUCTS PTY LTD	PLANT PURCHASES / SERVICES / PARTS	1,263.90
11/01/2023	92490	ALPHA PEST ANIMAL SOLUTIONS	FOX BAITING	1,850.20
25/01/2023	92820	ALPHA PEST ANIMAL SOLUTIONS	FOX BAITING	11,180.40
11/01/2023	92535	ALPINE LAUNDRY PTY LTD	COMMERCIAL LAUNDRY	799.08
11/01/2023	92574	ALTUS GROUP CONSULTING PTY LTD	COST MANAGEMENT SERVICES	3,503.50
11/01/2023	92680	AMITY SIGNS	SIGNAGE SERVICES	132.00
25/01/2023	92805	ANDERS HAMMARSTROM	ART SALES	14.00
25/01/2023	92870	AQUATIC SERVICES WA PTY LTD	POOL SERVICE AND MAINTENANCE	6,930.00
11/01/2023	92468	ARBOR GUY	TREE MAINTENANCE SERVICES - PRINCEFIELD RD, ABBA RIVER	48,915.29
25/01/2023	92791	ARBOR GUY	TREE MAINTENANCE SERVICES	6,467.54
11/01/2023	92523	ARM SECURITY	SECURITY SYSTEMS SUPPLY AND MONITORING	407.34
11/01/2023	92636	ART HANGING SYSTEMS PTY LTD	ART STORAGE AND EXHIBITION EQUIPMENT - SALTWATER	22,528.66
11/01/2023	92475	ARTISAN PAVING	PAVING SERVICES	1,100.00
25/01/2023	92941	ASSOC OF SCHOOL BUSINESS ADMINISTRATORS	BOND REFUND	1,000.00
11/01/2023	92476	AUSQ TRAINING	TRAINING SERVICES	446.00
25/01/2023	93011	AUSTRALIA POST	POSTAL SERVICE	6,748.39
11/01/2023	92700	AUSTRALIAN LOCAL GOVERNMENT JOB DIRECTORY PTY LTD	LOCAL GOV T SERVICES	495.00
12/01/2023	92722	AUSTRALIAN TAXATION OFFICE	PAYG TAXATION	251,860.00
26/01/2023	92774	AUSTRALIAN TAXATION OFFICE	PAYG TAXATION	266,797.00
11/01/2023	92604	AUTO ONE TRADING PTY LTD	AUTOMOTIVE	531.67
25/01/2023	92949	AUTO ONE TRADING PTY LTD	AUTOMOTIVE	820.93
11/01/2023	92645	AVCRM PRODUCTS PTY LTD	IT SOFTWARE PROVIDER	13,429.90
11/01/2023	92485	AZILITY	IT SOFTWARE	988.90
11/01/2023	92678	B & B STREET SWEEPING	STREET SWEEPING SERVICE	254.10
25/01/2023	93021	B & B STREET SWEEPING	STREET SWEEPING SERVICE	30,944.45
25/01/2023	92889	BAKED BUSSELTON	BAKERY CATERING	142.80
25/01/2023	92932	BAPTIST UNION OF WA INC	RATE REFUND	107.43
11/01/2023	92508	BARRY ALLEN ELECTRICAL SERVICES PTY LTD	ELECTRICAL SERVICES	13,446.92
25/01/2023	92837	BARRY ALLEN ELECTRICAL SERVICES PTY LTD	ELECTRICAL SERVICES - BOVELL BILLBOARD & DLSP	50,490.00

LISTING OF PAYMENTS MADE
UNDER DELEGATED AUTHORITY
FOR THE MONTH OF JANUARY 2023

CHEQUE PAYMENTS	119548 - 119577	63,523.18
ELECTRONIC FUNDS TRANSFER PAYMENTS	92444 - 92779 & 92783 - 93087	5,716,866.06
TRUST ACCOUNT PAYMENTS	EFT 92441 - 92443 & 92780 - 92782	76,142.59
PAYROLL PAYMENTS	01.01.23 - 31.01.23	1,748,816.16
INTERNAL PAYMENT VOUCHERS	DD 5141 - 5184	170,211.59
		7,775,559.58

25/01/2023	92788	BATTERY ALL TYPES	BATTERY SUPPLIES	810.00
25/01/2023	92842	BATTERY WORLD BUNBURY	BATTERIES	1,149.50
11/01/2023	92673	BAY SIGNS	SIGNAGE SERVICES	2,898.73
25/01/2023	93017	BAY SIGNS	SIGNAGE SERVICES	1,488.72
11/01/2023	92717	BEACHLANDS LAWNMOWING SERVICE	LAWN MOWING SERVICE	300.00
31/01/2023	93086	BEACHLANDS LAWNMOWING SERVICE	LAWN MOWING SERVICE	300.00
25/01/2023	92793	BIN BOMB PTY LTD	BIN DEODORISER SUPPLIER	2,903.64
11/01/2023	92610	BING TECHNOLOGIES PTY LTD	MAILING SERVICES	188.14
25/01/2023	92954	BING TECHNOLOGIES PTY LTD	MAILING SERVICES	108.53
11/01/2023	92581	BIO SOIL SOLUTIONS	LIQUID SOIL SOLUTIONS	14,239.50
25/01/2023	92922	BIO SOIL SOLUTIONS	LIQUID SOIL SOLUTIONS	8,800.00
25/01/2023	93015	BLACKWOODS	FLEET CONSUMABLES & MAINTENANCE PARTS	668.36
25/01/2023	92943	BLUE ARMADILLO (ODILE BELL)	ART SALES	94.50
11/01/2023	92651	BOC GASES AUSTRALIA LTD	GAS SERVICES	20.81
25/01/2023	92994	BOC GASES AUSTRALIA LTD	GAS SERVICES	4,398.65
11/01/2023	92536	BP AUSTRALIA PTY LTD	AVIATION FUEL	220.29
25/01/2023	92860	BRAD BROOKSBY	TRAFFIC CONSULTING	2,970.00
11/01/2023	92579	BRETT TITTERTON ELECTRICAL AND AIR CONDITIONING	ELECTRICAL SERVICES	195.00
11/01/2023	92567	BRIAN EDWARD INGRAM	CARPENTRY SERVICES	3,250.00
25/01/2023	92904	BRIAN EDWARD INGRAM	CARPENTRY SERVICES	300.00
25/01/2023	92799	BRIDGESTONE	TYRE SERVICES	1,492.37
11/01/2023	92647	BRIOHNY DEAN	STAFF REIMBURSEMENT	86.73
11/01/2023	92619	BROADWATER FENCING/ POWDERCOATERS BUSSELTON	MAINTENANCE SERVICES	759.00
11/01/2023	92697	BSA ADVANCED PROPERTY SOLUTIONS	AIR CONDITIONING SERVICES	1,810.16
25/01/2023	93045	BSA ADVANCED PROPERTY SOLUTIONS	AIR CONDITIONING SERVICES - NCC CRECHE UNIT	11,804.65
25/01/2023	93001	BUCHER MUNICIPAL PTY LTD	ENGINEERING - PLANT SPARES & SERVICING	2,554.76
11/01/2023	92607	BUILDING BUSSELTON TOWN TEAM INC	GRANT FUNDING - BUSSELTON ART PROJECT	9,000.00
11/01/2023	92600	BUILDING SUPPLIES AND HIRE	BUILDING SUPPLIES	170.55
25/01/2023	92947	BUILDING SUPPLIES AND HIRE	BUILDING SUPPLIES	126.87
11/01/2023	92682	BUNNINGS BUILDING SUPPLIES	HARDWARE SUPPLIES	1,994.87
25/01/2023	93025	BUNNINGS BUILDING SUPPLIES	HARDWARE SUPPLIES	3,639.35
11/01/2023	92518	BUSSELTON AGRICULTURAL SERVICES (WA) PTY LTD	RURAL SUPPLIES	330.00
25/01/2023	92846	BUSSELTON AGRICULTURAL SERVICES (WA) PTY LTD	RURAL SUPPLIES - SEASOL	7,236.07
25/01/2023	92804	BUSSELTON BEARING SERVICES	BEARING SUPPLIES	1,182.83
11/01/2023	92602	BUSSELTON BUILDING PRODUCTS	BUILDING PRODUCT SUPPLIER	157.82
25/01/2023	92948	BUSSELTON BUILDING PRODUCTS	BUILDING PRODUCT SUPPLIER	990.16
11/01/2023	92462	BUSSELTON HYDRAULIC SERVICES INC	HYDRAULIC SERVICES	521.06
11/01/2023	92559	BUSSELTON LOCAL ORGANISING COMMITTEE INC	GRANT FUNING - IRONMAN 2022/23	8,000.00
11/01/2023	92472	BUSSELTON LOCKSMITH	SECURITY SUPPLIES	348.70
25/01/2023	92795	BUSSELTON LOCKSMITH	SECURITY SUPPLIES	959.50
11/01/2023	92665	BUSSELTON MOTORS (MITSUBISHI/MAZDA)	VEHICLE PURCHASES / SERVICES / PARTS	43,800.90
25/01/2023	93008	BUSSELTON MOTORS (MITSUBISHI/MAZDA)	VEHICLE PURCHASES / SERVICES / PARTS	10.00
25/01/2023	92970	BUSSELTON MULTI SERVICE	ENGRAVING SERVICES	78.00
25/01/2023	92972	BUSSELTON PEST & WEED CONTROL	PEST CONTROL SERVICES	4,950.00
11/01/2023	92662	BUSSELTON RETRAVISION	ELECTRICAL SERVICES	1,675.00
25/01/2023	92821	BUSSELTON RUNNERS CLUB INC	SPONSORSHIP	6,000.00
25/01/2023	93013	BUSSELTON SENIOR CITIZENS CENTRE	QUARTERLY DONATION PAYMENT	26,605.50
11/01/2023	92598	BUSSELTON SUBIE SERVICE	AUTOMOTIVE SERVICE AND REPAIR	373.72
11/01/2023	92641	BUSSELTON TAXIS	TRANSPORTATION SERVICE	368.90
11/01/2023	92650	BUSSELTON TOYOTA	VEHICLE PURCHASES / SERVICES / PARTS	393.45
18/01/2023	92757	BUSSELTON WATER	WATER SERVICES	96.00
25/01/2023	92992	BUSSELTON WATER	WATER SERVICES	639.17
25/01/2023	93060	CAPE DRYCLEANERS	LINEN CLEANING SERVICES	9.80
11/01/2023	92709	CAPE RURAL CONTRACTING	FIRE CONTROL SERVICES - BSN BYPASS	28,798.00
18/01/2023	92766	CAPE RURAL CONTRACTING	FIRE CONTROL SERVICES	6,501.00
25/01/2023	93054	CAPE RURAL CONTRACTING	FIRE CONTROL SERVICES	2,750.00
25/01/2023	93058	CAPEL TRANSPORT	COURIER SERVICES	186.19
25/01/2023	93035	CARBONE BROS PTY LTD	LIMESTONE SUPPLIES / CARTAGE SERVICES	5,000.00
11/01/2023	92592	CARIS CLARK	BITP REFUND	591.50
25/01/2023	92936	CARL MCGOWAN	SUNDRY PAYMENTS	167.90
25/01/2023	92912	CAROL MULHEARN	ART SALES	52.00
25/01/2023	92931	CAROLINE L KNIGHT	BITP REFUND	58.00
11/01/2023	92552	CB TRAFFIC SOLUTIONS PTY LTD	TRAFFIC MANAGEMENT SERVICES	22,246.69
18/01/2023	92740	CB TRAFFIC SOLUTIONS PTY LTD	TRAFFIC MANAGEMENT SERVICES	7,407.95
25/01/2023	92888	CB TRAFFIC SOLUTIONS PTY LTD	TRAFFIC MANAGEMENT SERVICES	1,354.38
11/01/2023	92653	CHADSON ENGINEERING	ENGINEERING SERVICES	358.60
11/01/2023	92644	CHEYENNE GOLFING	COSTUMED PERFORMANCE	500.00
25/01/2023	92914	CHRISTINE CRESSWELL	ART SALES	78.40
25/01/2023	92937	CHRISTINE JACKSON	SUNDRY PAYMENTS	207.50
25/01/2023	92849	CHRISTINE SEATORY	ART SALES	4.20
25/01/2023	92986	CHRISTOPHER SEAN BROOK	ROAD MAINTENANCE BOND	3,934.00
11/01/2023	92685	CHUBB FIRE & SECURITY PTY LTD	FIRE EQUIPMENT SERVICES	4,803.49
25/01/2023	93030	CHUBB FIRE & SECURITY PTY LTD	FIRE EQUIPMENT SERVICES	7,204.11
11/01/2023	92461	CINEFEST OZ INC	CONTRIBUTION - FESTIVAL FILMS	17,600.00
18/01/2023	92764	CITY AND REGIONAL FUELS	FUEL SERVICES	3,663.83
12/01/2023	92719	CITY OF BUSSELTON CHRISTMAS CLUB	PAYROLL DEDUCTIONS	2,492.18
26/01/2023	92771	CITY OF BUSSELTON CHRISTMAS CLUB	PAYROLL DEDUCTIONS	2,492.18
12/01/2023	92724	CITY OF BUSSELTON PAYROLL	PAYROLL DEDUCTIONS REALLOCATION	4,720.01
26/01/2023	92776	CITY OF BUSSELTON PAYROLL	PAYROLL DEDUCTIONS REALLOCATION	4,817.40
12/01/2023	92720	CITY OF BUSSELTON STAFF LOTTO	STAFF LOTTO	168.00
26/01/2023	92772	CITY OF BUSSELTON STAFF LOTTO	STAFF LOTTO	168.00
12/01/2023	92726	CITY OF BUSSELTON-SOCIAL CLUB	SOCIAL CLUB REIMBURSEMENT	200.00
26/01/2023	92778	CITY OF BUSSELTON-SOCIAL CLUB	SOCIAL CLUB REIMBURSEMENT	200.00
11/01/2023	92514	CIVITEST PTY LTD	SOIL COMPACTION TEST	902.33
25/01/2023	92995	CID EQUIPMENT PTY LTD	PLANT PURCHASES / SERVICES / PARTS	179.10
25/01/2023	92987	CLAIRE OSBORN	INSTALLATION JETTY RAILINGS	720.00

LISTING OF PAYMENTS MADE
UNDER DELEGATED AUTHORITY
FOR THE MONTH OF JANUARY 2023

CHEQUE PAYMENTS	119548 - 119577	63,523.18
ELECTRONIC FUNDS TRANSFER PAYMENTS	92444 - 92779 & 92783 - 93087	5,716,866.06
TRUST ACCOUNT PAYMENTS	EFT 92441 - 92443 & 92780 - 92782	76,142.59
PAYROLL PAYMENTS	01.01.23 - 31.01.23	1,748,816.16
INTERNAL PAYMENT VOUCHERS	DD 5141 - 5184	170,211.59
		7,775,559.58

11/01/2023	92693	CLEANAWAY	WASTE MANAGEMENT SERVICES	113,384.58
25/01/2023	93037	CLEANAWAY	WASTE MANAGEMENT SERVICES	114,413.45
11/01/2023	92519	CLEANAWAY CO PTY LTD	CHEMICAL DISPOSAL SERVICES	6,557.76
25/01/2023	93006	CLEANAWAY EQUIPMENT SERVICES	MAINTENANCE PARTS WASHER	969.72
11/01/2023	92521	CLEANAWAY SOLID WASTE PTY LTD	WASTE DISPOSAL SERVICES	65.10
25/01/2023	92848	CLEANAWAY SOLID WASTE PTY LTD	WASTE DISPOSAL SERVICES	32,226.11
11/01/2023	92593	CLIFFORD & JULIE GAGE	BTTP REFUND	58.00
25/01/2023	92826	CLOUTZ EVENT HIRE	ENTERTAINMENT	698.54
11/01/2023	92699	COCA COLA - AMATIL PTY LTD	GLC KIOSK PURCHASES	798.55
11/01/2023	92687	COLES	COUNCIL & STAFF REFRESHMENTS	546.15
18/01/2023	92762	COLES	COUNCIL & STAFF REFRESHMENTS	276.56
20/01/2023	92769	COLES	COUNCIL & STAFF REFRESHMENTS	1,719.46
25/01/2023	93031	COLES	COUNCIL & STAFF REFRESHMENTS	543.77
31/01/2023	93083	COLES	COUNCIL & STAFF REFRESHMENTS	1,087.65
11/01/2023	92495	COLES.COM.AU	COUNCIL & STAFF REFRESHMENTS	552.20
18/01/2023	92733	COLES.COM.AU	COUNCIL & STAFF REFRESHMENTS	264.50
25/01/2023	92827	COLES.COM.AU	COUNCIL & STAFF REFRESHMENTS	290.10
31/01/2023	93070	COLES.COM.AU	COUNCIL & STAFF REFRESHMENTS	475.80
25/01/2023	92784	COLIN CAMPBELL	ENGINEERING SERVICES	900.00
25/01/2023	92924	COLIN MCLEOD	BTTP REFUND	58.00
25/01/2023	92866	COMMON GROUND TRAILS	TRAIL BUILDERS	6,475.70
18/01/2023	92741	COMMUNITY INFORMATION SUPPORT SERVICES LTD	COMMUNITY DIRECTORIES	11,010.00
11/01/2023	92534	COMPUTER WEST	INFORMATION TECHNOLOGY SUPPLIER	52,954.91
25/01/2023	92865	COMPUTER WEST	INFORMATION TECHNOLOGY SUPPLIER	2,124.00
11/01/2023	92573	CONETIX PTY LTD	WEB HOSTING SERVICES	240.00
11/01/2023	92584	CONSTRUCTION SCIENCES PTY LTD	MATERIALS TESTING	1,127.28
11/01/2023	92520	CORSIGN WA PTY LTD	SIGNAGE AND TRAFFIC ACCESSORIES	1,144.00
11/01/2023	92611	CR. ANNE RYAN	COUNCILLOR PAYMENT	3,054.99
11/01/2023	92464	CR. G HENLEY	COUNCILLOR PAYMENT	12,247.20
11/01/2023	92608	CR. JODIE RICHARDS	COUNCILLOR PAYMENT	3,054.99
11/01/2023	92568	CR. KATHERINE COX	COUNCILLOR PAYMENT	3,054.99
11/01/2023	92612	CR. MIKAYLA LOVE	COUNCILLOR PAYMENT	2,710.27
18/01/2023	92746	CR. MIKAYLA LOVE	COUNCILLOR PAYMENT	244.90
11/01/2023	92506	CR. P CARTER	COUNCILLOR PAYMENT	5,008.33
11/01/2023	92570	CR. P CRONIN	COUNCILLOR PAYMENT	3,054.99
11/01/2023	92504	CR. R PAINE	COUNCILLOR PAYMENT	3,054.99
11/01/2023	92566	CR. SUSAN RICCELLI	COUNCILLOR PAYMENT	3,054.99
11/01/2023	92480	CRANFORD PLUMBING PTY LTD	PLUMBING SERVICES - GLC CHANGEROOM RENOVATION	21,526.62
18/01/2023	92732	CRANFORD PLUMBING PTY LTD	PLUMBING SERVICES - WATER MAIN NAURALISTE TCE	104,854.35
25/01/2023	92811	CRANFORD PLUMBING PTY LTD	PLUMBING SERVICES	10,367.31
11/01/2023	92696	CROSS SECURITY SERVICES	SECURITY SERVICES	355.30
25/01/2023	93044	CROSS SECURITY SERVICES	SECURITY SERVICES	2,514.60
11/01/2023	92553	CS LEGAL - CLOISTERS SQUARE	LEGAL RECOVERY ON RATING DEBTS	3,721.50
25/01/2023	92996	DAVID GRAY & CO	GARBAGE BINS & PARTS SUPPLIER	3,572.80
11/01/2023	92586	DAVID MCDONALD	REFUND DOG REGISTRATION	150.00
25/01/2023	93029	DAVID MILDWATERS ELECTRICAL	MAINTENANCE SERVICES	7,956.03
18/01/2023	92756	DEBORAH PEACHEY	STAFF REIMBURSEMENT	97.49
25/01/2023	92786	DENNIS HADDON	ART SALES	94.50
25/01/2023	92845	DEPARTMENT OF PLANNING, LANDS AND HERITAGE	LEASE AGREEMENT	1,650.00
11/01/2023	92471	DEPARTMENT OF TRANSPORT	VEHICLE OWNERSHIP SEARCHES	57.40
12/01/2023	92725	DEPUTY CHILD SUPPORT REGISTRAR	SALARY DEDUCTIONS	823.51
26/01/2023	92777	DEPUTY CHILD SUPPORT REGISTRAR	SALARY DEDUCTIONS	1,469.94
11/01/2023	92549	DHI WATER AND ENVIRONMENT PTY LTD	SOFTWARE PACKAGE	9,251.00
25/01/2023	92978	DOMUS NURSERY	NURSERY SUPPLIES	773.30
18/01/2023	92744	DONALD CANT WATTS CORKE (WA) PTY LTD	CONSULTANCY SERVICES	29,837.50
25/01/2023	92960	DOROTHY ROBINSON	ART SALES	147.65
25/01/2023	92800	DOROTHY SADDLETON	ART SALES	11.90
25/01/2023	92861	DORSOGNA LIMITED	ICE CREAM AND SMALL GOODS	2,010.73
11/01/2023	92515	DOUTH CONTRACTING	PROPERTY & GARDEN MAINTENANCE	2,665.91
11/01/2023	92576	DOWN SOUTH SCAFFOLDING PTY LTD	SCAFFODING SUPPLY & INSTALLATION SERVICE	1,780.00
25/01/2023	92911	DOWN SOUTH SCAFFOLDING PTY LTD	SCAFFODING SUPPLY & INSTALLATION SERVICE	4,224.00
11/01/2023	92671	DOWN SOUTH TURF	TURF SERVICES	885.00
11/01/2023	92639	DR JOHN N HARLOCK	CONSULTATION AND REPORTS	625.00
18/01/2023	92748	DREW MAZALEVSKIS	STAFF REIMBURSEMENT	69.11
25/01/2023	93000	DUCHESS MEDICAL PRACTICE	MEDICAL SERVICES	82.40
25/01/2023	92862	DUNSBOROUGH COMMUNITY MEN'S SHED	POSSUM BOXES	276.00
11/01/2023	92487	DUNSBOROUGH HARDWARE & HOME CENTRE	HARDWARE SERVICES	44.95
25/01/2023	92819	DUNSBOROUGH HARDWARE & HOME CENTRE	HARDWARE SERVICES	80.30
25/01/2023	92825	DUNSBOROUGH MEDICAL CENTRE	MEDICAL SERVICES	120.00
11/01/2023	92492	DYMOCKS - BUSSELTION	LIBRARY RESOURCES	711.42
25/01/2023	92822	DYMOCKS - BUSSELTION	LIBRARY RESOURCES	150.00
11/01/2023	92557	EARTH AND STONE WA	FOOTPATHS MAINTENANCE	8,140.00
25/01/2023	92920	EARTHSIDE ECO BUMS	CLOTH NAPPIES	77.00
25/01/2023	92993	ECOSYSTEMS SOLUTIONS	CONSULTANCY SERVICES	5,280.00
25/01/2023	93036	EDUCATIONAL ART SUPPLIES	ART EQUIPMENT SUPPLIES	285.01
11/01/2023	92538	EIS CONTROL PTY LTD	ELECTRICAL SERVICES	156.75
25/01/2023	92872	EIS CONTROL PTY LTD	ELECTRICAL SERVICES	336.27
25/01/2023	92852	ELAMOORE NATURAL SOAPS & COSMETICS PTY LTD	ART SALES	36.40
11/01/2023	92597	ELEMENT ADVISORY PTY LTD	HERITAGE ADVICORY SERVICES	816.75
25/01/2023	92876	ELIZABETH BINT	ART SALES	149.80
25/01/2023	93027	ELLENBY TREE FARM PTY LTD	NURSERY SUPPLIES	260.70
25/01/2023	92783	ELLIOTTS FILTRATION	IRRIGATION & FILTRATION SERVICES	5,197.50
11/01/2023	92694	EMERGE OFFICE	OFFICE EQUIPMENT SERVICES - PHOTOCOPYING	849.20
11/01/2023	92632	EMERSON RAINE	STRATA LEVY FEES & WATER CONSUMPTION	13,325.40
25/01/2023	92944	EMMA GEARY	ART SALES	12.60
11/01/2023	92477	ENVIRONEX INTERNATIONAL PTY LTD	POOL CHEMICALS FOR GLC	1,945.13

LISTING OF PAYMENTS MADE
UNDER DELEGATED AUTHORITY
FOR THE MONTH OF JANUARY 2023

CHEQUE PAYMENTS	119548 - 119577	63,523.18
ELECTRONIC FUNDS TRANSFER PAYMENTS	92444 - 92779 & 92783 - 93087	5,716,866.06
TRUST ACCOUNT PAYMENTS	EFT 92441 - 92443 & 92780 - 92782	76,142.59
PAYROLL PAYMENTS	01.01.23 - 31.01.23	1,748,816.16
INTERNAL PAYMENT VOUCHERS	DD 5141 - 5184	170,211.59
		7,775,559.58

25/01/2023	92808	ENVIRONEX INTERNATIONAL PTY LTD	POOL CHEMICALS FOR GLC	2,625.10
11/01/2023	92483	ESPLANADE HOTEL FREMANTLE BY RYDGES	ACCOMMODATION	1,470.00
11/01/2023	92525	ESSENTIAL COFFEE PTY LTD	LIBRARY RESOURCES	163.49
11/01/2023	92711	EUROPCAR WA	VEHICLE RENTAL SERVICES	2,162.16
11/01/2023	92497	EVERETT'S HOME AND YARD MAINTENANCE	MAINTENANCE SERVICES	1,900.00
25/01/2023	92829	EVERETT'S HOME AND YARD MAINTENANCE	MAINTENANCE SERVICES	1,150.00
11/01/2023	92629	EZRA J WILLIAMS PRO ROOFING WA	ROOFING , ROOF PLUMBING , MAINTENANCE	1,723.70
25/01/2023	92968	EZRA J WILLIAMS PRO ROOFING WA	ROOFING , ROOF PLUMBING , MAINTENANCE	2,460.02
11/01/2023	92577	FAIRTEL PTY LTD	TELECOMMUNICATION SERVICES	159.10
11/01/2023	92712	FAWNA INC	CAPS GRANT	4,692.60
25/01/2023	92940	FAWNA INC	BOND REFUND	500.00
25/01/2023	92903	FE TECHNOLOGIES PTY LTD	RFID EQUIPMENT	9,246.20
25/01/2023	93010	FESTIVAL OF BUSSELTON (INC)	SPONSORSHIP AND OTHER SUPPORT	12,500.00
11/01/2023	92478	FIRE RESCUE SAFETY AUSTRALIA	FIRE SAFETY EQUIPMENT	2,859.64
11/01/2023	92640	FIRST AID WITH NICK	FIRST AID TRAINING	2,345.00
25/01/2023	92857	FRESH AS	REFRESHMENTS	471.80
25/01/2023	92835	FRONTLINE FIRE & RESCUE EQUIPMENT	EMERGENCY RESPONSE EQUIPMENT	929.61
11/01/2023	92652	FTE ENGINEERING	MAINTENANCE SERVICES	462.00
25/01/2023	92997	FTE ENGINEERING	MAINTENANCE SERVICES	1,452.00
25/01/2023	92925	G MCCARTHY & J HOLLAND	BITP REFUND	58.00
11/01/2023	92635	GARY LEE ELECTRICAL	ELECTRICAL SERVICES	23,002.22
25/01/2023	92975	GARY LEE ELECTRICAL	ELECTRICAL SERVICES	7,324.99
11/01/2023	92622	GENERATORS AUSTRALIA PTY LTD	HIRE AND SALES OF EQUIPMENT	2,411.34
25/01/2023	92855	GEOBOX PTY LTD	VEHICLE CAMERAS	1,709.40
25/01/2023	92928	GEOFF AND ANNETTE BENNETT	BITP REFUND	58.00
11/01/2023	92634	GEOGRAPHE BAY REMOVALS & STORAGE	STORAGE SERVICES	173.00
25/01/2023	92973	GEOGRAPHE BAY REMOVALS & STORAGE	STORAGE SERVICES	173.00
25/01/2023	93040	GEOGRAPHE CATCHMENT COUNCIL INC.	BOND REFUND	1,100.00
25/01/2023	93057	GEOGRAPHE GALLERY & PICTURE FRAMERS	PICTURE FRAMING SERVICES	205.00
31/01/2023	93081	GEOGRAPHE PETROLEUM	FUEL SERVICES	16,288.98
11/01/2023	92701	GEOGRAPHE SAWS AND MOWERS	PLANT PURCHASES / SERVICES / PARTS	1,684.00
25/01/2023	93048	GEOGRAPHE SAWS AND MOWERS	PLANT PURCHASES / SERVICES / PARTS	1,084.00
25/01/2023	92998	GEOGRAPHE TIMBER & HARDWARE	HARDWARE SUPPLIES	169.10
11/01/2023	92562	GEOSPREAD	GREEN WASTE MULCHING	23,199.00
31/01/2023	93077	GIZELLE SALAME	STAFF REIMBURSEMENT	468.08
25/01/2023	92934	GL & JH PAGES-OLIVER	CROSS OVER CONTRIBUTION	461.50
25/01/2023	92915	GLOBAL AIRSPACE SOLUTIONS PTY LTD	MAINTENANCE - INSTRUMENT FLIGHT PROCEDURE	7,970.00
11/01/2023	92615	GLOBAL SPILL CONTROL PTY LTD	SPILL, SITE SAFETY & TRAFFIC MANAGEMENT	401.72
11/01/2023	92630	GO TRANSIT MEDIA GROUP	ADVERTISING	489.76
25/01/2023	92969	GO TRANSIT MEDIA GROUP	ADVERTISING	1,177.25
25/01/2023	92881	GRAEME PAGES-OLIVER	ART SALES	20.80
25/01/2023	92981	GRANICUS AUSTRALIA PTY LTD	SOFTWARE AND CONSULTING SERVICES	4,950.00
25/01/2023	92957	GREEN BRAIN PTY LTD	SOIL MOISTURE & WEATHER MONITORING SERV	770.00
11/01/2023	92705	GUMPTION PTY LTD	ADVERTISING SERVICES	4,450.00
25/01/2023	93051	GUMPTION PTY LTD	ADVERTISING SERVICES	1,716.00
11/01/2023	92658	HANSON CONST. MATERIALS PTY LTD	CONCRETE SERVICES	2,533.74
18/01/2023	92758	HANSON CONST. MATERIALS PTY LTD	CONCRETE SERVICES	2,436.67
25/01/2023	93003	HANSON CONST. MATERIALS PTY LTD	CONCRETE SERVICES	1,800.60
11/01/2023	92546	HARBECKS TRANSPORT	SAND AND GRAVEL SUPPLIES	1,116.50
25/01/2023	92883	HARBECKS TRANSPORT	SAND AND GRAVEL SUPPLIES	6,523.44
11/01/2023	92620	HARCHER SOUTHWEST FORMERLY PRESTIGE PRODUCTS	HOSPITALITY EQUIPMENT SUPPLIER	3,858.03
25/01/2023	92962	HARCHER SOUTHWEST FORMERLY PRESTIGE PRODUCTS	HOSPITALITY EQUIPMENT SUPPLIER	18,646.95
11/01/2023	92609	HARVEY NORMAN AV/IT BUSSELTON	ELECTRICAL APPLIANCE SERVICES	60.00
25/01/2023	92953	HARVEY NORMAN AV/IT BUSSELTON	ELECTRICAL APPLIANCE SERVICES	409.00
11/01/2023	92601	HAYLEY OVERTON	STAFF REIMBURSEMENT	59.00
18/01/2023	92754	HERRON TODD WHITE (WESTERN AUSTRALIA) PTY LTD	PROPERTY VALUATIONS	1,100.00
11/01/2023	92714	HIP POCKET WORK WEAR AND SAFETY	UNIFORMS & PROTECTIVE CLOTHING	1,685.09
25/01/2023	93061	HIP POCKET WORK WEAR AND SAFETY	UNIFORMS & PROTECTIVE CLOTHING	951.47
11/01/2023	92660	HOLCIM (AUSTRALIA) PTY LTD	CONCRETE SERVICES	24,621.08
18/01/2023	92731	HOLCIM (AUSTRALIA) PTY LTD	CONCRETE SERVICES	586.08
18/01/2023	92759	HOLCIM (AUSTRALIA) PTY LTD	CONCRETE SERVICES	29,850.00
25/01/2023	92796	HOLCIM (AUSTRALIA) PTY LTD	CONCRETE SERVICES	20,153.68
25/01/2023	93004	HOLCIM (AUSTRALIA) PTY LTD	CONCRETE SERVICES	16,000.71
31/01/2023	93080	HOLCIM (AUSTRALIA) PTY LTD	CONCRETE SERVICES	28,734.42
25/01/2023	92929	IAN AND SARAH JAMES	BITP REFUND	119.00
11/01/2023	92582	IG MUIR-CULBURRA CLAY	SOIL FOR WICKET CONSTRUCTION	9,834.00
25/01/2023	92884	ILLION AUSTRALIA PTY LTD	TENDER ADVERTISING AND MANAGEMENT	68.29
11/01/2023	92511	IMAGE ON LINE	MARKETING	261.25
11/01/2023	92575	INSTANT PRODUCTS HIRE	PUBLIC ABLUTIONS HIRE AND SALES	4,574.09
25/01/2023	92909	INSTANT PRODUCTS HIRE	PUBLIC ABLUTIONS HIRE AND SALES	1,931.16
11/01/2023	92580	INSTANT TRANSPORTABLE OFFICES PTY LTD	TRANSPORTABLE ABLUTIONS	1,485.00
18/01/2023	92743	INSTANT TRANSPORTABLE OFFICES PTY LTD	TRANSPORTABLE ABLUTIONS - DLSP	23,882.19
25/01/2023	92921	INSTANT TRANSPORTABLE OFFICES PTY LTD	TRANSPORTABLE ABLUTIONS - BOVELL CHANGEROOMS	36,796.55
25/01/2023	92854	INSTITUTE OF BUILDING TECHNOLOGY WESTERN AUSTRALIAN	EDUCATION AND TRAINING	168.70
25/01/2023	92951	INTELLITRAC	GPS TRACKING DEVICES	561.00
11/01/2023	92606	IPEC PTY LTD	COURIER SERVICES	125.93
25/01/2023	92952	IPEC PTY LTD	COURIER SERVICES	192.04
25/01/2023	92983	IRON MEN HENDERSON PTY LTD	ANIMAL MANAGEMENT TRAINING	698.00
25/01/2023	92989	J D'AGOSTINO & S LUFF ARCHITECTS	ARCHITECTURAL SERVICES	2,750.00
11/01/2023	92692	JACK IN THE BOX CORPORATION PTY LTD	MARKETING SERVICES	8,992.50
11/01/2023	92494	JACKSON MCDONALD	LEGAL SERVICES	16,500.00
11/01/2023	92666	JACKSON'S DRAWING SUPPLIES	ART EQUIPMENT SUPPLIES	55.65
25/01/2023	92899	JAMES BENNETT	SPECIALIST LIBRARY RESOURCES	289.38
25/01/2023	92863	JAN ROBERTS	ART SALES	76.00
25/01/2023	92999	JASON SIGMMAKERS	SIGNAGE SUPPLIES	94.56
11/01/2023	92565	JBS&G AUSTRALIA PTY LTD	CONSULTANCY SERVICES	2,211.00



LISTING OF PAYMENTS MADE
UNDER DELEGATED AUTHORITY
FOR THE MONTH OF JANUARY 2023

CHEQUE PAYMENTS	119548 - 119577	63,523.18
ELECTRONIC FUNDS TRANSFER PAYMENTS	92444 - 92779 & 92783 - 93087	5,716,866.06
TRUST ACCOUNT PAYMENTS	EFT 92441 - 92443 & 92780 - 92782	76,142.59
PAYROLL PAYMENTS	01.01.23 - 31.01.23	1,748,816.16
INTERNAL PAYMENT VOUCHERS	DD 5141 - 5184	170,211.59
		7,775,559.58

11/01/2023	92533	JDM EARTHWORKS	PLANT FOR CELL 2 - DUNSBOROUGH	71,090.25
25/01/2023	92864	JDM EARTHWORKS	PLANT FOR CELL 2 - DUNSBOROUGH	14,025.00
25/01/2023	92851	JENNIFER BROWN	ART SALES	76.00
18/01/2023	92753	JETSTAR AIRWAYS PTY LIMITED	PASSENGER FLIGHT SERVICES	210,833.34
11/01/2023	92560	JIGSAW SIGNS & PRINT	SIGNAGE SERVICES	252.00
25/01/2023	92896	JIGSAW SIGNS & PRINT	SIGNAGE SERVICES	441.00
11/01/2023	92493	JIMS FIRST	HARDWARE SUPPLIES	237.57
25/01/2023	92823	JIMS FIRST	HARDWARE SUPPLIES	16.20
31/01/2023	93076	JKD DESIGN	GRAPHIC DESIGN SERVICES	180.00
25/01/2023	92982	JM MT CONSTRUCTIONS	CONCRETE AND CARPENTRY SERVICES	3,003.00
12/01/2023	92721	JMW REAL ESTATE	T NOTTLE RENT	1,400.00
26/01/2023	92773	JMW REAL ESTATE	T NOTTLE RENT	1,400.00
11/01/2023	92488	JODI MOFFETT	STAFF REIMBURSEMENT	40.00
25/01/2023	93041	JODY STOLP	STAFF REIMBURSEMENT	112.00
25/01/2023	92810	JOHN STRICKLAND	LIGHTING AND SOUND SERVICES	1,452.00
11/01/2023	92503	JONES MARINE SERVICES SOUTHWEST	DIVING MAINTENANCE	1,320.00
31/01/2023	93078	JOSEPHINE TAYLOR	STAFF REIMBURSEMENT	1,500.00
25/01/2023	92893	JULIE GUTHRIDGE	ART SALES	36.05
25/01/2023	92938	KA GHENT & RJ HOOD	SUNDRY PAYMENTS	167.90
18/01/2023	92734	KAREN BOX	STAFF REIMBURSEMENT	266.60
25/01/2023	92927	KAREN MOORE	BTTP REFUND	160.00
25/01/2023	92916	KAY MANOLAS	ART SALES	24.00
25/01/2023	92988	KD MERIFIELD	REFUND BONDS ROAD MAINTENANCE AND WORKS	10,000.00
11/01/2023	92656	KD POWER & CO	MAINTENANCE SERVICES	25.00
18/01/2023	92729	KERRY HILL ARCHITECTS	ARCHITECTURAL SERVICES	58,397.12
25/01/2023	92792	KEVAN COLLETT	ART SALES	31.50
25/01/2023	93033	KEVIN MCGREGOR ELECTRICAL CONTRACTING	ELECTRICAL SERVICES	1,496.00
11/01/2023	92588	KIRILLY JONES	BTTP REFUND	180.00
11/01/2023	92527	KITCHEN TAKEOVERS	CATERING	45.00
25/01/2023	93024	KLEENHEAT GAS	GAS SERVICES	852.33
11/01/2023	92540	KMART BUSSELTION	RETAIL HOME WARES	715.50
25/01/2023	92874	KMART BUSSELTION	RETAIL HOME WARES	169.75
25/01/2023	92824	LADYBIRD ENTERTAINMENT	STORYTELLING ENTERTAINMENT	1,080.00
11/01/2023	92663	LANDGATE (VALUER GENERAL'S OFFICE)	LAND VALUATIONS	173.88
31/01/2023	93082	LANDGATE (VALUER GENERAL'S OFFICE)	LAND VALUATIONS	391.23
25/01/2023	93002	LANDGATE CUSTOMER ACCOUNT	LAND INFORMATION AND TITLE SEARCHES	253.80
18/01/2023	92730	LANDMARK PRODUCTS LTD	ENVIRONMENTAL SERVICES	6,974.00
25/01/2023	92946	LAWRENCE & HANSON	ELECTRICAL/PROTECTIVE CLOTHING SUPPLIES	6,194.56
11/01/2023	92637	LD TOTAL	LANDSCAPING SERVICES	5,031.40
11/01/2023	92703	LD TOTAL	LANDSCAPING SERVICES	8,284.29
25/01/2023	92977	LD TOTAL	LANDSCAPING SERVICES	1,517.37
25/01/2023	93047	LEEUIW TRANSPORT	COURIER SERVICES	1,229.38
11/01/2023	92698	LGA (WA) PTY LTD	MAINTENANCE SERVICES - AIRPORT DOORS	8,283.00
11/01/2023	92516	LGISWA	WORKER COMPENSATION SERVICES	344,984.20
25/01/2023	92797	LINDA KUSAL	STAFF REIMBURSEMENT	72.48
31/01/2023	93079	LISA SKRYPICHAYKO	STAFF REIMBURSEMENT	99.75
11/01/2023	92484	LIZ MORGAN	STAFF REIMBURSEMENT	40.00
27/01/2023	93065	LMI EARTH AND ENVIRONMENTAL PTY LTD	LANDFILL CELL LINERS	477,123.06
18/01/2023	92767	LOCAL GOVERNMENT PROFESSIONALS AUSTRALIA (WA DIVISION)	TRAINING SERVICES	1,070.00
31/01/2023	93085	LOCAL GOVERNMENT PROFESSIONALS AUSTRALIA (WA DIVISION)	TRAINING SERVICES	1,070.00
12/01/2023	92723	LOCAL GOV'T RACE COURSE & CEMETERY EMPLOYEES	UNION FEES	218.50
26/01/2023	92775	LOCAL GOV'T RACE COURSE & CEMETERY EMPLOYEES	UNION FEES	218.50
11/01/2023	92572	LOCK AROUND THE CLOCK	SECURITY SERVICES	445.00
25/01/2023	92906	LOCK AROUND THE CLOCK	SECURITY SERVICES	1,475.00
18/01/2023	92750	LONSDALE PARTY HIRE	EVENT HIRE EQUIPMENT - DEPARTURES MARQUEE	4,792.00
25/01/2023	92971	LONSDALE PARTY HIRE	EVENT HIRE EQUIPMENT - DEPARTURES MARQUEE	4,792.00
11/01/2023	92499	LOTIX FILTER CLEANING SERVICE	PLANT FILTER CLEANING SERVICE	289.75
11/01/2023	92587	MACHELLE TENNENT	BTTP REFUND	96.00
25/01/2023	92926	MACHELLE TENNENT	BTTP REFUND	42.00
25/01/2023	92794	MAIN ROADS WESTERN AUSTRALIA	BRIDGE MAINTENANCE	200.00
11/01/2023	92627	MALATESTA ROAD PAVING & HOTMIX	ROAD HOTMIX / PAVING SERVICES	49,362.89
18/01/2023	92749	MALATESTA ROAD PAVING & HOTMIX	ROAD HOTMIX / PAVING SERVICES	25,140.80
25/01/2023	92965	MALATESTA ROAD PAVING & HOTMIX	ROAD HOTMIX / PAVING SERVICES	8,751.60
25/01/2023	92958	MANDY I'ANSON	STAFF REIMBURSEMENT	181.70
11/01/2023	92481	MARGARET RIVER FENCING	MAINTENANCE SERVICES - DLSP	4,291.10
25/01/2023	92813	MARGARET RIVER FENCING	MAINTENANCE SERVICES	165.00
11/01/2023	92474	MARGARET RIVER REGION OPEN STUDIOS INC.	ADVERTISING	2,200.00
25/01/2023	92939	MARK SIMS & SANDRA SIMS	CROSS OVER CONTRIBUTION	1,291.80
11/01/2023	92498	MARKETFORCE PTY LTD	ADVERTISING SERVICES	954.91
25/01/2023	92830	MARKETFORCE PTY LTD	ADVERTISING SERVICES	308.80
31/01/2023	93069	MARY EVERUSS	STAFF REIMBURSEMENT	77.15
11/01/2023	92594	MARY MORGAN	BTTP REFUND	58.00
11/01/2023	92589	MATTHEW BRASIER	BTTP REFUND	100.00
25/01/2023	92815	MATTHEW SHARP	ART SALES	35.00
31/01/2023	93066	MATTHEW TWYMAN	STAFF REIMBURSEMENT	52.10
11/01/2023	92599	MAYDAY SERVICES	EQUIPMENT HIRE	14,613.50
18/01/2023	92745	MAYDAY SERVICES	EQUIPMENT HIRE	38,164.50
25/01/2023	92945	MAYDAY SERVICES	EQUIPMENT HIRE	8,415.00
11/01/2023	92642	MCARTHUR MANAGEMENT SERVICES	RECRUITMENT & SELECTION ADVICE	4,400.00
11/01/2023	92710	MCGREGOR WJ & J	MANAGEMENT BUSSELTION JETTY TOURIST PARK	47,597.84
25/01/2023	92807	MCLEODS BARRISTERS & SOLICITORS	LEGAL SERVICES	1,354.15
11/01/2023	92561	MDM ENTERTAINMENT PTY LTD	DVD AND CD SUPPLY TO LIBRARY	15.40
25/01/2023	92901	MDM ENTERTAINMENT PTY LTD	DVD AND CD SUPPLY TO LIBRARY	223.30
25/01/2023	92895	MECHANICAL PROJECT SERVICES	AIRCONDITIONING & REFRIGERATION SERVICES	3,673.77
25/01/2023	92935	MELUP RIDGE DEVELOPMENTS PTY LTD	SUNDRY PAYMENTS	333.85
11/01/2023	92596	MELISSA CREA GH	MINOR DONATION	500.00



LISTING OF PAYMENTS MADE
UNDER DELEGATED AUTHORITY
FOR THE MONTH OF JANUARY 2023

CHEQUE PAYMENTS	119548 - 119577	63,523.18
ELECTRONIC FUNDS TRANSFER PAYMENTS	92444 - 92779 & 92783 - 93087	5,716,866.06
TRUST ACCOUNT PAYMENTS	EFT 92441 - 92443 & 92780 - 92782	76,142.59
PAYROLL PAYMENTS	01.01.23 - 31.01.23	1,748,816.16
INTERNAL PAYMENT VOUCHERS	DD 5141 - 5184	170,211.59
		7,775,559.58

25/01/2023	92843	MERCER CONSULTING (AUSTRALIA) PTY LTD	CLASSIFICATION AND RENUMERATION ADVICE	11,880.00
25/01/2023	92923	MICHAEL SHAPLAND	BITP REFUND	58.00
18/01/2023	92728	MICHELLE SHERWOOD	STAFF REIMBURSEMENT	80.00
31/01/2023	93068	MICHELLE SHERWOOD	STAFF REIMBURSEMENT	52.00
25/01/2023	92900	MILLMAN TENNIS	TENNIS COACHING	300.00
11/01/2023	92686	MINTER ELLISON LAWYERS	LEGAL SERVICES	440.44
25/01/2023	93038	MODERN TEACHING AIDS PTY LTD	LIBRARY RESOURCES	648.16
11/01/2023	92513	MOORE AUSTRALIA	RATE COMPARISON REPORT	1,375.00
18/01/2023	92736	MOORE AUSTRALIA	RATE COMPARISON REPORT	990.00
25/01/2023	92817	NALDA HOSKINS	ART SALES	199.20
11/01/2023	92469	NAOMI SEARLE	STAFF REIMBURSEMENT	95.00
11/01/2023	92532	NATALIE WHITLEY	STAFF REIMBURSEMENT	150.00
31/01/2023	93072	NATALIE WHITLEY	STAFF REIMBURSEMENT	329.24
25/01/2023	92907	NATURAL EDGE FRAMING & PHOTOGRAPHY	ART SALES	77.70
18/01/2023	92738	NATURALISTE FAMILY PLAYGROUP INC	CAP GRANT PAYMENT 1	4,624.02
11/01/2023	92502	NATURALISTE HYGIENE SERVICES	HYGIENE SERVICES	275.00
25/01/2023	92833	NATURALISTE HYGIENE SERVICES	HYGIENE SERVICES	1,287.50
25/01/2023	92892	NATURALISTE TREE CARE	TREE TRIMMING AND MAINTENANCE	2,266.00
11/01/2023	92715	NEVERFAIL SPRINGWATER LTD	WATER REFILL SERVICE - DUNS WASTE FACIL	77.00
25/01/2023	93062	NEVERFAIL SPRINGWATER LTD	WATER REFILL SERVICE - DUNS WASTE FACIL	77.00
11/01/2023	92547	NEW IMAGE LANDSCAPING AND MAINTENANCE	LANDSCAPE MAINTENANCE	16,021.50
25/01/2023	92885	NEW IMAGE LANDSCAPING AND MAINTENANCE	LANDSCAPE MAINTENANCE	21,590.91
11/01/2023	92657	NICHOLLS MACHINERY	PLANT PURCHASES / SERVICES / PARTS	212.69
25/01/2023	92933	NICOLE TAYLOR	SUNDRY PAYMENTS	337.40
11/01/2023	92542	NIGHTLIFE MUSIC PTY LTD	MUSIC AND VIDEO SUBSCRIPTION SERVICES	413.92
25/01/2023	92877	NIGHTLIFE MUSIC PTY LTD	MUSIC AND VIDEO SUBSCRIPTION SERVICES	413.92
25/01/2023	92974	NOAH SCOTT-MCDONALD	ART SALES	45.50
11/01/2023	92681	NUTRIEN WATER	RETICULATION SUPPLIES	3,335.38
25/01/2023	93023	NUTRIEN WATER	RETICULATION SUPPLIES	9,946.78
25/01/2023	92868	OEM GROUP PTY LTD	HIGH PRESSURE CLEANER	11,630.00
11/01/2023	92571	OFFICE OF THE AUDITOR GENERAL	AUDITING SERVICES	66,990.00
11/01/2023	92531	OFFICEWORKS	OFFICE EQUIPMENT SERVICES	370.74
20/01/2023	92768	OFFICEWORKS	OFFICE EQUIPMENT SERVICES	2,579.10
25/01/2023	92859	OFFICEWORKS	OFFICE EQUIPMENT SERVICES	105.24
31/01/2023	93067	OLIVER DARBY	STAFF REIMBURSEMENT	63.75
11/01/2023	92486	OPTUS BILLING SERVICES PTY LTD	FIXED INTERNET ACCESS	2,500.00
25/01/2023	92818	OPTUS BILLING SERVICES PTY LTD	FIXED INTERNET ACCESS	567.20
11/01/2023	92623	ORACLE CUSTOMER MANAGEMENT SOLUTIONS PTY LTD	AFTER HOURS RECEPTION	1,712.00
25/01/2023	92964	ORACLE CUSTOMER MANAGEMENT SOLUTIONS PTY LTD	AFTER HOURS RECEPTION	1,496.04
18/01/2023	92747	ORANA CONCRETE PTY LTD	CONCRETE SERVICES	67,500.00
11/01/2023	92489	OSCAR NEGUS	FIRE OFFICER HONORARIUM	221.75
11/01/2023	92668	OTIS ELEVATOR COMPANY PTY LTD	ELEVATOR SERVICES	6,537.01
25/01/2023	92984	OUT 'N' ABOUT EGGS	VACATION CARE VISIT	132.00
25/01/2023	93056	OWEN G ISBEL	ART SALES	131.20
11/01/2023	92585	PAMELA GIBBONS	REFUND DOG REGISTRATION	150.00
25/01/2023	92816	PANCAKE DESIGNS RESIN	ART SALES	59.50
11/01/2023	92702	PARKS AND LEISURE AUST (NATIONAL)	PLAYGROUND EQUIPMENT SERVICES	272.25
11/01/2023	92512	PEKO PEKO	CATERING	47.00
25/01/2023	92789	PEOPLE SENSE PTY LTD	EMPLOYEE ASSISTANCE PROGRAM	2,431.00
25/01/2023	92882	PERTH MINT	CITIZENSHIP COINS	511.50
25/01/2023	92919	PETER EVANS	ART SALES	115.50
11/01/2023	92465	PETER STARK	BUSHFIRE OFFICER HONORARIUM	442.75
25/01/2023	93063	PFD FOOD SERVICES PTY LTD	GLC KIOSK PURCHASES	1,358.20
25/01/2023	92787	PHIL HOLLETT PHOTOGRAPHY	ART SALES	289.20
11/01/2023	92467	PHOENIX FOUNDRY PTY LTD	MEMORIAL PLAQUES SUPPLIER	790.90
25/01/2023	92991	PK COURIERS	COURIER SERVICES	240.90
18/01/2023	92742	PLANTATION PAPER	INK CARTRIDGES	919.97
11/01/2023	92548	POWER MEDICAL CENTRE	PRE EMPLOYMENT MEDICAL	797.50
25/01/2023	92886	POWER MEDICAL CENTRE	PRE EMPLOYMENT MEDICAL	210.00
25/01/2023	92828	PRIMARY LOGISTICS	PUBLIC ART & CONSULTING SERVICES	2,459.60
11/01/2023	92479	PROCARE LOCKSMITHS	LOCKSMITH SERVICES	1,096.00
11/01/2023	92544	PROJECT MILES TRUST	REPAIRS AND MAINTENANCE	6,122.60
25/01/2023	92880	PROJECT MILES TRUST	REPAIRS AND MAINTENANCE	8,521.48
11/01/2023	92510	PVR INDUSTRIAL PTY LTD	INDUSTRIAL PUMP REPAIRS	11,793.38
25/01/2023	92841	PVR INDUSTRIAL PTY LTD	INDUSTRIAL PUMP REPAIRS	265.10
25/01/2023	92834	RALPH SOHNS	YOUTH PROGRAM SERVICES	116.35
11/01/2023	92470	REGIONAL DEVELOPMENT AUSTRALIA SOUTH WEST	REMPLAN COMMUNITY PROFILING	962.50
25/01/2023	92917	RENSKIE DOUGLAS	ART SALES	104.00
11/01/2023	92614	RENTFIND TECHNOLOGIES PTY LTD	PROPERTY INSPECTION SOFTWARE	121.00
25/01/2023	92955	RENTFIND TECHNOLOGIES PTY LTD	PROPERTY INSPECTION SOFTWARE	121.00
11/01/2023	92672	REPCO AUTO PARTS	PLANT PURCHASES / SERVICES / PARTS	573.41
25/01/2023	93016	REPCO AUTO PARTS	PLANT PURCHASES / SERVICES / PARTS	195.12
25/01/2023	92930	RM & BJ WINTER	BITP REFUND	58.00
11/01/2023	92708	RMS (AUST) PTY LTD	SOFTWARE SERVICES	133.38
25/01/2023	93052	RMS (AUST) PTY LTD	SOFTWARE SERVICES	287.38
25/01/2023	92985	ROB ZNIDARSICH	STAFF REIMBURSEMENT	75.31
11/01/2023	92591	ROBERT WILLIAM & TERESA FISH	BITP REFUND	58.00
11/01/2023	92667	ROD'S AUTO ELECTRICS	AUTO ELECTRICAL SERVICES	1,124.30
25/01/2023	93012	ROD'S AUTO ELECTRICS	AUTO ELECTRICAL SERVICES	280.00
31/01/2023	93087	ROGER PAINE	REFUND OF BOND	100.00
11/01/2023	92590	ROSS HOLMYARD	BITP REFUND	71.00
25/01/2023	93026	ROTARY CLUB OF BUSSELTON GEOGRAPHIC BAY	SPONSORSHIP / ADVERTISING	14.00
11/01/2023	92683	RUBEK AUTOMATIC DOORS	AUTOMATIC DOOR SERVICES	3,265.90
25/01/2023	92897	RURAL PRESS PTY LTD	ADVERTISING SERVICES	5,144.51
25/01/2023	92847	RUTH BROOKS	ART SALES	16.00
25/01/2023	93049	SAFE & SURE SECURITY PTY LTD	SECURITY SERVICES - ALARM OCCURANCE	858.00



LISTING OF PAYMENTS MADE
UNDER DELEGATED AUTHORITY
FOR THE MONTH OF JANUARY 2023

CHEQUE PAYMENTS	119548 - 119577	63,523.18
ELECTRONIC FUNDS TRANSFER PAYMENTS	92444 - 92779 & 92783 - 93087	5,716,866.06
TRUST ACCOUNT PAYMENTS	EFT 92441 - 92443 & 92780 - 92782	76,142.59
PAYROLL PAYMENTS	01.01.23 - 31.01.23	1,748,816.16
INTERNAL PAYMENT VOUCHERS	DD 5141 - 5184	170,211.59
		7,775,559.58

25/01/2023	92976	SALLY EDMONDS ART	ART SALES	1,273.30
25/01/2023	92918	SANDRA WALKER	ART SALES	26.40
11/01/2023	92624	SAPIO PTY LTD	SECURITY INSTALLATIONS AND MAINTENANCE	1,870.00
25/01/2023	92867	SARAH'S PLACE	HOMEWARE RETAILER	280.00
25/01/2023	92836	SCHREDER AUSTRALIA PTY LTD	OUTDOOR LIGHTING - VASSE SPORTING OVAL	75,790.00
25/01/2023	92809	SCOPE BUSINESS IMAGING	ELECTRONIC EQUIPMENT	294.81
25/01/2023	92875	SEA CHANGE NEWS	STATIONERY AND OFFICE SUPPLIES	189.99
11/01/2023	92617	SEEK LIMITED	ADVERTISING SERVICES	1,342.00
25/01/2023	92959	SEEK LIMITED	ADVERTISING SERVICES	852.50
25/01/2023	92963	SHARON HINCHUFFE	ART SALES	24.50
25/01/2023	93055	SHARON WILLIAMS	ART SALES	89.60
11/01/2023	92595	SHEILA MURRAY	RATE REFUND	805.33
25/01/2023	92942	SHEREE DOHNT	ART SALES	9.80
11/01/2023	92713	SHORE COASTAL PTY LTD	COASTAL CONSULTANCY SERVICES	19,679.00
11/01/2023	92616	SHOREWATER MARINE PTY LTD	MARINE ASSET MAINTENANCE	28,853.79
25/01/2023	92956	SHOREWATER MARINE PTY LTD	MARINE ASSET MAINTENANCE - PORT GEO GUARDRAIL	36,194.40
18/01/2023	92752	SIGNS & LINES	DIGITAL ENTRY STATEMENT BILLBOARD	44,190.96
25/01/2023	92980	SIMON HARRISON	ART SALES	144.00
12/01/2023	92718	SMARTSALARY PTY LTD	SALARY PACKAGING SERVICE	16,808.30
26/01/2023	92770	SMARTSALARY PTY LTD	SALARY PACKAGING SERVICE	16,167.26
25/01/2023	92894	SMARTSALARY PTY LTD	SALARY PACKAGING SERVICE	899.04
11/01/2023	92643	SOILS AINT SOILS	NURSERY SUPPLIES	974.70
11/01/2023	92482	SONIC HEALTH PLUS PTY LTD	OCCUPATIONAL HEALTH SERVICES	154.00
25/01/2023	92814	SONIC HEALTH PLUS PTY LTD	OCCUPATIONAL HEALTH SERVICES	154.00
25/01/2023	92913	SOS OFFICE EQUIPMENT	OFFICE EQUIPMENT SERVICES	2,776.60
11/01/2023	92529	SOUND PRO	EQUIPMENT HIRE	3,905.00
25/01/2023	92967	SOUTH WEST CLEANING	BBQ CLEANING	24,188.67
11/01/2023	92618	SOUTH WEST IRRIGATION MANAGEMENT SOLUTIONS	IRRIGATION AND PROJECT MANAGEMENT	1,402.50
11/01/2023	92670	SOUTH WEST ISUZU	PLANT PURCHASES / SERVICES / PARTS	483.67
11/01/2023	92551	SOUTH WEST OFFICE NATIONAL	STATIONERY	537.49
25/01/2023	92887	SOUTH WEST OFFICE NATIONAL	STATIONERY	381.20
11/01/2023	92659	SOUTH WEST STEEL PRODUCTS	STEEL PRODUCTS SUPPLIER	274.76
11/01/2023	92526	SOUTHERN ATU SERVICES PTY LTD	WASTE MANAGEMENT SERVICES	1,650.00
25/01/2023	92856	SOUTHERN ATU SERVICES PTY LTD	WASTE MANAGEMENT SERVICES	440.00
25/01/2023	92961	SOUTHERN EARTHMOVING PTY LTD	EARTHMOVING SERVICES	2,024.00
11/01/2023	92541	SOUTHERN HABITAT NURSERY	NURSERY SUPPLIES	2,906.00
11/01/2023	92654	SOUTHERN LOCK & SECURITY	SECURITY SERVICES	280.99
11/01/2023	92689	SOUTHERN MACHINING & MAINTENANCE	PLANT MAINTENANCE SERVICES	2,214.85
11/01/2023	92505	SOUTHWEST OUTDOOR POWER	PLANT PURCHASES / SERVICES / PARTS	151.60
11/01/2023	92638	SOUTHWEST TYRE SERVICE	PLANT TYRE SUPPLIER / REPAIRER	14,200.00
25/01/2023	92979	SOUTHWEST TYRE SERVICE	PLANT TYRE SUPPLIER / REPAIRER	9,425.10
25/01/2023	93028	SOUTHWEST TYRE SERVICE	PLANT TYRE SUPPLIER / REPAIRER	589.80
11/01/2023	92528	SPICE ODYSSEY	CATERING	432.00
25/01/2023	92831	SPORTFIRST BUSSELTON	SPORTING PRODUCTS	269.50
11/01/2023	92690	SPORTS TURF TECHNOLOGY	SPORT EQUIPMENT SUPPLIER	1,023.00
11/01/2023	92509	SPRAYMOW SERVICES	BUSH FIRE INSPECTION WORKS/WEED CONTROL	12,411.87
18/01/2023	92735	SPRAYMOW SERVICES	BUSH FIRE INSPECTION WORKS/WEED CONTROL	18,863.41
25/01/2023	92839	SPRAYMOW SERVICES	BUSH FIRE INSPECTION WORKS/WEED CONTROL	1,675.30
11/01/2023	92473	ST JOHN AMBULANCE	TRAINING SERVICES	79.55
25/01/2023	92798	ST JOHN AMBULANCE	TRAINING SERVICES	226.64
25/01/2023	92910	STANTEC AUSTRALIA PTY LTD	ENGINEERING SERVICES - TRAFFIC MODELLING DUNSBOROUGH TOWN CENTRE	13,585.00
18/01/2023	92739	STEPHANIE JANSEN	MUSICAL ENTERTAINMENT	600.00
11/01/2023	92556	STEPHEN AND TRACY PARNHAM	WATER CHARGE REIMBURSEMENT	200.15
11/01/2023	92649	STEWART & HEATON CLOTHING CO PTY LTD	PROTECTIVE CLOTHING SUPPLIER	6,231.48
25/01/2023	92990	STEWART & HEATON CLOTHING CO PTY LTD	PROTECTIVE CLOTHING SUPPLIER	109.72
31/01/2023	93071	STUDIO MILTON	BESPOKE FURNITURE AND CABINETRY	887.00
12/01/2023	92727	SUPERCHOICE	SUPERANNUATION	187,181.03
26/01/2023	92779	SUPERCHOICE	SUPERANNUATION	193,493.29
18/01/2023	92763	SURVCON PTY LTD	SURVEY SERVICES	5,835.23
25/01/2023	92898	SURVEYING SOUTH	SURVEYING SERVICES	6,105.00
11/01/2023	92522	SW ENVIRONMENTAL	ENVIRONMENTAL SERVICES	730.95
25/01/2023	92850	SW ENVIRONMENTAL	ENVIRONMENTAL SERVICES	8,739.50
11/01/2023	92669	SW PRECISION PRINT	PRINTING SERVICES	1,117.00
25/01/2023	93014	SW PRECISION PRINT	PRINTING SERVICES	994.15
11/01/2023	92554	SYNERGY	ELECTRICITY SUPPLIES	78,727.05
25/01/2023	92890	SYNERGY	ELECTRICITY SUPPLIES	143,571.62
31/01/2023	93074	SYNERGY	ELECTRICITY SUPPLIES	25,417.18
11/01/2023	92655	T J DEPIAZZI & SONS	LAWN SUPPLIES	2,637.80
25/01/2023	92812	TALIS CONSULTANTS PTY LTD ATF TALIS UNIT TRUST	CONCEPTUAL DESIGNS	4,498.73
11/01/2023	92466	TARVIA PTY LTD	ENGINEERING SERVICES - BEACH ACCESS STAIRS SEAGROTT/GEORAPHE BAY RD	84,623.00
25/01/2023	92790	TARVIA PTY LTD	ENGINEERING SERVICES	3,747.15
11/01/2023	92688	TECHNOLOGY ONE LIMITED	SOFTWARE SERVICES	8,624.00
25/01/2023	93032	TECHNOLOGY ONE LIMITED	SOFTWARE SERVICES	23,054.54
11/01/2023	92661	TELSTRA CORPORATION	COMMUNICATION SERVICES	2,798.79
18/01/2023	92760	TELSTRA CORPORATION	COMMUNICATION SERVICES	45.00
25/01/2023	93005	TELSTRA CORPORATION	COMMUNICATION SERVICES	5,601.95
11/01/2023	92633	TERRA FIRMA LABORATORIES	CONCRETE, SOIL AND GEOSYNTHETIC TESTING	6,624.20
18/01/2023	92755	TESS VAN DER ZWET	MUSICAL PERFORMANCE	1,100.00
11/01/2023	92537	THE GOOD EGG CAFE	VENUE HIRE AND CATERING	202.00
25/01/2023	92785	THE GOOD GUYS BUSSELTON	ELECTRICAL SUPPLIES	647.00
11/01/2023	92646	THE MARGARET RIVER NATURAL SPRING WATER	BOTTLED WATER	165.00
11/01/2023	92496	THE URBAN COFFEE HOUSE	CATERING	695.60
11/01/2023	92545	THERESE COLMAN	STAFF REIMBURSEMENT	82.00
31/01/2023	93073	THERESE COLMAN	STAFF REIMBURSEMENT	110.71
11/01/2023	92564	THINK WATER DUNSBOROUGH	RETICULATION SERVICES	4,426.33
25/01/2023	92902	THINK WATER DUNSBOROUGH	RETICULATION SERVICES	725.58



LISTING OF PAYMENTS MADE
UNDER DELEGATED AUTHORITY
FOR THE MONTH OF JANUARY 2023

CHEQUE PAYMENTS	119548 - 119577	63,523.18
ELECTRONIC FUNDS TRANSFER PAYMENTS	92444 - 92779 & 92783 - 93087	5,716,866.06
TRUST ACCOUNT PAYMENTS	EFT 92441 - 92443 & 92780 - 92782	76,142.59
PAYROLL PAYMENTS	01.01.23 - 31.01.23	1,748,816.16
INTERNAL PAYMENT VOUCHERS	DD 5141 - 5184	170,211.59
		7,775,559.58

31/01/2023	93075	THINK WATER DUNSBOROUGH	RETICULATION SERVICES	385.19
25/01/2023	93053	THOMAS MAZEY	ART SALES	10.50
11/01/2023	92605	TIM WILSON CARPENTRY	CARPENTRY SERVICES	7,219.55
25/01/2023	92950	TIM WILSON CARPENTRY	CARPENTRY SERVICES	836.00
11/01/2023	92626	TODD JOHNSON	FIRE HONORARIUM	221.75
11/01/2023	92704	TOTAL HORTICULTURAL SERVICES	LANDSCAPING SERVICES	14,225.48
25/01/2023	93050	TOTAL HORTICULTURAL SERVICES	LANDSCAPING SERVICES	11,769.42
11/01/2023	92716	T-QUIP	MOWER PARTS & SERVICE	5,304.95
25/01/2023	93064	T-QUIP	MOWER PARTS & SERVICE	605.05
11/01/2023	92706	TRADE HIRE	PLANT HIRE & EQUIPMENT SERVICES	2,756.00
18/01/2023	92765	TRADE HIRE	PLANT HIRE & EQUIPMENT SERVICES	1,533.00
11/01/2023	92500	TROPHIES ON TIME	NAME BADGE SUPPLIER	165.00
25/01/2023	92832	TROPHIES ON TIME	NAME BADGE SUPPLIER	187.00
11/01/2023	92524	TRUCK CENTRE (WA) PTY LTD	NEW VEHICLE PARTS & SERVICE	859.70
25/01/2023	92853	TRUCK CENTRE (WA) PTY LTD	NEW VEHICLE PARTS & SERVICE	305.14
25/01/2023	92908	TRUCKLINE	PLANT PURCHASES / SERVICES / PARTS	510.20
11/01/2023	92613	TUTT BRYANT HIRE	WORKSHOP SUPPLIES	3,219.80
25/01/2023	93039	TYREPOWER BUSSELTON	PLANT TYRE SUPPLIER / REPAIRER	1,470.00
25/01/2023	92871	TYRES & MORE DUNSBOROUGH	TYRE SALES AND SERVICE	170.00
11/01/2023	92501	UNDERCOVERSW	LASER TAG	375.00
11/01/2023	92628	UNITING GLOBAL PTY LTD	CLEANING AND MAINTENANCE SERVICES	77,888.98
25/01/2023	92966	UNITING GLOBAL PTY LTD	CLEANING AND MAINTENANCE SERVICES	41,701.65
25/01/2023	92869	VENDORPANEL PTY LTD	MULTI PARTY EVALUATIONS	14,820.99
11/01/2023	92695	VEOLIA RECYCLING & RECOVERY PTY LTD	WASTE MANAGEMENT SERVICES	1,280.35
25/01/2023	93043	VEOLIA RECYCLING & RECOVERY PTY LTD	WASTE MANAGEMENT SERVICES	2,267.02
11/01/2023	92550	VERAISON	LEADERSHIP COACHING	1,900.80
11/01/2023	92558	VERAISON	LEADERSHIP COACHING	5,362.50
11/01/2023	92691	VMS CONTRACTORS & MANAGEMENT	MAINTENANCE SERVICES	22,574.48
31/01/2023	93084	VMS CONTRACTORS & MANAGEMENT	MAINTENANCE SERVICES	4,336.64
6/01/2023	92444	VOIDED	VOIDED	-
6/01/2023	92445	VOIDED	VOIDED	-
6/01/2023	92446	VOIDED	VOIDED	-
6/01/2023	92447	VOIDED	VOIDED	-
6/01/2023	92448	VOIDED	VOIDED	-
6/01/2023	92449	VOIDED	VOIDED	-
6/01/2023	92450	VOIDED	VOIDED	-
6/01/2023	92451	VOIDED	VOIDED	-
6/01/2023	92452	VOIDED	VOIDED	-
6/01/2023	92453	VOIDED	VOIDED	-
6/01/2023	92454	VOIDED	VOIDED	-
6/01/2023	92455	VOIDED	VOIDED	-
6/01/2023	92456	VOIDED	VOIDED	-
6/01/2023	92457	VOIDED	VOIDED	-
6/01/2023	92458	VOIDED	VOIDED	-
6/01/2023	92459	VOIDED	VOIDED	-
6/01/2023	92460	VOIDED	VOIDED	-
25/01/2023	93018	VOIDED	VOIDED	-
25/01/2023	93019	VOIDED	VOIDED	-
25/01/2023	93059	VOIDED	VOIDED	-
25/01/2023	92801	WA EXTERNAL SOLUTIONS	GUTTER MAINTENANCE	5,720.00
11/01/2023	92684	WA TREASURY CORPORATION	LOAN REPAYMENTS	163,531.62
18/01/2023	92761	WA TREASURY CORPORATION	LOAN REPAYMENTS	103,934.88
11/01/2023	92463	WEATHERSAFE WA (DEL-RAY CANVAS)	SHADE INSTALL - ALMOND PARKWAY	23,100.00
11/01/2023	92491	WELARM PTY LTD	BUSSELTON GROUNDWATER INVESTIGATION	8,738.96
11/01/2023	92648	WELLTECH TOTAL WATER MANAGEMENT	WATER TOWER HIRE	6,930.00
11/01/2023	92675	WEST OZ LINEMARKING	LINE MARKING SERVICES	6,724.85
11/01/2023	92555	WESTBOOKS	LIBRARY RESOURCES	939.31
25/01/2023	92891	WESTBOOKS	LIBRARY RESOURCES	16.47
11/01/2023	92677	WESTRAC EQUIPMENT P/L	PLANT PURCHASES / SERVICES / PARTS	893.66
25/01/2023	93020	WESTRAC EQUIPMENT P/L	PLANT PURCHASES / SERVICES / PARTS	1,638.24
11/01/2023	92664	WINC AUSTRALIA PTY LTD	STATIONERY SUPPLIER	541.36
25/01/2023	93007	WINC AUSTRALIA PTY LTD	STATIONERY SUPPLIER	266.49
25/01/2023	92802	WIZID PTY LTD	POOL ENTRY WRISTBANDS	1,439.90
25/01/2023	93046	WML CONSULTANTS PTY LTD	CONSULTANCY SERVICES	4,200.63
11/01/2023	92621	WOOD AUSTRALIA PTY LTD	ENGINEERING CONSULTANCY SERVICES	9,260.02
11/01/2023	92631	WOOLWORTHS GROUP LIMITED	GROCERIES	40.50
18/01/2023	92751	WOOLWORTHS GROUP LIMITED	GROCERIES	69.60
11/01/2023	92679	WORK CLOBBER	PROTECTIVE CLOTHING SUPPLIER	1,004.00
25/01/2023	93022	WORK CLOBBER	PROTECTIVE CLOTHING SUPPLIER	2,194.00
11/01/2023	92676	WORKFORCE ROAD SERVICES	WORKFORCE SERVICES	1,948.93
25/01/2023	93042	WREN OIL	WASTE OIL SERVICES	49.50
25/01/2023	92840	YAHAVA KOFFEE WORKS WHOLESALE	CATERING	1,571.00
11/01/2023	92569	YELVERTON LIQUID WASTE	LIQUID WASTE REMOVAL	2,139.50
25/01/2023	92905	YELVERTON LIQUID WASTE	LIQUID WASTE REMOVAL	579.70
25/01/2023	93009	ZIFORM	PRINTING SERVICES	2,924.50
				5,716,866.06

TRUST PAYMENTS JANUARY 2023				
DATE	REF #	NAME	DESCRIPTION	AMOUNT \$
5/01/2023	92442	CITY OF BUSSELTON - EFT	INTERNAL PAYMENTS / COMMISSIONS BSL & CTF	1,024.00
27/01/2023	92781	CITY OF BUSSELTON - EFT	INTERNAL PAYMENTS / COMMISSIONS BSL & CTF	553.75
5/01/2023	92443	CONSTRUCTION TRAINING FUND	CTF LEVY	10,006.39
27/01/2023	92782	CONSTRUCTION TRAINING FUND	CTF LEVY	7,828.37
5/01/2023	92441	DEPARTMENT OF MINES, INDUSTRY REGULATION & SAFETY	BUILDING SERVICES LEVY	33,290.36
27/01/2023	92780	DEPARTMENT OF MINES, INDUSTRY REGULATION & SAFETY	BUILDING SERVICES LEVY	23,439.72
				76,142.59



LISTING OF PAYMENTS MADE
UNDER DELEGATED AUTHORITY
FOR THE MONTH OF JANUARY 2023

CHEQUE PAYMENTS	119548 - 119577	63,523.18
ELECTRONIC FUNDS TRANSFER PAYMENTS	92444 - 92779 & 92783 - 93087	5,716,866.06
TRUST ACCOUNT PAYMENTS	EFT 92441 - 92443 & 92780 - 92782	76,142.59
PAYROLL PAYMENTS	01.01.23 - 31.01.23	1,748,816.16
INTERNAL PAYMENT VOUCHERS	DD 5141 - 5184	170,211.59
		7,775,559.58

INTERNAL PAYMENT VOUCHERS (DIRECT DEBITS) JANUARY 2023				
DATE	REF #	NAME	DESCRIPTION	AMOUNT \$
18/01/2023	5168	ACTON BELLE PROPERTY	REFUND OF RATE OVERPAYMENT	8426.72
31/12/2022	5144	AMPOL AUSTRALIA PETROLEUM PTY LTD	FUEL SERVICES	107542.15
5/01/2023	5149	ANSTEE EARTHMOVING	REFUND OF APPLICATION	61.65
3/01/2023	5141	ANZ BANK	BANK FEES	15.00
3/01/2023	5150	ANZ BANK	BANK FEES	5110.72
9/01/2023	5162	ANZ BANK	BANK FEES	868.65
9/01/2023	5163	ANZ BANK	BANK FEES	2199.08
9/01/2023	5165	ANZ BANK	BANK FEES	185.37
9/01/2023	5181	ANZ BANK	ANZ BPAY FEES	279.74
6/01/2023	5184	ANZ BANK	ANZ VISA	14036.01
		DEPT OF LOCAL GOV SPORT	HISTORIC INFORMATION FOR THE WARDANDI TRACK	180.20
		DEPARTMENT OF BIODIVERSITY	FAUNA CAUSING DAMAGE LICENCE	95.00
		ALL MOWERS SPARES PTY	KAWASAKI IGNITION COIL	129.72
		DOMINOS DUNSBOROUGH	CATERING FOR LATE NIGHT WORK - DUNSBROUGH TOWNSCAPE UPGRADES	42.29
		PROJECT MANAGEMENT INST.	CERTIFIED ASSOCIATE IN PROJECT MANAGEMENT ONLINE COURSE-J. FRIIS	679.67
		DOMINOS DUNSBOROUGH	CATERING FOR LATE NIGHT WORK - DUNSBROUGH TOWNSCAPE UPGRADES	43.89
		VIBE HOTEL SUBIACO- ACCOMMODATION	PWSWA CONFERENCE- Cr PAINE	403.18
		DWER - WATER PERTH	CLEARING PERMIT	400.00
		DEPARTMENT OF TRANSPORT	TEMPORARY MOVEMENT PERMIT	24.35
		YALLINGUP COFFEE	DUNSBROUGH TOWNSCAPE UPGRADES	23.00
		APPLE ICLOUD STORAGE	ICLOUD STORAGE - O.DARBY	4.49
		ARTEZEN CAFE	CATERING - DUNSBROUGH TOWNSCAPE UPGRADES	39.20
		SP KINGS SQUARE FREMANTLE	PARKING- ATTENDANCE AT CHRMAP FORUM 9/12/22	15.34
		SQ *BAKED. BUSSELTON BUSSELTON	COB CREDIT CARD USED IN ERROR - HAS BEEN REIMBURSED	8.50
		HARVEY NORMAN AV/IT BUSSELTON	STAFF FAREWELL GIFT - R.ARTHUR	95.00
		AUSTRALIAN COASTAL COUNCIL	REGISTRATION 2023 NATIONAL FORUM ON COASTAL HAZARDS - P. NEEDHAM	2553.92
		MICROSOFT	SOUTH WEST LIBRARY CONSORTIA ONEDRIVE ACCOUNT	180.84
		DOMINOS- YOUTH SERVICES	CATERING- SATURDAY NIGHT PROGRAM	102.47
		FACEBOOK ADVERTISING	GLC MEMBERSHIP SALE	56.42
		DOMINOS- YOUTH SERVICES	CATERING- SATURDAY NIGHT PROGRAM	101.96
		SENDGRID	EMAIL PROGRAM FOR CUSTOMER RETENTION AND CONTACT-GLC	30.74
		SPOTLIGHT	6 X SHOWER CURTAINS	118.80
		BUNNINGS	4 X PEDISTALL FANS- BUTP	68.00
		MARGARET RIVER FURNITURE	MATTRESS FOR BUTP	740.00
		DOMINOS- YOUTH SERVICES	CATERING- SATURDAY NIGHT PROGRAM	125.45
		MAILCHIMP-ELECTRONIC MARKETING	LIBRARY NEWSLETTER AND MARKETING	99.65
		MESSAGEMEDIA	GLC - CUSTOMER RETENTION AND CONTACT SYSTEM	89.14
		RADIOLOGICAL COUNCIL	RENEWAL OF RADIOLOGICAL LICENCE -3 YRS	190.00
		SPOTIFY	MUSIC FOR YOUTH SERVICES EVENTS	18.99
		DOMINOS- YOUTH SERVICES	CATERING- SATURDAY NIGHT PROGRAM	103.48
		MAILCHIMP-ARTGEO	ELECTRONIC MARKETING -ARTGEO	91.05
		WEST AUSTRALIAN	DIGITAL SUBSCRIPTION	28.00
		AUS INST PROF COACHING	CERTIFICATE OF COACHING ONLINE COURSE. N. SHAW	2970.00
		MAILCHIMP	ELECTRONIC NEWSLETTER PR	491.23
		PEACE PIZZA	CATERING FOR LATE NIGHT WORK - DUNSBROUGH TOWNSCAPE UPGRADES	64.00
		OCCYS DUNSBOROUGH	COUNCILLOR/SMG DISTRICT TOUR LUNCH	418.37
		THE FIRE STATION	COUNCIL DINNER	425.90
		LA BOTANIC	SYMPATHY FLOWERS	75.00
		NICOLA'S RISTORANTE	SW CEO'S CHRISTMAS LUNCH	34.44
		YOUR MEMBERSHIP	RECRUITMENT VIA IPWEA	249.26
		NANNUP MEDICAL CENTRE	PRE-EMPLOYMENT MEDICAL	154.00
		SOLAR ANALYTICS	YEARLY SUBSCRIPTION -AIRPORT	100.00
		DEPUTY	DEPUTY ROSTERING SYSTEM GLC	609.35
		M/WAVE	2 X LOGITECH RALLY MOUNTING KITS	441.29
		YAROOMS	YAROOMS ANNUAL SUBSCRIPTION	990.71
		ZOOM	MONTHLY SUBSCRIPTION	129.72
13/01/2023	5157	B GLASS	REFUND OF APPLICATION	147.00
19/01/2023	5169	BUSSELTON SHEDS PLUS	REFUND OF APPLICATION	147.00
10/01/2023	5146	C & B NEAL	REFUND OF APPLICATION	147.00
19/01/2023	5169	C & D CARLYLE	REFUND OF APPLICATION	112.00
24/01/2023	5173	C ARMSTRONG	REFUND OF RATE OVERPAYMENT	235.64
23/01/2023	5174	C BURNETT	REFUND OF HALL & KEY DEPOSITS	1000.00
17/01/2023	5167	C CLEMONS	REFUND OF RATE OVERPAYMENT	450.84
23/01/2023	5171	C OASTES	REFUND OF APPLICATION	147.00
27/01/2023	5179	C O'BRIEN	REFUND OF RATE OVERPAYMENT	359.00
11/01/2023	5147	CARBONE BROS PTY LTD	REFUND OF APPLICATION	739.00
3/01/2023	5161	COMMONWEALTH BANK	BANK FEES	342.30
16/01/2023	5178	COMMONWEALTH BANK	BANK FEES	20.40
13/01/2023	5156	CR. MIKAYLA LOVE	COUNCILLOR PAYMENT	344.72
18/01/2023	5168	D DYKSTRA	REFUND OF RATE OVERPAYMENT	556.03
17/01/2023	5164	D GUIVER	AIRPORT PARKING CARD REFUND	20.00
13/01/2023	5157	D HART	REFUND OF APPLICATION	300.00
13/01/2023	5157	D HEATH	REFUND OF RATE OVERPAYMENT	2394.00
13/01/2023	5157	D SMITH	REFUND OF BOND APPLICATION	61.65
3/01/2023	5154	D WOODINGTON	AIRPORT PARKING CARD REFUND	20.00
24/01/2023	5173	ENABLE	REFUND OF APPLICATION	42.00
30/01/2023	5180	F REID	REFUND OF RATE OVERPAYMENT	210.25
25/01/2023	5175	FARM BREAK DEVELOPMENTS	REFUND OF RATE OVERPAYMENT	3878.46
17/01/2023	5166	FOX MODULAR	REFUND OF APPLICATION	73.00
20/01/2023	5170	G & C SMITH	REFUND OF APPLICATION	552.00
20/01/2023	5172	G DUNN	REFUND OF ANIMAL TRAP BOND	100.00
12/01/2023	5153	G PATTINSON	REFUND OF APPLICATION	147.00
22/12/2022	5148	G WREN	REFUND OF APPLICATION	100.00









LISTING OF PAYMENTS MADE
UNDER DELEGATED AUTHORITY
FOR THE MONTH OF JANUARY 2023

CHEQUE PAYMENTS	119548 - 119577	63,523.18
ELECTRONIC FUNDS TRANSFER PAYMENTS	92444 - 92779 & 92783 - 93087	5,716,866.06
TRUST ACCOUNT PAYMENTS	EFT 92441 - 92443 & 92780 - 92782	76,142.59
PAYROLL PAYMENTS	01.01.23 - 31.01.23	1,748,816.16
INTERNAL PAYMENT VOUCHERS	DD 5141 - 5184	170,211.59
		7,775,559.58

27/01/2023	5177	H CAWTHRAY	REFUND OF ANIMAL TRAP BOND	100.00
31/01/2023	5183	H JOHNSON	REFUND OF BOND APPLICATION	3900.00
27/01/2023	5176	IMAGE RESOURCES	REFUND OF RATE OVERPAYMENT	1021.93
27/01/2023	5176	IMAGE RESOURCES	REFUND OF RATE OVERPAYMENT	1021.93
13/01/2023	5157	J RHODES	REFUND OF RATE OVERPAYMENT	235.65
5/01/2023	5149	J RICHARD	REFUND OF RATE OVERPAYMENT	38.91
13/01/2023	5157	J SAUNDERS	REFUND OF BOND APPLICATION	61.65
24/01/2023	5173	J STICKLES	REFUND OF RATE OVERPAYMENT	591.97
10/01/2023	5146	J WOOD & J EMBLING	REFUND OF RATE OVERPAYMENT	366.14
11/01/2023	5155	K SPARK	REFUND OF ANIMAL TRAP BOND	100.00
11/01/2023	5147	LANDWORX VASSE COMMERCIAL	REFUND OF RATE OVERPAYMENT	4079.26
4/01/2023	5142	LES MILLS ASIA COMMERCIAL	CONTRACT FEES	524.85
4/01/2023	5143	LES MILLS ASIA PACIFIC	CONTRACT FEES	629.82
12/01/2023	5153	M & D HENDERSON	REFUND OF APPLICATION	1120.00
9/01/2023	5145	M & M WATTS	REFUND OF RATE OVERPAYMENT	653.00
4/01/2023	5151	M CORMIER	JETTY TOURIST PARK BOND	50.00
5/01/2023	5152	M CORMIER	JETTY TOURIST PARK BOND	289.50
31/01/2023	5182	M JANSEN	REFUND OF BOND APPLICATION	100.00
10/01/2023	5146	MICK STRANGE CARPENTRY	REFUND OF APPLICATION	147.00
25/01/2023	5175	MIJOSA PTY LTD	REFUND OF APPLICATION	552.00
13/01/2023	5157	N O'ROURKE	REFUND OF BOND APPLICATION	61.65
17/01/2023	5166	NORTHOVER	REFUND OF RATE OVERPAYMENT	523.00
13/01/2023	5157	R LUCAS	REFUND OF BOND APPLICATION	61.65
13/01/2023	5157	S LA MANCUSA	REFUND OF RATE OVERPAYMENT	500.00
17/01/2023	5167	S WILLETTS	REFUND OF APPLICATION	320.00
12/01/2023	5158	SW DEVELOPMENT COMMISSION	REFUND OF APPLICATION	284.00
12/01/2023	5153	SW REFUGE	REFUND OF BOND APPLICATION	18.00
16/01/2023	5159	SWINGS AND ROUNDABOUTS	REFUND OF APPLICATION	224.00
16/01/2023	5160	T RICHMOND	REFUND OF ANIMAL TRAP BOND	100.00
18/01/2023	5168	VAN ZALM & PRENTICE	REFUND OF RATE OVERPAYMENT	1041.00
13/01/2023	5157	W ZANETTI	REFUND OF BOND APPLICATION	61.65
12/01/2023	5153	WILYABRUP SURFBOARD CLUB PTY LTD	REFUND OF BOND APPLICATION	61.65
				170,211.59

12.7 Finance Committee - 8/3/2023 - 2022/23 MID-YEAR BUDGET REVIEW

STRATEGIC GOAL	LEADERSHIP - A Council that connects with the community and is accountable in its decision making.
STRATEGIC OBJECTIVE	4.4 Govern a professional organisation that is healthy, capable and engaged.
SUBJECT INDEX	Budget Planning and Reporting
BUSINESS UNIT	Financial Services
REPORTING OFFICER	Manager Financial Services - Paul Sheridan
AUTHORISING OFFICER	Acting Director, Finance and Corporate Services - Sarah Pierson
NATURE OF DECISION	Executive: substantial direction setting, including adopting strategies, plans and policies (excluding local planning policies), tenders, setting and amending budgets, funding, donations and sponsorships, reviewing committee recommendations
VOTING REQUIREMENT	Absolute Majority
ATTACHMENTS	Attachment A Detailed Budget Review Schedule   Attachment B Financial Activity Statement YTD December 2022   Attachment C Capital Acquisitions & Construction Mid-year Budget Review Schedule  

This item was considered by the Finance Committee at its meeting on 8/3/2023, the recommendations from which have been included in this report.

COMMITTEE RECOMMENDATION

That the Council, pursuant to Regulation 33A of the *Local Government (Financial Management) Regulations 1996*, adopts the 2022/23 Annual Mid-Year Budget Review as presented within this report.

OFFICER RECOMMENDATION

That the Council, pursuant to Regulation 33A of the *Local Government (Financial Management) Regulations 1996*, adopts the 2022/23 Annual Mid-Year Budget Review as presented within this report.

EXECUTIVE SUMMARY

Between January and March in each financial year, a local government is to carry out a review of its annual budget for that year. The Council is required to consider the review submitted to it after consideration by the Finance Committee, and determine (by absolute majority) whether or not to adopt the review or any recommendations made in the review within 30 days of the review being undertaken.

BACKGROUND

Local governments are required to carry out an annual budget review and in accordance with Regulation 33A of the *Local Government (Financial Management) Regulations*. The purpose of an annual budget review is to ensure that a local government conducts a review of its financial performance at an appropriate time in the financial year. This is to identify significant budget variances and recommend remedial action as necessary, prior to the end of the financial year.

This report, based on the City's financial performance for the financial year to date as at 31 December 2022, has been compiled to fulfil the statutory reporting requirements.

OFFICER COMMENT

The budget review process was conducted throughout January and February 2023, via a series of workshop meetings with each of the manager/coordinator groups across the entire organisation.

This review takes into account a number of factors including what has occurred during the first six months of the financial year, the likely operating environment over the remaining six months, and the most likely impact on the City's net current position.

The attached Detailed Budget Review Schedule (Attachment A), outlines the estimated variations from the existing amended budget position on a line by line basis, showing an estimated total positive net variance to the budgeted net current position of approximately \$837K.

A copy of the Financial Activity Statement YTD December 2022 ("FAS") has also been attached (Attachment B), including columns that show the summarised net surplus / (deficit) variance totals for each Nature & Type category.

For ease of reference, the net surplus / (deficit) variance totals for each of the affected Nature & Type categories from the FAS are summarised in the table below.

Affected FAS Categories by Nature & Type, Per the adopted Rate Setting Statement	Forecast Surplus / (Deficit) Variances to Amended Budget at Year End		Net Reserve Impacts	Net Muni Impacts
	\$	%	\$	\$
Revenue from Ordinary Activities				
Rates	(200,000)	(0.35%)	-	(200,000)
Operating Grants, Subsidies and Contributions	87,752	7.55%	64,144	23,609
Fees & Charges	1,416,527	12.29%	1,699,491	(282,964)
Other Revenue	69,745	39.04%	82,745	(13,000)
Interest Earnings	960,000	88.42%	450,000	510,000
	2,334,024	2.80%		
Expenses from Ordinary Activities				
Employee Costs	389,366	1.07%	(153,458)	542,824
Materials & Contracts	(823,544)	(3.71%)	(818,311)	(5,233)
Utilities (Gas, Electricity, Water etc.)	(276,650)	(9.62%)	-	(276,650)
Insurance Expenses	(217,160)	(33.29%)	-	(217,160)
Other Expenditure	562,559	7.33%	(10,283)	572,842
	(365,428)	(0.38%)		
Operating Surplus / (Loss)	1,958,596	14.76%		
Capital Revenue & Expenditure				
Non-Operating Grants, Subsidies and Contributions	(6,587,114)	(20.63%)	-	(6,587,114)
Capital Expenditure	25,186,873	36.28%	17,955,467	7,231,406
Proceeds from Sale of Assets	(461,882)	(75.29%)	-	(461,882)
Combined net Impact on transfers from/to reserves & restricted assets	(19,269,795)	(24.99%)	(19,269,795)	-

Total Net Variances to the Adopted Net Current Position Budget - Surplus / (Deficit)	836,679	170.81%	-	836,679
Existing Net Current Position - Surplus / (Deficit) Per the Adopted Budget (as amended)	483,970			
Forecast Year End Net Current Position - Surplus / (Deficit)	1,320,649			

Attachment A lists the details that make up each of the lines in the table above, however some high level commentary around the most significant factors contributing to the more material variances in the table above is provided below.

Rates

The budget for interim rating at \$743K was set too high per the LTFP. The City is unlikely to achieve much more than \$600K in interim rating for the year, so a conservative deficit to budget for interim rating of \$200K has been included in the mid-year review.

Operating Grants, Subsidies and Contributions

The overall forecast positive variance to budget of \$88K within this category can be reduced to \$24K due to an offsetting corresponding impact on reserves of approximately \$64K, and mainly relates to;

- Operating Grants & Subsidies Other **(\$30K)** (reserve impact positive \$61K);
- Contributions **(\$1.5K)** (reserve impact positive \$4K);
- Reimbursements – Admin Costs & Legal Fees \$24K;
- Reimbursements – ESL & Fuel Levies \$50K;
- Reimbursements – Utility Charges \$25K;
- Reimbursements – Parenting Leave Payments \$71K;
- Reimbursement - Insurance Recovered **(\$50K)**.

Fees & Charges

Of the \$1.4M forecast net increase in Fees and Charges, a net of \$1.7M extra will need to be transferred to reserves, leaving a negative impact on the municipal account in those areas that are not reserve affected of approximately **(\$283K)**. Identified major variances in this category relate to the following;

- Commercial Leases **(\$93K)**, with an offsetting corresponding reserve impact of **(\$48K)**;
- Various compliance related fees and licenses **(\$38K)**;
- Holiday home renewal fees **(\$175K)**;
- Planning, development and building fees & charges \$165K;
- Cemetery Fees **(\$15K)**;
- Leisure Centers **(\$150K)**;
- Busselton Jetty Tourist Park \$240K, with an offsetting corresponding reserve impact of \$240K;
- Airport \$1.04M, with an offsetting corresponding reserve impact of \$1.04M;

- Art Geo & Saltwater (\$26K);
- Waste Service \$463K, with an offsetting corresponding reserve impact of \$463K.

Other Revenue

Of the \$70K forecast net increase in Other Revenue, a net of \$83K extra will need to be transferred to reserves, leaving a negative impact on the municipal account in those areas that are not reserve affected of approximately (\$13K). Identified major variances in this category relate to the following;

- Various fines & enforcement charges (\$34K);
- Sales of memorialization items and number plates through Customer Service \$21K;
- Fuel sales at the airport \$40K, with an offsetting corresponding reserve impact of \$40K;
- Sale of recyclable and scrap materials at the waste facilities \$83K, with an offsetting corresponding reserve impact of \$83K.

Interest Earnings

Due to the rapid increases in interest rates which were not forecast during the setting of the 2022/23 budget in early 2022, plus the early draw down and restriction of the borrowings associated with the Saltwater project (to avoid fixing the loans at higher rates), the return on City term deposits has been significantly higher than predicted, and are forecast to continue as such for the remainder of the financial year.

Current projections are as follows:

	Budgeted June '23	Projected June '23	Surplus / (Deficit)	Reserve Impact
Overdue Payment Interest	150,000	110,000	(40,000)	-
Instalment Interest	259,250	309,250	50,000	-
Municipal Funds	360,000	860,000	500,000	-
Reserve Funds	1,250,000	1,700,000	450,000	450,000
Total	2,019,250	2,979,250	960,000	450,000

Employee Costs

There is an estimated net savings against budget to 30 June of approximately \$389K, however the net negative impact on reserves in certain areas totalling (\$153K) i.e. additional drawn from reserve into muni, brings the underlying net muni impact up to \$543K.

Materials & Contracts

Although this category indicates a potential cost overrun to budget in the vicinity of (\$824K), due to the interaction of various reserves where there would be a resulting higher draw down (Waste, Airport, Legal), this is reduced by \$818K, to only (\$5K) net impact.

Utilities

Cost overruns of approximately (\$277K) by year end are forecast that will directly affect the municipal account.

The table below outlines the specific areas of utility:

	2022/2023 Budget	2022/2023 Forecast Actual	Forecast Municipal Impact
	\$	\$	\$
Electricity	1,814,016	2,009,447	(195,431)
Gas - Reticulated	4,971	2,351	2,620
Gas - LPG Bottled	16,041	36,699	(20,658)
Gas - Alinta Boiler Gas (BJTP)	5,843	14,229	(8,386)
Water Consumption	491,504	493,014	(1,510)
Water Meter Rental & Supply Charge	86,520	63,916	22,604
Sewerage Volume Charges	32,134	31,830	304
Sewerage Charge (Rates)	98,871	98,098	773
Office Telephones, Faxes & Internet	96,909	134,016	(37,107)
Public WIFI	40,693	88,542	(47,849)
Mobile Devices Costs	102,395	77,644	24,751
Other Telecommunication & Network Costs	86,783	103,542	(16,759)
			(276,650)

Inflationary factors, particularly in the energy sector, have significantly contributed to this.

Insurance Expenses

Higher than expected premiums due to the asset revaluation uplifts have caused an estimated negative impact of (\$217K).

The table below outlines the specific areas:

	2022/2023 Budget	2022/2023 YTD Actual	Variance
	\$	\$	\$
Art Works Insurance	1,969	8,547	(6,578)
Building Insurance	140,111	308,288	(168,177)
Electronic Equipment Insurance	1,298	4,036	(2,738)
Insurance Excess	-	1,000	(1,000)
Machinery Breakdown Insurance	796	22,139	(21,343)
Marine Crafts Insurance	251	1,654	(1,403)
Motor Vehicle & Plant Insurance	40,127	102,598	(62,471)
Multi Risk Insurance	21,747	35,989	(14,242)
Public Liability Insurance	398,824	339,962	58,862
Other General Insurance Costs	45,948	29,547	16,401
Cyber Liability	1,298	15,769	(14,471)
			(217,160)

Other Expenses

There is an estimated net savings against budget to 30 June of approximately \$563K, with the net negative impact on reserves in certain areas totalling **(\$10K)** i.e. additional drawn from reserve into muni, brings the underlying net muni impact up to \$573K.

The main contributors to the cost savings/underspends in this area are in sponsorships, marketing & promotions for various events related activities of approximately \$345K, plus approximately \$207K in governance and corporate services related to funding not required for the You Choose program this FY, and some underspends in council contingency, and promotions and events catering.

Non-Operating Grants, Subsidies and Contributions

It should be noted that any negative variance in this area will approximately correlate to an offsetting positive underspend variance in a capital project tied to these funding sources. Also, the non-recognition of funds already physically received means that they will remain in either a reserve or restricted asset account.

Capital Expenditure

The schedule of Capital Acquisitions & Construction YTD as at December 2022 (Attachment C) has been reviewed in conjunction with officers.

Of the total annual amended budget of \$69.4MM, it is estimated that approximately \$23.6M will still be in progress come 30 June 2023, and will need to be carried forward to be re-listed (and/or re-scoped), in the 2023/24 budget.

A summary of the detailed listing in Attachment C is shown below:

2022/23 Actual Spend to 30/12/22 (B)	2022/23 Amended Budget (A)	Remaining Budget (A - B)	Proposed Budget Amendments*		Forecast Under / (Over) to 30/6/23	Forecast Carry-Over Amount 2023/24
			Spend Net Increase / (Decrease)	Funding Net (Increase) / Decrease		
Land						
-	550,000	550,000	-	-	550,000	550,000
Buildings						
7,559,393	39,800,690	32,241,297	-	-	21,497,508	20,000,000
Plant & Equipment						
776,859	3,711,873	2,935,014	1,061,662	(1,061,662)	1,071,683	3,083,000
Furniture & Office Equipment						
474,917	1,088,664	613,747	68,647	(68,647)	171,337	-
Infrastructure:						
Roads						
1,467,859	7,946,666	6,478,807	540,000	(540,000)	(318,875)	-
Bridges						
-	411,000	411,000	-	-	-	-
Car Parks						
135,259	483,373	348,114	-	-	-	-
Footpaths and Cycleways						
18,899	1,272,130	1,253,231	-	-	46,240	

Parks, Gardens & Reserves:						
Coastal and Boating						
145,027	1,550,087	1,405,060	(1,186,267)	1,186,267	-	-
Townscapes						
1,658,846	1,748,490	89,644	-	-	(300,000)	-
Other P&G Infrastructure						
842,427	3,639,794	2,797,367	-	-	80,844	-
<i>Sub-totals for all Parks & Gardens:</i>						
2,646,300	7,038,371	4,392,071	(1,186,267)	1,186,267	967,110	-
Waste Services						
579,996	4,678,955	4,098,959	-	-	511,848	-
Busselton Jetty						
193,577	480,632	287,055	-	-	(532)	-
Drainage						
99,079	704,984	605,905	-	-	30,000	-
Airport Industrial Parks						
997,847	1,365,410	367,563	-	-	-	-
<i>Sub-totals for all Infrastructure:</i>						
6,138,814	24,281,521	18,142,707	(646,267)	646,267	1,896,344	-
<i>Grand totals for all Assets:</i>						
14,949,983	69,432,748	54,482,765	484,043	(484,043)	25,186,873	23,633,000

*Separate budget amendment reports to be compiled and presented by relevant officers.

General Commentary

The war in Ukraine along with the general economic climate both in Australia and internationally has impacted on the City's operations and ability to complete its capital works programs. For example, the tightening of the employment market has resulted in difficulties in some areas with staff attraction and retention, also resulting in savings on salaries and wages. Conversely, supply chain issues and rising fuel and energy prices are increasing costs.

Components of the unspent capital and operating expenditure budgets are currently being assessed for re-listing in the Council's 2023/24 draft budget, if required.

Statutory Environment

Regulation 33A of the *Local Government (Financial Management) Regulations* is set out below:

Regulation 33A. Review of budget

- (1) *Between 1 January and 31 March in each financial year a local government is to carry out a review of its annual budget for that year.*
- (2A) *the review of an annual budget for a financial year must —*
 - (a) *Consider the local government's financial performance in the period beginning on 1 July and ending no earlier than 31 December in that financial year; and*
 - (b) *Consider the local government's financial position as at the date of the review; and*
 - (c) *Review the outcomes for the end of that financial year that are forecast in the budget.*

- (2) *Within 30 days after a review of the annual budget of a local government is carried out it is to be submitted to the council*
- (3) *A council is to consider a review submitted to it and is to determine* whether or not to adopt the review, any parts of the review or any recommendations made in the review.*
- (4) *Within 30 days after a council has made a determination, a copy of the review and determination is to be provided to the Department.*

**Absolute majority required.*

Relevant Plans and Policies

There are no relevant plans or policies to consider in relation to this matter.

Financial Implications

Any financial implications are detailed within the context of this report.

Stakeholder Consultation

No external stakeholder consultation was required or undertaken in relation to this matter.

Risk Assessment

Risk assessments have been previously completed in relation to a number of 'higher level' financial matters, including timely and accurate financial reporting to enable the Council to make fully informed financial decisions. The completion of the monthly Financial Activity Statement report and this annual mid-year budget review are controls that assist in addressing this risk.

Options

As an alternative to the proposed recommendation, the Council could not adopt the budget review report. If Council intends to consider this option, officers can assist on the drafting of a suitable alternative motion for adoption before the statutory due date of 30 April 2023.

CONCLUSION

Despite uncertainty in the current economic climate and the impacts on planned and budgeted works and activities, as at 31 December 2022 the City's overall financial performance is considered satisfactory. Projections resulting from the budget review process indicate a potential positive impact on closing net current position as at 30 June 2023, in the order of approximately \$836K, lifting the forecast end of year Net Current Position to approximately \$1.3M from the original budgeted forecast of \$484K.

TIMELINE FOR IMPLEMENTATION OF OFFICER RECOMMENDATION

Officers will inform the Department of the Council's consideration by 30 April 2023.

City of Burlington
2023 Budget Review Summary
Conducted January/February 2023

Annual												Year to Date As at 31 December 2022		Forecast Cash Impact on 2022/2023 Annual Budget (as at 31/12/22)		Increase / Decrease	

City of Burlington
2023 Budget Review Summary
Conducted January/February 2023

Annual													Year to Date As at 31 December 2022		Forecast Cash Impact on 2022/2023 Amended Budget (as at 31/12/22)		Increase / Decrease	
N&T	2022/2023 Budget (\$)	2022/2023 YTD Actual (\$)	Variance (\$)	2022/2023 YTD Budget (\$)	2022/2023 YTD Actual (\$)	Variance (\$)	Var. % (a-b)/a	Commitments & Billing Lag Estimates	Review Meeting Commentary	Forecast Cash Impact on 2022/2023 Amended Budget (as at 31/12/22)	Corresponding Cash Budgeted Reserve/Risk Impact	Capital	Operational					
20227 1005 1047 Basic Sale Income	4304	(29,644)	(3,355)	(9,512)	(4,849)	(3,333)	(2,516)	45.48%			(3,000)							
Business Unit - Waste & Fleet Services																		
Fleet Management																		
1025 1222 Capital Grants - Roads to Recovery	5300		(6,304)	6,304		(6,304)	6,304	(100.00%)		6,304								
1025 1508 Renovation - Fuel Levy	4302	(117,590)	(20,440)	(97,151)		(20,440)	20,443	(100.00%)		(50,000)								
Waste Services																		
1271 Operating Grants & Subsidies - Other	4302	(8,780)	(804,678)	5,319		(804,678)	10,619	100.00%		60,619		60,619						
1400 Contributions - Operating Activities	4302		(3,525)	3,525		(3,525)	3,525	100.00%		3,525		3,525						
1505 Transfer - Tank Assets (see 035)	4304	(10,000)	19,322	(29,322)		(19,322)	(3,811)	(100.00%)		(13,156)		(13,156)						
1546 Transfer - Industrial Containers	4304	(202,888)	(201,549)	6,661	(201,215)	(201,549)	8,130	2.56%		8,130		8,130						
1698 Waste Removal - Domestic	4302	(1,477,087)	(3,563,495)	93,349	(3,654,052)	(3,563,495)	79,080	-		109,084		109,084						
1698 Tipping Fees - Liquid Waste	4304	(210,000)	(193,670)	(16,330)	(193,670)	(193,670)	26,330	-		117,210		117,210						
1698 Tipping Fees	4304	(240,000)	(128,710)	(111,290)	(128,710)	(128,710)	52,800	12.39%		113,410		113,410						
1698 Recycling Fees - Domestic	4304	(1,674,432)	(3,725,139)	50,707	(3,666,409)	(3,725,139)	58,730	-		58,730		58,730						
1698 Waste Disposal Fee (WDR) Jan 2023	4304	(1,815,076)	(1,893,540)	35,872	(1,896,160)	(1,893,540)	44,778	2.48%		44,778		44,778						
1698 Recycling Fees - Commercial	4304	(10,497)	(10,460)	3,712	(13,800)	(10,460)	4,146	8.91%		4,146		4,146						
1786 Sale of Recyclable Materials	4310	(11,491)	(11,149)	5,404	(7,789)	(17,149)	11,490	226.96%		22,484		22,484						
1737 Sale of Scrap Materials	4310	(146,417)	(93,139)	(73,276)	(88,005)	(93,139)	5,134	5.83%		(19,861)		(19,861)						
EXPENDITURE																		
Organizational unit assessment																		
Utilities																		
1000 1000 Electricity	5304	1,814,018	912,751	901,267	700,343	912,751	(212,408)	(90.13%)	91,973		(199,431)		2,420					
1000 1000 Gas - Residential	5304	4,371	1,109	3,262	1,265	1,109	2,153	-		2,153		2,153						
1000 1000 Gas - LPG Banded	5304	14,061	10,919	3,142	-	10,919	(10,919)	(100.00%)	7,841		(20,468)		(20,468)					
1007 1007 Gas - Altera Boiler Gas (BTP)	5304	5,803	1,660	4,143	1,644	1,660	2,483	-		(8,396)		(8,396)						
1010 1010 Water Construction	5304	481,104	376,507	104,597	380,833	376,507	4,326	-	180,000		(1,150)		(1,150)					
1012 1012 Water Meter Rental & Supply Charge	5304	86,120	31,958	54,162	24,009	31,958	(7,949)	(33.11%)		22,604		22,604						
1012 1012 Wastewater Volume Charge	5304	32,134	12,915	19,219	32,071	12,915	19,156	-	3,000		3,000		3,000					
1012 1012 Wastewater Charge (Rate)	5304	38,471	38,009	462	71,300	38,009	33,291	-	13,000		(778)		(778)					
1012 1012 Office Telephones, Faxes & Internet	5304	96,308	10,860	85,448	48,812	10,860	(65,988)	(14.49%)		(17,107)		(17,107)						
1012 1012 Public WiFi	5304	40,000	21,540	18,460	18,473	21,540	2,133	-	22,751		(47,449)		(47,449)					
1012 1012 Available Services Costs	5304	232,795	34,784	198,011	48,246	34,784	16,462	-	7,018		24,751		24,751					
1012 1012 Other Telecommunication & Network Costs	5304	96,780	82,230	14,550	40,075	82,230	7,785	-	19,815		(18,739)		(18,739)					
Insurance																		
1000 1000 Auto Works Insurance	5308	1,580	8,547	(6,967)	1,801	8,547	(6,746)	(174.57%)		-		-	-					
1000 1000 Building Insurance	5308	140,111	308,288	(168,177)	313,807	308,288	(176,481)	(133.88%)		-		-	-					
1000 1000 Electronic Equipment Insurance	5308	1,200	4,000	(2,800)	1,200	4,000	(2,800)	(100.00%)		-		-	-					
1000 1000 Insurance Excess	5308	-	1,000	(1,000)	-	1,000	(1,000)	(100.00%)		-		-	-					
1007 1007 Machinery Breakdown Insurance	5308	786	20,100	(19,314)	786	22,313	(21,527)	-	Allocated to Insurance Costs	(217,108)								
1012 1012 Marine Cargo Insurance	5308	251	1,604	(1,353)	1,604	1,604	-	-	Premiums higher due to asset revaluations - happening this year	-		-	-					
1012 1012 Motor Vehicle & Plant Insurance	5308	40,117	102,586	(62,469)	38,996	102,586	(63,600)	(163.30%)		-		-	-					
1012 1012 Multi Risk Insurance	5308	21,217	35,980	(14,763)	35,886	35,980	(19,104)	(13.400%)		-		-	-					
1012 1012 Public Liability Insurance	5308	398,024	399,962	(1,938)	399,071	399,962	(891)	-		-		-	-					
1012 1012 Other General Insurance Costs	5308	45,548	26,547	19,001	44,603	26,547	18,056	-		-		-	-					
1012 1012 Cyber Liability	5308	2,500	2,500	-	2,500	2,500	-	-	Allocated to Employee Costs	207,536								
1012 1012 Workers Compensation	5308	635,185	495,639	139,546	587,189	495,639	(88,448)	(12.73%)	Lower premium due to cap off the rate	-		-	-					
1012 1012 Insurance Premiums & Officers Liability	5308	86,017	26,938	59,079	85,200	26,938	6,262	7.28%		-		-	-					
Off-Administrative Overhead																		
1000 1000 Computer Software License & Cloud Services	5302	1,233,844	637,210	596,634	7,805	637,210	(629,434)	(98.77%)	81,740		75,000		75,000					
1000 1000 Telecommunications	5302	36,475	34,381	2,094	38,641	34,381	4,260	-	20,000		(18,000)		(18,000)					
1012 1012 Postage	5302	95,476	85,121	10,355	60,180	85,121	5,040	-	15,880		(15,880)		(15,880)					
1012 1012 Stationery	5302	45,800	21,710	24,090	23,536	21,710	1,826	-	10,000		(10,000)		(10,000)					
1012 1012 Courier & Freight Services	5302	23,420	1,917	21,503	30,099	1,917	28,182	-	27,000		(15,000)		(15,000)					
1012 1012 Bank Charges	5302	213,040	134,868	78,172	158,468	134,868	23,600	-	790		(790)		(790)					
1012 1012 Subscriptions & Memberships	5302	206,127	51,306	154,821	97,137	51,306	6,032	-	2,760		(50,000)		(50,000)					
Business Unit - Office of CEO																		
10000 10000 Salaries & Wages - all categories	5300	565,909	264,738	301,170	136,577	264,738	31,839	-	Generative estimate	80,000								
10000 10000 Consulting	5302	-	-	-	-	-	-	-	GD project	(50,000)								
Business Unit - Finance & Corporate Services Support																		
Finance & Corporate Services Support																		
10700 10700 Salaries & Wages - all categories	5300	1,153,543	651,353	502,190	565,022	651,353	(66,351)	(10.51%)	CPN linked salary increases plus overlap in retiree and new staff	(100,000)								
Business Unit - Governance and Corporate Services																		
Governance & Corporate Services																		
10000 10000 Donations, Contributions & Subsidies	5310	102,400	-	102,400	-	-	-	-		102,400								
10000 10000 General Members Refreshment & Functions	5310	44,528	13,542	30,986	21,278	13,542	9,436	-	3,028		15,000		15,000					
10000 10000 United Nations Conference and Traveling Expenses	5310	15,140	14,420	720	25,585	14,420	11,165	-	5,000		5,000		5,000					
10000 10000 Christies Investment Holding Account	5310	17,443	150	17,293	-	150	(17,293)	(100.00%)	Obtain new agent capital and contact to further decisions	15,000								
10000 10000 Salaries - Payrolling Loans Payments	5300	-	14,624	(14,624)	-	14,624	(14,624)	(100.00%)	-	(14,624)								
Public Relations																		
11224 10124 Public Relations	5310	10,000	838	9,162	4,046	838	3,209	-	832		5,000		5,000					
11224 10124 Community Communications & Surveys	5310	5,000	-	5,000	-	-	-	-	Potential for Category survey	(25,000)								
11224 10124 Business Maintenance & Upgrades	5310	3,000	3,000	-	3,000	3,000	-	-		2,000								
11224 10124 Marketing & Promotions	5310	17,443	17,443	-	17,443	17,443	-	-		7,000								
11224 10124 Payroll	5310	5,000	5,000	-	5,000	5,000	-	-		5,000								
11224 10124 Catering	5310	20,520	1,507	18,913	7,951	1,507	6,405	-		10,000								
11224 10124 Salaries - Payrolling Loans Payments	5300	-	14,624	(14,624)	-	14,624	(14,624)	(100.00%)	offset by revenue	(14,624)								
Human Resources & Payroll																		
10000 10000 Salaries & Wages - all categories	5300	628,790	340,173	288,617	302,104	340,173	(19,976)	(13.08%)	7,957		(80,000)		(80,000)					
10000 10000 Advertising Staff Expenses	5300	30,000	22,794	7,206	15,211	22,794	(7,583)	(13.81%)	YTD Recruitment higher than normal	(20,000)								
10000 10000 New Employee Medical	5300	47,000	10,422	36,578	29,940	10,422	(26,156)	(10.31%)	10,000		(1,000)		(1,000)					
10000 10000 Employee Assistance Programs	5300	20,000	2,413	17,587	13,249	2,413	(14,174)	(10.08%)	Training/eligibility cost	9,000								
10000 10000 Staff Expenses	5300	17,500	1,960	15,540	2,688	1,960	(13,572)	(13.01%)	1,000		(3,000)		(3,000)					
10000 10000 Staff Name Badges	5300	1,000	600	400	720	600	1,120	-	2,307		(1,000)		(1,000)					
10000 10000 Other Employee Costs	5300	1,000	1,000	-	400	1,000	-	-	Unpaid cost due to no new staff	-		-	-					
10000 10000 Travel Expenses	5300	5,000	195	4,805	2,788	195	2,609	(102.48%)	Underpaid on actual some errors	3,000								
10000 10000 Other Professional or Consultant Policy	5300	5,100	5,400	50	3,800	5,400	(1,600)	(18.82%)	187		(1,400)		(1,400)					
Occupational Health & Safety																		
10899 10200 Salaries & Wages - all categories	5300	287,867	179,619	108,248	122,056	179,619	(57,075)	(31.74%)	Projects included	60,000		(95,000)						
Business Unit - Legal and Property Services																		
Legal Services																		
10800 10800 Other Miscellaneous Services Expenses	5300	10,000	-	10,000	1,190	-	1,190	-	Costs associated with city managed sites, no longer required	10,000								
Property Services Administration																		
12000 12000 Legal Expenses	5300	289,397	149,953	140,444	142,122	149,953	(7,461)	(15.52%)		-								
12000 10800 Legal Expenses	5300	102,400	92,982	10,418	-	92,982	(92,982)	(100.00%)	17,607		(100,000)		(100,000)					
Business Unit - Finance Support																		
Rates Administration																		
11224 10124 Salaries & Wages - all categories	5300	481,528	275,382	206,146	239,549	275,382	(17,833)	(13.81%)	Positions funded from revenue	120,000								
11224 10124 Consulting	5302	10,000	-	10,000	-	-	-	-	Professionally sourced data acquisition	40,000								
11224 10124 Consulting	5300	80,000	4,706	75,294	20,721	4,706	36,575	(100.74%)	7,869		40,000		40,000					
Financial Services																		
10700 10700 Salaries & Wages - all categories	5300	1,153,543	651,353	502,190	565,022	651,353	(66,351)	(10.51%)	Combination of budget overruns and turnover of long standing staff requiring budget with new staff	(100,000)								
Business Unit - Information Services																		
Information Technology																		
10810 10810 Salaries & Wages - all categories	5300	1,155,754	582,500	573,254	7,610	582,500	(524,998)	(100.00%)	84,000		(140,000)		(140,000)					
10810 10810 Consulting	5302	113,400	52,750	60,650	-	52,750	(137,750)	(100.00%)	90,014		(90,014)		(90,014)					
10810 10810 Computer Software Maintenance	5300	49,500	49,500	-	-	-	-	-		49,500								
10810 10810 Other Computing Costs	5300	29,936	5,884	23,142	16,537	5,884	18,742	-	500		20,000		20,000					
10810 10810 Computer Hardware & Maintenance	5300	1,000	1,100	(100)	8,116	1,100	(7,016)	(100.00%)	148		(1,100)		(1,100)					
Customer Services																		
10810 10810 Salaries & Wages - all categories	5300	103,511	51,906	51,605	3,999	51,906	713	1.38%	5,307		(1,000)		(1,000)					
10810 10810 Training & Wages	5300	484,117	228,775	255,342	228,775	228,775												

City of Burlington
2023 Budget Review Summary
Conducted January/February 2023

Annual											Year to Date As at 31 December 2022											Increase / Decrease	
		2022/2023 Budget (M \$)	2022/2023 YTD Actual (M \$)	Variance (M \$)	2022/2023 YTD Budget (M \$)	2022/2023 YTD Actual (M \$)	Variance (M \$)	Var. % (YTD/BUD)	Commitments & Billing Lag Estimate	Review Meeting Commentary	Forecast Cash Impact on 2022/2023 Annual Budget (as at 31/12/22)	Resourcing/Cash Backed Response/RA Impact											
		NET									Amended Budget (as at 31/12/22)	Capital	Operational										
10188	1006	3623	Marketing & Promotion	\$310	283,042	76,420	188,222	76,420	76,420	-	0.00%	23,700		150,000									
10188	1004	3643	Events Sponsorships (Off-Rates)	\$210	905,200	553,528	402,709	496,750	552,100	(55,350)	(10.00%)	130,000		200,000									
10188	1004	3649	City Events	\$210	17,883	10,000	7,763	9,000	10,000	(1,000)	(10.00%)	12,980		5,000									
Business Unit - Community and Recreation Services																							
Community Development																							
10050	1001	3001	Salaries & Wages - all categories	\$300	33,578	30,400	58,371	56,202	58,400	1,199	2.05%			20,000									
10050	1001	3002	Salaries & Wages - all categories	\$300	51,700	47,904	13,499	29,380	47,800	(1,076)	(3.02%)			(20,000)									
10054	1009	3002	Consultancy	\$300	38,490	(2,869)	63,157	48,497	(2,861)	51,357	(176.97%)	14,300	Actuals in strategic planning	48,497									
10079	1009	3001	VEAB (Fourth Precinct Forefront)	\$300	348,117	159,860	188,257	120,513	155,860	(33,347)	(9.07%)			20,000									
Naturalistic Community Centre																							
10060	1011	3111	Building Cleaning Materials	\$300	2,565	5,162	(2,597)	-	5,162	(2,597)	(50.16%)	2,108	increase cleaning supplies	(5,000)									
10060	1011	3202	Contractors (Fire Contract Staff)	\$300	22,757	3,774	18,983	17,757	3,774	13,983	(70.52%)	3,984	Don't expect to expand this fully	10,000									
10060	1011	3302	Lease Purchase Activities	\$300	10,414	962	9,452	962	(962)	(100.00%)	3,495	Don't expect to expand this fully	5,000										
10060	1011	3402	Marketing & Promotion	\$300	8,518	2,500	6,018	2,118	(2,500)	(100.00%)	2,118	Don't expect to expand this fully	1,500										
10060	1011	3502	Advertising - General	\$300	5,181	-	5,181	-	-	0.00%	-	Don't expect to expand this fully	1,500										
10060	1011	3602	Leasing - Property Lease Payments	\$300	-	7,409	(7,409)	7,409	(7,409)	(100.00%)	-	offset by revenue #3556	(7,409)										
Geographic Leisure Centre																							
10061	1001	3001	Salaries & Wages - all categories	\$300	2,342,004	1,117,630	1,225,274	553,425	1,117,630	(1,166,205)	(50.48%)	45,000	increase in works effort by underpaid #3280 contractors - estimate working at 2x	(2,000)									
10061	1011	3110	Building Maintenance Services	\$300	4,720	58	4,662	-	58	(98)	(100.00%)	2,000											
10061	1011	3111	Building Cleaning Materials	\$300	14,580	14,508	72	-	14,508	(5,530)	(38.00%)	2,100	Downward in this area by 15%, new contractor costs increased 25% last FY	(10,000)									
10061	1011	3179	Equipment Repair & Maintenance	\$300	9,980	9,608	(372)	-	9,608	(5,006)	(52.06%)	4,018	Re repairs pool cleaners, call equip repairs, bikes service increased 15%	(5,000)									
10061	1011	3279	Health Services	\$300	95,768	51,644	44,124	-	51,644	(44,124)	(85.76%)	12,656	Increase in revenue effort/budget	(30,000)									
10061	1011	3387	Phys Shop Supplies	\$300	20,264	15,148	5,116	-	15,148	(15,148)	(100.00%)	5,475	Offset by increase in revenue	15,000									
Business Unit - Economic and Business Development																							
Economic and Business Development Administration																							
10052	1001	3001	Salaries & Wages	\$300	344,617	319,868	184,749	145,067	156,866	(10,763)	(6.83%)	20,000											
Airport Operations																							
10054	1007	3001	Salaries & Wages	\$300	474,988	377,784	277,212	224,550	277,784	26,799	11.55%	70,000		70,000									
10054	1007	3403	Operations, Contributions & Subsidies	\$300	18,219	43,722	54,516	56,328	43,722	54,516	120,496	1,585	Remains in funding pool	50,000									
10054	1007	3501	Leasehold Improvements	\$300	12,386	12,386	12,386	14,214	12,386	14,214	1,828	14.77%	26,190		26,190								
10054	1007	3502	Asset Maintenance	\$300	26,037	2,003	24,030	16,286	26,000	18,603	68.06%	2,115	(14,000)		(14,000)								
10054	1007	3524	Communication Charges	\$300	40,752	29,173	11,582	18,025	29,173	(11,152)	(48.40%)	(20,000)		(20,000)									
10054	1007	3525	Leasehold Improvements	\$300	152,400	40,490	112,910	-	40,490	(111,910)	(100.00%)	42,979		(90,000)									
10054	1007	3526	Contractors (Fire Contract Staff)	\$300	17,449	17,449	30,503	-	62,766	(67,304)	(100.00%)	16,149		(10,000)									
10054	1007	3527	Asset Inventory Services	\$300	403,772	378,413	234,909	178,413	(178,413)	(100.00%)	185,642	46,545		46,545									
10054	1007	3528	Marketing & Promotion	\$300	50,000	-	-	-	-	-	(100.00%)	50,000		50,000									
10054	1007	3545	Operations, Contributions & Subsidies	\$300	6,772	321,571	(314,799)	-	321,571	(312,513)	(100.00%)	-	(314,799)		(314,799)								
Property & Business Development																							
11040	1008	3001	Salaries & Wages	\$300	312,510	319,200	138,713	166,394	193,820	(27,096)	(13.96%)	15,000		(10,000)									
11040	1008	3202	Consultancy	\$300	86,461	12,838	73,623	12,838	(12,838)	(100.00%)	9,450		50,000										
11040	1008	3344	Operations, Contributions & Subsidies - Visitor Services	\$300	170,367	71,800	98,567	-	71,800	(71,800)	(100.00%)	71,800		15,000									
Business Unit - Regulatory Services																							
Environmental Health Services Administration																							
10070	1001	3001	Salaries & Wages	\$300	945,114	480,648	464,466	480,648	480,648	(16,708)	(1.77%)	(15,000)		(15,000)									
10070	1001	3501	Residual Maintenance Equipment	\$300	8,208	8,208	2,204	2,204	2,204	0.00%	8,208		8,208										
Animal Control																							
10018	1004	3001	Salaries & Wages	\$300	20,000	13,476	9,825	13,476	13,476	(12,878)	(64.39%)	-	High demand for dog services, dogs	(12,000)									
10048	1004	3001	Salaries & Wages - all categories	\$300	33,034	34,451	(1,418)	30,289	34,451	(17,635)	(51.64%)	-	Redeem on dog services	(70,000)									
10048	1004	3002	Salaries & Wages - all categories	\$300	120,823	68,207	52,615	61,951	68,207	(6,256)	(9.19%)												
10048	1004	3003	Leasehold Improvements	\$300	5,130	991	4,139	-	991	(991)	(100.00%)	-		2,000									
10048	1004	3004	Leasehold Improvements	\$300	1,308,451	582,552	725,899	600,899	582,552	27,347	4.63%	142,000		142,000									
10048	1004	3007	Leasehold Improvements	\$300	5,000	160	4,840	2,800	160	2,640	166.67%	-	2,500										
10048	1004	3008	Leasehold Improvements	\$300	3,417	29	3,388	606	29	3,377	100.00%	1,256		1,500									
Business Unit - Development Services																							
Planning Administration																							
11028	1004	3001	Salaries & Wages	\$310	50,780	-	50,780	1,865	-	1,865	100.00%	30,000		30,000									
Strategic Planning																							
11028	1004	3001	Salaries & Wages - Normal	\$300	990,000	493,104	496,896	493,104	493,104	(26,506)	(5.31%)	13,000	Use of casuals due to high demand, as well as back filling staff member on maternity leave	(13,000)									
11028	1004	3202	Consultancy	\$300	41,500	21,600	19,900	-	21,600	(21,600)	(100.00%)	76,700		(15,000)									
Strategic Planning																							
11123	1003	3202	Consultancy	\$300	-	6,278	(6,278)	-	6,278	(6,278)	(100.00%)	35,570	CEC allocated funds for joint project with PDS (this amount is half the funds paid from CEC and the other half budgeted for in Consulting services)	(41,851)									
11261	1003	3001	Salaries - Normal	\$300	552,141	215,000	337,141	215,000	54,800	21.86%	23,000	23,000		23,000									
10041	1004	3001	Salaries & Wages - all categories	\$300	477,487	205,125	272,362	231,067	205,125	(36,006)	(12.80%)	-		(30,000)									
Business Unit - Engineering & Technical & Facilities Services																							
Asset Management Administration																							
10027	1001	3001	Salaries & Wages - all categories	\$300	317,126	198,922	178,204	154,187	198,922	21,360	10.99%	20,000		20,000									
10027	1001	3002	Salaries & Wages - all categories	\$300	695,775	324,338	381,436	332,366	314,338	18,028	5.74%	20,000		20,000									
General Design / Modelling Works																							
11041	1002	3001	Contractors (Fire Contract Staff)	\$300	500,000	-	500,000	-	-	-	0.00%	200,000		200,000									
Various Building & Facilities (totals as at 17/2)																							
10049	1001	3001	Salaries & Wages - all categories	\$300	389,330	159,352	229,978	256,554	159,352	197,202	76.61%	100,000		100,000									
10049	1012	3001	Building Maintenance Services	\$300	540,028	579,626	(39,577)	-	579,626	(579,626)	(100.00%)	100,000		(100,000)									
10049	1013	3001	Building Cleaning Materials	\$300	79,330	79,094	236	-	79,094	(77,104)	(100.00%)	16,214		(25,000)									
10049	1014	3001	Building Cleaning Materials	\$300	80,044	486,177	654,219	486,177	166,177	166,177	100.00%	198,114		198,114									
10049	1014	3204	Security Costs	\$300	12,473	4,653	27,810	24,673	4,653	(4,653)	(100.00%)	358		15,000									
10049	1014	3205	Contract Cleaning	\$300	33,571	69,671	69,671	-	69,671	(69,671)	(100.00%)	358		200,000									
10049	1014	3206	Contract Cleaning	\$300	3,000,000	1,345,486	1,722,719	1,511,994	1,345,486	1,345,486	78.21%	797,807		200,000									
10049	1014	3207	Plant & Seed Control	\$300	79,330	15,193	35,529	-	15,193	4,190	(100.00%)	1,510		15,000									
10049	1014	3208	Plant & Seed Control	\$300	79,330	15,194	24,617	-	15,194	(15,194)	(100.00%)	29,806		29,806									
10049	1014	3209	Plant & Seed Control	\$300	11,117	(1,037)	(1,037)	-	11,117	(11,037)	(100.00%)	(11,037)		(11,037)									
10049	1014	3210	Plant & Seed Control	\$300	17,800	21,926	(4,126)	37,596	22,928	(5,390)	(20.29%)	-		(15,125)									
Business Unit - Water & Wastewater Services																							
Transport - Fleet Management																							
10025	1001	3001	Salaries & Wages - all categories	\$300	504,272	263,138	261,314	252,136	263,138	(11,000)	(4.19%)	1,855		(15,000)									
10025	1001	3002	Salaries & Wages - Equipment Maintenance Services	\$300	83,354	32,000	61,764	-	32,000	(51,764)	(100.00%)	1,855		1,855									
10025	1001	3003	Fuel, Oil & Grease	\$300	1,221,740	587,419	634,321	-	587,419	(587,419)	(100.00%)	117,484		(200,000)									
10025	1001	3004	Leasehold Improvements	\$300	385,000	151,522	233,478	-	151,522	(151,522)	(100.00%)	5,500		40,000									
10025	1001	3005	Leasehold Improvements	\$300	25,000	15,800	9,199	-	15,800	(15,800)	(100.00%)	827		5,000									
10025	1001	3006	Leasehold Improvements	\$300	117,200	53,884	63,316	-	53,884	(53,884)	(100.00%)	5,396		5,000									
10025	1001	3007	Leasehold Improvements of Two Way Routes	\$300	10,000	544	9,456	-	544	(154)	(100.00%)	514		514									
10025	1001	3008	Plant & Equipment - Purchase - Non Cap Assets	\$300	86,480	5,889	36,579	-	8,489	(77,991)	(100.00%)	-		20,000									
Waste Services																							
10010	1001	3001	Salaries & Wages	\$300	1,530,151	842,008	568,519	564,911	842,008	(97,077)	(11.87%)	173,418		(173,418)									
10010	1001	3002	Salaries & Wages	\$300	111,000	62,510	32,877	32,877	62,510	(48,633)	(78.33%)	9,504		(9,504)									
10010	1001	3003	Salaries & Wages	\$300	16,519	12,400	4,119	-	12,400	(12,400)	(100.00%)	-		(8,242)									
10010	1001	3004	Salaries & Wages	\$300	10,000	-	10,000	-	10,000	-	0.00%	5,000		5,000									
10010	1001	3005	Salaries & Wages	\$300	201,509	108,179	173,499	173,499	108,179	(93,320)	(45.87%)	503,607		(686,217)									
10010	1001	3006	Contractors (Fire Contract Staff)	\$300	1,677,489	818,233	587,273	831,125	688,215	(189,069)	(14.27%)	(405,942)		(405,942)									
10010	1001	3007	Leasehold Improvements	\$300	1,005,450	433,748	533,666	409,214	433,748	(25,532)	(5.87%)	181,843		(181,843)									
10010	1001	3008																					

Financial Activity Statement YTD December 2022

City of Russellton Statement of Financial Activity Year to Date As At 31 December 2022											
Categories by Nature & Type	Nature & Type Code	2022/2023 Actual YTD	2022/2023 Amended Budget YTD	2022/2023 Original Budget YTD	2022/2023 Amended Budget	2022/2023 Original Budget	2022/2023 YTD Bud (A) Variance	2022/2023 YTD Bud (A) Variance	Forecast Surplus / (Deficit) Variances at Year End	Net Reserve Impacts	Net Muni Impacts
		\$	\$	\$	\$	\$	\$	%	\$	%	
Revenue from Ordinary Activities											
Rates	4000	57,167,409	57,001,301	57,001,301	57,741,408	57,741,408	166,108	0.29%	(200,000)	(0.35%)	- (200,000)
Operating Grants, Subsidies and Contributions	4002	1,819,596	1,161,896	1,477,887	3,432,638	3,432,638	657,700	56.61%	87,752	7.55%	64,144 23,609
Fees & Charges	4004	14,661,043	11,528,865	11,528,865	19,894,021	19,894,021	3,132,179	27.17%	1,416,527	12.29%	1,699,491 (282,964)
Other Revenue	4010	256,880	178,632	178,632	351,906	351,906	78,248	43.80%	69,745	39.04%	82,745 (13,000)
Interest Earnings	4008	1,850,449	1,085,732	1,085,732	2,019,250	2,019,250	764,716	70.43%	960,000	88.42%	450,000 510,000
		75,755,376	70,956,425	71,272,417	83,439,223	83,439,223	4,798,951	6.76%	2,334,024	2.80%	
Expenses from Ordinary Activities											
Employee Costs	5000	(17,810,267)	(16,403,961)	(16,366,694)	(36,307,918)	(36,307,918)	(1,406,306)	(8.57%)	389,366	1.07%	(153,458) 542,824
Materials & Contracts	5002	(8,915,349)	(5,962,236)	(5,662,373)	(22,222,577)	(22,164,077)	(2,953,112)	(49.53%)	(823,544)	(3.71%)	(818,311) (5,233)
Utilities (Gas, Electricity, Water etc)	5004	(1,253,145)	(1,097,128)	(1,097,128)	(2,876,680)	(2,876,680)	(156,017)	(14.22%)	(276,650)	(9.62%)	- (276,650)
Depreciation on non current assets	5006	(12,992,085)	(13,832,717)	(13,832,717)	(27,439,900)	(27,439,900)	840,632	6.08%	Non cash, no net impact on NCP		
Insurance Expenses	5008	(869,528)	(636,226)	(636,226)	(852,369)	(852,369)	(233,802)	(36.67%)	(217,160)	(33.29%)	- (217,160)
Other Expenditure	5010	(1,347,176)	(1,473,914)	(1,106,090)	(7,677,546)	(7,677,546)	126,738	8.60%	562,559	7.33%	(10,283) 572,842
Allocations		800,114	1,052,963	1,052,963	2,132,924	2,132,924	(252,849)	24.01%	Non cash, no net impact on NCP		
		(42,387,436)	(38,353,219)	(37,648,265)	(95,044,066)	(94,985,566)	(4,034,216)	(10.52%)	(365,428)	(0.38%)	
Borrowings Cost Expense											
Interest Expenses	5020	(769,109)	(848,319)	(848,319)	(1,722,673)	(1,722,673)	79,210	9.34%	-	-	- -
		(769,109)	(848,319)	(848,319)	(1,722,673)	(1,722,673)	79,210	9.34%	-	-	
Operating Surplus / (Loss)											
		32,598,832	31,754,887	32,775,832	(13,327,516)	(13,269,016)	843,945	2.66%	1,968,596	14.84%	
Non-Operating Grants, Subsidies and Contributions	5060	3,931,966	594,396	594,396	31,932,301	31,102,583	3,337,570	561.51%	(6,587,114)	(20.63%)	- (6,587,114)
Profit on Asset Disposals		0	1,251	1,251	23,632	23,632	(1,251)	(100.00%)	Non cash add-backs,		
Loss on Asset Disposals		0	(17,919)	(17,919)	(45,550)	(45,550)	17,919	100.00%	Non cash add-backs,		
		3,931,966	577,728	577,728	31,910,383	31,080,665	3,354,237	580.59%	(6,587,114)	(20.64%)	
Net Result											
		36,530,798	32,332,615	33,353,561	18,582,867	17,811,649	4,198,182	12.98%	(4,618,518)	(24.85%)	
Adjustments for Non-cash Revenue & Expenditure											
Depreciation	12,992,085	13,832,717	13,832,717	27,439,900	27,439,900				Non cash add-backs, no net impact on NCP		
Donated Assets	0	0	0	(5,740,000)	(5,740,000)						
(Profit)/Loss on Sale of Assets	0	16,667	16,667	21,918	21,918						
Allocations & Other Adjustments	(242,550)	0	0	0	0						
Deferred Pensioner Movements (Non-current)	(42,243)	0	0	0	0						
Deposit & Bonds Movements (cash backed NC)	684,717	0	0	0	0						
Future Obligations Net Movements (NC)	2,734,753	0	0	0	0						
Capital Revenue & (Expenditure)											
Land & Buildings	(7,559,393)	(8,413,190)	(8,442,802)	(40,350,690)	(40,359,914)	853,796	10.15%				
Plant & Equipment	(776,859)	(17,273)	(17,273)	(3,711,873)	(2,451,873)	(759,586)	(4397.53%)				
Furniture & Equipment	(474,917)	(463,573)	(463,573)	(1,088,664)	(1,048,664)	(11,344)	(2.45%)				
Infrastructure	(6,138,814)	(9,793,839)	(10,460,296)	(24,281,521)	(22,600,157)	3,655,025	37.32%				
Total Capital Expenditure	99	(14,949,983)	(18,687,875)	(19,383,944)	(69,432,748)	(66,460,608)	3,737,892	20.00%	25,186,873	36.28%	17,955,467 7,231,406
Proceeds from Sale of Assets	50	0	135,352	135,352	613,452	613,452	(135,352)	(100.00%)	(461,882)	(75.29%)	- (461,882)
Proceeds from New Loans	6,500,000	0	0	6,750,000	6,750,000	6,500,000	100.00%				
Self Supporting Loans - Repayment of Principal	88,356	88,356	88,356	189,476	189,476	(0)	(0.00%)				
Total Loan Repayments - Principal	(2,147,368)	(2,205,371)	(2,205,371)	(4,517,329)	(4,517,329)	58,003	2.63%				
Repayment Capital Lease	(213,351)	(208,824)	(208,824)	(250,974)	(250,974)	(4,527)	(2.17%)				
Advances to Community Groups	0	0	0	(250,000)	(250,000)	-	(100.00%)				
Transfer to Restricted Assets	(16,208,317)	0	0	0	0	(16,208,317)	(100.00%)				
Transfer from Restricted Assets	8,740,957	0	0	12,811,794	8,740,957	100.00%					
Transfer to Reserves	(9,753,876)	(9,515,790)	(9,515,790)	(24,477,257)	(24,477,257)	(238,086)	(2.50%)	(19,269,795)	(24.99%)	(19,269,795) -	
Transfer from Reserves	3,190,034	2,125,441	2,125,441	38,235,518	35,886,464	1,064,593	50.09%	Combined net impact on reserves & restricted transfers			
Opening Funds Surplus/ (Deficit)	507,353	507,353	507,353	507,353	507,353						
Net Current Position - Surplus / (Deficit)											
		28,411,366	18,420,641	18,745,518	483,970	335,838	9,990,724	54.24%	836,679	172.88%	0 836,679
Plus Existing Amended Budget Forecast NCP									483,970		
Forecast Year End Net Current Position									1,320,649		

Capital Acquisitions & Construction Mid-year Budget Review Schedule

City of Buncleburn Capital Acquisitions & Construction Report For Period Ended 31 December 2022		A		B		C		D		E		F		G		H		I		J		K		L		M		N		O		P		Q		R		S		T		U		V		W		X		Y		Z		AA		AB		AC		AD		AE		AF		AG		AH		AI		AJ		AK		AL		AM		AN		AO		AP		AQ		AR		AS		AT		AU		AV		AW		AX		AY		AZ		BA		BB		BC		BD		BE		BF		BG		BH		BI		BJ		BK		BL		BM		BN		BO		BP		BQ		BR		BS		BT		BU		BV		BW		BX		BY		BZ		CA		CB		CC		CD		CE		CF		CG		CH		CI		CJ		CK		CL		CM		CN		CO		CP		CQ		CR		CS		CT		CU		CV		CW		CX		CY		CZ		DA		DB		DC		DD		DE		DF		DG		DH		DI		DJ		DK		DL		DM		DN		DO		DP		DQ		DR		DS		DT		DU		DV		DW		DX		DY		DZ		EA		EB		EC		ED		EE		EF		EG		EH		EI		EJ		EK		EL		EM		EN		EO		EP		EQ		ER		ES		ET		EU		EV		EW		EX		EY		EZ		FA		FB		FC		FD		FE		FG		FH		FI		FJ		FK		FL		FM		FN		FO		FP		FQ		FR		FS		FT		FU		FV		FW		FX		FY		FZ		GA		GB		GC		GD		GE		GF		GG		GH		GI		GJ		GK		GL		GM		GN		GO		GP		GQ		GR		GS		GT		GU		GV		GW		GX		GY		GZ		HA		HB		HC		HD		HE		HF		HG		HH		HI		HJ		HK		HL		HM		HN		HO		HP		HQ		HR		HS		HT		HU		HV		HW		HX		HY		HZ		IA		IB		IC		ID		IE		IF		IG		IH		II		IJ		IK		IL		IM		IN		IO		IP		IQ		IR		IS		IT		IU		IV		IW		IX		IY		IZ		JA		JB		JC		JD		JE		JF		JG		JH		JI		JJ		JK		JL		JM		JN		JO		JP		JQ		JR		JS		JT		JU		JV		JW		JX		JY		JZ		KA		KB		KC		KD		KE		KF		KG		KH		KI		KJ		KL		KM		KN		KO		KP		KQ		KR		KS		KT		KU		KV		KW		KX		KY		KZ		LA		LB		LC		LD		LE		LF		LG		LH		LI		LJ		LK		LM		LN		LO		LP		LQ		LR		LS		LT		LU		LV		LW		LX		LY		LZ		MA		MB		MC		MD		ME		MF		MG		MH		MI		MJ		MK		ML		MM		MN		MO		MP		MQ		MR		MS		MT		MU		MV		MW		MX		MY		MZ		NA		NB		NC		ND		NE		NF		NG		NH		NI		NJ		NK		NL		NM		NN		NO		NP		NQ		NR		NS		NT		NU		NV		NW		NX		NY		NZ		OA		OB		OC		OD		OE		OF		OG		OH		OI		OJ		OK		OL		OM		ON		OO		OP		OQ		OR		OS		OT		OU		OV		OW		OX		OY		OZ		PA		PB		PC		PD		PE		PF		PG		PH		PI		PJ		PK		PL		PM		PN		PO		PP		PQ		PR		PS		PT		PU		PV		PW		PX		PY		PZ		QA		QB		QC		QD		QE		QF		QG		QH		QI		QJ		QK		QL		QM		QN		QO		QP		QQ		QR		QS		QT		QU		QV		QW		QX		QY		QZ		RA		RB		RC		RD		RE		RF		RG		RH		RI		RJ		RK		RL		RM		RN		RO		RP		RQ		RR		RS		RT		RU		RV		RW		RX		RY		RZ		SA		SB		SC		SD		SE		SF		SG		SH		SI		SJ		SK		SL		SM		SN		SO		SP		SQ		SR		SS		ST		SU		SV		SW		SX		SY		SZ		TA		TB		TC		TD		TE		TF		TG		TH		TI		TJ		TK		TL		TM		TN		TO		TP		TQ		TR		TS		TT		TU		TV		TW		TX		TY		TZ		UA		UB		UC		UD		UE		UF		UG		UH		UI		UJ		UK		UL		UM		UN		UO		UP		UQ		UR		US		UT		UU		UV		UW		UX		UY		UZ		VA		VB		VC		VD		VE		VF		VG		VH		VI		VJ		VK		VL		VM		VN		VO		VP		VQ		VR		VS		VT		VU		VV		VW		VX		VY		VZ		WA		WB		WC		WD		WE		WF		WG		WH		WI		WJ		WK		WL		WM		WN		WO		WP		WQ		WR		WS		WT		WU		WV		WW		WX		WY		WZ		XA		XB		XC		XD		XE		XF		XG		XH		XI		XJ		XK		XL		XM		XN		XO		XP		XQ		XR		XS		XT		XU		XV		XW		XX		XY		XZ		YA		YB		YC		YD		YE		YF		YG		YH		YI		YJ		YK		YL		YM		YN		YO		YP		YQ		YR		YS		YT		YU		YV		YW		YX		YY		YZ		ZA		ZB		ZC		ZD		ZE		ZF		ZG		ZH		ZI		ZJ		ZK		ZL		ZM		ZN		ZO		ZP		ZQ		ZR		ZS		ZT		ZU		ZV		ZW		ZX		ZY		ZZ	
Project	Project Description	Actual YTD	Amended Budget YTD	Original Budget YTD	Comments as at Dec	Variance YTD -B- (A-B)	Amended Budget	Budget Original	Actual Grants/ Other	Actual Reserves	Budget Grants/Other	Budget Reserves	Variance to Full YTD-B+C	Forecast (Over / Under Spend)	Revised Impact (Positive / Negative)	Non-Cap Grant/Other Impact (Positive / Negative)	Must Impact	Potential Re-list for 23/24 Budget	Spent	Funding																																																																																																																																																																																																																																																																																																																																																																																																																																																																																																																																																																																																																																																																																																																																																																																																																																																																																																																																																																																																																																																																																																																																																																																																																																																																																																																																																																																																																																			
1247	Purchase Saw Road(s)	-	-	-	-	-	500,000	500,000	-	-	-	(500,000)	500,000	500,000	(500,000)	-	-	500,000	-	500,000																																																																																																																																																																																																																																																																																																																																																																																																																																																																																																																																																																																																																																																																																																																																																																																																																																																																																																																																																																																																																																																																																																																																																																																																																																																																																																																																																																																																																																			
12396	Property Services Administration(C)	-	-	-	-	-	550,000	550,000	-	-	-	(550,000)	550,000	550,000	(550,000)	-	-	550,000	-	550,000																																																																																																																																																																																																																																																																																																																																																																																																																																																																																																																																																																																																																																																																																																																																																																																																																																																																																																																																																																																																																																																																																																																																																																																																																																																																																																																																																																																																																																			
Buildings		-	-	-	-	-	-	-	-	-	-	-	-	-	-	-	-	-	-	-																																																																																																																																																																																																																																																																																																																																																																																																																																																																																																																																																																																																																																																																																																																																																																																																																																																																																																																																																																																																																																																																																																																																																																																																																																																																																																																																																																																																																																			
12404	Subsector	5,316	5,316	5,316	-	(5,316)	12,453,899	12,453,899	12,000,000	-	-	(12,453,899)	12,453,899	12,453,899	(12,453,899)	-	-	12,453,899	-	12,453,899																																																																																																																																																																																																																																																																																																																																																																																																																																																																																																																																																																																																																																																																																																																																																																																																																																																																																																																																																																																																																																																																																																																																																																																																																																																																																																																																																																																																																																			
12022	BPACG - Performing Arts Convention Centre(C)	6,176,792	6,176,792	6,176,792	26,642,371	(20,465,579)	12,453,899	12,453,899	-	-	-	(12,453,899)	12,453,899	12,453,899	(12,453,899)	-	-	12,453,899	-	12,453,899																																																																																																																																																																																																																																																																																																																																																																																																																																																																																																																																																																																																																																																																																																																																																																																																																																																																																																																																																																																																																																																																																																																																																																																																																																																																																																																																																																																																																																			
12024	BPACG - Design of Structure / Professional Fees(C)	435,174	435,174	435,174	435,174	-	96,700	96,700	-	-	-	(96,700)	96,700	96,700	(96,700)	-	-	96,700	-	96,700																																																																																																																																																																																																																																																																																																																																																																																																																																																																																																																																																																																																																																																																																																																																																																																																																																																																																																																																																																																																																																																																																																																																																																																																																																																																																																																																																																																																																																			
12719	BPACG - Contingency(C)	231,252	-	-	89,301	(141,951)	-	-	1,175,000	-	-	-	1,175,000	1,175,000	(1,175,000)	-	-	1,175,000	-	1,175,000																																																																																																																																																																																																																																																																																																																																																																																																																																																																																																																																																																																																																																																																																																																																																																																																																																																																																																																																																																																																																																																																																																																																																																																																																																																																																																																																																																																																																																			
12700	BPACG - Landscaping(C)	472	-	-	12,688	(12,216)	-	-	-	-	-	-	-	-	-	-	-	-	-	-																																																																																																																																																																																																																																																																																																																																																																																																																																																																																																																																																																																																																																																																																																																																																																																																																																																																																																																																																																																																																																																																																																																																																																																																																																																																																																																																																																																																																																			
12781	BPACG - Access Furniture & Fixings(C)	472	-	-	20,481	(20,009)	-	-	-	-	-	-	-	-	-	-	-	-	-	-																																																																																																																																																																																																																																																																																																																																																																																																																																																																																																																																																																																																																																																																																																																																																																																																																																																																																																																																																																																																																																																																																																																																																																																																																																																																																																																																																																																																																																			
12782	BPACG - Utility Cords(C)	16,318	-	-	-	(16,318)	-	-	-	-	-	-	-	-	-	-	-	-	-	-																																																																																																																																																																																																																																																																																																																																																																																																																																																																																																																																																																																																																																																																																																																																																																																																																																																																																																																																																																																																																																																																																																																																																																																																																																																																																																																																																																																																																																			
12783	BPACG - Post Fixtures & Software(C)	42,761	-	-	35,586	(7,175)	-	-	-	-	-	-	-	-	-	-	-	-	-	-																																																																																																																																																																																																																																																																																																																																																																																																																																																																																																																																																																																																																																																																																																																																																																																																																																																																																																																																																																																																																																																																																																																																																																																																																																																																																																																																																																																																																																			
12786	BPACG - Construction(C)	-	-	-	-	-	550,000	550,000	-	-	-	(550,000)	550,000	550,000	(550,000)	-	-	550,000	-	550,000																																																																																																																																																																																																																																																																																																																																																																																																																																																																																																																																																																																																																																																																																																																																																																																																																																																																																																																																																																																																																																																																																																																																																																																																																																																																																																																																																																																																																																			
12717	BPACG - Construction & Fixings(C)	92	-	-	-	(92)	250,000	250,000	-	-	-	(250,000)	250,000	250,000	(250,000)	-	-	250,000	-	250,000																																																																																																																																																																																																																																																																																																																																																																																																																																																																																																																																																																																																																																																																																																																																																																																																																																																																																																																																																																																																																																																																																																																																																																																																																																																																																																																																																																																																																																			
12318	BPACG - Construction(C)	-	-	-	-	-	1,642,703	1,642,703	-	-	-	(1,642,703)	1,642,703	1,642,703	(1,642,703)	-	-	1,642,703	-	1,642,703																																																																																																																																																																																																																																																																																																																																																																																																																																																																																																																																																																																																																																																																																																																																																																																																																																																																																																																																																																																																																																																																																																																																																																																																																																																																																																																																																																																																																																			
12319	BPACG - Construction - Forward Federal Government Grant(C)	-	-	-	-	-	2,799,000	2,799,000	-	-	-	(2,799,000)	2,799,000	2,799,000	(2,799,000)	-	-	2,799,000	-	2,799,000																																																																																																																																																																																																																																																																																																																																																																																																																																																																																																																																																																																																																																																																																																																																																																																																																																																																																																																																																																																																																																																																																																																																																																																																																																																																																																																																																																																																																																			
12700	BPACG - Construction - Forward Local Government Grant(C)	-	-	-	-	-	4,500,000	4,500,000	36,500,000	-	-	-	4,500,000	4,500,000	(4,500,000)	-	-	4,500,000	-	4,500,000																																																																																																																																																																																																																																																																																																																																																																																																																																																																																																																																																																																																																																																																																																																																																																																																																																																																																																																																																																																																																																																																																																																																																																																																																																																																																																																																																																																																																																			
12321	BPACG - Construction - Forward RA Unimproved Loans(C)	-	-	-	-	-	7,187,000	7,187,000	-	-	-	(7,187,000)	7,187,000	7,187,000	(7,187,000)	-	-	7,187,000	-	7,187,000																																																																																																																																																																																																																																																																																																																																																																																																																																																																																																																																																																																																																																																																																																																																																																																																																																																																																																																																																																																																																																																																																																																																																																																																																																																																																																																																																																																																																																			
12922	BPACG - Construction - Forward RA Unimproved Loans(C)	-	-	-	-	-	2,000,000	2,000,000	-	-	-	(2,000,000)	2,000,000	2,000,000	(2,000,000)	-	-	2,000,000	-	2,000,000																																																																																																																																																																																																																																																																																																																																																																																																																																																																																																																																																																																																																																																																																																																																																																																																																																																																																																																																																																																																																																																																																																																																																																																																																																																																																																																																																																																																																																			
12701	BPACG - Design of Structure / Professional Fees - Forward Local Government Grant(C)	-	-	-	-	-	470,000	470,000	-	-	-	(470,000)	470,000	470,000	(470,000)	-	-	470,000	-	470,000																																																																																																																																																																																																																																																																																																																																																																																																																																																																																																																																																																																																																																																																																																																																																																																																																																																																																																																																																																																																																																																																																																																																																																																																																																																																																																																																																																																																																																			
12324	BPACG - Utility Cords - Forward RA Unimproved Loans(C)	-	-	-	-	-	143,000	143,000	-	-	-	(143,000)	143,000	143,000	(143,000)	-	-	143,000	-	143,000																																																																																																																																																																																																																																																																																																																																																																																																																																																																																																																																																																																																																																																																																																																																																																																																																																																																																																																																																																																																																																																																																																																																																																																																																																																																																																																																																																																																																																			
12325	BPACG - Construction - Forward RA Unimproved Loans(C)	-	-	-	-	-	2,925,000	2,925,000	-	-	-	(2,925,000)	2,925,000	2,925,000	(2,925,000)	-	-	2,925,000	-	2,925,000																																																																																																																																																																																																																																																																																																																																																																																																																																																																																																																																																																																																																																																																																																																																																																																																																																																																																																																																																																																																																																																																																																																																																																																																																																																																																																																																																																																																																																			
12326	BPACG - Construction - Forward RA Unimproved Loans(C)	-	-	-	-	-	250,000	250,000	-	-	-	(250,000)	250,000	250,000	(250,000)	-	-	250,000	-	250,000																																																																																																																																																																																																																																																																																																																																																																																																																																																																																																																																																																																																																																																																																																																																																																																																																																																																																																																																																																																																																																																																																																																																																																																																																																																																																																																																																																																																																																			
12327	BPACG - Construction - Forward RA Unimproved Loans(C)	-	-	-	-	-	130,000	130,000	-	-	-	(130,000)	130,000	130,000	(130,000)	-	-	130,000	-	130,000																																																																																																																																																																																																																																																																																																																																																																																																																																																																																																																																																																																																																																																																																																																																																																																																																																																																																																																																																																																																																																																																																																																																																																																																																																																																																																																																																																																																																																			
12328	BPACG - Construction - Forward RA Unimproved Loans(C)	-	-	-	-	-	75,000	75,000	-	-	-	(75,000)	75,000	75,000	(75,000)	-	-	75,000	-	75,000																																																																																																																																																																																																																																																																																																																																																																																																																																																																																																																																																																																																																																																																																																																																																																																																																																																																																																																																																																																																																																																																																																																																																																																																																																																																																																																																																																																																																																			
12329	BPACG - Landscaping - Forward RA Unimproved Loans(C)	-	-	-	-	-	500,000	500,000	-	-	-	(500,000)	500,000	500,000	(500,000)	-	-	500,000	-	500,000																																																																																																																																																																																																																																																																																																																																																																																																																																																																																																																																																																																																																																																																																																																																																																																																																																																																																																																																																																																																																																																																																																																																																																																																																																																																																																																																																																																																																																			
Assets		6,776,168	5,776,302	5,776,302	27,242,372	(20,466,064)	86,172,802	86,172,802	(8,161,750)	-	-	(8,161,750)	8,161,750	8,161,750	(8,161,750)	-	-	8,161,750	-	8,161,750																																																																																																																																																																																																																																																																																																																																																																																																																																																																																																																																																																																																																																																																																																																																																																																																																																																																																																																																																																																																																																																																																																																																																																																																																																																																																																																																																																																																																																			
12405	RMRA Highway(C)	-	801,790	801,790	-	(801,790)	303,700	303,700	-	-	-	(303,700)	303,700	303,700	(303,700)	-	-	303,700	-	303,700																																																																																																																																																																																																																																																																																																																																																																																																																																																																																																																																																																																																																																																																																																																																																																																																																																																																																																																																																																																																																																																																																																																																																																																																																																																																																																																																																																																																																																			
12406	Asset Construction, Existing Tunnel Upgrade(C)	260,130	-	-	8,893,480	(8,633,350)	289,000	289,000	-	-	-	(289,000)	289,000	289,000	(289,000)	-	-	289,000	-	289,000																																																																																																																																																																																																																																																																																																																																																																																																																																																																																																																																																																																																																																																																																																																																																																																																																																																																																																																																																																																																																																																																																																																																																																																																																																																																																																																																																																																																																																			
12407	Asset Construction, Existing Tunnel Upgrade(C)	260,130	801,790	801,790	8,893,480	(8,633,350)	390,700	390,700	-	-	-	(390,700)	390,700	390,700	(390,700)	-	-	390,700	-	390,700																																																																																																																																																																																																																																																																																																																																																																																																																																																																																																																																																																																																																																																																																																																																																																																																																																																																																																																																																																																																																																																																																																																																																																																																																																																																																																																																																																																																																																			
Asset Assets		7,036,298	5,776,302	5,776,302	27,242,372	(20,466,064)	86,172,802	86,172,802	(8,161,750)	-	-	(8,161,750)	8,161,750	8,161,750	(8,161,750)	-	-	8,161,750	-	8,161,750																																																																																																																																																																																																																																																																																																																																																																																																																																																																																																																																																																																																																																																																																																																																																																																																																																																																																																																																																																																																																																																																																																																																																																																																																																																																																																																																																																																																																																			
12231	Asset Housing Capital Improvements - Harris Road(C)	7,036,298	-	-	-	(7,036,298)	12,408	12,408	-	-	-	(12,408)</																																																																																																																																																																																																																																																																																																																																																																																																																																																																																																																																																																																																																																																																																																																																																																																																																																																																																																																																																																																																																																																																																																																																																																																																																																																																																																																																																																																																																																											

City of Boulder Capital Acquisitions & Construction Report For Period Ended 31 December 2022		A		B		C		D		E		F		G		H		I		J		K		L		M		N		O		P		Q		R		S		T		U		V		W		X		Y		Z		AA		AB		AC		AD		AE		AF		AG		AH		AI		AJ		AK		AL		AM		AN		AO		AP		AQ		AR		AS		AT		AU		AV		AW		AX		AY		AZ		BA		BB		BC		BD		BE		BF		BG		BH		BI		BJ		BK		BL		BM		BN		BO		BP		BQ		BR		BS		BT		BU		BV		BW		BX		BY		BZ		CA		CB		CC		CD		CE		CF		CG		CH		CI		CJ		CK		CL		CM		CN		CO		CP		CQ		CR		CS		CT		CU		CV		CW		CX		CY		CZ		DA		DB		DC		DD		DE		DF		DG		DH		DI		DJ		DK		DL		DM		DN		DO		DP		DQ		DR		DS		DT		DU		DV		DW		DX		DY		DZ		EA		EB		EC		ED		EE		EF		EG		EH		EI		EJ		EK		EL		EM		EN		EO		EP		EQ		ER		ES		ET		EU		EV		EW		EX		EY		EZ		FA		FB		FC		FD		FE		FF		FG		FH		FI		FJ		FK		FL		FM		FN		FO		FP		FQ		FR		FS		FT		FU		FV		FW		FX		FY		FZ		GA		GB		GC		GD		GE		GF		GG		GH		GI		GJ		GK		GL		GM		GN		GO		GP		GQ		GR		GS		GT		GU		GV		GW		GX		GY		GZ		HA		HB		HC		HD		HE		HF		HG		HH		HI		HJ		HK		HL		HM		HN		HO		HP		HQ		HR		HS		HT		HU		HV		HW		HX		HY		HZ		IA		IB		IC		ID		IE		IF		IG		IH		II		IJ		IK		IL		IM		IN		IO		IP		IQ		IR		IS		IT		IU		IV		IW		IX		IY		IZ		JA		JB		JC		JD		JE		JF		JG		JH		JI		JJ		JK		JL		JM		JN		JO		JP		JQ		JR		JS		JT		JU		JV		JW		JX		JY		JZ		KA		KB		KC		KD		KE		KF		KG		KH		KI		KJ		KL		KM		KN		KO		KP		KQ		KR		KS		KT		KU		KV		KW		KX		KY		KZ		LA		LB		LC		LD		LE		LF		LG		LH		LI		LJ		LK		LM		LN		LO		LP		LQ		LR		LS		LT		LU		LV		LW		LX		LY		LZ		MA		MB		MC		MD		ME		MF		MG		MH		MI		MJ		MK		ML		MM		MN		MO		MP		MQ		MR		MS		MT		MU		MV		MW		MX		MY		MZ		NA		NB		NC		ND		NE		NF		NG		NH		NI		NJ		NK		NL		NM		NN		NO		NP		NQ		NR		NS		NT		NU		NV		NW		NX		NY		NZ		OA		OB		OC		OD		OE		OF		OG		OH		OI		OJ		OK		OL		OM		ON		OO		OP		OQ		OR		OS		OT		OU		OV		OW		OX		OY		OZ		PA		PB		PC		PD		PE		PF		PG		PH		PI		PJ		PK		PL		PM		PN		PO		PP		PQ		PR		PS		PT		PU		PV		PW		PX		PY		PZ		QA		QB		QC		QD		QE		QF		QG		QH		QI		QJ		QK		QL		QM		QN		QO		QP		QQ		QR		QS		QT		QU		QV		QW		QX		QY		QZ		RA		RB		RC		RD		RE		RF		RG		RH		RI		RJ		RK		RL		RM		RN		RO		RP		RQ		RR		RS		RT		RU		RV		RW		RX		RY		RZ		SA		SB		SC		SD		SE		SF		SG		SH		SI		SJ		SK		SL		SM		SN		SO		SP		SQ		SR		SS		ST		SU		SV		SW		SX		SY		SZ		TA		TB		TC		TD		TE		TF		TG		TH		TI		TJ		TK		TL		TM		TN		TO		TP		TQ		TR		TS		TT		TU		TV		TW		TX		TY		TZ		UA		UB		UC		UD		UE		UF		UG		UH		UI		UJ		UK		UL		UM		UN		UO		UP		UQ		UR		US		UT		UU		UV		UW		UX		UY		UZ		VA		VB		VC		VD		VE		VF		VG		VH		VI		VJ		VK		VL		VM		VN		VO		VP		VQ		VR		VS		VT		VU		VV		VW		VX		VY		VZ		WA		WB		WC		WD		WE		WF		WG		WH		WI		WJ		WK		WL		WM		WN		WO		WP		WQ		WR		WS		WT		WU		WV		WW		WX		WY		WZ		XA		XB		XC		XD		XE		XF		XG		XH		XI		XJ		XK		XL		XM		XN		XO		XP		XQ		XR		XS		XT		XU		XV		XW		XX		XY		XZ		YA		YB		YC		YD		YE		YF		YG		YH		YI		YJ		YK		YL		YM		YN		YO		YP		YQ		YR		YS		YT		YU		YV		YW		YX		YZ		ZA		ZB		ZC		ZD		ZE		ZF		ZG		ZH		ZI		ZJ		ZK		ZL		ZM		ZN		ZO		ZP		ZQ		ZR		ZS		ZT		ZU		ZV		ZW		ZX		ZY		ZZ	
Project	Project Description	Actual YTD	Amended Budget YTD	Original Budget YTD	Commitments as of Dec	Variance YTD -B- (A-C)	Amended Budget	Budget Original	Actual Grants/ Other	Actual Reserves	Budget Grants/ Other	Budget Reserves	Variance to Full Year Budget -D-Budget	Projected (D) / Underspend	Reserve Impact (Positive / Negative)	Non-Cap Grant/ Other Impact (Positive / Negative)	Muni Impact	Potential Roll-back for 2024 Budget	Spent	Funding	Y / N	Required to Reopen / Increase /	Asset Sales	Proposed Budget Amendment Figures	Funding Decrease / Increase \$																																																																																																																																																																																																																																																																																																																																																																																																																																																																																																																																																																																																																																																																																																																																																																																																																																																																																																																																																																																																																																																																																																																																																																																																																																																																																																																																																																																																																														
12001	Engineering and Works Services - Replacement Toyota Hilux(C)	-	-	-	-	-	42,000	42,000	-	-	-	(22,000)	42,000	42,000	(22,000)	-	-	42,000	121,000	Y	20,000	(42,000)	42,000	-																																																																																																																																																																																																																																																																																																																																																																																																																																																																																																																																																																																																																																																																																																																																																																																																																																																																																																																																																																																																																																																																																																																																																																																																																																																																																																																																																																																																																															
12003	Engineering and Works Services - Replacement Toyota Hilux(C)	-	-	-	-	-	42,000	42,000	-	-	-	(22,000)	42,000	42,000	(22,000)	-	-	42,000	121,000	Y	20,000	(42,000)	42,000	-																																																																																																																																																																																																																																																																																																																																																																																																																																																																																																																																																																																																																																																																																																																																																																																																																																																																																																																																																																																																																																																																																																																																																																																																																																																																																																																																																																																																																															
12002	Financial and Corporate Services - Replacement Manager Camry(C)	-	-	-	-	-	40,000	40,000	-	-	-	(18,000)	40,000	40,000	(18,000)	-	-	40,000	119,000	Y	0	-	40,000	-																																																																																																																																																																																																																																																																																																																																																																																																																																																																																																																																																																																																																																																																																																																																																																																																																																																																																																																																																																																																																																																																																																																																																																																																																																																																																																																																																																																																																															
12005	Finance and Corporate Services - Replacement of Camry(C)	-	-	-	-	-	35,000	35,000	-	-	-	(18,000)	35,000	35,000	(18,000)	-	-	35,000	104,000	Y	0	-	35,000	-																																																																																																																																																																																																																																																																																																																																																																																																																																																																																																																																																																																																																																																																																																																																																																																																																																																																																																																																																																																																																																																																																																																																																																																																																																																																																																																																																																																																																															
12004	Plant Purchases (P11) - Minor Plant Capital(C)	-	-	-	-	-	20,000	20,000	-	-	-	(19,000)	20,000	20,000	(19,000)	-	-	20,000	59,000	Y	0	-	20,000	-																																																																																																																																																																																																																																																																																																																																																																																																																																																																																																																																																																																																																																																																																																																																																																																																																																																																																																																																																																																																																																																																																																																																																																																																																																																																																																																																																																																																																															
12006	Plant Purchases (P12) - Minor Plant Capital(C)	-	-	-	-	-	40,000	40,000	-	-	-	(39,000)	40,000	40,000	(39,000)	-	-	40,000	119,000	Y	0	-	40,000	-																																																																																																																																																																																																																																																																																																																																																																																																																																																																																																																																																																																																																																																																																																																																																																																																																																																																																																																																																																																																																																																																																																																																																																																																																																																																																																																																																																																																																															
12007	Plant Purchases (P13) - Minor Plant Capital(C)	-	-	-	-	-	15,000	15,000	-	-	-	(14,500)	15,000	15,000	(14,500)	-	-	15,000	44,500	Y	0	-	15,000	-																																																																																																																																																																																																																																																																																																																																																																																																																																																																																																																																																																																																																																																																																																																																																																																																																																																																																																																																																																																																																																																																																																																																																																																																																																																																																																																																																																																																																															
12008	Transport - Work Shop - Minor(C)	-	-	-	-	-	10,000	10,000	-	-	-	(9,500)	10,000	10,000	(9,500)	-	-	10,000	29,500	Y	0	-	10,000	-																																																																																																																																																																																																																																																																																																																																																																																																																																																																																																																																																																																																																																																																																																																																																																																																																																																																																																																																																																																																																																																																																																																																																																																																																																																																																																																																																																																																																															
12009	Busoline Intty - Replacement Min V620N Chassis(C)	-	-	-	-	-	2,000	2,000	-	-	-	(1,992)	2,000	2,000	(1,992)	-	-	2,000	5,998	Y	0	-	2,000	-																																																																																																																																																																																																																																																																																																																																																																																																																																																																																																																																																																																																																																																																																																																																																																																																																																																																																																																																																																																																																																																																																																																																																																																																																																																																																																																																																																																																																															
12010	Busoline Intty - Replacement Min V620N Chassis(C)	-	-	-	-	-	2,000	2,000	-	-	-	(1,992)	2,000	2,000	(1,992)	-	-	2,000	5,998	Y	0	-	2,000	-																																																																																																																																																																																																																																																																																																																																																																																																																																																																																																																																																																																																																																																																																																																																																																																																																																																																																																																																																																																																																																																																																																																																																																																																																																																																																																																																																																																																																															
12011	Busoline Intty - Replacement Min V620N Chassis(C)	-	-	-	-	-	2,000	2,000	-	-	-	(1,992)	2,000	2,000	(1,992)	-	-	2,000	5,998	Y	0	-	2,000	-																																																																																																																																																																																																																																																																																																																																																																																																																																																																																																																																																																																																																																																																																																																																																																																																																																																																																																																																																																																																																																																																																																																																																																																																																																																																																																																																																																																																																															
12012	Waste Management - Replacement of Volvo FE202 Flat Bed(C)	-	-	-	-	-	440,000	440,000	-	-	-	(140,000)	440,000	440,000	(140,000)	-	-	440,000	1,180,000	Y	0	-	440,000	-																																																																																																																																																																																																																																																																																																																																																																																																																																																																																																																																																																																																																																																																																																																																																																																																																																																																																																																																																																																																																																																																																																																																																																																																																																																																																																																																																																																																																															
12013	Waste Management - Replacement of Volvo FE202 Flat Bed(C)	-	-	-	-	-	440,000	440,000	-	-	-	(140,000)	440,000	440,000	(140,000)	-	-	440,000	1,180,000	Y	0	-	440,000	-																																																																																																																																																																																																																																																																																																																																																																																																																																																																																																																																																																																																																																																																																																																																																																																																																																																																																																																																																																																																																																																																																																																																																																																																																																																																																																																																																																																																																															
12014	Waste Management - Replacement of Volvo FE202 Flat Bed(C)	-	-	-	-	-	440,000	440,000	-	-	-	(140,000)	440,000	440,000	(140,000)	-	-	440,000	1,180,000	Y	0	-	440,000	-																																																																																																																																																																																																																																																																																																																																																																																																																																																																																																																																																																																																																																																																																																																																																																																																																																																																																																																																																																																																																																																																																																																																																																																																																																																																																																																																																																																																																															
12015	Waste Management - Replacement of Volvo FE202 Flat Bed(C)	-	-	-	-	-	440,000	440,000	-	-	-	(140,000)	440,000	440,000	(140,000)	-	-	440,000	1,180,000	Y	0	-	440,000	-																																																																																																																																																																																																																																																																																																																																																																																																																																																																																																																																																																																																																																																																																																																																																																																																																																																																																																																																																																																																																																																																																																																																																																																																																																																																																																																																																																																																																															
12016	Waste Management - Replacement of Volvo FE202 Flat Bed(C)	-	-	-	-	-	440,000	440,000	-	-	-	(140,000)	440,000	440,000	(140,000)	-	-	440,000	1,180,000	Y	0	-	440,000	-																																																																																																																																																																																																																																																																																																																																																																																																																																																																																																																																																																																																																																																																																																																																																																																																																																																																																																																																																																																																																																																																																																																																																																																																																																																																																																																																																																																																																															
12017	Waste Management - Replacement of Volvo FE202 Flat Bed(C)	-	-	-	-	-	440,000	440,000	-	-	-	(140,000)	440,000	440,000	(140,000)	-	-	440,000	1,180,000	Y	0	-	440,000	-																																																																																																																																																																																																																																																																																																																																																																																																																																																																																																																																																																																																																																																																																																																																																																																																																																																																																																																																																																																																																																																																																																																																																																																																																																																																																																																																																																																																																															
12018	Waste Management - Replacement of Volvo FE202 Flat Bed(C)	-	-	-	-	-	440,000	440,000	-	-	-	(140,000)	440,000	440,000	(140,000)	-	-	440,000	1,180,000	Y	0	-	440,000	-																																																																																																																																																																																																																																																																																																																																																																																																																																																																																																																																																																																																																																																																																																																																																																																																																																																																																																																																																																																																																																																																																																																																																																																																																																																																																																																																																																																																																															
12019	Waste Management - Replacement of Volvo FE202 Flat Bed(C)	-	-	-	-	-	440,000	440,000	-	-	-	(140,000)	440,000	440,000	(140,000)	-	-	440,000	1,180,000	Y	0	-	440,000	-																																																																																																																																																																																																																																																																																																																																																																																																																																																																																																																																																																																																																																																																																																																																																																																																																																																																																																																																																																																																																																																																																																																																																																																																																																																																																																																																																																																																																															
12020	Waste Management - Replacement of Volvo FE202 Flat Bed(C)	-	-	-	-	-	440,000	440,000	-	-	-	(140,000)	440,000	440,000	(140,000)	-	-	440,000	1,180,000	Y	0	-	440,000	-																																																																																																																																																																																																																																																																																																																																																																																																																																																																																																																																																																																																																																																																																																																																																																																																																																																																																																																																																																																																																																																																																																																																																																																																																																																																																																																																																																																																																															
12021	Waste Management - Replacement of Volvo FE202 Flat Bed(C)	-	-	-	-	-	440,000	440,000	-	-	-	(140,000)	440,000	440,000	(140,000)	-	-	440,000	1,180,000	Y	0	-	440,000	-																																																																																																																																																																																																																																																																																																																																																																																																																																																																																																																																																																																																																																																																																																																																																																																																																																																																																																																																																																																																																																																																																																																																																																																																																																																																																																																																																																																																																															
12022	Waste Management - Replacement of Volvo FE202 Flat Bed(C)	-	-	-	-	-	440,000	440,000	-	-	-	(140,000)	440,000	440,000	(140,000)	-	-	440,000	1,180,000	Y	0	-	440,000	-																																																																																																																																																																																																																																																																																																																																																																																																																																																																																																																																																																																																																																																																																																																																																																																																																																																																																																																																																																																																																																																																																																																																																																																																																																																																																																																																																																																																																															
12023	Waste Management - Replacement of Volvo FE202 Flat Bed(C)	-	-	-	-	-	440,000	440,000	-	-	-	(140,000)	440,000	440,000	(140,000)	-	-	440,000	1,180,000	Y	0	-	440,000	-																																																																																																																																																																																																																																																																																																																																																																																																																																																																																																																																																																																																																																																																																																																																																																																																																																																																																																																																																																																																																																																																																																																																																																																																																																																																																																																																																																																																																															
12024	Waste Management - Replacement of Volvo FE202 Flat Bed(C)	-	-	-	-	-	440,000	440,000	-	-	-	(140,000)	440,000	440,000	(140,000)	-	-	440,000	1,180,000	Y	0	-	440,000	-																																																																																																																																																																																																																																																																																																																																																																																																																																																																																																																																																																																																																																																																																																																																																																																																																																																																																																																																																																																																																																																																																																																																																																																																																																																																																																																																																																																																																															
12025	Waste Management - Replacement of Volvo FE202 Flat Bed(C)	-	-	-	-	-	440,000	440,000	-	-	-	(140,000)	440,000	440,000	(140,000)	-	-	440,000	1,180,000	Y	0	-	440,000	-																																																																																																																																																																																																																																																																																																																																																																																																																																																																																																																																																																																																																																																																																																																																																																																																																																																																																																																																																																																																																																																																																																																																																																																																																																																																																																																																																																																																																															
12026	Waste Management - Replacement of Volvo FE202 Flat Bed(C)	-	-	-	-	-	440,000	440,000	-	-	-	(140,000)	440,000	440,000	(140,000)	-	-	440,000	1,180,000	Y	0	-	440,000	-																																																																																																																																																																																																																																																																																																																																																																																																																																																																																																																																																																																																																																																																																																																																																																																																																																																																																																																																																																																																																																																																																																																																																																																																																																																																																																																																																																																																																															
12027	Waste Management - Replacement of Volvo FE202 Flat Bed(C)	-	-	-	-	-	440,000	440,000	-	-	-	(140,000)	440,000	440,000	(140,000)	-	-	440,000	1,180,000	Y	0	-	440,000	-																																																																																																																																																																																																																																																																																																																																																																																																																																																																																																																																																																																																																																																																																																																																																																																																																																																																																																																																																																																																																																																																																																																																																																																																																																																																																																																																																																																																																															
12028	Waste Management - Replacement of Volvo FE2																																																																																																																																																																																																																																																																																																																																																																																																																																																																																																																																																																																																																																																																																																																																																																																																																																																																																																																																																																																																																																																																																																																																																																																																																																																																																																																																																																																																																																																						

Capital Acquisitions & Construction Mid-year Budget Review Schedule

City of Bunelton Capital Acquisition & Construction Report For Period Ended 31 December 2022		A		B		C		D		E		F		G		H		I		J		K		L		M		N		O		P		Q		R		S		T		U		V		W		X		Y		Z		AA		AB		AC		AD		AE		AF		AG		AH		AI		AJ		AK		AL		AM		AN		AO		AP		AQ		AR		AS		AT		AU		AV		AW		AX		AY		AZ		BA		BB		BC		BD		BE		BF		BG		BH		BI		BJ		BK		BL		BM		BN		BO		BP		BQ		BR		BS		BT		BU		BV		BW		BX		BY		BZ		CA		CB		CC		CD		CE		CF		CG		CH		CI		CJ		CK		CL		CM		CN		CO		CP		CQ		CR		CS		CT		CU		CV		CW		CX		CY		CZ		DA		DB		DC		DD		DE		DF		DG		DH		DI		DJ		DK		DL		DM		DN		DO		DP		DQ		DR		DS		DT		DU		DV		DW		DX		DY		DZ		EA		EB		EC		ED		EE		EF		EG		EH		EI		EJ		EK		EL		EM		EN		EO		EP		EQ		ER		ES		ET		EU		EV		EW		EX		EY		EZ		FA		FB		FC		FD		FE		FF		FG		FH		FI		FJ		FK		FL		FM		FN		FO		FP		FQ		FR		FS		FT		FU		FV		FW		FX		FY		FZ		GA		GB		GC		GD		GE		GF		GG		GH		GI		GJ		GK		GL		GM		GN		GO		GP		GQ		GR		GS		GT		GU		GV		GW		GX		GY		GZ		HA		HB		HC		HD		HE		HF		HG		HH		HI		HJ		HK		HL		HM		HN		HO		HP		HQ		HR		HS		HT		HU		HV		HW		HX		HY		HZ		IA		IB		IC		ID		IE		IF		IG		IH		II		IJ		IK		IL		IM		IN		IO		IP		IQ		IR		IS		IT		IU		IV		IW		IX		IY		IZ		JA		JB		JC		JD		JE		JF		JG		JH		JI		JJ		JK		JL		JM		JN		JO		JP		JQ		JR		JS		JT		JU		JV		JW		JX		JY		JZ		KA		KB		KC		KD		KE		KF		KG		KH		KI		KJ		KL		KM		KN		KO		KP		KQ		KR		KS		KT		KU		KV		KW		KX		KY		KZ		LA		LB		LC		LD		LE		LF		LG		LH		LI		LJ		LK		LM		LN		LO		LP		LQ		LR		LS		LT		LU		LV		LW		LX		LY		LZ		MA		MB		MC		MD		ME		MF		MG		MH		MI		MJ		MK		ML		MM		MN		MO		MP		MQ		MR		MS		MT		MU		MV		MW		MX		MY		MZ		NA		NB		NC		ND		NE		NF		NG		NH		NI		NJ		NK		NL		NM		NN		NO		NP		NQ		NR		NS		NT		NU		NV		NW		NX		NY		NZ		OA		OB		OC		OD		OE		OF		OG		OH		OI		OJ		OK		OL		OM		ON		OO		OP		OQ		OR		OS		OT		OU		OV		OW		OX		OY		OZ		PA		PB		PC		PD		PE		PF		PG		PH		PI		PJ		PK		PL		PM		PN		PO		PP		PQ		PR		PS		PT		PU		PV		PW		PX		PY		PZ		QA		QB		QC		QD		QE		QF		QG		QH		QI		QJ		QK		QL		QM		QN		QO		QP		QQ		QR		QS		QT		QU		QV		QW		QX		QY		QZ		RA		RB		RC		RD		RE		RF		RG		RH		RI		RJ		RK		RL		RM		RN		RO		RP		RQ		RR		RS		RT		RU		RV		RW		RX		RY		RZ		SA		SB		SC		SD		SE		SF		SG		SH		SI		SJ		SK		SL		SM		SN		SO		SP		SQ		SR		SS		ST		SU		SV		SW		SX		SY		SZ		TA		TB		TC		TD		TE		TF		TG		TH		TI		TJ		TK		TL		TM		TN		TO		TP		TQ		TR		TS		TT		TU		TV		TW		TX		TY		TZ		UA		UB		UC		UD		UE		UF		UG		UH		UI		UJ		UK		UL		UM		UN		UO		UP		UQ		UR		US		UT		UU		UV		UW		UX		UY		UZ		VA		VB		VC		VD		VE		VF		VG		VH		VI		VJ		VK		VL		VM		VN		VO		VP		VQ		VR		VS		VT		VU		VV		VW		VX		VY		VZ		WA		WB		WC		WD		WE		WF		WG		WH		WI		WJ		WK		WL		WM		WN		WO		WP		WQ		WR		WS		WT		WU		WV		WW		WX		WY		WZ		XA		XB		XC		XD		XE		XF		XG		XH		XI		XJ		XK		XL		XM		XN		XO		XP		XQ		XR		XS		XT		XU		XV		XW		XX		XY		XZ		YA		YB		YC		YD		YE		YF		YG		YH		YI		YJ		YK		YL		YM		YN		YO		YP		YQ		YR		YS		YT		YU		YV		YW		YX		YY		YZ		ZA		ZB		ZC		ZD		ZE		ZF		ZG		ZH		ZI		ZJ		ZK		ZL		ZM		ZN		ZO		ZP		ZQ		ZR		ZS		ZT		ZU		ZV		ZW		ZX		ZY		ZZ	
Project	Project Description	Actual YTD	Amended Budget YTD	Original Budget YTD	Commitments as at Date	Variance YTD 10-Jan-22	Amended Budget	Budget Original	Actual Grants / Other	Actual Reserves	2022/23 Budget Grants/Other	Budget Reserves	Variance to Full Year Budget 10-Jan-22	Profit/Loss (Over) / Under Spend	Recover Impact (Positive) / Negative	Non-Cap Grant/Other Impact (Positive) / Negative	Muni Impact	Potential Re-Split for 23/24 Budget	In a BA Required to Remove / Increase / Add on	Asset Sales	Prepared Budget Amendment Figures	Spending Increase / (Decrease) \$	Funding Decrease \$																																																																																																																																																																																																																																																																																																																																																																																																																																																																																																																																																																																																																																																																																																																																																																																																																																																																																																																																																																																																																																																																																																																																																																																																																																																																																																																																																																																																																																		
12509	Geoparque Bay Road - Gifted Road to Emvire Road(S)	231	-	-	-	-	231	-	-	-	-	-	231	-	-	-	-	-	-	-	-	-	-																																																																																																																																																																																																																																																																																																																																																																																																																																																																																																																																																																																																																																																																																																																																																																																																																																																																																																																																																																																																																																																																																																																																																																																																																																																																																																																																																																																																																																		
12511	North Ending Road(S)	120	-	-	8,113	(13,413)	770,000	-	-	-	-	-	770,000	-	-	-	-	-	-	-	-	-																																																																																																																																																																																																																																																																																																																																																																																																																																																																																																																																																																																																																																																																																																																																																																																																																																																																																																																																																																																																																																																																																																																																																																																																																																																																																																																																																																																																																																			
12517	Revised High Way - Australian Road Reconstruction Intersection(S)	42	-	-	-	-	-	-	-	-	-	-	-	-	-	-	-	-	-	-	-	-																																																																																																																																																																																																																																																																																																																																																																																																																																																																																																																																																																																																																																																																																																																																																																																																																																																																																																																																																																																																																																																																																																																																																																																																																																																																																																																																																																																																																																			
12520	Jaguar Road(S)	713	-	-	-	-	713	-	-	-	-	-	713	-	-	-	-	-	-	-	-	-																																																																																																																																																																																																																																																																																																																																																																																																																																																																																																																																																																																																																																																																																																																																																																																																																																																																																																																																																																																																																																																																																																																																																																																																																																																																																																																																																																																																																																			
12543	Vasco Yellings Siding Road(S)	62	-	-	-	-	62	-	-	-	-	-	62	-	-	-	-	-	-	-	-	-																																																																																																																																																																																																																																																																																																																																																																																																																																																																																																																																																																																																																																																																																																																																																																																																																																																																																																																																																																																																																																																																																																																																																																																																																																																																																																																																																																																																																																			
12545	Marian Terrace(S)	7,408	-	-	-	-	7,408	-	-	-	-	-	7,408	-	-	-	-	-	-	-	-	-																																																																																																																																																																																																																																																																																																																																																																																																																																																																																																																																																																																																																																																																																																																																																																																																																																																																																																																																																																																																																																																																																																																																																																																																																																																																																																																																																																																																																																			
12577	Cook Street Resurf(S)	69	-	-	-	-	69	-	-	-	-	-	69	-	-	-	-	-	-	-	-	-																																																																																																																																																																																																																																																																																																																																																																																																																																																																																																																																																																																																																																																																																																																																																																																																																																																																																																																																																																																																																																																																																																																																																																																																																																																																																																																																																																																																																																			
12595	Leart Street(S)	744	-	-	-	-	744	-	-	-	-	-	744	-	-	-	-	-	-	-	-	-																																																																																																																																																																																																																																																																																																																																																																																																																																																																																																																																																																																																																																																																																																																																																																																																																																																																																																																																																																																																																																																																																																																																																																																																																																																																																																																																																																																																																																			
12523	Ludlow/Melkweg Second Coal Seal(S)	15,000	15,000	15,000	24,762	(9,762)	80,000	30,000	-	-	(30,000)	(90,000)	15,000	64,984	-	-	-	-	-	-	-	-																																																																																																																																																																																																																																																																																																																																																																																																																																																																																																																																																																																																																																																																																																																																																																																																																																																																																																																																																																																																																																																																																																																																																																																																																																																																																																																																																																																																																																			
12524	Antarctic Park Road(S)	399	591,500	591,500	27,367	563,744	1,189,000	1,189,000	(500,000)	(273,667)	(273,667)	1,189,244	28,637	-	-	-	-	-	-	-	-	-																																																																																																																																																																																																																																																																																																																																																																																																																																																																																																																																																																																																																																																																																																																																																																																																																																																																																																																																																																																																																																																																																																																																																																																																																																																																																																																																																																																																																																			
12526	Fanger Road Resurf(S)	48,188	87,300	87,300	479	(1,174)	79,000	79,000	-	-	-	-	79,000	-	-	-	-	-	-	-	-	-																																																																																																																																																																																																																																																																																																																																																																																																																																																																																																																																																																																																																																																																																																																																																																																																																																																																																																																																																																																																																																																																																																																																																																																																																																																																																																																																																																																																																																			
12530	Clendon Farm Resurf(S)	20,866	14,673	14,673	4,236	(6,443)	29,167	29,167	-	-	-	-	29,167	-	-	-	-	-	-	-	-	-																																																																																																																																																																																																																																																																																																																																																																																																																																																																																																																																																																																																																																																																																																																																																																																																																																																																																																																																																																																																																																																																																																																																																																																																																																																																																																																																																																																																																																			
12527	Conenagong Road(S)	800	140,000	140,000	9,400	128,792	280,000	280,000	-	-	(280,000)	(280,000)	280,792	-	-	-	-	-	-	-	-	-																																																																																																																																																																																																																																																																																																																																																																																																																																																																																																																																																																																																																																																																																																																																																																																																																																																																																																																																																																																																																																																																																																																																																																																																																																																																																																																																																																																																																																			
12525	Ludlow/Melkweg Road(S)	145,000	145,000	145,000	-	-	280,000	280,000	-	-	-	-	280,000	-	-	-	-	-	-	-	-	-																																																																																																																																																																																																																																																																																																																																																																																																																																																																																																																																																																																																																																																																																																																																																																																																																																																																																																																																																																																																																																																																																																																																																																																																																																																																																																																																																																																																																																			
12536	Melkweg(S)	6,091	40,000	60,000	6,343	47,566	120,000	120,000	-	-	(120,000)	(120,000)	107,344	-	-	-	-	-	-	-	-	-																																																																																																																																																																																																																																																																																																																																																																																																																																																																																																																																																																																																																																																																																																																																																																																																																																																																																																																																																																																																																																																																																																																																																																																																																																																																																																																																																																																																																																			
12537	Freemptions Design Works(S)	14,908	23,000	23,000	16,395	8,603	30,000	50,000	-	-	-	-	14,897	-	-	-	-	-	-	-	-	-																																																																																																																																																																																																																																																																																																																																																																																																																																																																																																																																																																																																																																																																																																																																																																																																																																																																																																																																																																																																																																																																																																																																																																																																																																																																																																																																																																																																																																			
12541	Quaver-Hubbart Avenue(S)	5,264	845,000	845,000	12,676	839,724	850,000	850,000	-	-	(440,000)	(440,000)	837,224	-	-	-	-	-	-	-	-	-																																																																																																																																																																																																																																																																																																																																																																																																																																																																																																																																																																																																																																																																																																																																																																																																																																																																																																																																																																																																																																																																																																																																																																																																																																																																																																																																																																																																																																			
12539	Sevua Park Road(S)	-	-	-	99,000	5,111	-	50,000	-	-	-	-	(5,111)	(5,111)	-	-	-	-	-	-	-	-																																																																																																																																																																																																																																																																																																																																																																																																																																																																																																																																																																																																																																																																																																																																																																																																																																																																																																																																																																																																																																																																																																																																																																																																																																																																																																																																																																																																																																			
12540	Stanes Road Future(S)	-	30,000	30,000	10,567	4,000	60,000	60,000	-	-	-	-	6,000	-	-	-	-	-	-	-	-	-																																																																																																																																																																																																																																																																																																																																																																																																																																																																																																																																																																																																																																																																																																																																																																																																																																																																																																																																																																																																																																																																																																																																																																																																																																																																																																																																																																																																																																			
12541	Strada Street(S)	-	30,000	30,000	10,567	4,000	60,000	60,000	-	-	-	-	6,000	-	-	-	-	-	-	-	-	-																																																																																																																																																																																																																																																																																																																																																																																																																																																																																																																																																																																																																																																																																																																																																																																																																																																																																																																																																																																																																																																																																																																																																																																																																																																																																																																																																																																																																																			
12542	Nutman Road(S)	-	27,417	27,417	53,334	(25,717)	55,235	55,235	-	-	-	-	(55,235)	-	-	-	-	-	-	-	-	-																																																																																																																																																																																																																																																																																																																																																																																																																																																																																																																																																																																																																																																																																																																																																																																																																																																																																																																																																																																																																																																																																																																																																																																																																																																																																																																																																																																																																																			
12551	Beard's Highway(S)	1,243	79,000	79,000	71,960	7,040	100,000	100,000	-	-	-	-	100,000	-	-	-	-	-	-	-	-	-																																																																																																																																																																																																																																																																																																																																																																																																																																																																																																																																																																																																																																																																																																																																																																																																																																																																																																																																																																																																																																																																																																																																																																																																																																																																																																																																																																																																																																			
12550	Jalvington Road Shoulder(S)	-	-	-	39,562	(39,562)	-	-	-	-	-	-	(39,562)	-	-	-	-	-	-	-	-	-																																																																																																																																																																																																																																																																																																																																																																																																																																																																																																																																																																																																																																																																																																																																																																																																																																																																																																																																																																																																																																																																																																																																																																																																																																																																																																																																																																																																																																			
14517	Road Access Seal - Weathered Animal car facility(C)	-	-	-	-	-	30,000	30,000	-	-	-	-	30,000	-	-	-	-	-	-	-	-	-																																																																																																																																																																																																																																																																																																																																																																																																																																																																																																																																																																																																																																																																																																																																																																																																																																																																																																																																																																																																																																																																																																																																																																																																																																																																																																																																																																																																																																			
		1,467,359	4,331,373	4,165,375	999,993	2,064,522	7,246,458	6,539,666	(633,443)	(1,638,000)	(1,742,380)	(1,362,280)	1,678,204	(1,718,477)	180,000	(144,761)	(4,113)	-	-	-	-	-																																																																																																																																																																																																																																																																																																																																																																																																																																																																																																																																																																																																																																																																																																																																																																																																																																																																																																																																																																																																																																																																																																																																																																																																																																																																																																																																																																																																																																			
Bridges Infrastructure ***																																																																																																																																																																																																																																																																																																																																																																																																																																																																																																																																																																																																																																																																																																																																																																																																																																																																																																																																																																																																																																																																																																																																																																																																																																																																																																																																																																																																																																																									
12577	Sale Road Bridge 1400A(S)	-	-	-	-	-	90,000	90,000	-	-	-	-	90,000	-	-	-	-	-	-	-	-	-																																																																																																																																																																																																																																																																																																																																																																																																																																																																																																																																																																																																																																																																																																																																																																																																																																																																																																																																																																																																																																																																																																																																																																																																																																																																																																																																																																																																																																			
12579	Ray Road - Bridge Construction - Bridge 33734(S)	-	-	-	-	-	87,000	87,000	-	-	-	-	87,000	-	-	-	-	-	-	-	-	-																																																																																																																																																																																																																																																																																																																																																																																																																																																																																																																																																																																																																																																																																																																																																																																																																																																																																																																																																																																																																																																																																																																																																																																																																																																																																																																																																																																																																																			
12545	Leyman Road Bridge 1430B(S)	-	-	-	-	-	214,000	214,000	-	-	-	-	214,000	-	-	-	-	-	-	-	-	-																																																																																																																																																																																																																																																																																																																																																																																																																																																																																																																																																																																																																																																																																																																																																																																																																																																																																																																																																																																																																																																																																																																																																																																																																																																																																																																																																																																																																																			
		-	-	-	-	-	411,000	411,000	-	-	-	-	411,000	-	-	-	-	-	-	-	-	-																																																																																																																																																																																																																																																																																																																																																																																																																																																																																																																																																																																																																																																																																																																																																																																																																																																																																																																																																																																																																																																																																																																																																																																																																																																																																																																																																																																																																																			
Car Parks Infrastructure ***																																																																																																																																																																																																																																																																																																																																																																																																																																																																																																																																																																																																																																																																																																																																																																																																																																																																																																																																																																																																																																																																																																																																																																																																																																																																																																																																																																																																																																																									
10605	Car Parking - Near of motel site 1(C)	-	-	-	-	-	21,400	21,400	(81,000)	-	-	-	21,400	-	-	-	-	-	-	-	-	-																																																																																																																																																																																																																																																																																																																																																																																																																																																																																																																																																																																																																																																																																																																																																																																																																																																																																																																																																																																																																																																																																																																																																																																																																																																																																																																																																																																																																																			
10606	Downslopes Lakes Sporting Project (Stage 3) - Carpark(S)	122,135	183,373	183,373	39,853	15,495	183,373	183,373	(117,558)	-	(183,373)	-	21,800	-	-	-	-	-	-	-	-	-																																																																																																																																																																																																																																																																																																																																																																																																																																																																																																																																																																																																																																																																																																																																																																																																																																																																																																																																																																																																																																																																																																																																																																																																																																																																																																																																																																																																																																			
10607	Downslopes Tennis Courts Carpark(S)	-	-	-	-	-	1,000	1,000	-	-	-	-	1,000	-	-	-	-	-	-	-	-	-																																																																																																																																																																																																																																																																																																																																																																																																																																																																																																																																																																																																																																																																																																																																																																																																																																																																																																																																																																																																																																																																																																																																																																																																																																																																																																																																																																																																																																			
10608	Downslopes Tennis Club Carpark(S)	1,303	-	-	-	-	1,303	1,303	-	-	-	-	1,303	-	-	-	-	-	-																																																																																																																																																																																																																																																																																																																																																																																																																																																																																																																																																																																																																																																																																																																																																																																																																																																																																																																																																																																																																																																																																																																																																																																																																																																																																																																																																																																																																																						

City of Bussellton Capital Acquisition & Construction Report For Period Ended 31 December 2022		A		B		C		D		E		F		G		H		I		J		K		L		M		N		O		P		Q		R		S		T		U		V		W		X		Y		Z		AA		AB		AC		AD		AE		AF		AG		AH		AI		AJ		AK		AL		AM		AN		AO		AP		AQ		AR		AS		AT		AU		AV		AW		AX		AY		AZ		BA		BB		BC		BD		BE		BF		BG		BH		BI		BJ		BK		BL		BM		BN		BO		BP		BQ		BR		BS		BT		BU		BV		BW		BX		BY		BZ		CA		CB		CC		CD		CE		CF		CG		CH		CI		CJ		CK		CL		CM		CN		CO		CP		CQ		CR		CS		CT		CU		CV		CW		CX		CY		CZ		DA		DB		DC		DD		DE		DF		DG		DH		DI		DJ		DK		DL		DM		DN		DO		DP		DQ		DR		DS		DT		DU		DV		DW		DX		DY		DZ		EA		EB		EC		ED		EE		EF		EG		EH		EI		EJ		EK		EL		EM		EN		EO		EP		EQ		ER		ES		ET		EU		EV		EW		EX		EY		EZ		FA		FB		FC		FD		FE		FF		FG		FH		FI		FJ		FK		FL		FM		FN		FO		FP		FQ		FR		FS		FT		FU		FV		FW		FX		FY		FZ		GA		GB		GC		GD		GE		GF		GG		GH		GI		GJ		GK		GL		GM		GN		GO		GP		GQ		GR		GS		GT		GU		GV		GW		GX		GY		GZ		HA		HB		HC		HD		HE		HF		HG		HH		HI		HJ		HK		HL		HM		HN		HO		HP		HQ		HR		HS		HT		HU		HV		HW		HX		HY		HZ		IA		IB		IC		ID		IE		IF		IG		IH		II		IJ		IK		IL		IM		IN		IO		IP		IQ		IR		IS		IT		IU		IV		IW		IX		IY		IZ		JA		JB		JC		JD		JE		JF		JG		JH		JI		JJ		JK		JL		JM		JN		JO		JP		JQ		JR		JS		JT		JU		JV		JW		JX		JY		JZ		KA		KB		KC		KD		KE		KF		KG		KH		KI		KJ		KL		KM		KN		KO		KP		KQ		KR		KS		KT		KU		KV		KW		KX		KY		KZ		LA		LB		LC		LD		LE		LF		LG		LH		LI		LJ		LK		LM		LN		LO		LP		LQ		LR		LS		LT		LU		LV		LW		LX		LY		LZ		MA		MB		MC		MD		ME		MF		MG		MH		MI		MJ		MK		ML		MM		MN		MO		MP		MQ		MR		MS		MT		MU		MV		MW		MX		MY		MZ		NA		NB		NC		ND		NE		NF		NG		NH		NI		NJ		NK		NL		NM		NN		NO		NP		NQ		NR		NS		NT		NU		NV		NW		NX		NY		NZ		OA		OB		OC		OD		OE		OF		OG		OH		OI		OJ		OK		OL		OM		ON		OO		OP		OQ		OR		OS		OT		OU		OV		OW		OX		OY		OZ		PA		PB		PC		PD		PE		PF		PG		PH		PI		PJ		PK		PL		PM		PN		PO		PP		PQ		PR		PS		PT		PU		PV		PW		PX		PY		PZ		QA		QB		QC		QD		QE		QF		QG		QH		QI		QJ		QK		QL		QM		QN		QO		QP		QQ		QR		QS		QT		QU		QV		QW		QX		QY		QZ		RA		RB		RC		RD		RE		RF		RG		RH		RI		RJ		RK		RL		RM		RN		RO		RP		RQ		RR		RS		RT		RU		RV		RW		RX		RY		RZ		SA		SB		SC		SD		SE		SF		SG		SH		SI		SJ		SK		SL		SM		SN		SO		SP		SQ		SR		SS		ST		SU		SV		SW		SX		SY		SZ		TA		TB		TC		TD		TE		TF		TG		TH		TI		TJ		TK		TL		TM		TN		TO		TP		TQ		TR		TS		TT		TU		TV		TW		TX		TY		TZ		UA		UB		UC		UD		UE		UF		UG		UH		UI		UJ		UK		UL		UM		UN		UO		UP		UQ		UR		US		UT		UU		UV		UW		UX		UY		UZ		VA		VB		VC		VD		VE		VF		VG		VH		VI		VJ		VK		VL		VM		VN		VO		VP		VQ		VR		VS		VT		VU		VV		VW		VX		VY		VZ		WA		WB		WC		WD		WE		WF		WG		WH		WI		WJ		WK		WL		WM		WN		WO		WP		WQ		WR		WS		WT		WU		WV		WW		WX		WY		WZ		XA		XB		XC		XD		XE		XF		XG		XH		XI		XJ		XK		XL		XM		XN		XO		XP		XQ		XR		XS		XT		XU		XV		XW		XX		XY		XZ		YA		YB		YC		YD		YE		YF		YG		YH		YI		YJ		YK		YL		YM		YN		YO		YP		YQ		YR		YS		YT		YU		YV		YW		YX		YZ		ZA		ZB		ZC		ZD		ZE		ZF		ZG		ZH		ZI		ZJ		ZK		ZL		ZM		ZN		ZO		ZP		ZQ		ZR		ZS		ZT		ZU		ZV		ZW		ZX		ZY		ZZ	
Project	Project Description	Actual YTD	Amended Budget YTD	Original Budget YTD	Commitments as at Dec	Variance YTD (B-)(A-C)	Amended Budget	Budget Original	Actual Grants/ Other	Actual Reserves	Budget Grants/ Other	Budget Reserves	Variance to Full Year Budget (D-A)(C)	Profit/(Over) / Under-Spend	Revenue Impact (Positive) / Negative	Non-Cap Grant/Other Impact (Positive) / Negative	Maint Impact	Potential Re-Split for 23/24 Budget	In a BA Required to Remove / Increase / Add-on	Asset Sales	Proposed Budget Amendment	Amendment																																																																																																																																																																																																																																																																																																																																																																																																																																																																																																																																																																																																																																																																																																																																																																																																																																																																																																																																																																																																																																																																																																																																																																																																																																																																																																																																																																																																																																	
		\$	\$	\$	\$	\$	\$	\$	\$	\$	\$	\$	\$	\$	\$	\$	\$	\$	\$	\$	\$	\$	\$	\$	\$	\$	\$	\$	\$	\$	\$	\$	\$	\$	\$	\$	\$	\$	\$	\$	\$	\$	\$	\$	\$	\$	\$	\$	\$	\$	\$	\$	\$	\$	\$	\$	\$	\$	\$	\$	\$	\$	\$	\$	\$	\$	\$	\$	\$	\$	\$	\$	\$	\$	\$	\$	\$	\$	\$	\$	\$	\$	\$	\$	\$	\$	\$	\$	\$	\$	\$	\$	\$	\$	\$	\$	\$	\$	\$	\$	\$	\$	\$	\$	\$	\$	\$	\$	\$	\$	\$	\$	\$	\$	\$	\$	\$	\$	\$	\$	\$	\$	\$	\$	\$	\$	\$	\$	\$	\$	\$	\$	\$	\$	\$	\$	\$	\$	\$	\$	\$	\$	\$	\$	\$	\$	\$	\$	\$	\$	\$	\$	\$	\$	\$	\$	\$	\$	\$	\$	\$	\$	\$	\$	\$	\$	\$	\$	\$	\$	\$	\$	\$	\$	\$	\$	\$	\$	\$	\$	\$	\$	\$	\$	\$	\$	\$	\$	\$	\$	\$	\$	\$	\$	\$	\$	\$	\$	\$	\$	\$	\$	\$	\$	\$	\$	\$	\$	\$	\$	\$	\$	\$	\$	\$	\$	\$	\$	\$	\$	\$	\$	\$	\$	\$	\$	\$	\$	\$	\$	\$	\$	\$	\$	\$	\$	\$	\$	\$	\$	\$	\$	\$	\$	\$	\$	\$	\$	\$	\$	\$	\$	\$	\$	\$	\$	\$	\$	\$	\$	\$	\$	\$	\$	\$	\$	\$	\$	\$	\$	\$	\$	\$	\$	\$	\$	\$	\$	\$	\$	\$	\$	\$	\$	\$	\$	\$	\$	\$	\$	\$	\$	\$	\$	\$	\$	\$	\$	\$	\$	\$	\$	\$	\$	\$	\$	\$	\$	\$	\$	\$	\$	\$	\$	\$	\$	\$	\$	\$	\$	\$	\$	\$	\$	\$	\$	\$	\$	\$	\$	\$	\$	\$	\$	\$	\$	\$	\$	\$	\$	\$	\$	\$	\$	\$	\$	\$	\$	\$	\$	\$	\$	\$	\$	\$	\$	\$	\$	\$	\$	\$	\$	\$	\$	\$	\$	\$	\$	\$	\$	\$	\$	\$	\$	\$	\$	\$	\$	\$	\$	\$	\$	\$	\$	\$	\$	\$	\$	\$	\$	\$	\$	\$	\$	\$	\$	\$	\$	\$	\$	\$	\$	\$	\$	\$	\$	\$	\$	\$	\$	\$	\$	\$	\$	\$	\$	\$	\$	\$	\$	\$	\$	\$	\$	\$	\$	\$	\$	\$	\$	\$	\$	\$	\$	\$	\$	\$	\$	\$	\$	\$	\$	\$	\$	\$	\$	\$	\$	\$	\$	\$	\$	\$	\$	\$	\$	\$	\$	\$	\$	\$	\$	\$	\$	\$	\$	\$	\$	\$	\$	\$	\$	\$	\$	\$	\$	\$	\$	\$	\$	\$	\$	\$	\$	\$	\$	\$	\$	\$	\$	\$	\$	\$	\$	\$	\$	\$	\$	\$	\$	\$	\$	\$	\$	\$	\$	\$	\$	\$	\$	\$	\$	\$	\$	\$	\$	\$	\$	\$	\$	\$	\$	\$	\$	\$	\$	\$	\$	\$	\$	\$	\$	\$	\$	\$	\$	\$	\$	\$	\$	\$	\$	\$	\$	\$	\$	\$	\$	\$	\$	\$	\$	\$	\$	\$	\$	\$	\$	\$	\$	\$	\$	\$	\$	\$																																																																																																																																																																																																																																																																																																																																																																																																																																																																																																																																																																																																																																																																																																																																																																																																																																																																		

12.8 Finance Committee - 8/3/2023 - LOCKE ESTATE COASTAL CONTRIBUTIONS

STRATEGIC THEME	LEADERSHIP - A Council that connects with the community and is accountable in its decision making.
STRATEGIC PRIORITY	4.5 Responsibly manage ratepayer funds to provide for community needs now and in the future.
SUBJECT INDEX	Locke Estate
BUSINESS UNIT	Property Services
REPORTING OFFICER	Leasing and Property Officer - Julie Oates Manager Legal and Property Services - Ben Whitehill
AUTHORISING OFFICER	Acting Director, Finance and Corporate Services - Sarah Pierson
NATURE OF DECISION	Executive: Substantial direction setting, including adopting budgets, strategies, plans and policies (excluding local planning policies); funding, donations and sponsorships; reviewing committee recommendations
VOTING REQUIREMENT	Simple Majority
ATTACHMENTS	Nil

This item was considered by the Finance Committee at its meeting on 8/3/2023, the recommendations from which have been included in this report.

COMMITTEE RECOMMENDATION

That the Council:

- 1. transfer \$164,462.56 from the Coastal and Climate Adaptation Reserve 102 to the Locke Estate Reserve 130; and**
- 2. transfer \$14,000.00 from the Coastal and Climate Adaptation Reserve 102 to the Municipal Account.**

OFFICER RECOMMENDATION

That the Council:

- 1. transfer \$164,462.56 from the Coastal and Climate Adaptation Reserve 102 to the Locke Estate Reserve 130; and**
- 2. transfer \$14,000.00 from the Coastal and Climate Adaptation Reserve 102 to the Municipal Account.**

EXECUTIVE SUMMARY

This report recommends a transfer of \$164,462.56 from the Coastal and Climate Adaptation Reserve 102 to the Locke Estate Reserve 130 to correct and current historical reserve transfers made from the Locke Estate Reserve 130 and the municipal account to the Coastal and Climate Adaptation Reserve 102. It also recommends a transfer of \$14,000.00 from the Coastal and Climate Adaptation Reserve 102 to the Municipal Account to correct a historical overpayment.

BACKGROUND

Reserve 22674, Lot 5303, Caves Road, Siesta Park, known as the Locke Estate is an 'A class' crown reserve vested with the City of Busselton (City) for the designated purpose of 'Recreational campsites and Group Holiday Accommodation'. The Locke Estate consists of 16 campsites. All campsites are currently leased and the leases expire simultaneously on 30 November 2032.

In 2010, it was determined that Locke Estate Lessees should contribute to the cost of coastal works to maintain the coastline adjacent to Reserve 22674. Consequently the Locke Estate leases require lessees to pay contributions of \$4,000.00 per annum (no GST) for up to 12 years.

Each lease requires that the coastal contributions be kept in an interest bearing reserve account and that the City is only entitled to use the funds for protecting the coastline bordering Reserve 22674. Any unused funds (including interest accrued) at the end of the term of the lease must be returned to the lessees.

Coastal contributions have been receipted in municipal funds and then transferred into the Locke Estate Reserve 130. The purpose of the Locke Estate Reserve 130 is to provide funding for the protection of the Locke Estate (Reserve 22674) coastline.

Groynes were installed in 2014-2016 with the works partly funded by a grant from the Department of Transport and the balance paid for by the City of Busselton (with the City's amount to be recovered using the lessee coastal contributions).

The works were paid for using funds from the Coastal and Climate Adaptation Reserve 102. The purpose of the Coastal and Climate Adaptation Reserve 102 is to provide funds for coastal protection of assets and to fund initiatives to address the impacts of climate change including water supply sustainability and improvements/upgrades of infrastructure susceptible to climate change.

In FY14/15 and since FY17/18 transfers were made from the Locke Estate Reserve 130 to the Coastal and Climate Adaptation Reserve 102. These transfers were to cover the cost of the works completed between 2014 and 2016. The transfers from the Locke Estate Reserve 130 to the Coastal and Climate Adaptation Reserve 102 have continued on an annual basis despite the fact the coastal contributions paid by lessees have now exceeded the expenditure for the works undertaken between 2014 and 2016.

OFFICER COMMENT

Officers have conducted a reconciliation of coastal contributions paid by lessees and coastal works expenditure for Locke Estate to 30 June 2022 to determine the current coastal contributions balance.

Table 1 reconciles the lessee contributions, Locke Estate coastal works expenditure and interest on contributions.

Table 1

LOCKE ESTATE COASTAL CONTRIBUTION RECONCILIATION AS AT 30.06.2022				
DATE	LESSEE CONTRIBUTION	COASTAL WORKS EXPENDITURE	INTEREST	BALANCE
CONTRIBUTION - 30.06.13	\$56,000.00		\$2,516.21	\$58,516.21
COASTAL WORKS COSTS LESS DEPARTMENT OF TRANSPORT FUNDING FEBRUARY - JUNE 2014		-\$263,264.15		-\$204,747.94
CONTRIBUTION - 30.06.14	\$56,000.00			-\$148,747.94
CONTRIBUTION - 30.06.15	\$60,000.00			-\$88,747.94
COASTAL WORKS COSTS LESS DEPARTMENT OF TRANSPORT FUNDING FEBRUARY - JUNE 2015		-\$232,519.89		-\$321,267.83
CONTRIBUTION - 30.06.16	\$64,000.00			-\$257,267.83
CONTRIBUTION - 30.06.17	\$64,000.00			-\$193,267.83

CONTRIBUTION - 30.06.18	\$64,000.00			-\$129,267.83
CONTRIBUTION - 30.06.19	\$64,000.00			-\$65,267.83
CONTRIBUTION - 30.06.20	\$60,000.00			-\$5,267.83
CONTRIBUTION - 30.06.21	\$46,000.00		\$188.69	\$40,920.86
CONTRIBUTION - 30.06.22	\$61,000.00		\$130.37	\$102,051.23
TOTAL	\$595,000.00	-\$495,784.04	\$2,835.27	\$102,051.23

The balance of the Locke Estate Reserve 130 at 30 June 2022 was \$6,588.67. Based on the reconciliation officers believe that the balance of the coastal contributions as at 30 June 2022 was \$102,051.23. An additional \$69,000 will be transferred to the Coastal & Climate Adaptation Reserve at the end of the 2023 financial year, per the adopted budget.

Officers are recommending that a transfer of \$164,462.56 is made from the Coastal and Climate Adaptation Reserve 102 to the Locke Estate Reserve 130 to ensure that the Locke Estate Reserve 130 is reflective of the coastal contributions made by lessees to date.

In addition in FY20/21 the lessees paid to the City a total of \$46,000.00 in coastal contributions which was less than the budgeted amount of \$60,000.00. The difference was due to many lessees taking the option to defer payment as part of the City's COVID-19 relief. Despite the City only receiving \$46,000.00 in the Municipal Account a transfer of \$60,000.00 was made from the Municipal Account to the Locke Estate Reserve 130 and then on transferred to the Coastal and Climate Adaptation Reserve 102. It is recommended that a transfer of \$14,000.00 be made from the Coastal and Climate Adaptation Reserve 102 to the Municipal Account to correct the historical overpayment.

Statutory Environment

The officer recommendation supports the general function of a local government under the *Local Government Act 1995* to provide for the good government of persons in its district.

Relevant Plans and Policies

There are no relevant plans or policies to consider in relation to this matter.

Financial Implications

The transfer of \$164,462.56 from the Coastal and Climate Adaptation Reserve 102 to the Locke Estate Reserve 130 has no net financial impact on the City of Busselton. The transfer of \$14,000.00 from the Coastal and Climate Adaptation Reserve 102 to the Municipal Account will have a positive impact of \$14,000.00 on the City's net current position.

Stakeholder Consultation

No external stakeholder consultation was required or undertaken in relation to this matter.

Risk Assessment

An assessment of the potential implications of implementing the officer recommendation has been undertaken using the City's risk management framework, with risks assessed taking into account any controls already in place. No risks of a medium or greater level have been identified.

Options

The Council could decide not to proceed with the transfers. This is not recommended because the Locke Estate coastal contributions would not be appropriately quarantined.


CONCLUSION

It is recommended that the transfers occur to ensure that the Locke Estate coastal contributions are appropriately quarantined and to correct the historical overpayment from the Municipal Account.

TIMELINE FOR IMPLEMENTATION OF OFFICER RECOMMENDATION

If the officer recommendation is endorsed, the transfers will be processed in the current financial year.

12.9 Finance Committee - 8/3/2023 - BUDGET AMENDMENT - CULTURAL SERVICES AND AIRPORT

STRATEGIC THEME	LEADERSHIP - A Council that connects with the community and is accountable in its decision making.
STRATEGIC PRIORITY	4.5 Responsibly manage ratepayer funds to provide for community needs now and in the future.
SUBJECT INDEX	Budget Amendments
BUSINESS UNIT	Community and Commercial Services
REPORTING OFFICER	Director Community and Commercial Services - Naomi Searle
AUTHORISING OFFICER	Director Community and Commercial Services - Naomi Searle
NATURE OF DECISION	Executive: Substantial direction setting, including adopting budgets, strategies, plans and policies (excluding local planning policies); funding, donations and sponsorships; reviewing committee recommendations
VOTING REQUIREMENT	Absolute Majority
ATTACHMENTS	Attachment A CCS Detailed Budget Amendment Schedule March 2023 

This item was considered by the Finance Committee at its meeting on 8/3/2023, the recommendations from which have been included in this report.

COMMITTEE RECOMMENDATION

That the Council endorse the following requested budget amendments:

Item #	Budgeted Municipal Net Current Position	Operational Expenditure Budget	Capital Expenditure Budget	Grant	Reserves or Restricted Assets
	Increase / (Decrease)	Increase / (Decrease)	Increase / (Decrease)	(Increase) / Decrease	Increase / (Decrease)
1	Move operational budgets to capital project #14731				
	Cultural Planning Furniture & Equipment				
	-	(52,617)	52,617	-	-
2	Adding additional capital expenditure to project # 10583				
	Airport Construction Stage 2 Airfield				
	-	-	77,768	-	(77,768)
3	Adding additional capital expenditure to project # 10589				
	Airport Construction: Existing Terminal Upgrade				
	-	-	209,254	-	(209,254)
4	New capital project # TBA				
	RFDS Relocation				
	-	-	366,180	(188,665)	(177,515)
5	New capital project # TBA				
	Apron Lighting				
	-	-	65,000	-	(65,000)
6	New capital project # 14830				
	Airport Capital Furniture & Equipment				
	-	-	36,805	-	(36,805)
7	New capital project # TBA				
	Apron CCTV				
	-	-	50,000	-	(50,000)

8	New capital project # TBA				
	Apron Expansion				
			88,100	(88,100)	
TOTALS	-	(52,617)	945,724	(276,765)	(616,342)

OFFICER RECOMMENDATION

That the Council endorse the following requested budget amendments:

Item #	Budgeted Municipal Net Current Position	Operational Expenditure Budget	Capital Expenditure Budget	Grant	Reserves or Restricted Assets
	Increase / (Decrease)	Increase / (Decrease)	Increase / (Decrease)	(Increase) / Decrease	Increase / (Decrease)
1	Move operational budgets to capital project #14731				
	Cultural Planning Furniture & Equipment				
	-	(52,617)	52,617	-	-
2	Adding additional capital expenditure to project # 10583				
	Airport Construction Stage 2 Airfield				
	-	-	77,768	-	(77,768)
3	Adding additional capital expenditure to project # 10589				
	Airport Construction: Existing Terminal Upgrade				
	-	-	209,254	-	(209,254)
4	New capital project # TBA				
	RFDS Relocation				
	-	-	366,180	(188,665)	(177,515)
5	New capital project # TBA				
	Apron Lighting				
	-	-	65,000	-	(65,000)
6	New capital project # 14830				
	Airport Capital Furniture & Equipment				
	-	-	36,805	-	(36,805)
7	New capital project # TBA				
	Apron CCTV				
	-	-	50,000	-	(50,000)
8	New capital project # TBA				
	Apron Expansion				
			88,100	(88,100)	
TOTALS	-	(52,617)	945,724	(276,765)	(616,342)

EXECUTIVE SUMMARY

This report seeks Council approval of budget amendments for items within the Community and Commercial Services directorate as detailed in this report. Adoption of the officer recommendations will result in a nil impact on the City's budgeted net current position.

BACKGROUND

In accordance with section 6.8(1) of the *Local Government Act 1995*, a local government is not to incur expenditure from its Municipal fund for an additional purpose except where the expenditure:

- is incurred in a financial year before the adoption of the annual budget by the local government; and
- is authorised in advance by Council resolution - absolute majority required; or
- is authorised in advance by the Mayor in an emergency.

Approval is therefore sought for the budget adjustments detailed below.

OFFICER COMMENT

Council adopted its 2022/2023 Municipal budget on Wednesday 3rd August 2022 with a budget surplus position. Since then, officers have identified budgets that require adjustment within the Community and Commercial Services business units. It is good management practice to revise the adopted budget when it is known that circumstances have changed. In keeping with this practice, budgets are reviewed on a regular basis.

Amendments to the budget are categorised into the three key types as listed below:

1. Adjustments impacting the budget balance or net position of the City; relatively uncommon type.
2. Adjustments with no impact on the budget balance; most common amendment type.
3. Adjustments to transfer budget between capital and operating undertakings; relatively uncommon type.

All items included in this amendment are of the type 2, apart from item 1 which is a type 3 amendment. All amendment items are explained in detail below.

Item 1: Transfer operating budgets to increase the capital budget for project 14731 – Cultural Planning Furniture & Equipment

This amendment seeks an additional \$28,617 allocation for completion of the remaining works for the Ballarat Engine Interpretation project. This project was funded by a Lotterywest grant. The budget currently sits in the Cultural Planning Contractors budget, but the YTD expenses have been allocated to Cultural Planning Furniture & Equipment. This amendment requests that \$28,617 be transferred from the Cultural Planning Contractors (O) budget (10677.1002.3280.0000) to the Cultural Planning Furniture & Equipment (C) budget (14731.1002.7743.0000).

This capital project allocation budget is also required to be increased by a further \$24,000 for the Acquisitive Sculpture by the Bay Art Prize and install to be awarded in March. This is an annual prize of \$10,000 plus \$2,000 installation costs, awarded as part of the Sculpture by the Bay event. With the cancellation of the event in 2022 due to COVID, the prize has accumulated with two to be awarded in 2023. Therefore the required budget is \$24,000. This allocation appears to have been omitted from the budget. It is proposed to utilise a projected underspend in Busselton Library salaries budget to fund the Sculpture by the Bay Acquisitive Prize. The amendment requests that \$24,000 be transferred from the Busselton Library Salaries – Normal (O) budget (10217.1005.3001.0000) to the Cultural Planning Furniture & Equipment (C) budget (14731.1002.7743.0000).

Item 2: Airport Construction Stage 2, Airfield

The amendment seeks an additional \$60,768 allocation for the purchase of a new car parking payment machine to be installed adjacent to the recently completed public car park extension. With the current layout of the public car parks at the BMRA there is one existing car parking payment machine at the most southern end of the main (original) car park and payment options at the exit barrier gates. However, with the expanded car park, there is now a total of 690 car parking bays and additional payment facilities are required. It is proposed that an additional car parking payment machine is installed in the northern corner of the new, expanded car park, closest to the terminal building for visitors and passengers to pay for their parking on the way back to their vehicles. This budget amendment requests that \$60,768 be transferred from the Airport infrastructure, Renewal and Replacement Reserve (1069) which has a projected end of financial year balance of \$1,665,130 to the Airport Construction Stage 2 Airfield Project # 10583 -1007.

This amendment seeks a funding allocation of \$17,000 for additional hardstand for aircraft ground servicing equipment to facilitate the increased amount of aircraft operating from the airport, to be transferred from Restricted Assets, remaining funds from the Airport Development Project, to the Airport Construction – Stage 2 Airfield Project # 10583 -1007.

Item 3: Airport Construction, Existing Terminal Upgrade

The amendment seeks an additional \$209,254 to fund the shortfall in costs to complete the Terminal departure lounge expansion. An original budget was based on a single transportable being purchased as a temporary solution to expand the departure (sterile) lounge. With the continuing growth in FIFO passengers and consistently high RPT passenger loads, three separate transportables totalling an area of 108 square meters were purchased and integrated into the existing terminal departure lounge. Further, with the transportables planned to be in place until the new terminal is constructed full compliance with the Building code, including fire regulations were required to be met increasing costs considerably. This budget allocation was also to include the purchase and installation of an office/training transportable and ablution block. A second hand transportable has been purchased for the office/training room and installation is now being planned with an additional allocation of \$96,000 needed for the office/training transportable installation and to complete the ablution implementation.

This budget amendment requests that a total of \$209,254 for the departure lounge expenditure and for the office/training transportable installation be transferred from Restricted Assets, remaining funds from the Airport Development Project, to the Airport Construction, Existing Terminal Upgrade Project # 10589 -1007.

Item 4: New Capital project # TBA - RFDS relocation project

The amendment seeks additional funding for the RFDS relocation project. The City applied to the Department of Industry, Science and Resources Regional Airports Program (RAP) 2021/22 for a total of \$188,665 to relocate the RFDS patient transfer facility which is currently situated on the central apron and conflicts with the RPT operational apron bays. Since the grant application was submitted, additional consultation with the RFDS has resulted in a change in the location of the proposed new RFDS patient transfer to the General Aviation precinct and in the design. In addition to the design and location changes, there has been significant escalation in material and contractor costs and hence the original budget is not sufficient. An increase in \$177,515 is required to complete the project. Officers are liaising with both Federal and State Government departments with respect to further funding opportunities to cover the shortfall.

This budget amendment requests a new capital project code be set up with revenue (grant contribution) of \$188,665, a budget allocation of \$177,515 and a total expenditure of \$366,180 with \$177,515 being transferred from the Airport infrastructure, Renewal and Replacement Reserve (1069) which has a projected end of financial year balance of \$1,665,130.

Item 5: New Capital project # TBA - Apron lighting

The amendment seeks a funding allocation of \$65,000 to upgrade the apron lighting located on the Central apron to meet regulatory compliance with CASA Manual of Standards Part 139 (MOS139). The failure of one of the central apron lighting poles in 2022 and the redesign of the central apron line marking has resulted in the existing apron lighting being non-compliant. To meet compliance, temporary lighting has been put in place however a permanent lighting pole is required. Quotes have been sought with the costs associated totalling \$65,000.

This budget amendment requests a new capital project code be set up with a budget allocation and an expenditure of \$65,000 each with \$65,000 being transferred from the Airport infrastructure, Renewal and Replacement Reserve (1069) which has a projected end of financial year balance of \$1,665,130.

Item 6: New capital project # 14830 – Airport Capital Furniture & Equipment

The amendment seeks a funding allocation of \$36,805 to upgrade the security screening lane furniture in the Terminal passenger screening area. The current screening lane furniture has been shown to not be efficient and potentially allow for passenger bags and belongings to fall from the roller-bed furniture causing damage. A more efficient design has been prepared and quotations sought to upgrade the screening lane furniture.

This budget amendment requests that \$36,805 be transferred from the Airport infrastructure, Renewal and Replacement Reserve (1069) which has a projected end of financial year balance of \$1,665,130 to the Airport Capital Furniture & Equipment Project # 14830 -1007.

Item 7: New capital project # TBA – Apron CCTV

The amendment seeks a funding allocation to implement CCTV on the Central apron in accordance with CASA MOS139 requirements. CCTV is a security requirement and with the increase in closed charter and RPT services, the City needs to implement CCTV on the central apron.

This budget amendment requests that \$50,000 be transferred from the Airport infrastructure, Renewal and Replacement Reserve (1069) which has a projected end of financial year balance of \$1,665,130.

Item 8: Apron expansion project

The amendment seeks the setup of a capital project for the apron expansion project. The City applied to the Department of Industry, Science and Resources Regional Airports Program (RAP) 2021/22 for a total of \$88,100 to expand the northern shoulder of the central apron. Quotes have been sought and the project is ready to commence and a budget amendment is required to set up a new project account string.

Statutory Environment

Section 6.8 of the *Local Government Act 1995* refers to expenditure from the Municipal fund that is not included in the annual budget. In the context of this report, where no budget allocation exists, expenditure is not to be incurred until such time as it is authorised in advance, by an absolute majority decision of the Council.

Relevant Plans and Policies

There are multiple plans and policies that support the proposed budget amendments, in particular, the adopted 2022/23 budget and the Long Term Financial Plan, last endorsed in March 2022.

Financial Implications

The table in the officer's recommendation summarises the financial implications:

	(Increase) / Decrease in Operational Revenue	Increase / (Decrease) in Operational Expenditure	(Increase) / Decrease in Capital Revenue	Increase / (Decrease) in Capital Expenditure	Increase / (Decrease) in Reserves and/or Restricted Assets	Increase / (Decrease) in Net Current Position
Item 1		(52,617)		52,617		
Item 2				77,768	(77,768)	
Item 3				209,254	(209,254)	
Item 4			(188,665)	366,180	(177,515)	
Item 5				65,000	(65,000)	
Item 6				36,805	(36,805)	
Item 7				50,000	(50,000)	
Item 8			(88,100)	88,100		
TOTALS	-	(52,617)	(276,765)	945,724	(616,342)	-

Stakeholder Consultation

No external stakeholder consultation was required or undertaken in relation to this matter.

Risk Assessment

An assessment of the potential implications of implementing the officer recommendation has been undertaken using the City's risk management framework, with risks assessed taking into account any controls already in place. No risks of a medium or greater level have been identified.

Options

As an alternative to the proposed recommendation the Council could decide not to proceed with the proposed budget amendment request.

CONCLUSION

Council's approval is sought to amend the budget as per the details contained in this report.


TIMELINE FOR IMPLEMENTATION OF OFFICER RECOMMENDATION

If the officer recommendation is endorsed, the budget amendment will be processed within a month of being approved.

		ADJUSTMENTS WITH NO IMPACT ON BUDGET BALANCE:													
		EXISTING				PROPOSED									
AMENDMENT ITEM REFERENCE #	COMPONENT #	ACCOUNT CODE STRING	DESCRIPTIONS (Project-Cost Centre-Natural Account)	AMOUNT DR / [CR]	PERIODS AFFECTING	ACCOUNT CODE STRING	DESCRIPTIONS (Project-Cost Centre-Natural Account)	AMOUNT DR / [CR]	PERIODS AFFECTING	NET BUDGET CHANGE	RESERVE IMPACT	RESERVE NAME	ADDITIONAL OFFICER COMMENTARY		
2	a	10583-1007-3280-0000	Airport Construction Stage 2 Airfield - Airport Operations - Contractors	1,330,000.00	10,11,12	10583-1007-3280-0000	Airport Construction Stage 2 Airfield - Airport Operations - Contractors	1,427,768.00	9	77,768.00			Increase spend, and allocate all to period 9		
		10-9000-9000-7051-0	Muni Cash	(1,330,000.00)	10,11,12	10-9000-9000-7051-0	Muni Cash	(1,427,768.00)	9	(77,768.00)					
	b	10-9000-9000-7051-0	Muni Cash	1,050,000.00	12	10-9000-9000-7051-0	Muni Cash	1,050,000.00	12						
		??	Restricted Liability (Grant Cash)	(1,050,000.00)	12	??	Restricted Liability (Grant Cash)	(1,050,000.00)	12						
	c	10583-1033-2000-0000	Airport Construction Stage 2 Airfield - Finance - Transfer From Reserve	(300,000.00)	12	10583-1033-2000-0000	Airport Construction Stage 2 Airfield - Finance - Transfer From Reserve	(360,768.00)	12	(60,768.00)	(60,768.00)	1069: Airport Infrastructure & Replacement Reserve	Increase draw from reserve		
		??	Retained Earnings	300,000.00	12	??	Retained Earnings	360,768.00	12	60,768.00					
		10-9000-9000-7053-0	Reserve Cash	(300,000.00)	12	10-9000-9000-7053-0	Reserve Cash	(360,768.00)	12	(60,768.00)					
		10-9000-9000-7051-0	Muni Cash	1,050,000.00	12	10-9000-9000-7051-0	Muni Cash	1,050,000.00	12	60,768.00					
	d					10583-1020-1215-0000	Airport Construction Stage 2 Airfield - Airport Operations - Capital Grants	(17,000.00)	12	(17,000.00)			New draw from restricted asset		
						??	Restricted Liability (Grant Cash)	17,000.00	12	17,000.00					
						10-9000-9000-7051-0	Muni Cash	17,000.00	12	17,000.00					
						??	Restricted Asset (Grant Cash)	(17,000.00)	12	(17,000.00)					
3	a	10589-1007-3280-0000	Airport Construction Existing Terminal Upgrade - Airport Operations - Contractors	287,000.00	10,11,12	10589-1007-3280-0000	Airport Construction Existing Terminal Upgrade - Airport Operations - Contractors	496,254.00	9	209,254.00			Increase spend, and allocate all to period 9		
		10-9000-9000-7051-0	Muni Cash	(287,000.00)	10,11,12	10-9000-9000-7051-0	Muni Cash	(496,254.00)	9	(209,254.00)					
	b	10589-1033-2000-0000	Airport Construction Existing Terminal Upgrade - Finance - Transfer From Reserve	(287,000.00)	12	10589-1033-2000-0000	Airport Construction Existing Terminal Upgrade - Finance - Transfer From Reserve	(287,000.00)	12	-	-	1069: Airport Infrastructure & Replacement Reserve	No change		
		??	Retained Earnings	287,000.00	12	??	Retained Earnings	287,000.00	12	-	-				
		10-9000-9000-7053-0	Reserve Cash	(287,000.00)	12	10-9000-9000-7053-0	Reserve Cash	(287,000.00)	12	-	-				
		10-9000-9000-7051-0	Muni Cash	287,000.00	12	10-9000-9000-7051-0	Muni Cash	287,000.00	12	-	-				
						10589-1020-1215-0000	Airport Construction Existing Terminal Upgrade - Airport Operations - Capital Grants	(209,254.00)	12	(209,254.00)					
						??	Restricted Liability (Grant Cash)	209,254.00	12	209,254.00					
						10-9000-9000-7051-0	Muni Cash	209,254.00	12	209,254.00					
						??	Restricted Asset (Grant Cash)	(209,254.00)	12	(209,254.00)					
	4	a					10-9000-9000-7051-0	Muni Cash	366,180.00	??	366,180.00			Actual receipt of grant cash	
							??	Restricted Liability (Grant Cash)	(366,180.00)	??	(366,180.00)				
b						10-9000-9000-7051-0	Muni Cash	(366,180.00)	??	(366,180.00)			Transfer from muni cash to restricted cash		
						??	Restricted Asset (Grant Cash)	366,180.00	??	366,180.00					
c						XXXXXX-1007-3280-0000	RFDs Relocation - Airport Operations - Contractors	366,180.00	??	366,180.00			Actual expenditure timing		
						10-9000-9000-7051-0	Muni Cash	(366,180.00)	??	(366,180.00)					
						XXXXXX-1020-1215-0000	RFDs Relocation - Airport Operations - Capital Grants	(188,665.00)	12	(188,665.00)					
						??	Restricted Liability (Grant Cash)	188,665.00	12	188,665.00					
						10-9000-9000-7051-0	Muni Cash	(188,665.00)	12	(188,665.00)					
						??	Restricted Asset (Grant Cash)	188,665.00	12	(188,665.00)					
						XXXXXX-1033-2000-0000	RFDs Relocation - Finance - Transfer From Reserve	(177,515.00)	12	(177,515.00)	(177,515.00)	1069: Airport Infrastructure & Replacement Reserve			
						??	Retained Earnings	177,515.00	12	177,515.00					
5	a					10-9000-9000-7051-0	Muni Cash	(177,515.00)	12	(177,515.00)			Recoup of grant funding after year end reconciliation		
						10-9000-9000-7051-0	Muni Cash	177,515.00	12	177,515.00					
	b					XXXXXX-1007-3280-0000	Apron Lighting - Airport Operations - Contractors	65,000.00	??	65,000.00			Actual expenditure timing		
						10-9000-9000-7051-0	Muni Cash	(65,000.00)	??	(65,000.00)					
						XXXXXX-1033-2000-0000	Apron Lighting - Finance - Transfer From Reserve	(65,000.00)	12	(65,000.00)	(65,000.00)	1069: Airport Infrastructure & Replacement Reserve			
						??	Retained Earnings	65,000.00	12	65,000.00					
						10-9000-9000-7053-0	Reserve Cash	(65,000.00)	12	(65,000.00)					
						10-9000-9000-7051-0	Muni Cash	65,000.00	12	65,000.00					
						10-9000-9000-7051-0	Muni Cash	65,000.00	12	65,000.00					
						10-9000-9000-7051-0	Muni Cash	65,000.00	12	65,000.00					
	6	a					14830-1007-3280-0000	Airport Capital Furniture & Equipment - Airport Operations - Contractors	36,805.00	9	36,805.00			Actual expenditure timing	
							10-9000-9000-7051-0	Muni Cash	(36,805.00)	9	(36,805.00)				
b						14830-1033-2000-0000	Airport Capital Furniture & Equipment - Finance - Transfer From Reserve	(36,805.00)	12	(36,805.00)	(36,805.00)	1069: Airport Infrastructure & Replacement Reserve	Recoup of reserve funding after year end reconciliation		
						??	Retained Earnings	36,805.00	12	36,805.00					
						10-9000-9000-7053-0	Reserve Cash	(36,805.00)	12	(36,805.00)					
						10-9000-9000-7051-0	Muni Cash	36,805.00	12	36,805.00					
						XXXXXX-1007-3280-0000	Apron CCTV - Airport Operations - Contractors	50,000.00	??	50,000.00					
						10-9000-9000-7051-0	Muni Cash	(50,000.00)	??	(50,000.00)					
						XXXXXX-1033-2000-0000	Apron CCTV - Finance - Transfer From Reserve	(50,000.00)	12	(50,000.00)	(50,000.00)	1069: Airport Infrastructure & Replacement Reserve			
						??	Retained Earnings	50,000.00	12	50,000.00					
7		a					10-9000-9000-7051-0	Muni Cash	(50,000.00)	12	(50,000.00)			Recoup of reserve funding after year end reconciliation	
							10-9000-9000-7051-0	Muni Cash	50,000.00	12	50,000.00				
	b					XXXXXX-1007-3280-0000	Apron Expansion - Airport Operations - Contractors	88,100.00	??	88,100.00			Actual expenditure timing		
						10-9000-9000-7051-0	Muni Cash	(88,100.00)	??	(88,100.00)					
						XXXXXX-1020-1215-0000	Apron Expansion - Airport Operations - Capital Grants	(88,100.00)	12	(88,100.00)					
						??	Restricted Liability (Grant Cash)	88,100.00	12	88,100.00					
						10-9000-9000-7051-0	Muni Cash	(88,100.00)	12	(88,100.00)					
						XXXXXX-1007-3280-0000	Apron Expansion - Airport Operations - Contractors	88,100.00	??	88,100.00					
						10-9000-9000-7051-0	Muni Cash	(88,100.00)	??	(88,100.00)					
						XXXXXX-1020-1215-0000	Apron Expansion - Airport Operations - Capital Grants	(88,100.00)	12	(88,100.00)					
	8	a					??	Restricted Liability (Grant Cash)	88,100.00	12	88,100.00			Recoup of grant funding after year end reconciliation	
							10-9000-9000-7051-0	Muni Cash	(88,100.00)	12	(88,100.00)				
b						XXXXXX-1007-3280-0000	Apron Expansion - Airport Operations - Contractors	88,100.00	??	88,100.00			Actual expenditure timing		
						10-9000-9000-7051-0	Muni Cash	(88,100.00)	??	(88,100.00)					
						XXXXXX-1020-1215-0000	Apron Expansion - Airport Operations - Capital Grants	(88,100.00)	12	(88,100.00)					
						??	Restricted Liability (Grant Cash)	88,100.00	12	88,100.00					
						10-9000-9000-7051-0	Muni Cash	(88,100.00)	12	(88,100.00)					
						XXXXXX-1007-3280-0000	Apron Expansion - Airport Operations - Contractors	88,100.00	??	88,100.00					
						10-9000-9000-7051-0	Muni Cash	(88,100.00)	??	(88,100.00)					
						XXXXXX-1020-1215-0000	Apron Expansion - Airport Operations - Capital Grants	(88,100.00)	12	(88,100.00)					
c						??	Restricted Liability (Grant Cash)	88,100.00	12	88,100.00			Recoup of grant funding after year end reconciliation		
						10-9000-9000-7051-0	Muni Cash	(88,100.00)	12	(88,100.00)					
					750,000.00						689,232.00		(190,088.00)		

TRANSFERS BETWEEN CAPITAL & OPERATING BUDGET:												
BUDGET ADJUSTMENT REFERENCE #	ITEM #	EXISTING				PROPOSED				NET BUDGET CHANGE	RESERVE IMPACT	ADDITIONAL OFFICER COMMENTARY
		ACCOUNT CODE STRING	DESCRIPTIONS (Project-Cost Centre-Natural Account)	AMOUNT DR / (CR)	PERIODS AFFECTING	ACCOUNT CODE STRING	DESCRIPTIONS (Project-Cost Centre-Natural Account)	AMOUNT DR / (CR)	PERIODS AFFECTING			
1	a	14731-1002-7743-0000	Cultural Planning Furniture & Equipment - Events & Cultural - Exp Offset Acc Furn & Equip	25,568.00	5	14731-1002-7743-0000	Cultural Planning Furniture & Equipment - Events & Cultural - Exp Offset Acc Furn & Equip	78,185.00	9	52,617.00		Increase in capital spend
		10-9000-9000-7051-0	Muni Cash	(25,568.00)	5	10-9000-9000-7051-0	Muni Cash	(78,185.00)	9	(52,617.00)		
	b	10677-1002-3280-0000	Cultural Planning - Events & Cultural - Contractors	33,400.00	4,5,6	10677-1002-3280-0000	Cultural Planning - Events & Cultural - Contractors	4,783.00	9	(28,617.00)		Decrease in operational spend
		10-9000-9000-7051-0	Muni Cash	(33,400.00)	4,5,6	10-9000-9000-7051-0	Muni Cash	(4,783.00)	9	28,617.00		
	c	10217-1005-3001-0000	Busseton Library - Library Services - Salaries Normal	831,348.00	1 to 12	10217-1005-3001-0000	Busseton Library - Library Services - Salaries Normal	807,348.00	9 to 12	(24,000.00)		Decrease in operational spend
		10-9000-9000-7051-0	Muni Cash	(831,348.00)	1 to 12	10-9000-9000-7051-0	Muni Cash	(807,348.00)	9 to 12	24,000.00		
Totals for all amendments				750,000.00				689,232.00		(190,088.00)		

12.10 Finance Committee - 8/3/2023 - BUDGET AMENDMENT - COASTAL WORKS

STRATEGIC THEME	LEADERSHIP - A Council that connects with the community and is accountable in its decision making.
STRATEGIC PRIORITY	4.5 Responsibly manage ratepayer funds to provide for community needs now and in the future.
SUBJECT INDEX	Budget Amendments
BUSINESS UNIT	Engineering and Technical Services
REPORTING OFFICER	Manager, Engineering and Technical Services - Daniell Abrahamse
AUTHORISING OFFICER	Director, Engineering and Works Services - Oliver Darby
NATURE OF DECISION	Executive: Substantial direction setting, including adopting budgets, strategies, plans and policies (excluding local planning policies); funding, donations and sponsorships; reviewing committee recommendations
VOTING REQUIREMENT	Absolute Majority
ATTACHMENTS	Attachment A Attachment A Detailed Budget Amendments Table 

This item was considered by the Finance Committee at its meeting on 8/3/2023, the recommendations from which have been included in this report.

COMMITTEE RECOMMENDATION

That the Council endorse the following requested budget amendments:

Amendment Description					
Project Description					
Item #	Budgeted Municipal Net Current Position	Operational Expenditure Budget	Capital Expenditure Budget	Grant	Reserves or Restricted Assets
	Increase / (Decrease)	Increase / (Decrease)	Increase / (Decrease)	(Increase) / Decrease	Increase / (Decrease)
1	New Operational Project # TBA				
	Busselton Storm Surge Risk Mitigation Year 1 of 4				
	-	1,200,000	-	(600,000)	(600,000)
2	Remove Capital Project 12812				
	Coastal Adaptation: Forth St Stage 2				
	(49,950)	-	(125,000)	-	125,000
3	Remove Capital Project 12813				
	Coastal Adaptation : Dunsborough Dunnbay Road to Highview				
	-	-	(964,798)	181,048	783,750
4	Add Grant to Project 12873				
	Coastal Protection: Beach Monitoring – Year 10				
	-	-	-	(25,625)	25,625
5	Add Grant to Project 12875				
	Coastal Structures Inspections and Review of Sand/Rock Sources				
	-	-	-	(15,000)	15,000
6	Shift expenditure between operational project 12874 & capital 14738 and add new capital grant				
	Busselton Jetty Wave Monitoring				

	-	(50,000)	50,000	(20,000)	20,000
7	New Capital Project 14811				
	RBFS Old Dunsborough Boat Ramp Scour Protection				
	-	-	33,240	(24,930)	(8,310)
TOTALS	(49,950)	1,150,000	(1,006,558)	(504,507)	361,065

OFFICER RECOMMENDATION

That the Council endorse the following requested budget amendments:

Item #	Amendment Description				
	Project Description				
	Budgeted Municipal Net Current Position	Operational Expenditure Budget	Capital Expenditure Budget	Grant	Reserves or Restricted Assets
	Increase / (Decrease)	Increase / (Decrease)	Increase / (Decrease)	(Increase) / Decrease	Increase / (Decrease)
1	New Operational Project # TBA				
	Busselton Storm Surge Risk Mitigation Year 1 of 4				
	-	1,200,000	-	(600,000)	(600,000)
2	Remove Capital Project 12812				
	Coastal Adaptation: Forth St Stage 2				
	(49,950)	-	(125,000)	-	125,000
3	Remove Capital Project 12813				
	Coastal Adaptation : Dunsborough Dunnbay Road to Highview				
	-	-	(964,798)	181,048	783,750
4	Add Grant to Project 12873				
	Coastal Protection: Beach Monitoring – Year 10				
	-	-	-	(25,625)	25,625
5	Add Grant to Project 12875				
	Coastal Structures Inspections and Review of Sand/Rock Sources				
	-	-	-	(15,000)	15,000
6	Shift expenditure between operational project 12874 & capital 14738 and add new capital grant				
	Busselton Jetty Wave Monitoring				
	-	(50,000)	50,000	(20,000)	20,000
7	New Capital Project 14811				
	RBFS Old Dunsborough Boat Ramp Scour Protection				
	-	-	33,240	(24,930)	(8,310)
TOTALS	(49,950)	1,150,000	(1,006,558)	(504,507)	361,065

EXECUTIVE SUMMARY

This report seeks Council approval of budget amendments for items within the Engineering and Works Services directorate, as detailed in this report. Adoption of the officer recommendation will initially impact the City's budgeted net current position by \$49,950, however, this should be reduced by either the re-tasking of internal resources to other reserved funded activities, or from the utilisation of cost savings in other areas.

BACKGROUND

In accordance with section 6.8(1) of the *Local Government Act 1995*, a local government is not to incur expenditure from its Municipal fund for an additional purpose except where the expenditure:

- is incurred in a financial year before the adoption of the annual budget by the local government; and
- is authorised in advance by Council resolution - absolute majority required; or
- is authorised in advance by the Mayor in an emergency.

Approval is therefore sought for budget amendments as outlined in the Officer Comment below.

OFFICER COMMENT

Council adopted its 2022/2023 Municipal budget on Wednesday 3rd August 2022 with a budget surplus position. Since then, officers have identified budgets that require adjustments within the Engineering and Works Services Directorate. It is good management practice to revise the adopted budget when it is known that circumstances have changed. In keeping with this practice, budgets are reviewed on a regular basis.

Amendments to the budget are categorised into the three key types as listed below:

1. Adjustments impacting the budget balance or net position of the City;
Item # 2 (Initial Impact)
2. Adjustments with no impact on the budget balance; and
Items # 1, 3, 4, 5, 7
3. Adjustments to transfer budget between capital and operating undertakings.
Item # 6

Item 1: Project NEW - Busselton Storm Surge Risk Mitigation Year 1 of 4

1. Emergency Response Plan (PACP)	\$300,000
2. Coastal Investigations re flood modelling (PACP)	\$750,000
3. Dune Resilience Planning and Design (PACP)	<u>\$150,000</u>
Total	<u>\$1,200,000</u>

This amendment seeks to add \$1,200,000 of Coastal Flood Risk Mitigation related works to fund the three separate undertakings as detailed above. These projects will be funded on a 50/50 basis; \$600,000 in grant revenue with a corresponding \$600,000 contribution from the City; to be drawn from the Coastal and Climate Adaptation Reserve.

The City has been successful in securing \$3,532,500 in grants via the Federal Government Department of Industries, Science, Energy & Resources, through the *Preparing Australian Communities, Local Steam Program* (PACP). This grant will fund works totaling \$7,065,000 over a four year timeframe. Additional information about each of the undertakings for this financial year is provided below.

1. Emergency Response Plan (PACP)

Development of a local, multi-agency emergency response plan to mitigate human risk due to natural disasters including tropical cyclones and severe winter storms causing severe flooding.

2. Coastal Investigations - Flood Modelling (PACP)

Coastal survey data (Lidar), high resolution wide scale flood modelling validated with a targeted oceanographic monitoring program (water levels and waves) and mapping of the extent of coastal flooding.

3. Dune Resilience Planning and Design (PACP)

The planning and design of coastal dune systems for flood protection purposes. Investigate rebuilding and revegetating of coastal dunes to act as a “first line of defence” natural barrier to coastal flooding.

Item 2: Project 12812 - Coastal Adaptation: Forth Street Stage 2

Stage 2 coastal adaption works for Forth Street were provisionally planned and included on the 2021/22 budget for \$430,000, this was then modified and carried over onto this year’s budget for an amount totalling \$125,000. Stage 2 works were to comprise additional adaption measures subject to the outcome of the \$132,476 Stage 1 works completed in 2020/21. Stage 1 works included the construction of two geo-synthetic sand container groynes (GSCG).

The performance of the geo-synthetic groynes were closely monitored by the City’s consulting coastal engineer through the 2022 winter storm period. The consultant’s advice is that the new groynes are performing satisfactorily and as such the implementation of the modified Stage 2 works can be permanently suspended. The coast line in that area will continue to be monitored; noting that a more permanent structure may still be necessary at a future date. This will be assessed based on changing climatic conditions and impacts on the area.

Item 3: Project 12813 - Coastal Adaptation - Dunn Bay Road to Highview Road

This amendment seek to temporarily suspend and thus remove from this year’s budget the \$964,798 for Coastal Adaptation works planned between Dunn Bay Road to Highview Road in Dunsborough.

The City has subsequently applied and is awaiting formal ratification of a grant under the State Governments Coastal and Estuarine Risk Mitigation Program. This funding will encompass this amongst broader works in the area. The total estimated project value totals \$2,182,455 with grant funding representing 2/3 at \$1, 636,079 and a 1/3 City contribution totalling \$546,376 required. This grant has a three year implementation timeline with works scheduled to commence in the 2023/24 financial year.

Item 4: Project 12873 - Beach Monitoring Year 10

This budget is being adjusted to incorporate \$25,625 in grant revenue secured, while retaining the same amount in the City’s Coastal and Climate Adaptation Reserve. The project was originally budgeted at \$51,250, to be fully funded by the City. City Officers have subsequently secured \$40,625 in State Government Coastal Protection grants to be applied as follows;

1. \$25,625 for Beach Monitoring Year 10; and
2. \$15,000 for Coastal Structures Inspections and Review of Sand & Rock supply, subject to Budget Amendment Item 5 proceeding.

The City has been undertaking detailed beach monitoring with this year's program representing the 10th year of monitoring. The monitoring helps the City and other agencies to gain a greater understanding of coastal erosion occurring along the Geographe Bay foreshore, informing future planning and mitigation activities associated with rising sea levels.

In some years, as in this financial year, City officers were successful in securing joint 50/50 funding from the State Government via an application under its Coastal Adaptation and Protection Program.

Item 5: Project 12875 - Coastal Structures Inspections and Review of Sand/Rock Sources

The existing budget for this project needs to incorporate \$15,000 in grant revenue secured allowing for the same amount to be retained in the City's Coastal and Climate Adaptation Reserve. The project was originally budgeted at \$30,000 fully funded by the City.

The objectives of this project are to:

1. Inspect, prioritise and plan for maintenance and renewal works associated with existing coastal protection structures; and
2. Review the medium to longer term availability of sand supply for beach sand re-nourishment works and rock supply for future coastal defense structures.

Item 6: Project 12874 Coastal Protection – Busselton Jetty Wave Monitoring (Operating) & Project 14738 - Wave and Tide Sensor Monitoring Buoys (Capital)

This project represents \$50,000 of Capital works for the purchase of wave and tide monitoring equipment, and \$10,000 of Operational based budget for reports and information based on the data that will be collected and analysed from the buoys, allowing for monitoring of "real-time" data on wave and water levels, and providing the capability to greatly enhance storm erosion management. The data collected will also be used for storm surge response planning and more general coastal protection planning.

All of this budget was originally categorised as an Operating cost where this amendment will re-categorise \$50,000 of it to the Capital budget while \$10,000 will be retained as an Operating budget. The amendment will also add in grant revenue secured totalling \$20,000 and subsequently retain and return a corresponding amount to the Coastal and Climate Adaptation Reserve.

The City purchased three wave and tide monitoring buoys that are currently deployed in Geographe Bay. These buoys represent new City assets and as such must be capitalised and depreciated. To this end, \$50,000 comprising \$20,000 in grant funding and \$30,000 of City funds will be utilised to offset the purchase of these items.

Item 7: Project 14811 - Old Dunsborough Boat Ramp Scour Protection

This amendment seeks to add a new project valued at \$33,240 to the budget. The project will be funded via a \$24,930 grant (75% of the project) plus \$8,310 co-contribution (25%) from the City to be drawn from the Other Infrastructure (Drainage, Signage etc.) Reserve. The grant has been secured from Round 27 of the Department of Transport's Regional Boating Facility Scheme (RBFS).

Scour protection involved extending the end of the ramp to remove the undercut (scoured) 300mm drop-off that currently exists. The ramp will be extended to the underlying bedrock or below the level of maximum scour with a toe apron or equivalent. This will improve the safety of boat launching and retrieval especially at low tide.

Statutory Environment

Section 6.8 of the *Local Government Act 1995* refers to expenditure from the Municipal fund that is not included in the annual budget. In the context of this report, where no budget allocation exists, expenditure is not to be incurred until such time as it is authorised in advance, by an absolute majority decision of the Council.

Relevant Plans and Policies

There are multiple plans and policies that support the proposed budget amendments, in particular, asset management plans and the Long Term Financial Plan.

Financial Implications

The table below summarises the financial implications of the amendments. Attachment “A” to this report, detailed the alterations to be made to the adopted budget in the City’s financial system; if approved by Council.

Item #	(Increase) / Decrease in Operational Revenue	Increase / (Decrease) in Operational Expenditure	(Increase) / Decrease in Capital Revenue	Increase / (Decrease) in Capital Expenditure	Increase / (Decrease) in Reserves and/or Restricted Assets	Increase / (Decrease) in Net Current Position
Item 1	(600,000)	1,200,000			(600,000)	-
Item 2				(125,000)	125,000	(49,950)
Item 3			181,048	(964,798)	783,750	-
Item 4	(25,625)				25,625	-
Item 5	(15,000)				15,000	-
Item 6		(50,000)	(20,000)	50,000	20,000	-
Item 7			(24,930)	33,240	(8,310)	-
TOTALS	(640,625)	1,150,000	136,118	-1,006,558	361,065	(49,950)

Stakeholder Consultation

Nil required.

Risk Assessment

An assessment of the potential implications of implementing the officer recommendation has been undertaken using the City’s risk management framework, with risks assessed taking into account any controls already in place. No risks of a medium or greater level have been identified.

Options

The Council could decide not to proceed with all the proposed budget amendment requests.

TIMELINE FOR IMPLEMENTATION OF OFFICER RECOMMENDATION

If the officer recommendation is endorsed, the budget amendment will be processed within a month of being approved.

DETAILED BUDGET AMENDMENTS TABLE - ENGINEERING & WORKS SERVICES - MARCH 2023 FINANCE COMMITTEE
(Attach PDF version of tables below to the Council report)



		ADJUSTMENTS IMPACTING MUNICIPAL BUDGET BALANCE:											
BUDGET ADJUSTMENT REFERENCE #	ITEM #	EXISTING				PROPOSED				NET BUDGET CHANGE	RESERVE IMPACT	RESERVE NAME	ADDITIONAL OFFICER COMMENTARY
		ACCOUNT CODE STRING	DESCRIPTIONS (Project-Cost Centre-Natural Account)	AMOUNT DR / (CR)	PERIODS AFFECTING	ACCOUNT CODE STRING	DESCRIPTIONS (Project-Cost Centre-Natural Account)	AMOUNT DR / (CR)	PERIODS AFFECTING				
2	a	12812-1016-3035-0000	Coastal Adaptation: Forth St (Stage2) - Construction & Maintenance - Wages	22,500.00	1 to 12 even					(22,500.00)			Cash will still be spent on wages
		12812-1016-3280-0000	Coastal Adaptation: Forth St (Stage2) - Construction & Maintenance - Contractors	67,081.00	1 to 12 even								Actual expenditure timing
		10-9000-9000-7051-0	Muni Cash	(89,581.00)	1 to 12 even								
	b	12812-1016-6100-0000	Coastal Adaptation: Forth St (Stage2) - Construction & Maintenance - Plant Charge Allocation	6,250.00	1 to 12 even								If plant is not utilised then there will be no cost.
		12812-1016-6600-0000	Coastal Adaptation: Forth St (Stage2) - Construction & Maintenance - Plant Recovery Allocation	(6,250.00)	1 to 12 even								
		12812-1016-6150-0000	Coastal Adaptation: Forth St (Stage2) - Construction & Maintenance - Internal Plant Depreciation Charge	1,719.00	1 to 12 even								Non-cash, no muni impact
		12812-1016-6650-0000	Coastal Adaptation: Forth St (Stage2) - Construction & Maintenance - Internal Plant Depreciation Recovery	(1,719.00)	1 to 12 even								
		12812-1016-6180-0000	Coastal Adaptation: Forth St (Stage2) - Construction & Maintenance - Public Works Overheads Charges	27,450.00	1 to 12 even					(27,450.00)			Cash will still be spent on the various fixed overheads
		12812-1016-6680-0000	Coastal Adaptation: Forth St (Stage2) - Construction & Maintenance - Public Works Overheads Recovery	(27,450.00)	1 to 12 even								
	c	12812-1033-2000-0000	Coastal Adaptation: Forth St (Stage2) - Finance - Transfer From Reserve	(125,000.00)	12						125,000.00		Recoup of reserve funding after year end reconciliation
		??	Retained Earnings	125,000.00	12								
		10-9000-9000-7051-0	Muni Cash	125,000.00	12								
		10-9000-9000-7053-0	Reserve Cash	(125,000.00)	12								
			-					-		(49,950.00)	125,000.00		

		ADJUSTMENTS WITH NO IMPACT ON BUDGET BALANCE:												
AMENDMENT ITEM REFERENCE #	COMPONENT #	EXISTING				PROPOSED				NET BUDGET CHANGE	RESERVE IMPACT	RESERVE NAME	ADDITIONAL OFFICER COMMENTARY	
		ACCOUNT CODE STRING	DESCRIPTIONS (Project-Cost Centre-Natural Account)	AMOUNT DR / (CR)	PERIODS AFFECTING	ACCOUNT CODE STRING	DESCRIPTIONS (Project-Cost Centre-Natural Account)	AMOUNT DR / (CR)	PERIODS AFFECTING					
1	a					10-9000-9000-7051-0	Muni Cash	600,000.00	??	600,000.00				Actual receipt of grant cash
						??	Restricted Liability (Grant Cash)	(600,000.00)	??	(600,000.00)				
						10-9000-9000-7051-0	Muni Cash	(600,000.00)	??	(600,000.00)				Transfer from muni cash to restricted cash
						??	Restricted Asset (Grant Cash)	600,000.00	??	600,000.00				
	b					XXXXXX-1020-3260-0000	Busseton Storm Surge Risk Mitigation Year 1 of 4 - Engineering & Technical Management - Consultancy	1,200,000.00	??	1,200,000.00				Actual expenditure timing
						10-9000-9000-7051-0	Muni Cash	(1,200,000.00)	??	(1,200,000.00)				
	c					XXXXXX-1020-1239-0000	Busseton Storm Surge Risk Mitigation Year 1 of 4 - Engineering & Technical Management - Operating Grants	(600,000.00)	12	(600,000.00)				Recoup of grant funding after year end reconciliation
						??	Restricted Liability (Grant Cash)	600,000.00	12	600,000.00				
						10-9000-9000-7051-0	Muni Cash	600,000.00	12	600,000.00				
						??	Restricted Asset (Grant Cash)	(600,000.00)	12	(600,000.00)				
	d					XXXXXX-1033-2000-0000	Busseton Storm Surge Risk Mitigation Year 1 of 4 - Finance - Transfer From Reserve	(600,000.00)	12	(600,000.00)	(600,000.00)	1016: Coastal and Climate Adaptation Reserve		Recoup of reserve funding after year end reconciliation
						??	Retained Earnings	600,000.00	12	600,000.00				
						10-9000-9000-7053-0	Reserve Cash	(600,000.00)	12	(600,000.00)				
						10-9000-9000-7051-0	Muni Cash	600,000.00	12	600,000.00				
3	a	10-9000-9000-7051-0	Muni Cash	181,048.00	??									Actual receipt of grant cash
		??	Restricted Liability (Grant Cash)	(181,048.00)	??									
		10-9000-9000-7051-0	Muni Cash	(181,048.00)	??									Transfer from muni cash to restricted cash
		??	Restricted Asset (Grant Cash)	181,048.00	??									
	b	12813-1020-3280-0000	Coastal Adaptation: Dunsborough Dunnbay Road to Highview - Engineering Technical Management - Contractors	964,798.00	12									Actual expenditure timing
		10-9000-9000-7051-0	Muni Cash	(964,798.00)	12									
	c	12813-1020-1210-0000	Coastal Adaptation: Dunsborough Dunnbay Road to Highview - Engineering Technical Management - Main Roads Capital Grant	(181,048.00)	12									Recoup of grant funding after year end reconciliation
		??	Restricted Liability (Grant Cash)	181,048.00	12									
		10-9000-9000-7051-0	Muni Cash	181,048.00	12									
		??	Restricted Asset (Grant Cash)	(181,048.00)	12									
	d	12813-1033-2000-0000	Busseton Storm Surge Risk Mitigation Year 1 of 4 - Finance - Transfer From Reserve	(783,750.00)	12							783,750.00	1016: Coastal and Climate Adaptation Reserve	Recoup of reserve funding after year end reconciliation
		??	Retained Earnings	783,750.00	12									
		10-9000-9000-7053-0	Reserve Cash	(783,750.00)	12									
		10-9000-9000-7051-0	Muni Cash	783,750.00	12									

BUDGET ADJUSTMENT REFERENCE #	ITEM #	EXISTING				PROPOSED				NET BUDGET CHANGE	RESERVE IMPACT	RESERVE NAME	ADDITIONAL OFFICER COMMENTARY
		ACCOUNT CODE STRING	DESCRIPTIONS (Project-Cost Centre-Natural Account)	AMOUNT DR / (CR)	PERIODS AFFECTING	ACCOUNT CODE STRING	DESCRIPTIONS (Project-Cost Centre-Natural Account)	AMOUNT DR / (CR)	PERIODS AFFECTING				
4	a					10-9000-9000-7051-0	Muni Cash	25,625.00	??	25,625.00			Actual receipt of grant cash
						??	Restricted Liability (Grant Cash)	(25,625.00)	??	(25,625.00)			
						10-9000-9000-7051-0	Muni Cash	(25,625.00)	??	(25,625.00)			Transfer from muni cash to restricted cash
						??	Restricted Asset (Grant Cash)	25,625.00	??	25,625.00			
	b	12879-1020-3280-0000	Coastal Protection: Beach Monitoring Year 10 - Engineering Technical Management - Contractors	51,250.00	12	12879-1020-3280-0000	Coastal Protection: Beach Monitoring Year 10 - Engineering Technical Management - Contractors	51,250.00	??				Actual expenditure timing
		10-9000-9000-7051-0	Muni Cash	(51,250.00)	12	10-9000-9000-7051-0	Muni Cash	(51,250.00)	??				
	c					12879-1020-1239-0000	Coastal Adaptation: Dunsborough Dunnby Road to Highview - Engineering Technical Management - Operating Grants	(25,625.00)	12	(25,625.00)			Recoup of grant funding after year end reconciliation
						??	Restricted Liability (Grant Cash)	25,625.00	12	25,625.00			
						10-9000-9000-7051-0	Muni Cash	25,625.00	12	25,625.00			
						??	Restricted Asset (Grant Cash)	(25,625.00)	12	(25,625.00)			
	d	12879-1033-2000-0000	Coastal Protection: Beach Monitoring Year 10 - Finance - Transfer From Reserve	(51,250.00)	12	12879-1033-2000-0000	Coastal Protection: Beach Monitoring Year 10 - Finance - Transfer From Reserve	(25,625.00)	12	25,625.00	25,625.00	1016: Coastal and Climate Adaptation Reserve	Adjustment to the recoup of reserve funding after year end reconciliation
		??	Retained Earnings	51,250.00	12	??	Retained Earnings	25,625.00	12	(25,625.00)			
		10-9000-9000-7053-0	Reserve Cash	(51,250.00)	12	10-9000-9000-7053-0	Reserve Cash	(25,625.00)	12	25,625.00			
		10-9000-9000-7051-0	Muni Cash	51,250.00	12	10-9000-9000-7051-0	Muni Cash	25,625.00	12	(25,625.00)			
5	a					10-9000-9000-7051-0	Muni Cash	15,000.00	??	15,000.00			Actual receipt of grant cash
						??	Restricted Liability (Grant Cash)	(15,000.00)	??	(15,000.00)			
						10-9000-9000-7051-0	Muni Cash	(15,000.00)	??	(15,000.00)			Transfer from muni cash to restricted cash
						??	Restricted Asset (Grant Cash)	15,000.00	??	15,000.00			
	b	12875-1020-3280-0000	Coastal Structures Inspections and Review of Sand/Rock Sources - Engineering Technical Management - Contractors	30,000.00	12	12875-1020-3280-0000	Coastal Structures Inspections and Review of Sand/Rock Sources - Engineering Technical Management - Contractors	30,000.00	??				Actual expenditure timing
		10-9000-9000-7051-0	Muni Cash	(30,000.00)	12	10-9000-9000-7051-0	Muni Cash	(30,000.00)	??				
	c					12875-1020-1239-0000	Coastal Adaptation: Dunsborough Dunnby Road to Highview - Engineering Technical Management - Operating Grants	(15,000.00)	12	(15,000.00)			Recoup of grant funding after year end reconciliation
						??	Restricted Liability (Grant Cash)	15,000.00	12	15,000.00			
						10-9000-9000-7051-0	Muni Cash	15,000.00	12	15,000.00			
						??	Restricted Asset (Grant Cash)	(15,000.00)	12	(15,000.00)			
	d	12875-1033-2000-0000	Coastal Structures Inspections and Review of Sand/Rock Sources - Finance - Transfer From Reserve	(30,000.00)	12	12875-1033-2000-0000	Coastal Structures Inspections and Review of Sand/Rock Sources - Finance - Transfer From Reserve	(15,000.00)	12	15,000.00	15,000.00	1016: Coastal and Climate Adaptation Reserve	Adjustment to the recoup of reserve funding after year end reconciliation
		??	Retained Earnings	30,000.00	12	??	Retained Earnings	15,000.00	12	(15,000.00)			
		10-9000-9000-7053-0	Reserve Cash	(30,000.00)	12	10-9000-9000-7053-0	Reserve Cash	(15,000.00)	12	15,000.00			
		10-9000-9000-7051-0	Muni Cash	30,000.00	12	10-9000-9000-7051-0	Muni Cash	15,000.00	12	(15,000.00)			
7	a					??	Restricted Liability (Grant Cash)	(24,930.00)	??	(24,930.00)			Actual receipt of grant cash
						10-9000-9000-7051-0	Muni Cash	(24,930.00)	??	(24,930.00)			Transfer from muni cash to restricted cash
						??	Restricted Asset (Grant Cash)	24,930.00	??	24,930.00			
						14811-1020-3280-0000	Old Dunsborough Boat Ramp Scour Protection - Engineering Technical Management - Contractors	33,240.00	??	33,240.00			Actual expenditure timing
	b					10-9000-9000-7051-0	Muni Cash	(33,240.00)	??	(33,240.00)			
						14811-1020-1215-0000	Old Dunsborough Boat Ramp Scour Protection - Engineering Technical Management - Capital Grants	(24,930.00)	12	(24,930.00)			Recoup of grant funding after year end reconciliation
	c					??	Restricted Liability (Grant Cash)	24,930.00	12	24,930.00			
						10-9000-9000-7051-0	Muni Cash	24,930.00	12	24,930.00			
						??	Restricted Asset (Grant Cash)	(24,930.00)	12	(24,930.00)			
						14811-1033-2000-0000	Old Dunsborough Boat Ramp Scour Protection - Finance - Transfer From Reserve	(8,310.00)	12	(8,310.00)	(8,310.00)	1048: Other Infrastructure (Drainage, Signage Etc) Reserve	Recoup of reserve funding after year end reconciliation
	d					??	Retained Earnings	8,310.00	12	8,310.00			
						10-9000-9000-7053-0	Reserve Cash	(8,310.00)	12	(8,310.00)			
						10-9000-9000-7051-0	Muni Cash	8,310.00	12	8,310.00			
											216,065.00		

BUDGET ADJUSTMENT REFERENCE #	ITEM #	EXISTING				PROPOSED				NET BUDGET CHANGE	RESERVE IMPACT	RESERVE NAME	ADDITIONAL OFFICER COMMENTARY
		ACCOUNT CODE STRING	DESCRIPTIONS (Project-Cost Centre-Natural Account)	AMOUNT DR / (CR)	PERIODS AFFECTING	ACCOUNT CODE STRING	DESCRIPTIONS (Project-Cost Centre-Natural Account)	AMOUNT DR / (CR)	PERIODS AFFECTING				
6	a	12874-1020-3280-0000	Coastal Protection - Busseton Jetty Wave Monitoring - Engineering Technical Management - Contractors	60,000.00	12	12874-1020-3280-0000	Coastal Protection - Busseton Jetty Wave Monitoring - Engineering Technical Management - Contractors	10,000.00	9	(50,000.00)			Actual expenditure timing
		10-9000-9000-7051-0	Muni Cash	(60,000.00)	12	10-9000-9000-7051-0	Muni Cash	(10,000.00)	9	50,000.00			
		12874-1033-2000-0000	Coastal Protection - Busseton Jetty Wave Monitoring - Finance - Transfer From Reserve	(60,000.00)	12	12874-1033-2000-0000	Coastal Protection - Busseton Jetty Wave Monitoring - Finance - Transfer From Reserve	(10,000.00)	12	50,000.00	50,000.00	1016: Coastal and Climate Adaptation Reserve	Adjustment to the recoup of reserve funding after year end reconciliation
		??	Retained Earnings	60,000.00	12	??	Retained Earnings	10,000.00	12	(50,000.00)			
	b	10-9000-9000-7053-0	Reserve Cash	(60,000.00)	12	10-9000-9000-7053-0	Reserve Cash	(10,000.00)	12	50,000.00			
		10-9000-9000-7051-0	Muni Cash	60,000.00	12	10-9000-9000-7051-0	Muni Cash	10,000.00	12	(50,000.00)			
	c					14738-1020-3280-0000	Wave and Tide Sensor Monitoring Buoys - Engineering Technical Management - Contractors	50,000.00	9	50,000.00			Actual expenditure timing
						10-9000-9000-7051-0	Muni Cash	(50,000.00)	9	(50,000.00)			
						10-9000-9000-7051-0	Muni Cash	20,000.00	??	20,000.00			
						??	Restricted Liability (Grant Cash)	(20,000.00)	??	(20,000.00)			Actual receipt of grant cash

12.11 Finance Committee - 8/3/2023 - BUDGET AMENDMENT - PLANT

STRATEGIC THEME	LEADERSHIP - A Council that connects with the community and is accountable in its decision making.
STRATEGIC PRIORITY	4.5 Responsibly manage ratepayer funds to provide for community needs now and in the future.
SUBJECT INDEX	Budget Amendments
BUSINESS UNIT	Waste and Fleet Services
REPORTING OFFICER	Manager Waste and Fleet Services - Mark Wong
AUTHORISING OFFICER	Director, Engineering and Works Services - Oliver Darby
NATURE OF DECISION	Executive: Substantial direction setting, including adopting budgets, strategies, plans and policies (excluding local planning policies); funding, donations and sponsorships; reviewing committee recommendations
VOTING REQUIREMENT	Absolute Majority
ATTACHMENTS	Attachment A Budget Amendment - Plant Details  

This item was considered by the Finance Committee at its meeting on 8/3/2023, the recommendations from which have been included in this report.

COMMITTEE RECOMMENDATION

That the Council endorse the following requested budget amendments:

	Amendment Description				
Item #	Budgeted Municipal Net Current Position	Operational Expenditure Budget	Capital Expenditure Budget	Asset Sales	Reserves or Restricted Assets
	Increase / (Decrease)	Increase / (Decrease)	Increase / (Decrease)	(Increase) / Decrease	Increase / (Decrease)
1	Plant to be removed from budget				
	-	-	(555,000)	202,800	352,200
2	Plant to be added to the budget				
	-	-	1,690,262	-	(1,690,262)
3	Budgeted non-capital plant items to be shifted to operations				
	-	73,600	(73,600)	-	-
TOTALS	-	73,600	1,061,662	202,800	(1,338,062)

OFFICER RECOMMENDATION

That the Council endorse the following requested budget amendments:

	Amendment Description				
Item #	Budgeted Municipal Net Current Position	Operational Expenditure Budget	Capital Expenditure Budget	Asset Sales	Reserves or Restricted Assets
	Increase / (Decrease)	Increase / (Decrease)	Increase / (Decrease)	(Increase) / Decrease	Increase / (Decrease)
1	Plant to be removed from budget				
	-	-	(555,000)	202,800	352,200
2	Plant to be added to the budget				
	-	-	1,690,262	-	(1,690,262)

3	Budgeted non-capital plant items to be shifted to operations				
	-	73,600	(73,600)	-	-
TOTALS	-	73,600	1,061,662	202,800	(1,338,062)

EXECUTIVE SUMMARY

This report seeks Council approval of budget amendments for items within the Engineering and Works Services directorate, as detailed in this report. Adoption of the officer recommendation will have no impact on the City's budgeted net current position.

BACKGROUND

In accordance with section 6.8(1) of the *Local Government Act 1995*, a local government is not to incur expenditure from its Municipal fund for an additional purpose except where the expenditure:

- is incurred in a financial year before the adoption of the annual budget by the local government; and
- is authorised in advance by Council resolution - absolute majority required; or
- is authorised in advance by the Mayor in an emergency.

Approval is therefore sought for budget amendments as outlined in the Officer Comment below.

OFFICER COMMENT

Council adopted its 2022/2023 Municipal budget on Wednesday 3rd August 2022 with a budget surplus position. Since then, officers have identified budgets that require adjustments within the Engineering and Works Services Directorate. It is good management practice to revise the adopted budget when it is known that circumstances have changed. In keeping with this practice, budgets are reviewed on a regular basis.

Amendments to the budget are categorised into the three key types as listed below:

1. Adjustments impacting the budget balance or net position of the City;
 2. Adjustments with no impact on the budget balance;
- Items 1 and 2**
3. Adjustments to transfer budget between capital and operating undertakings.

Item 3

Each item included in this amendment is explained in detail below.

Item 1 – Items that have been removed from the Budget:

Project code 12872 had \$35,000 for the purchase of an electric battery powered All-Terrain Vehicle (ATV) for the Busselton Jetty Tourist Park. Equipment manufacturers Kubota, Honda, Kawasaki, Landboss and CFMoto all indicated models in the pipeline, but none are practically available at present. Only Polaris, Melex and Crossfire Motorcycles (rebranded from Hisun Motors) brands are capable of supplying an electric ATV, though manufacturers Polaris and Melex have not responded to a request for quotation relating to pricing and availability.

Crossfire Motorcycles in Perth or Hisun Motors, which are sold through Extreme Motos in Melbourne have replied with a price, the availability is problematic.

Consequently, the recommendation is to defer the acquisition to the next financial year, with the hopeful view on easing on supply demands, along with the potential for more than one manufacturer being able to offer a product meeting the City's requirements.

Project codes 12880 to 12882, 12894, 12895, 12897, 12898, 12900, 12901, 12931 and 12948 all relate to plant items that will be purchased in the new financial year. They are from different makes and are all impacted by supply chain issues with the manufacturers' indicating they will not be able to supply the plant before the end of the financial year due to the backlog of orders from COVID-19 plant shutdowns and the computer chip crisis.

Item 2 Items that are added to the List:

Plant items relating to project codes 14744, 14746, 14753, 14763, 14765, 14766, 14767, 14768, 14770, 14773, 14805 are requested to be added to the Budget.

Due to a technicality in developing the Capital Works budget document during the change to the new Chart of Accounts (COA), the information contained in the datasets did not transpose across accurately. Therefore, those plant items, whose orders were made during the 2022/23 financial year in the old CoA, are now requested to be added to the Budget.

Item 3 – Items that are shifted from Capital to Operating expense:

Project code 12905, which had an allocation of \$40,000 for Plant Purchases (P11) – Minor Plant (Non-Capital), and Project code 12907 which had an allocation of \$15,000 for Plant Purchases (P12) – Minor Plant (Non-Capital) will require a shift from the Capital accounts into the Operational project account codes, 14775 (for P11) and 14776 (for P12) respectively.

Due to same technicality mentioned above, the information contained in the datasets did not transpose across accurately.

Project codes 12871, 12909 and 12910 relate to minor plant items at the Busselton Jetty Tourist Park with a value less than \$5,000, and are therefore not capitalised. Similarly with items 12933 and 12934, located at the Airport.

Statutory Environment

Section 6.8 of the *Local Government Act 1995* refers to expenditure from the Municipal fund that is not included in the annual budget. In the context of this report, where no budget allocation exists, expenditure is not to be incurred until such time as it is authorised in advance, by an absolute majority decision of the Council.

Relevant Plans and Policies

There are multiple plans and policies that support the proposed budget amendments, in particular, asset management plans and the Long Term Financial Plan.

Financial Implications

The following table summarises the financial implications. The attached detailed budget amendments table outlines the specific detailed alterations to the adopted budget required in the financial system.

	(Increase) / Decrease in Operational Revenue	Increase / (Decrease) in Operational Expenditure	(Increase) / Decrease in Capital Revenue	Increase / (Decrease) in Capital Expenditure	Increase / (Decrease) in Reserves and/or Restricted Assets	Increase / (Decrease) in Net Current Position
Item 1	-	-	202,800	(555,000)	352,200	-
Item 2	-	-	-	1,690,262	(1,690,262)	-
Item 3	-	73,600	-	(73,600)	-	-
TOTALS	-	73,600	202,800	1,061,662	(1,338,062)	-

There is a positive impact on the Plant Reserve as this Budget Amendment value is slightly less than that what was adopted as part of the Long Term Financial Plan's (LTFP) \$1,473,720 Reserve Funded amount.

Stakeholder Consultation

No external stakeholder consultation was required or undertaken in relation to this matter.

Risk Assessment

An assessment of the potential implications of implementing the officer recommendation has been undertaken using the City's risk management framework, with risks assessed taking into account any controls already in place. No risks of a medium or greater level have been identified.

Options

As an alternative to the proposed recommendation the Council could decide not to proceed with some or all the proposed budget amendment requests.

CONCLUSION

Council's approval is sought to amend the budget as per the above-mentioned details contained in this report.

TIMELINE FOR IMPLEMENTATION OF OFFICER RECOMMENDATION

If the officer recommendation is endorsed, the budget amendment will be processed within a month of being approved.

City of Busselton Mid-Year Budget Review of Plant Items Requiring Budget Amendment For Period Ended 31 December 2022																			
Project	Project Description	A		B		C		D		Revenue		Reserve	Variance to Full Year Budget (A+C)	Predicted (Over) / Under Spend	Reserve Impact (Positive) / Negative	Muni Impact if no amendment	Is a BA Required to Remove / Increase / Add on Y / N	Asset Sales	Operating Account String
		Expense	Expense	Expense	Expense	Expense	Expense	2022/23	2022/23	2022/23	2022/23								
		2022/23	2022/23	2022/23	2022/23	2022/23	2022/23	2022/23	2022/23	2022/23									
		Actual YTD	Amended Budget YTD	Commitments as at Dec	Variance YTD =B-(A+C)	Amended Budget	Budget Original												
		\$	\$		\$	\$	\$		\$		\$	\$	\$	\$	\$	\$			
Plant and Equipment																			
ITEM 1 - Remove from Budget																			
12872	Busselton Jetty Tourist Park - Battery Powered Mule(C)	-	-	-	-	35,000	35,000	(35,000)	1010: Busselton Jetty Tourist Park Reserve	35,000	35,000	(35,000)	-	Y		0			
12880	Plant Purchases (P11) - Water Tank 4,500 LT with Pump & (C)	-	-	-	-	15,000	15,000	(14,200)	1051: Plant Replacement Reserve	15,000	15,000	(14,200)	-	Y		800			
12881	Plant Purchases (P11) - HINO FD1024 Beavertail Truck (tur(C)	-	-	-	-	110,000	110,000	(61,500)	1051: Plant Replacement Reserve	110,000	110,000	(61,500)	-	Y		48,500			
12882	Plant Purchases (P11) - Isuzu NPR65-190 Single Cab (Turf (C)	-	-	-	-	90,000	90,000	(65,000)	1051: Plant Replacement Reserve	90,000	90,000	(65,000)	-	Y		25,000			
12894	Plan and Dev - Replacement Comp - Nissan X-trail(C)	-	-	-	-	35,000	35,000	(18,000)	1051: Plant Replacement Reserve	35,000	35,000	(18,000)	-	Y		17,000			
12895	Engineering and Works Services - Replacement Asset Manager(C)	-	-	-	-	35,000	35,000	(18,500)	1051: Plant Replacement Reserve	35,000	35,000	(18,500)	-	Y		16,500			
12897	Engineering and Works Services - Replacement Isuzu D-Max (C)	-	-	-	-	42,000	42,000	(27,500)	1051: Plant Replacement Reserve	42,000	42,000	(27,500)	-	Y		14,500			
12898	Engineering and Works Services - Replacement Mitsubishi GJC(C)	-	-	-	-	42,000	42,000	(27,500)	1051: Plant Replacement Reserve	42,000	42,000	(27,500)	-	Y		14,500			
12900	Engineering and Works Services - Replacement Toyota Hilux(C)	-	-	-	-	42,000	42,000	(22,000)	1051: Plant Replacement Reserve	42,000	42,000	(22,000)	-	Y		20,000			
12901	Engineering and Works Services - Replacement Toyota Hilux(C)	-	-	-	-	42,000	42,000	(22,000)	1051: Plant Replacement Reserve	42,000	42,000	(22,000)	-	Y		20,000			
12931	Airport Operations - Replacement Deutz/able 75KVA Generat(C)	-	-	-	-	25,000	25,000	(19,000)	1069: Airport Infrastructure Renewal and Replacement Reserve	25,000	25,000	(19,000)	-	Y		6,000			
12948	Environmental Health Serv Admin-Health Ute(C)	-	-	-	-	42,000	42,000	(22,000)	1051: Plant Replacement Reserve	42,000	42,000	(22,000)	-	Y		20,000			
		-	-	-	-	555,000	555,000	(352,700)		555,000		(352,700)				202,800			
ITEM 2 - Add to Budget																			
14744	MITSUBISHI PAJERO GLX 4X4 (R RUNCO REPL194122)(C)	-	-	41,083	(41,083)	-	-	-	1051: Plant Replacement Reserve	(41,083)	(41,083)	-	(41,083)	Y					
14746	TOYOTA HILUX 4X4 SIN CAB UTIL TRAY (PARK-EFREP196100)(C)	-	-	44,017	(44,017)	-	-	-	1051: Plant Replacement Reserve	(44,017)	(44,017)	-	(44,017)	Y					
14753	FLOODRITE 10,000L WATER TANK (CONST) REPL P198111(C)	40,270	-	-	(40,270)	-	-	-	1051: Plant Replacement Reserve	(40,270)	(40,270)	-	(40,270)	Y					
14763	FORD ESCAPE ST LINE 2WD (FLEET COOR) Repl P194126(C)	34,128	-	-	(34,128)	-	-	-	1051: Plant Replacement Reserve	(34,128)	(34,128)	-	(34,128)	Y					
14765	MITSUBISHI PAJERO SPORT 4X4 SUV REP P196110(C)	39,931	-	-	(39,931)	-	-	-	1051: Plant Replacement Reserve	(39,931)	(39,931)	-	(39,931)	Y					
14766	NISSAN X-TRAIL AWD (EVENTS COORD) REP P192024(C)	36,642	-	-	(36,642)	-	-	-	1051: Plant Replacement Reserve	(36,642)	(36,642)	-	(36,642)	Y					
14767	TOYOTA HILUX 4WD DUAL CAB UTILITY (RANGER SER)RepP196102(C)	53,364	-	-	(53,364)	-	-	-	1051: Plant Replacement Reserve	(53,364)	(53,364)	-	(53,364)	Y					
14768	TOYOTA HILUX SR 4X4 DUAL CAB U (G STEWART) REPL P196098(C)	49,508	-	-	(49,508)	-	-	-	1051: Plant Replacement Reserve	(49,508)	(49,508)	-	(49,508)	Y					
14770	VOLVO FE230 6X4 RUBBISH COMPA Repl. P166020(C)	426,679	-	-	(426,679)	-	-	-	1051: Plant Replacement Reserve	(426,679)	(426,679)	-	(426,679)	Y					
14773	KOMATSU G0655-7 MOTOR GRADER (CONSTR.) REPL P103002(C)	-	-	410,800	(410,800)	-	-	-	1051: Plant Replacement Reserve	(410,800)	(410,800)	-	(410,800)	Y					
14805	TOYOTA RAV4 HYBRID 4X2 SUV (REP P194120)(C)	35,217	-	-	(35,217)	-	-	-	1051: Plant Replacement Reserve	(35,217)	(35,217)	-	(35,217)	Y					
New	Hort Truck (East)	-	-	100,540	(100,540)	-	-	-	1051: Plant Replacement Reserve	(100,540)	(100,540)	-	(100,540)	Y					
New	Hort Truck (West)	-	-	111,192	(111,192)	-	-	-	1051: Plant Replacement Reserve	(111,192)	(111,192)	-	(111,192)	Y					
New	CBD Truck (West)	-	-	111,280	(111,280)	-	-	-	1051: Plant Replacement Reserve	(111,280)	(111,280)	-	(111,280)	Y					
New	Construction Truck	-	-	95,610	(95,610)	-	-	-	1051: Plant Replacement Reserve	(95,610)	(95,610)	-	(95,610)	Y					
New	CEO VEHICLE	-	-	60,000	(60,000)	-	-	-	1051: Plant Replacement Reserve	(60,000)	(60,000)	-	(60,000)	Y					
		715,740	-	974,522	(1,690,262)	-	-	-		(1,690,262)		(1,690,262)							
ITEM 3 - Shift from Capital to Operating																			
12871	Busselton Jetty Tourist Park - Replace Schl FS110 Brush(C)	-	-	-	-	1,000	1,000	(1,000)	1010: Busselton Jetty Tourist Park Reserve	1,000	1,000	(1,000)	-	Y		0	10297-1008-3300-0000		
12905	Plant Purchases (P11) - Minor Plant (Non-Capital)(C)	-	-	-	-	40,000	40,000	(36,000)	1051: Plant Replacement Reserve	40,000	40,000	(36,000)	-	Y		4,000	14775-1024-3300-0000		
12907	Plant Purchases (P12) - Minor Plant (Non-Capital)(C)	-	-	-	-	15,000	15,000	(13,500)	1051: Plant Replacement Reserve	15,000	15,000	(13,500)	-	Y		1,500	14776-1024-3300-0000		
12909	Busselton Jetty - Replacement Schl M5381 Chainsaw(C)	-	-	-	-	2,000	2,000	(1,891)	1038: Jetty Maintenance Reserve	2,000	2,000	(1,891)	-	Y		109	10048-1019-3300-0000		
12910	Busselton Jetty - Replacement Honda EU20 Generator (jetty)(C)	-	-	-	-	3,000	3,000	(2,827)	1038: Jetty Maintenance Reserve	3,000	3,000	(2,827)	-	Y		173	10048-1019-3300-0000		
12915	Waste Management - Plant Replacement Minor (Non Capital)(C)	-	-	-	-	10,000	10,000	(10,000)	1063: Waste Facilities and Plant Reserve	10,000	10,000	(10,000)	-	Y		0	12225-1026-3300-0000		
12933	Airport Operations - Replacement Schl F594R CE Brushcut(C)	-	-	-	-	700	700	(600)	1069: Airport Infrastructure Renewal and Replacement Reserve	700	700	(600)	-	Y		100	10594-1008-3300-0000		
12934	Airport Operations - Replacement Bar Pterol 3000PSI Press(C)	-	-	-	-	1,500	1,500	(1,150)	1069: Airport Infrastructure Renewal and Replacement Reserve	1,500	1,500	(1,150)	-	Y		350	10594-1008-3300-0000		
12935	Airport Operations - Replacement Blower(C)	-	-	-	-	400	400	(350)	1069: Airport Infrastructure Renewal and Replacement Reserve	400	400	(350)	-	Y		50	10594-1008-3300-0000		
		-	-	-	-	73,600	73,600	(67,318)		73,600		(67,318)				6,282			
		715,740	-	974,522	(1,690,262)	628,600	628,600	(419,518)		(1,061,662)	(1,061,662)	(419,518)	(1,690,262)			209,082			

20. CONFIDENTIAL REPORTS**20.1 Audit and Risk Committee - 8/3/2023 - OAG GENERAL COMPUTER CONTROLS AUDIT 2022****RECOMMENDATION**

That the meeting is closed to members of the public to discuss the following items which are confidential for the reasons as shown.

This report contains information of a confidential nature in accordance with Section 5.23(2(f)(ii) of the *Local Government Act 1995*, as it contains information relating to a matter that if disclosed, could be reasonably expected to endanger the security of the local government's property.