

Finance Committee Agenda

3 May 2023

ALL INFORMATION AVAILABLE IN VARIOUS FORMATS ON REQUEST

city@busselton.wa.gov.au

CITY OF BUSSELTON

MEETING NOTICE AND AGENDA – 3 MAY 2023

TO: THE MAYOR AND COUNCILLORS

NOTICE is given that a meeting of the Finance Committee will be held in the Council Chambers, Administration Building, Southern Drive, Busselton on Wednesday, 3 May 2023, commencing at 10:00am.

The attendance of Committee Members is respectfully requested.

DISCLAIMER

Statements or decisions made at Council meetings or briefings should not be relied on (or acted upon) by an applicant or any other person or entity until subsequent written notification has been given by or received from the City of Busselton. Without derogating from the generality of the above, approval of planning applications and building permits and acceptance of tenders and quotations will only become effective once written notice to that effect has been given to relevant parties. The City of Busselton expressly disclaims any liability for any loss arising from any person or body relying on any statement or decision made during a Council meeting or briefing.



TONY NOTTLE

CHIEF EXECUTIVE OFFICER

28 April 2023

CITY OF BUSSELTON

AGENDA FOR THE FINANCE COMMITTEE MEETING TO BE HELD ON 3 MAY 2023

TABLE OF CONTENTS

ITEM NO.	SUBJECT	PAGE NO.
1.	DECLARATION OF OPENING, ACKNOWLEDGEMENT OF COUNTRY AND ANNOUNCEMENT OF VISITORS	4
2.	ATTENDANCE	4
3.	PUBLIC QUESTION TIME.....	4
4.	DISCLOSURE OF INTERESTS	4
5.	CONFIRMATION OF MINUTES	4
5.1	Minutes of the Finance Committee Meeting held 5 April 2023	4
6.	REPORTS	5
6.1	LIST OF PAYMENTS MADE - MARCH 2023	5
6.2	FINANCIAL ACTIVITY STATEMENTS - YEAR TO DATE AS AT 31 MARCH 2023	17
7.	NEXT MEETING DATE	60
8.	CLOSURE	60

1. **DECLARATION OF OPENING, ACKNOWLEDGEMENT OF COUNTRY AND ANNOUNCEMENT OF VISITORS**

2. **ATTENDANCE**

Apologies

3. **PUBLIC QUESTION TIME**

4. **DISCLOSURE OF INTERESTS**

5. **CONFIRMATION OF MINUTES**



5.1 **Minutes of the Finance Committee Meeting held 5 April 2023**

RECOMMENDATION

That the Minutes of the Finance Committee Meeting held 5 April 2023 be confirmed as a true and correct record.

6. REPORTS

6.1 LIST OF PAYMENTS MADE - MARCH 2023

STRATEGIC THEME	LEADERSHIP - A Council that connects with the community and is accountable in its decision making.
STRATEGIC PRIORITY	4.2 Deliver governance systems that facilitate open, ethical and transparent decision making.
SUBJECT INDEX	List of Payments
BUSINESS UNIT	Financial Services
REPORTING OFFICER	Manager Financial Services - Paul Sheridan
AUTHORISING OFFICER	Acting Director, Finance and Corporate Services - Sarah Pierson
NATURE OF DECISION	Executive: Substantial direction setting, including adopting budgets, strategies, plans and policies (excluding local planning policies); funding, donations and sponsorships; reviewing committee recommendations
VOTING REQUIREMENT	Simple Majority
ATTACHMENTS	Attachment A List of Payments - March 2023  

OFFICER RECOMMENDATION

That the Council notes payment of voucher numbers for the month of March 2023 as follows:

CHEQUE PAYMENTS	119611 - 119646	54,806.98
ELECTRONIC FUNDS TRANSFER PAYMENTS	93902 - 94201 and 94206 to 94540	7,970,944.89
TRUST ACCOUNT PAYMENTS	EFT# 94202 - 94205	25,949.96
PAYROLL PAYMENTS	01.03.23 - 31.03.23	164,967.34
INTERNAL PAYMENT VOUCHERS	DD #5221 - 5252	1,709,387.95
TOTAL PAYMENTS		9,926,057.12

EXECUTIVE SUMMARY

This report provides details of payments made from the City's bank accounts for the month of March 2023 for noting by the Council and recording in the Council Minutes.

BACKGROUND

The *Local Government (Financial Management) Regulations 1996* (the Regulations) requires that, when the Council has delegated authority to the CEO to make payments from the City's bank accounts, a list of payments made is prepared each month for presentation to, and noting by, the Council.

OFFICER COMMENT

In accordance with regular custom, the list of payments made for the month of March 2023 is presented for information.

Statutory Environment

Section 6.10 of the *Local Government Act 1995* and more specifically Regulation 13 of the Regulations refer to the requirement for a listing of payments made each month to be presented to the Council.

Relevant Plans and Policies

There are no relevant plans or policies to consider in relation to this matter.

Financial Implications

There are no financial implications associated with the officer recommendation.

Stakeholder Consultation

No external stakeholder consultation was required or undertaken in relation to this matter.

Risk Assessment

An assessment of the potential implications of implementing the officer recommendation has been undertaken using the City's risk management framework, with risks assessed taking into account any controls already in place. No risks of a medium or greater level have been identified.

Options

Not applicable.

CONCLUSION

The list of payments made for the month of March 2023 is presented for information.

TIMELINE FOR IMPLEMENTATION OF OFFICER RECOMMENDATION

Not applicable.

6.1 Attachment A

List of Payments - March 2023



LISTING OF PAYMENTS MADE
UNDER DELEGATED AUTHORITY
FOR THE MONTH OF MARCH 2023

CHEQUE PAYMENTS	119611 - 119646	54,806.98
ELECTRONIC FUNDS TRANSFER PAYMENTS	93902 - 94201 and 94206 to 94540	7,970,944.89
TRUST ACCOUNT PAYMENTS	EFT# 94202 - 94205	25,949.96
PAYROLL PAYMENTS	01.03.23 - 31.03.23	164,967.34
INTERNAL PAYMENT VOUCHERS	DD #5221 - 5252	1,709,387.95
		9,926,057.12

CHEQUE PAYMENTS MARCH 2023				
DATE	REF #	NAME	DESCRIPTION	AMOUNT \$
29/03/2023	119645	ANDREW JOHN PADMAN	REFUND OF RATE OVERPAYMENT	750.00
15/03/2023	119639	ANITA RENEE DEMOPOULOS	REFUND OF RATE OVERPAYMENT	407.09
15/03/2023	119634	ANTHONY GERARD CROLLA	REFUND OF RATE OVERPAYMENT	750.00
10/03/2023	119618	ARTGEO PETTY CASH	PETTY CASH REIMBURSEMENT	167.25
2/03/2023	119614	VOIDED	VOIDED	-
15/03/2023	119631	BROOKE MICHELLE COOPER	REFUND OF RATE OVERPAYMENT	750.00
10/03/2023	119619	BUSSELTON PUBLIC LIBRARY - PETTY CASH	PETTY CASH REIMBURSEMENT	217.50
10/03/2023	119617	CITY OF BUSSELTON - PETTY CASH	PETTY CASH REIMBURSEMENT	186.05
10/03/2023	119620	CITY OF BUSSELTON DEPOT - PETTY CASH	PETTY CASH REIMBURSEMENT	89.95
15/03/2023	119621	DEPARTMENT OF TRANSPORT	PLANT REGISTRATION	981.00
29/03/2023	119641	DEPARTMENT OF TRANSPORT	PLANT REGISTRATION	327.00
29/03/2023	119646	DIANNE GEORGINA & ROBERT LESTER WALLIS	REFUND OF RATE OVERPAYMENT	750.00
15/03/2023	119628	DONALD GEOFFREY SLOAN	REFUND OF RATE OVERPAYMENT	750.00
8/03/2023	119615	DUNSBOROUGH POST OFFICE	POSTAL SERVICE	545.00
15/03/2023	119637	ESTATE OF VANESSA MARIE LOWDEN	REFUND OF RATE OVERPAYMENT	776.50
29/03/2023	119644	FRANCIS IAN & PAMELA-ANNE SHANKS	REFUND OF RATE OVERPAYMENT	750.00
15/03/2023	119624	JANE EVELYN AINSWORTH	REFUND OF RATE OVERPAYMENT	92.33
15/03/2023	119630	JOAN ROBINSON	REFUND OF RATE OVERPAYMENT	700.07
15/03/2023	119623	KATHERINE & MARIN ROBIN SHEGEDIN	REFUND OF RATE OVERPAYMENT	666.30
15/03/2023	119635	KEVIN JOHN & SUSAN MARY TROTT	REFUND OF RATE OVERPAYMENT	100.00
15/03/2023	119625	KRISTY ANN STONE	REFUND OF RATE OVERPAYMENT	750.00
15/03/2023	119626	LESTER MOORE	REFUND OF RATE OVERPAYMENT	100.00
15/03/2023	119622	MAXINE LEE HOLMES	REFUND OF RATE OVERPAYMENT	803.12
15/03/2023	119627	MICHAEL VAGG	REFUND OF RATE OVERPAYMENT	78.36
29/03/2023	119642	MICHELLE CHRISTINE JAMES	REFUND OF RATE OVERPAYMENT	750.00
29/03/2023	119643	MOIRA AILEEN POORE	REFUND OF RATE OVERPAYMENT	375.00
15/03/2023	119632	PATRICIA ANNE ABBOTT	REFUND OF RATE OVERPAYMENT	750.00
15/03/2023	119638	ROSALINE ANN KENT	REFUND OF RATE OVERPAYMENT	375.00
15/03/2023	119636	SALLYANN KING	REFUND OF RATE OVERPAYMENT	750.00
15/03/2023	119633	TERRY JOHN & ALISON LESLEY SANBROOK	REFUND OF RATE OVERPAYMENT	750.00
2/03/2023	119611	VOIDED	VOIDED	-
2/03/2023	119612	VOIDED	VOIDED	-
2/03/2023	119613	VOIDED	VOIDED	-
10/03/2023	119616	VOIDED	VOIDED	-
22/03/2023	119640	WATER CORPORATION	WATER SERVICES	38,819.46
15/03/2023	119629	WENDY LOUISE & TREVOR LESLIE DOLAN	REFUND OF RATE OVERPAYMENT	750.00
				54,806.98

EFT PAYMENTS MARCH 2023				
DATE	REF #	NAME	DESCRIPTION	AMOUNT \$
22/03/2023	94362	360 ENVIRONMENTAL	ENVIRONMENTAL CONSULTANCY	8,844.00
8/03/2023	94146	A D COOTE & CO	LIGHT POLES - VASSE OVAL	31,213.60
15/03/2023	94197	ABBY LUCAS	STAFF REIMBURSEMENT	151.70
22/03/2023	94272	ACTION KERBING	KERBING SERVICES	480.00
8/03/2023	94133	ACTIV FOUNDATION INC	MAINTENANCE SERVICES	48,542.67
8/03/2023	93926	ACURIX NETWORKS	INTERNET WIFI ACCESS	3,996.65
8/03/2023	93988	ADVAM PTY LTD	AIRPORT CARPARK CREDIT CARD TRANSACTIONS	545.39
8/03/2023	93973	ADVANCED SEALING TRUST	MAINTENANCE SERVICES	1,644.00
22/03/2023	94297	ADVANCED SEALING TRUST	MAINTENANCE SERVICES	506.00
8/03/2023	93991	ADVENTURE+	PLAYGROUND EQUIPMENT	1,551.00
8/03/2023	93983	AERODROME MANAGEMENT SERVICES PTY LTD	AIR SERVICES	29,914.83
8/03/2023	94000	AFGRI EQUIPMENT	MACHINERY EQUIPMENT PARTS AND SERVICE	77.39
22/03/2023	94485	AIRPORT LIGHTING SPECIALISTS	ELECTRICAL SERVICES	9,477.60
8/03/2023	94074	AIRWORKS CONSULTING PTY LTD	AIRPORT CONSULTING	4,158.00
8/03/2023	94100	AL FORNO	CATERING	1,022.00
15/03/2023	94182	ALINTA ENERGY	ELECTRICITY	59.40
8/03/2023	94019	ALISON BURTON	ART SALES	31.50
22/03/2023	94236	ALL WEST BUILDING APPROVALS PTY LTD	BUILDING APPLICATION ASSESSMENTS	1,650.00
8/03/2023	94054	ALLAN GUTHRIE	FIRE DEPARTMENT HONORARIUM	664.25
22/03/2023	94507	ALLOY & STAINLESS PRODUCTS PTY LTD	PLANT PURCHASES / SERVICES / PARTS	990.50
8/03/2023	93942	ALPHA PEST ANIMAL SOLUTIONS	FOX BAITING	896.50
22/03/2023	94255	ALPHA PEST ANIMAL SOLUTIONS	FOX BAITING	1,188.00
8/03/2023	93981	ALPINE LAUNDRY PTY LTD	COMMERCIAL LAUNDRY	433.70
22/03/2023	94304	ALPINE LAUNDRY PTY LTD	COMMERCIAL LAUNDRY	336.54
22/03/2023	94352	ALTUS GROUP CONSULTING PTY LTD	COST MANAGEMENT SERVICES	7,282.00
22/03/2023	94473	AMITY SIGNS	SIGNAGE SERVICES	77.00
29/03/2023	94522	ANGELA GRIFFIN	STAFF REIMBURSEMENT	315.34
22/03/2023	94373	ANNETTE ROBERTS	BJTP REFUND	84.00
8/03/2023	93982	AQUATIC SERVICES WA PTY LTD	POOL SERVICE AND MAINTENANCE	3,476.00
22/03/2023	94305	AQUATIC SERVICES WA PTY LTD	POOL SERVICE AND MAINTENANCE	1,701.70
8/03/2023	93921	ARBOR GUY	TREE MAINTENANCE SERVICES - OLD BROADWATER FARM, JUNEE PLACE, TAYLOR PLACE	23,667.35
22/03/2023	94278	ARBOR GUY	TREE MAINTENANCE SERVICES - YUNGARRA DR	64,127.15
22/03/2023	94290	ARM SECURITY	SECURITY SYSTEMS SUPPLY AND MONITORING	407.34
22/03/2023	94433	ARTS AND CULTURE TRUST	VENUE RENTALS	1,035.28
8/03/2023	94078	ATTEKUS	ONLINE BOOKING, EVENT SOFTWARE	842.19
15/03/2023	94175	AUSQ TRAINING	TRAINING SERVICES	1,500.00
22/03/2023	94239	AUSQ TRAINING	TRAINING SERVICES	3,798.00
22/03/2023	94394	AUSTRALIA AND NEW ZEALAND RECYCLING PLATFORM LTD	E-WASTE COLLECTION	3,868.92
8/03/2023	94125	AUSTRALIA POST	POSTAL SERVICE	5,731.02
22/03/2023	94461	AUSTRALIA POST	POSTAL SERVICE	2,245.51
9/03/2023	93906	AUSTRALIAN TAXATION OFFICE	PAYG TAXATION	250,504.00
23/03/2023	94210	AUSTRALIAN TAXATION OFFICE	PAYG TAXATION	273,138.00
8/03/2023	94055	AUTO ONE TRADING PTY LTD	AUTOMOTIVE	961.56



LISTING OF PAYMENTS MADE
UNDER DELEGATED AUTHORITY
FOR THE MONTH OF MARCH 2023

CHEQUE PAYMENTS	119611 - 119646	54,806.98
ELECTRONIC FUNDS TRANSFER PAYMENTS	93902 - 94201 and 94206 to 94540	7,970,944.89
TRUST ACCOUNT PAYMENTS	EFT# 94202 - 94205	25,949.96
PAYROLL PAYMENTS	01.03.23 - 31.03.23	164,967.34
INTERNAL PAYMENT VOUCHERS	DD #5221 - 5252	1,709,387.95
		9,926,057.12

22/03/2023	94391	AUTO ONE TRADING PTY LTD	AUTOMOTIVE	1,667.63
8/03/2023	94008	AV TRUCK SERVICES PTY LTD	VEHICLE PARTS & MAINTENANCE	2,929.28
22/03/2023	94348	AV TRUCK SERVICES PTY LTD	VEHICLE PARTS & MAINTENANCE	191.30
8/03/2023	93939	AZILITY	IT SOFTWARE	988.90
8/03/2023	94137	B & B STREET SWEEPING	STREET SWEEPING SERVICE	3,049.06
22/03/2023	94471	B & B STREET SWEEPING	STREET SWEEPING SERVICE	34,377.61
22/03/2023	94333	BAKED BUSSELTON	BAKERY CATERING	169.30
8/03/2023	94032	BARBARA WEEKS	ART SALES	84.00
8/03/2023	93960	BARRY ALLEN ELECTRICAL SERVICES PTY LTD	ELECTRICAL SERVICES	1,725.82
22/03/2023	94274	BARRY ALLEN ELECTRICAL SERVICES PTY LTD	ELECTRICAL SERVICES - HALYTECH DLSP, ELECTRICAL TEMP DEPARTURE LOUNGE	30,559.44
22/03/2023	94505	BAY CABINETS	FURNITURE PRODUCT SUPPLIER	792.00
8/03/2023	94132	BAY SIGNS	SIGNAGE SERVICES	510.65
22/03/2023	94468	BAY SIGNS	SIGNAGE SERVICES	1,207.20
8/03/2023	93945	BCP CIVIL & PLANT	EXCAVATOR & PLANT HIRE	1,045.00
8/03/2023	93946	BCP LIQUID WASTE	LIQUID WASTE SERVICES	295.00
22/03/2023	94261	BCP LIQUID WASTE	LIQUID WASTE SERVICES	363.39
22/03/2023	94518	BEACHLANDS LAWNMOWING SERVICE	LAWN MOWING SERVICE	300.00
8/03/2023	94038	BETHWYN HALL	BITP REFUND	58.00
8/03/2023	94158	BG & E PTY LTD	CONSULTANCY SERVICES	12,059.30
8/03/2023	93950	BINDI NUTRITION PTY LTD	ENERGY AND NUTRITION PRODUCTS	269.89
8/03/2023	94060	BING TECHNOLOGIES PTY LTD	MAILING SERVICES	556.21
22/03/2023	94395	BING TECHNOLOGIES PTY LTD	MAILING SERVICES	1,031.55
22/03/2023	94358	BIO SOIL SOLUTIONS	LIQUID SOIL SOLUTIONS	220.00
8/03/2023	94129	BLACKWOODS	FLEET CONSUMABLES & MAINTENANCE PARTS	604.16
22/03/2023	94466	BLACKWOODS	FLEET CONSUMABLES & MAINTENANCE PARTS	787.92
8/03/2023	94048	BLUE ARMADILLO (ODILE BELL)	ART SALES	48.30
8/03/2023	94108	BOC GASES AUSTRALIA LTD	GAS SERVICES	110.18
22/03/2023	94443	BOC GASES AUSTRALIA LTD	GAS SERVICES	1,748.89
8/03/2023	94064	BRENDAN MURRAY	ART SALES	42.00
22/03/2023	94312	BRIAN YORKE	WATER CHARGES REIMBURSEMENT	1,128.45
8/03/2023	93924	BRIDGESTONE	TYRE SERVICES	940.78
22/03/2023	94233	BRIDGESTONE	TYRE SERVICES	46.20
29/03/2023	94531	BROAD CONSTRUCTION PTY LTD	CONSTRUCTION SERVICES	770,154.63
29/03/2023	94521	BRUCE THOMAS	STAFF REIMBURSEMENT	84.00
22/03/2023	94498	BSA ADVANCED PROPERTY SOLUTIONS	AIR CONDITIONING SERVICES	13,436.06
30/03/2023	94539	BSEWA	ELECTRICAL SERVICES	2,355.87
8/03/2023	94113	BUCHER MUNICIPAL PTY LTD	ENGINEERING - PLANT SPARES & SERVICING	120.62
22/03/2023	94447	BUCHER MUNICIPAL PTY LTD	ENGINEERING - PLANT SPARES & SERVICING	3,298.14
22/03/2023	94230	BUNBURY SUBARU	VEHICLE PURCHASES / SERVICES / PARTS	38,324.94
22/03/2023	94357	BUNBURY TRUCKS	PLANT PURCHASES / SERVICES / PARTS	2,785.43
8/03/2023	94141	BUNNINGS BUILDING SUPPLIES	HARDWARE SUPPLIES	1,995.06
22/03/2023	94476	BUNNINGS BUILDING SUPPLIES	HARDWARE SUPPLIES	4,526.62
8/03/2023	93965	BUSSELTON AGRICULTURAL SERVICES (WA) PTY LTD	RURAL SUPPLIES	2,098.00
22/03/2023	94286	BUSSELTON AGRICULTURAL SERVICES (WA) PTY LTD	RURAL SUPPLIES	300.00
22/03/2023	94229	BUSSELTON ALLSPORTS INC T/A BUSSELTON JETTY SWIM	JETTY SWIM SPONSORSHIP	19,800.00
22/03/2023	94234	BUSSELTON BEARING SERVICES	BEARING SUPPLIES	309.10
8/03/2023	94053	BUSSELTON BUILDING PRODUCTS	BUILDING PRODUCT SUPPLIER	365.30
22/03/2023	94389	BUSSELTON BUILDING PRODUCTS	BUILDING PRODUCT SUPPLIER	322.45
22/03/2023	94380	BUSSELTON DISTRICT JUNIOR FOOTBALL ASSOC	MINOR DONATION	949.00
8/03/2023	94150	BUSSELTON FOOTBALL & SPORTSMAN'S CLUB	ELECTRICITY REIMBURSEMENT	1,032.86
22/03/2023	94377	BUSSELTON HOSPICE GOLF DAY	MINOR DONATION	500.00
8/03/2023	93915	BUSSELTON HYDRAULIC SERVICES INC	HYDRAULIC SERVICES	811.73
22/03/2023	94219	BUSSELTON HYDRAULIC SERVICES INC	HYDRAULIC SERVICES	110.07
8/03/2023	93922	BUSSELTON LOCKSMITH	SECURITY SUPPLIES	220.00
22/03/2023	94232	BUSSELTON LOCKSMITH	SECURITY SUPPLIES	341.00
8/03/2023	94123	BUSSELTON MOTORS (MITSUBISHI/MAZDA)	VEHICLE PURCHASES / SERVICES / PARTS	1,907.35
22/03/2023	94459	BUSSELTON MOTORS (MITSUBISHI/MAZDA)	VEHICLE PURCHASES / SERVICES / PARTS	459.00
8/03/2023	94082	BUSSELTON PEST & WEED CONTROL	PEST CONTROL SERVICES	704.00
22/03/2023	94414	BUSSELTON PEST & WEED CONTROL	PEST CONTROL SERVICES	4,169.00
8/03/2023	94143	BUSSELTON REFRIGERATION & AIRCONDITIONING	REFRIGERATION/AIR CONDITIONING SERVICES	1,293.60
22/03/2023	94478	BUSSELTON REFRIGERATION & AIRCONDITIONING	REFRIGERATION/AIR CONDITIONING SERVICES	1,364.00
8/03/2023	94119	BUSSELTON RETRAVISION	ELECTRICAL SERVICES	210.00
29/03/2023	94534	BUSSELTON RETRAVISION	ELECTRICAL SERVICES	15.00
8/03/2023	94144	BUSSELTON STATE EMERGENCY SERVICE	PETTY CASH REIMBURSEMENT	909.93
22/03/2023	94277	BUSSELTON STOCKFEEDS & PET SUPPLIES	ANIMAL SUPPLIES	167.50
22/03/2023	94441	BUSSELTON TOYOTA	VEHICLE PURCHASES / SERVICES / PARTS	71,581.23
8/03/2023	94106	BUSSELTON WATER	WATER SERVICES	117,760.70
15/03/2023	94198	BUSSELTON WATER	WATER SERVICES	84.35
22/03/2023	94442	BUSSELTON WATER	WATER SERVICES	762.05
22/03/2023	94486	BUSSELTON WELDING SERVICES	WELDING SERVICES	1,463.00
22/03/2023	94295	BUTTIMES! PTY LTD T/A FIRESTATION	FOOD AND BEVERAGES	120.00
22/03/2023	94317	C & G NORRIS	WATER CHARGES REIMBURSEMENT	346.75
8/03/2023	94001	CAPE CELLARS BUSSELTON	REFRESHMENTS	758.50
22/03/2023	94344	CAPE CELLARS BUSSELTON	REFRESHMENTS	49.99
22/03/2023	94514	CAPE DRYCLEANERS	LINEN CLEANING SERVICES	11.20
22/03/2023	94509	CAPE RURAL CONTRACTING	FIRE CONTROL SERVICES	165.00
8/03/2023	94095	CARLEY O'NEIL	ART SALES	63.00
8/03/2023	94022	CAROL MULHEARN	ART SALES	188.00
8/03/2023	93994	CB TRAFFIC SOLUTIONS PTY LTD	TRAFFIC MANAGEMENT SERVICES	9,443.78
22/03/2023	94331	CB TRAFFIC SOLUTIONS PTY LTD	TRAFFIC MANAGEMENT SERVICES	34,299.39
22/03/2023	94445	CHADSON ENGINEERING	ENGINEERING SERVICES	276.65
22/03/2023	94328	CHOICECHEM	BITUMEN REMOVER	7,381.00
8/03/2023	94090	CHOICES FLOORING BUSSELTON	FLOORING SERVICES	5,742.00
22/03/2023	94409	CHRIS GOODEN	LAWN MOWING	1,520.00
22/03/2023	94251	CHRIS SHEEDY PANEL & PAINT	PANEL REPAIRS & REPLACEMENT	1,500.00



LISTING OF PAYMENTS MADE
UNDER DELEGATED AUTHORITY
FOR THE MONTH OF MARCH 2023

CHEQUE PAYMENTS	119611 - 119646	54,806.98
ELECTRONIC FUNDS TRANSFER PAYMENTS	93902 - 94201 and 94206 to 94540	7,970,944.89
TRUST ACCOUNT PAYMENTS	EFT# 94202 - 94205	25,949.96
PAYROLL PAYMENTS	01.03.23 - 31.03.23	164,967.34
INTERNAL PAYMENT VOUCHERS	DD #5221 - 5252	1,709,387.95
		9,926,057.12

8/03/2023	94025	CHRISTINE CRESSWELL	ART SALES	16.80
22/03/2023	94490	CHUBB FIRE	FIRE EQUIPMENT SUPPLIER	625.82
8/03/2023	94147	CHUBB FIRE & SECURITY PTY LTD	FIRE EQUIPMENT SERVICES	3,192.11
22/03/2023	94481	CHUBB FIRE & SECURITY PTY LTD	FIRE EQUIPMENT SERVICES	4,051.09
22/03/2023	94502	CITY AND REGIONAL FUELS	FUEL SERVICES	4,010.09
9/03/2023	93903	CITY OF BUSSELTON CHRISTMAS CLUB	PAYROLL DEDUCTIONS	2,592.18
23/03/2023	94207	CITY OF BUSSELTON CHRISTMAS CLUB	PAYROLL DEDUCTIONS	2,552.18
9/03/2023	93908	CITY OF BUSSELTON PAYROLL	PAYROLL DEDUCTIONS REALLOCATION	7,766.43
23/03/2023	94212	CITY OF BUSSELTON PAYROLL	PAYROLL DEDUCTIONS REALLOCATION	4,307.47
9/03/2023	93904	CITY OF BUSSELTON STAFF LOTTO	STAFF LOTTO	174.00
23/03/2023	94208	CITY OF BUSSELTON STAFF LOTTO	STAFF LOTTO	174.00
9/03/2023	93910	CITY OF BUSSELTON-SOCIAL CLUB	SOCIAL CLUB REIMBURSEMENT	194.00
23/03/2023	94214	CITY OF BUSSELTON-SOCIAL CLUB	SOCIAL CLUB REIMBURSEMENT	194.00
8/03/2023	94050	CITY OF FREMANTLE	LIBRARY RESOURCES	200.00
8/03/2023	94109	C/D EQUIPMENT PTY LTD	PLANT PURCHASES / SERVICES / PARTS	1,692.87
8/03/2023	94093	CLAIRE OSBORN	PAINTING OF JETTY RAILING	1,080.00
22/03/2023	94423	CLAIRE OSBORN	LABOUR TO COLLECT BINS OFF THE JETTY	720.00
22/03/2023	94301	CLAW ENVIRONMENTAL	E-WASTE SERVICES	3,597.77
22/03/2023	94364	CLAYTON & RENEE REITINGER	REFUND DOG REGISTRATION	77.50
22/03/2023	94488	CLEANAWAY	WASTE MANAGEMENT SERVICES	111,001.48
8/03/2023	93966	CLEANAWAY CO PTY LTD	CHEMICAL DISPOSAL SERVICES	6,990.62
22/03/2023	94454	CLEANAWAY EQUIPMENT SERVICES	MAINTENANCE PARTS WASHER	969.72
22/03/2023	94289	CLEANAWAY SOLID WASTE PTY LTD	WASTE DISPOSAL SERVICES	32,592.17
22/03/2023	94218	CLEVERPATCH	VACATION CARE SUPPLIES	234.43
15/03/2023	94192	CLOCKMASTERS AUSTRALIA PTY LTD	CLOCKS AND CLOCK SUPPLIES	1,582.60
15/03/2023	94183	CLOUDPRESS	MANAGED WEBSITE HOSTING	1,299.00
8/03/2023	93971	COATES CIVIL CONSULTING P/L	CIVIL ENGINEERING CONSULTING SERVICES	5,390.00
22/03/2023	94242	COBUS BOTHA	STAFF REIMBURSEMENT	85.16
8/03/2023	94157	COCA COLA - AMATIL PTY LTD	GLC KIOSK PURCHASES	1,689.74
8/03/2023	94148	COLES	COUNCIL & STAFF REFRESHMENTS	251.96
15/03/2023	94201	COLES	COUNCIL & STAFF REFRESHMENTS	166.05
22/03/2023	94462	COLES	COUNCIL & STAFF REFRESHMENTS	698.97
29/03/2023	94536	COLES	COUNCIL & STAFF REFRESHMENTS	317.00
15/03/2023	94179	COLES.COM.AU	COUNCIL & STAFF REFRESHMENTS	354.30
22/03/2023	94263	COLES.COM.AU	COUNCIL & STAFF REFRESHMENTS	951.25
29/03/2023	94523	COLES.COM.AU	COUNCIL & STAFF REFRESHMENTS	172.35
8/03/2023	93980	COMPUTER WEST	INFORMATION TECHNOLOGY SUPPLIER	1,020.70
8/03/2023	94026	CONSULT DIRECT	CLEANING EQUIPMENT AND SERVICES	910.80
22/03/2023	94355	CONSULT DIRECT	CLEANING EQUIPMENT AND SERVICES	1,951.61
8/03/2023	94088	CORE PLUMBING SERVICES	PLUMBING SERVICES - HWIS BARNARD SPORTS PAVILION	34,796.08
8/03/2023	93967	CORSIGN WA PTY LTD	SIGNAGE AND TRAFFIC ACCESSORIES	204.60
22/03/2023	94287	CORSIGN WA PTY LTD	SIGNAGE AND TRAFFIC ACCESSORIES	768.90
8/03/2023	94061	CR. ANNE RYAN	COUNCILLOR PAYMENTS	2,759.34
22/03/2023	94396	CR. ANNE RYAN	COUNCILLOR PAYMENTS	647.76
8/03/2023	93917	CR. G HENLEY	COUNCILLOR PAYMENTS	11,061.99
8/03/2023	94058	CR. JODIE RICHARDS	COUNCILLOR PAYMENTS	2,759.34
8/03/2023	94009	CR. KATHERINE COX	COUNCILLOR PAYMENTS	2,759.34
8/03/2023	94062	CR. MIKAYLA LOVE	COUNCILLOR PAYMENTS	2,447.98
15/03/2023	94191	CR. MIKAYLA LOVE	COUNCILLOR PAYMENTS	204.08
8/03/2023	93958	CR. P CARTER	COUNCILLOR PAYMENTS	4,523.65
8/03/2023	94011	CR. P CRONIN	COUNCILLOR PAYMENTS	2,759.34
29/03/2023	94527	CR. P CRONIN	COUNCILLOR PAYMENTS	1,221.95
8/03/2023	93956	CR. R PAINE	COUNCILLOR PAYMENTS	2,759.34
8/03/2023	94007	CR. SUSAN RICCELLI	COUNCILLOR PAYMENTS	2,759.34
15/03/2023	94187	CR. SUSAN RICCELLI	COUNCILLOR PAYMENTS	296.94
22/03/2023	94322	CRAIG & LISA BASELL	WATER CHARGES REIMBURSEMENT	1,692.85
22/03/2023	94384	CRAIG SMITH ARCHITECT	ARCHITECTURAL ADVICE	4,807.00
8/03/2023	93933	CRANFORD PLUMBING PTY LTD	PLUMBING SERVICES	7,316.17
22/03/2023	94247	CRANFORD PLUMBING PTY LTD	PLUMBING SERVICES	33,899.39
22/03/2023	94479	CRIVEN FOODS BUNBURY	GLC KIOSK PURCHASES	216.95
8/03/2023	94156	CROSS SECURITY SERVICES	SECURITY SERVICES	577.28
22/03/2023	94497	CROSS SECURITY SERVICES	SECURITY SERVICES	4,552.68
22/03/2023	94430	CRYSTAL GARDNER	STAFF REIMBURSEMENT	100.00
8/03/2023	93995	CS LEGAL - CLOISTERS SQUARE	LEGAL RECOVERY ON RATING DEBTS	6,101.80
22/03/2023	94334	CS LEGAL - CLOISTERS SQUARE	LEGAL RECOVERY ON RATING DEBTS	923.80
15/03/2023	94196	DANELLE DOWDING	STAFF REIMBURSEMENT	220.00
8/03/2023	93914	DANIEL ABRAHAMSE	STAFF REIMBURSEMENT	1,000.00
29/03/2023	94519	DANIEL ABRAHAMSE	STAFF REIMBURSEMENT	117.50
22/03/2023	94316	DARRYL AND LEONIE STEAD	WATER CHARGES REIMBURSEMENT	3,185.80
22/03/2023	94480	DAVID MILDWATERS ELECTRICAL	MAINTENANCE SERVICES	509.63
22/03/2023	94371	DEB WINNING	BJTP REFUND	262.50
22/03/2023	94369	DENNIS & SUSAN DEVEREAUX	BJTP REFUND	121.50
8/03/2023	94139	DEPARTMENT OF FIRE AND EMERGENCY SERVICES	FIRE AND EMERGENCY SERVICES	1,001,375.87
15/03/2023	94189	DEPT LOCAL GOVT, SPORT & CULTURAL INDUSTRIES	LOCAL GOVERNMENT STANDARDS	1,922.80
9/03/2023	93909	DEPUTY CHILD SUPPORT REGISTRAR	SALARY DEDUCTIONS	1,453.35
23/03/2023	94213	DEPUTY CHILD SUPPORT REGISTRAR	SALARY DEDUCTIONS	1,453.35
8/03/2023	94103	DERRICK & DIANNE RILEY	WATER CHARGES REIMBURSEMENT	15.15
22/03/2023	94381	DINA SMITH	REFUND OF ANIMAL REGISTRATION	50.00
8/03/2023	94036	DOG REGISTRATION REFUNDS	REFUND DOG REGISTRATION	77.50
22/03/2023	94361	DONALD CANT WATTS CORKE (WA) PTY LTS	CONSULTANCY SERVICES	18,348.00
22/03/2023	94359	DOOR HARDWARE SOLUTIONS	HARDWARE SUPPLIES	1,070.16
8/03/2023	94067	DOROTHY ROBINSON	ART SALES	97.25
8/03/2023	93925	DOROTHY SADDLETON	ART SALES	22.40
8/03/2023	93975	DORSOGNA LIMITED	ICE CREAM AND SMALL GOODS	2,621.48
22/03/2023	94299	DORSOGNA LIMITED	ICE CREAM AND SMALL GOODS	1,304.35



LISTING OF PAYMENTS MADE
UNDER DELEGATED AUTHORITY
FOR THE MONTH OF MARCH 2023

CHEQUE PAYMENTS	119611 - 119646	54,806.98
ELECTRONIC FUNDS TRANSFER PAYMENTS	93902 - 94201 and 94206 to 94540	7,970,944.89
TRUST ACCOUNT PAYMENTS	FT# 94202 - 94205	25,949.96
PAYROLL PAYMENTS	01.03.23 - 31.03.23	164,967.34
INTERNAL PAYMENT VOUCHERS	DD #5221 - 5252	1,709,387.95
		9,926,057.12

8/03/2023	93964	DOUTH CONTRACTING	PROPERTY & GARDEN MAINTENANCE	1,508.38
22/03/2023	94427	DOWN TO EARTH AGRIBUSINESS	RUBBISH CLEAN UP	10,231.10
22/03/2023	94446	DUCHESS MEDICAL PRACTICE	MEDICAL SERVICES	104.90
22/03/2023	94487	DUNSBOROUGH & DISTRICTS PROGRESS ASSOC INC.	EVENT SPONSORSHIP	5,000.00
22/03/2023	94302	DUNSBOROUGH CONCRETE	CONCRETE SUPPLIES	59,416.50
22/03/2023	94220	DUNSBOROUGH FOOTBALL CLUB INC	CAPS - 1ST INSTALLMENT	46,597.32
22/03/2023	94253	DUNSBOROUGH HARDWARE & HOME CENTRE	HARDWARE SERVICES	9.50
8/03/2023	94161	DUNSBOROUGH YALLINGUP CHAMBER OF COMMERCE & IND.	ECONOMIC AND COMMUNITY GRANT	12,500.00
8/03/2023	94152	DUXTON HOTEL	ACCOMMODATION	270.00
22/03/2023	94491	DUXTON HOTEL	ACCOMMODATION	990.00
8/03/2023	93943	DYMOCKS - BUSSELTON	LIBRARY RESOURCES	811.49
22/03/2023	94449	EAGLE BAY VOLUNTEER BUSHFIRE BRIGADE	PETTY CASH REIMBURSEMENT	62.20
22/03/2023	94325	EARTH 2 OCEAN COMMUNICATIONS	COMMUNICATION SERVICES - RADIO REPAIRS	1,896.00
8/03/2023	93996	EARTH AND STONE WA	EARTHWORKS - SUGARLOAF RD	27,197.50
22/03/2023	94337	EARTH AND STONE WA	EARTHWORKS - LOWER VASSE SEDIMENT REMOVAL	66,192.62
8/03/2023	94107	ECOSYSTEMS SOLUTIONS	CONSULTANCY SERVICES	2,718.10
22/03/2023	94307	EIS CONTROL PTY LTD	ELECTRICAL SERVICES	744.70
8/03/2023	93969	ELAMOORE NATURAL SOAPS & COSMETICS PTY LTD	ART SALES	30.10
8/03/2023	93985	ELIZABETH BINT	ART SALES	293.30
8/03/2023	93912	ELLIOTTS FILTRATION	IRRIGATION & FILTRATION SERVICES	2,315.50
30/03/2023	94537	EMERGE SOLUTIONS PTY LTD	BROADCAST ALERT APP	5,600.00
8/03/2023	94153	EMERGE OFFICE	OFFICE EQUIPMENT SERVICES - PHOTOCOPYING	638.00
22/03/2023	94492	EMERGE OFFICE	OFFICE EQUIPMENT SERVICES - PHOTOCOPYING	363.00
8/03/2023	94083	EMERSON RAINE	STRATA LEVY FEES & WATER CONSUMPTION	4,441.80
8/03/2023	94049	EMMA GEARY	ART SALES	5.60
22/03/2023	94308	ENABLE WA	DONATION	1,980.00
22/03/2023	94243	ENVIRONEX INTERNATIONAL PTY LTD	POOL CHEMICALS FOR GLC	2,121.30
22/03/2023	94300	ERGOLINK	ERGONOMIC OFFICE EQUIPMENT	619.43
22/03/2023	94429	EVENT DRAW	FLOOR PLAN SOFTWARE	2,860.00
15/03/2023	94180	EVERETT'S HOME AND YARD MAINTENANCE	MAINTENANCE SERVICES	8,330.00
22/03/2023	94264	EVERETT'S HOME AND YARD MAINTENANCE	MAINTENANCE SERVICES	1,175.00
8/03/2023	94021	FAIRTEL PTY LTD	TELECOMMUNICATION SERVICES	158.99
8/03/2023	94124	FESTIVAL OF BUSSELTON (INC)	SPONSORSHIP AND OTHER SUPPORT	11,000.00
8/03/2023	93931	FIRE RESCUE SAFETY AUSTRALIA	FIRE SAFETY EQUIPMENT	364.33
22/03/2023	94245	FOUR POINTS BY SHERATON	ACCOMMODATION	925.00
22/03/2023	94314	FRANK SUTTON	WATER CHARGES REIMBURSEMENT	188.45
8/03/2023	93972	FRESH AS	REFRESHMENTS	340.00
22/03/2023	94296	FRESH AS	REFRESHMENTS	127.35
8/03/2023	93955	FRONTLINE FIRE & RESCUE EQUIPMENT	EMERGENCY RESPONSE EQUIPMENT	2,943.94
22/03/2023	94270	FRONTLINE FIRE & RESCUE EQUIPMENT	EMERGENCY RESPONSE EQUIPMENT	244.04
8/03/2023	94110	FTE ENGINEERING	MAINTENANCE SERVICES	3,905.00
22/03/2023	94444	FTE ENGINEERING	MAINTENANCE SERVICES	310.90
22/03/2023	94458	GALVINS PLUMBING PLUS	PLUMBING SUPPLIES	25.52
22/03/2023	94383	GANNAWAYS CHARTER AND TOURS	BUS HIRE SERVICE	924.00
8/03/2023	94013	GARMONY PROPERTY CONSULTANTS	PROPERTY EVALUATION - RENDEZVOUS SITES	24,750.00
22/03/2023	94319	GARRY HUTTON	WATER CHARGES REIMBURSEMENT	742.40
8/03/2023	94085	GARY LEE ELECTRICAL	ELECTRICAL SERVICES	14,207.34
22/03/2023	94416	GARY LEE ELECTRICAL	ELECTRICAL SERVICES	782.10
22/03/2023	94406	GENERATORS AUSTRALIA PTY LTD	HIRE AND SALES OF EQUIPMENT	2,178.00
22/03/2023	94293	GEOBOX PTY LTD	VEHICLE CAMERAS	1,749.00
22/03/2023	94288	GEOGRAPHE COMMUNITY LANDCARE NURSERY	NURSERY SUPPLIES	8,668.54
22/03/2023	94252	GEOGRAPHE INDUSTRIAL SUPPLIES	INDUSTRIAL SUPPLIES	6.60
22/03/2023	94453	GEOGRAPHE PETROLEUM	FUEL SERVICES	19,159.57
29/03/2023	94533	GEOGRAPHE PETROLEUM	FUEL SERVICES	15,450.22
8/03/2023	94159	GEOGRAPHE SAWS AND MOWERS	PLANT PURCHASES / SERVICES / PARTS	1,381.50
22/03/2023	94501	GEOGRAPHE SAWS AND MOWERS	PLANT PURCHASES / SERVICES / PARTS	896.25
8/03/2023	94111	GEOGRAPHE TIMBER & HARDWARE	HARDWARE SUPPLIES	1,378.00
22/03/2023	94346	GEOSPREAD	GREEN WASTE MULCHING	31,115.70
22/03/2023	94279	GLOBAL SYNTHETICS PTY LTD	GEOTEXTILES AND GABIONS	11,847.00
8/03/2023	94081	GO TRANSIT MEDIA GROUP	ADVERTISING	455.70
8/03/2023	93990	GRAEME PAGES-OLIVER	ART SALES	540.00
22/03/2023	94280	GRAHAM BAILEY	WATER CHARGES REIMBURSEMENT	1,581.33
8/03/2023	93948	GRANITE NETWORKS PTY LTD	IT SERVICES AND HARDWARE	3,476.00
22/03/2023	94284	GUARDIAN FIRST AID & FIRE	SAFETY SUPPLIES	209.00
22/03/2023	94415	HALYTECH PTY LTD	LIGHTING CONTROLLER	3,729.00
15/03/2023	94194	HAMPTON STAINLESS	SCULPTURE: ARMILLARY DIAL	5,500.00
22/03/2023	94451	HANSON CONST. MATERIALS PTY LTD	CONCRETE SERVICES	1,025.31
8/03/2023	94023	HAPPS POTTERY	ART SALES	49.00
22/03/2023	94323	HARBECKS TRANSPORT	SAND AND GRAVEL SUPPLIES - PAYNE RD, ACTON PARK RD	98,320.07
8/03/2023	94068	HARCHER SOUTHWEST FORMERLY PRESTIGE PRODUCTS	HOSPITALITY EQUIPMENT SUPPLIER	5,901.10
22/03/2023	94405	HARCHER SOUTHWEST FORMERLY PRESTIGE PRODUCTS	HOSPITALITY EQUIPMENT SUPPLIER	7,594.10
8/03/2023	93986	HEATH AND GAIL PERRY	WATER CHARGES REIMBURSEMENT	1,285.00
8/03/2023	94051	HERSEY'S SAFETY PTY LTD	TIMBER AND HARDWARE	18,564.70
8/03/2023	94169	HIP POCKET WORK WEAR AND SAFETY	UNIFORMS & PROTECTIVE CLOTHING	1,007.94
22/03/2023	94515	HIP POCKET WORK WEAR AND SAFETY	UNIFORMS & PROTECTIVE CLOTHING	977.90
8/03/2023	94118	HOLCOM (AUSTRALIA) PTY LTD	CONCRETE SERVICES	626.56
22/03/2023	94385	HOST CORPORATION PTY LTD	CATERING EQUIPMENT	363.00
22/03/2023	94324	ILLION AUSTRALIA PTY LTD	TENDER ADVERTISING AND MANAGEMENT	80.26
22/03/2023	94248	INFOCOUNCIL PTY LTD	SOFTWARE SERVICES	1,801.80
22/03/2023	94285	INNERSPACE COMMERCIAL INTERIORS	OFFICE FURNITURE	3,306.60
8/03/2023	94018	INSTANT PRODUCTS HIRE	PUBLIC ABUTIONS HIRE AND SALES	2,402.66
8/03/2023	94056	INTELLITRAC	GPS TRACKING DEVICES	561.00
8/03/2023	94057	IPEC PTY LTD	COURIER SERVICES	302.17
22/03/2023	94393	IPEC PTY LTD	COURIER SERVICES	128.29
8/03/2023	94145	IPIWEA-WA	TRAINING SERVICES	660.00



LISTING OF PAYMENTS MADE
UNDER DELEGATED AUTHORITY
FOR THE MONTH OF MARCH 2023

CHEQUE PAYMENTS	119611 - 119646	54,806.98
ELECTRONIC FUNDS TRANSFER PAYMENTS	93902 - 94201 and 94206 to 94540	7,970,944.89
TRUST ACCOUNT PAYMENTS	FTW 94202 - 94205	25,949.96
PAYROLL PAYMENTS	01.03.23 - 31.03.23	164,967.34
INTERNAL PAYMENT VOUCHERS	DD #5221 - 5252	1,709,387.95
		9,926,057.12

8/03/2023	93929	IRIS CONSULTING GROUP PTY LTD	TRAINING SERVICES	539.00
8/03/2023	93930	IRONMAN AUSTRALIA	GRANT	33,000.00
8/03/2023	94104	IRONMAN OCEANIA	BOND REFUND	200.00
8/03/2023	94130	IT VISION AUSTRALIA PTY LTD	SOFTWARE SERVICES	6,672.55
22/03/2023	94343	IW PROJECTS PTY LTD	WASTE MANAGEMENT CONSULTANTS	3,159.75
8/03/2023	93947	IWEIGH SOLUTIONS PTY LTD	WASTE MANAGEMENT SOFTWARE	2,640.00
8/03/2023	94151	JACK IN THE BOX CORPORATION PTY LTD	MARKETING SERVICES	297.00
22/03/2023	94260	JACKSON MCDONALD	LEGAL SERVICES	8,298.40
8/03/2023	93999	JAMES BENNETT	SPECIALIST LIBRARY RESOURCES	273.38
22/03/2023	94342	JAMES BENNETT	SPECIALIST LIBRARY RESOURCES	467.93
8/03/2023	93977	JAN ROBERTS	ART SALES	48.00
8/03/2023	94034	JANE BENNETT	ARTIST WORKSHOP	790.00
8/03/2023	94094	JANINE OXENHAM	PRODUCER / ARTIST	1,250.00
8/03/2023	94047	JASON EY	REIMBURSEMENT OF WATER EXPENSES	1,423.70
8/03/2023	94112	JASON SIGNMAKERS	SIGNAGE SUPPLIES	548.63
8/03/2023	94005	JBS&G AUSTRALIA PTY LTD	CONSULTANCY SERVICES	1,441.00
22/03/2023	94303	JDM EARTHWORKS	PLANT FOR CELL 2 DUNSBOROUGH WASTE	16,362.50
8/03/2023	93968	JENNIFER BROWN	ART SALES	18.40
22/03/2023	94437	JENNIFER ROUGHTON	STAFF REIMBURSEMENT	47.95
8/03/2023	93998	JIGSAW SIGNS & PRINT	SIGNAGE SERVICES	1,166.00
22/03/2023	94340	JIGSAW SIGNS & PRINT	SIGNAGE SERVICES	344.00
8/03/2023	93944	JIMS FIRST	HARDWARE SUPPLIES	48.60
22/03/2023	94257	JIMS FIRST	HARDWARE SUPPLIES	335.00
9/03/2023	93905	JMW REAL ESTATE	T NOTTLE RENT	1,400.00
23/03/2023	94209	JMW REAL ESTATE	T NOTTLE RENT	1,400.00
15/03/2023	94195	JODIE WOODS	STAFF REIMBURSEMENT	32.00
22/03/2023	94368	JOHN & SUSAN GANT	BITP REFUND	58.00
8/03/2023	94076	JOHN LOHF	ART SALES	28.00
22/03/2023	94246	JOHN STRICKLAND	LIGHTING AND SOUND SERVICES	1,540.00
22/03/2023	94363	JOHN WILSON	GLC REFUNDS	244.20
8/03/2023	94097	JOHNNY APPLESEED GPS	GPS EQUIPMENT	930.00
8/03/2023	93954	JONES MARINE SERVICES SOUTHWEST	DIVING MAINTENANCE	1,815.00
22/03/2023	94315	JUDITH TOOKE	WATER CHARGES REIMBURSEMENT	179.30
22/03/2023	94511	JUCE PRINT	PRINTING SERVICES	1,436.60
8/03/2023	93997	JULIE GUTHRIDGE	ART SALES	87.75
22/03/2023	94376	KAREN EASTOUGH	APPLICATION REFUND	100.00
15/03/2023	94176	KAREN NICHOLLS	STAFF REIMBURSEMENT	49.12
29/03/2023	94528	KAREN TAYLOR-VIVIAN	WATER CHARGES REIMBURSEMENT	4,375.90
8/03/2023	94086	KASIA PASTERNAK	STAFF REIMBURSEMENT	283.45
8/03/2023	94043	KATHY MCGOLDRICK	BITP REFUND	58.00
8/03/2023	94027	KAY MANOLAS	ART SALES	332.00
29/03/2023	94524	KELLY MCGORLUCK	WATER CHARGES REIMBURSEMENT	965.55
22/03/2023	94225	KERRY HILL ARCHITECTS	ARCHITECTURAL SERVICES	63,155.30
8/03/2023	93987	KEVIN NEWELL	WATER CHARGES REIMBURSEMENT	2,942.40
22/03/2023	94397	KILMORE GROUP PTY LTD	BUILDING INDUSTRY DESIGN	10,551.67
8/03/2023	94066	KIRRALEA BIRCH	ART INSTALLATION AT ARTGEO	3,750.00
22/03/2023	94294	KITCHEN TAKEOVERS	CATERING	596.00
22/03/2023	94475	KLEENHEAT GAS	GAS SERVICES	1,861.97
8/03/2023	93984	KMART BUSSELTON	RETAIL HOME WARES	300.00
22/03/2023	94309	KMART BUSSELTON	RETAIL HOME WARES	403.75
22/03/2023	94292	KWIK KOFFEE BUSSELTON	CATERING	180.00
8/03/2023	94120	LANDGATE (VALUER GENERAL'S OFFICE)	LAND VALUATIONS	177.40
22/03/2023	94455	LANDGATE (VALUER GENERAL'S OFFICE)	LAND VALUATIONS	2,791.81
8/03/2023	94116	LANDGATE CUSTOMER ACCOUNT	LAND INFORMATION AND TITLE SEARCHES	253.80
22/03/2023	94450	LANDGATE CUSTOMER ACCOUNT	LAND INFORMATION AND TITLE SEARCHES	169.20
22/03/2023	94388	LAWRENCE & HANSON	ELECTRICAL/PROTECTIVE CLOTHING SUPPLIES	2,446.25
8/03/2023	94163	LD TOTAL	PLAYGROUND UPGRADES	81,583.95
22/03/2023	94417	LD TOTAL	LANDSCAPING SERVICES	29,285.66
22/03/2023	94503	LD TOTAL	LANDSCAPING SERVICES	7,719.63
15/03/2023	94177	LEAH MULDOON	STAFF REIMBURSEMENT	73.53
8/03/2023	94037	LEE ROADHOUSE	BITP REFUND	496.65
22/03/2023	94500	LEEUWIN TRANSPORT	COURIER SERVICES	1,448.37
29/03/2023	94520	LGIS	INSURANCE PREMIUM	4,818.88
22/03/2023	94412	LIAM JACKSON	EQUIPMENT HIRE	9,237.25
8/03/2023	94173	LOCAL GOVERNMENT PROFESSIONALS AUSTRALIA (WA DIVISION)	TRAINING SERVICES	6,325.00
9/03/2023	93907	LOCAL GOVT RACE COURSE & CEMETERY EMPLOYEES	UNION FEES	218.50
23/03/2023	94211	LOCAL GOVT RACE COURSE & CEMETERY EMPLOYEES	UNION FEES	218.50
8/03/2023	94014	LOCK AROUND THE CLOCK	SECURITY SERVICES	137.50
22/03/2023	94349	LOCK AROUND THE CLOCK	SECURITY SERVICES	85.00
22/03/2023	94266	LOTIX FILTER CLEANING SERVICE	PLANT FILTER CLEANING SERVICE	318.11
22/03/2023	94372	LUCY WEAVER	BITP REFUND	66.00
22/03/2023	94282	MACHINERY WEST PTY LTD	MACHINERY SERVICE AND PARTS	69.97
22/03/2023	94379	MADDISON FENWICK	MINOR DONATION	500.00
29/03/2023	94532	MAIN ROADS WA HEAVY VEHICLE SERVICES	RAV PERMITS	50.00
22/03/2023	94231	MAIN ROADS WESTERN AUSTRALIA	BRIDGE REPAIRS - LAYMAN RD	171,600.00
8/03/2023	94077	MALATESTA ROAD PAVING & HOTMIK	ROAD HOTMIK / PAVING SERVICES - WILDWOOD RD	407,597.29
22/03/2023	94408	MALATESTA ROAD PAVING & HOTMIK	ROAD HOTMIK / PAVING SERVICES	2,106.00
8/03/2023	93951	MARGARET RIVER BUSSELTON TOURISM ASSOCIATION	CONTRIBUTION TOWARDS COSTS	2,407.61
8/03/2023	93934	MARGARET RIVER FENCING	MAINTENANCE SERVICES	4,180.00
22/03/2023	94250	MARGARET RIVER FENCING	MAINTENANCE SERVICES	2,695.00
8/03/2023	94092	MARK HOWETT	PRODUCTION DESIGN - SALTWATER	5,500.00
8/03/2023	93952	MARKETFORCE PTY LTD	ADVERTISING SERVICES	341.62
22/03/2023	94265	MARKETFORCE PTY LTD	ADVERTISING SERVICES	1,553.04
8/03/2023	93936	MATTHEW SHARP	ART SALES	35.00
22/03/2023	94387	MAYDAY SERVICES	EQUIPMENT HIRE	526.41



LISTING OF PAYMENTS MADE
UNDER DELEGATED AUTHORITY
FOR THE MONTH OF MARCH 2023

CHEQUE PAYMENTS	119611 - 119646	54,806.98
ELECTRONIC FUNDS TRANSFER PAYMENTS	93902 - 94201 and 94206 to 94540	7,970,944.89
TRUST ACCOUNT PAYMENTS	EFT# 94202 - 94205	25,949.96
PAYROLL PAYMENTS	01.03.23 - 31.03.23	164,967.34
INTERNAL PAYMENT VOUCHERS	DD #5221 - 5252	1,709,387.95
		9,926,057.12

8/03/2023	93928	MCLEODS BARRISTERS & SOLICITORS	LEGAL SERVICES	419.65
22/03/2023	94238	MCLEODS BARRISTERS & SOLICITORS	LEGAL SERVICES	5,478.79
22/03/2023	94221	MCMULLEN NOLAN GROUP PTY LTD	LAND SURVEYING SERVICES - STORM SURGE RISK	47,555.75
8/03/2023	94003	MDM ENTERTAINMENT PTY LTD	DVD AND CD SUPPLY TO LIBRARY	107.80
22/03/2023	94345	MDM ENTERTAINMENT PTY LTD	DVD AND CD SUPPLY TO LIBRARY	1,444.80
22/03/2023	94339	MECHANICAL PROJECT SERVICES	AIRCONDITIONING & REFRIGERATION SERVICES	3,360.27
22/03/2023	94374	MELON HOLDINGS PTY LTD	RATE REFUND	744.90
22/03/2023	94321	MICHAEL & KATE WILSON	WATER CHARGES REIMBURSEMENT	1,301.10
8/03/2023	94167	MJB INDUSTRIES PTY LTD	DRAINAGE SUPPLIES	26,278.97
22/03/2023	94512	MJB INDUSTRIES PTY LTD	DRAINAGE SUPPLIES	42,933.24
29/03/2023	94529	MONG LENG CONNELL	ART GEO REFUND	180.00
15/03/2023	94181	MOORE AUSTRALIA	RATE COMPARISON REPORT	3,135.00
22/03/2023	94432	MORAY & AGNEW PERTH	LEVEL 30 EXCHANGE TOWER	220.00
8/03/2023	94030	MORE CAFE	CATERING	253.00
8/03/2023	94020	MUIR FORD BUSSELTON	VEHICLE MAINTENANCE	13.20
22/03/2023	94353	MUIR FORD BUSSELTON	VEHICLE MAINTENANCE	1,658.23
22/03/2023	94398	MUSIC BY ORNELLA	ENTERTAINMENT	350.00
8/03/2023	93938	NALDA HOSKINS	ART SALES	176.80
8/03/2023	94015	NATURAL EDGE FRAMING & PHOTOGRAPHY	ART SALES	25.55
22/03/2023	94262	NATURALISTE GLASS PTY LTD	GLASS REPAIRS AND MANUFACTURE	3,367.52
22/03/2023	94269	NATURALISTE HYGIENE SERVICES	HYGIENE SERVICES	1,650.00
8/03/2023	94006	NATURE CONSERVATION MARGARET RIVER REGION	BOND REFUND	715.00
8/03/2023	94170	NEVERFAIL SPRINGWATER LTD	WATER REFILL SERVICE - DUNS WASTE FACIL	259.55
22/03/2023	94326	NEW IMAGE LANDSCAPING AND MAINTENANCE	LANDSCAPE MAINTENANCE	25,416.51
8/03/2023	94114	NICHOLLS MACHINERY	PLANT PURCHASES / SERVICES / PARTS	165.00
22/03/2023	94448	NICHOLLS MACHINERY	PLANT PURCHASES / SERVICES / PARTS	2,382.48
30/03/2023	94538	NICHOLLS MACHINERY	PLANT PURCHASES / SERVICES / PARTS	32,120.00
22/03/2023	94365	NICOLE POLA	BITP REFUND	58.00
22/03/2023	94386	NINTEX PTY LTD	CLOUD SOFTWARE	12,086.80
8/03/2023	94140	NUTRIEN WATER	RETICULATION SUPPLIES	734.56
22/03/2023	94474	NUTRIEN WATER	RETICULATION SUPPLIES	15,104.91
29/03/2023	94535	NUTRIEN WATER	RETICULATION SUPPLIES	1,848.71
8/03/2023	94096	OFFICE PORTFOLIO	OFFICE FURNITURE PARTS	192.50
8/03/2023	93974	OFFICEWORKS	OFFICE EQUIPMENT SERVICES	1,652.27
22/03/2023	94298	OFFICEWORKS	OFFICE EQUIPMENT SERVICES	203.34
22/03/2023	94338	OILVAC AUSTRALIA PTY LTD	OIL CHANGING EQUIPMENT	1,636.80
8/03/2023	93970	OPTON PROPERTY GROUP PTY LTD	VALUATION SERVICES	4,950.00
8/03/2023	93940	OPTUS BILLING SERVICES PTY LTD	FIXED INTERNET ACCESS	2,500.00
15/03/2023	94178	OPTUS BILLING SERVICES PTY LTD	FIXED INTERNET ACCESS	567.20
8/03/2023	94071	ORACLE CUSTOMER MANAGEMENT SOLUTIONS PTY LTD	AFTER HOURS RECEPTION	2,545.91
22/03/2023	94407	ORACLE CUSTOMER MANAGEMENT SOLUTIONS PTY LTD	AFTER HOURS RECEPTION	1,987.10
22/03/2023	94404	ORANA CONCRETE PTY LTD	CONCRETE SERVICES - FOOTPATH VASSE	42,845.00
8/03/2023	93941	OSCAR NEGUS	FIRE OFFICER HONORARIUM	221.75
22/03/2023	94463	OTIS ELEVATOR COMPANY PTY LTD	ELEVATOR SERVICES	6,537.01
8/03/2023	94166	OWEN G ISBEL	ART SALES	104.40
8/03/2023	94059	PAR 3 PTY LTD	GOLF, MINI GOLF	250.00
29/03/2023	94525	PATRICK MARSHALL	STAFF REIMBURSEMENT	142.98
8/03/2023	94002	PAUL SHERIDAN	STAFF REIMBURSEMENT	92.14
8/03/2023	94121	PENDREY AGENCIES P/L	CHEMICAL/RURAL SUPPLIES	4,036.30
22/03/2023	94504	PENSKE POWER SYSTEMS	PLANT PURCHASES / SERVICES / PARTS	2,868.82
22/03/2023	94222	PEOPLE SENSE PTY LTD	EMPLOYEE ASSISTANCE PROGRAM	4,862.00
8/03/2023	94033	PETER EVANS	ART SALES	476.00
8/03/2023	93919	PETER STARK	BUSHFIRE OFFICER HONORARIUM	442.75
8/03/2023	94171	PFDF FOOD SERVICES PTY LTD	GLC KIOSK PURCHASES	336.00
22/03/2023	94516	PFDF FOOD SERVICES PTY LTD	GLC KIOSK PURCHASES	2,859.93
8/03/2023	93932	PHASE 3 LANDSCAPE CONSTRUCTION PTY LTD	LANDSCAPING SERVICES	5,912.50
8/03/2023	93918	PHIL HOLLETT PHOTOGRAPHY	ART SALES	49.35
8/03/2023	93920	PHOENIX FOUNDRY PTY LTD	MEMORIAL PLAQUES SUPPLIER	385.00
22/03/2023	94227	PHOENIX FOUNDRY PTY LTD	MEMORIAL PLAQUES SUPPLIER	240.90
22/03/2023	94259	PICTON CIVIL PTY LTD	EARTHMOVING SERVICES	3,256.00
22/03/2023	94439	PK COURIERS	COURIER SERVICES	524.70
8/03/2023	94029	PLANTATION PAPER	INK CARTRIDGES	319.09
22/03/2023	94217	POSITION PARTNERS	TRAINING SERVICES	3,919.76
22/03/2023	94392	POST NEWSPAPERS PTY LTD	ADVERTISING SERVICES	2,420.00
8/03/2023	93992	POWER MEDICAL CENTRE	PRE EMPLOYMENT MEDICAL	319.00
22/03/2023	94327	POWER MEDICAL CENTRE	PRE EMPLOYMENT MEDICAL	210.00
8/03/2023	94099	PRACTICAL PRODUCTS PTY LTD	COMMERCIAL CATERING EQUIPMENT	3,090.52
22/03/2023	94226	PRIME TELEVISION (SOUTHERN) PTY LIMITED	ADVERTISING SERVICES	3,300.00
8/03/2023	93979	PRO CRACK SEAL	CRACK SEALING SERVICES - BUSSELL HWY	17,820.00
8/03/2023	93989	PROJECT MILES TRUST	REPAIRS AND MAINTENANCE	8,262.10
15/03/2023	94185	PROJECT MILES TRUST	REPAIRS AND MAINTENANCE	9,805.40
22/03/2023	94318	PROJECT MILES TRUST	REPAIRS AND MAINTENANCE	2,269.30
22/03/2023	94402	PROSPEC FABRICATION PTY LTD	FABRICATION AND WELDING	1,133.00
8/03/2023	93963	PVR INDUSTRIAL PTY LTD	INDUSTRIAL PUMP REPAIRS	8,099.09
22/03/2023	94278	PVR INDUSTRIAL PTY LTD	INDUSTRIAL PUMP REPAIRS	1,854.60
8/03/2023	94041	R & L NORRISH	BITP REFUND	24.50
15/03/2023	94184	RACKMAN ALIST	RACKING/SHELVING	21,502.99
8/03/2023	94091	RADIANCE NETWORK SOUTHWEST INC	RADIANCE NETWORK SYMPOSIUM	1,000.00
8/03/2023	94168	RAPID ASCENT PTY LTD	BOND REFUND	5,500.00
22/03/2023	94366	RE & KA MARSHALL	BITP REFUND	130.00
8/03/2023	94098	RECONCILIATION WA	RECONCILIATION WEEK BANNERS	850.00
8/03/2023	94089	RED OHMS PTY LTD	ASSESSMENT OF SMALL PLANT VIBRATIONS	4,037.00
22/03/2023	94283	REDFISH TECHNOLOGIES PTY LTD	AUDIO VIDEO CONSULTING	2,465.76
8/03/2023	94080	REGIONAL PROJECTS WA PTY LTD	PROJECT MANAGEMENT & CONSTRUCTION SUPERVISING - BMRA	11,483.17
8/03/2023	94028	RENSKIE DOUGLAS	ART SALES	80.00



LISTING OF PAYMENTS MADE
UNDER DELEGATED AUTHORITY
FOR THE MONTH OF MARCH 2023

CHEQUE PAYMENTS	119611 - 119646	54,806.98
ELECTRONIC FUNDS TRANSFER PAYMENTS	93902 - 94201 and 94206 to 94540	7,970,944.89
TRUST ACCOUNT PAYMENTS	EFT# 94202 - 94205	25,949.96
PAYROLL PAYMENTS	01.03.23 - 31.03.23	164,967.34
INTERNAL PAYMENT VOUCHERS	DD #5221 - 5252	1,709,387.95
		9,926,057.12

8/03/2023	94131	REPCO AUTO PARTS	PLANT PURCHASES / SERVICES / PARTS	2,214.36
22/03/2023	94467	REPCO AUTO PARTS	PLANT PURCHASES / SERVICES / PARTS	1,095.65
22/03/2023	94424	RETEX PAVEMENT SERVICES WA	AIRFIELD PAVEMENT MANAGEMENT	7,939.80
22/03/2023	94258	RETRACTABLE TARPS PTY LTD	TARPAULINS	960.30
22/03/2023	94375	RICHARD EDWARDS	BOND REFUND	1,050.00
22/03/2023	94367	RICK ELLIS	BITP REFUND	58.00
8/03/2023	94039	RJ & EA DOLAN	BITP REFUND	55.50
22/03/2023	94508	RMS (AUST) PTY LTD	SOFTWARE SERVICES	129.53
8/03/2023	94042	ROCHELLE NEWMAN	BITP REFUND	58.00
8/03/2023	94126	ROD'S AUTO ELECTRICS	AUTO ELECTRICAL SERVICES	427.09
22/03/2023	94462	ROD'S AUTO ELECTRICS	AUTO ELECTRICAL SERVICES	1,805.35
8/03/2023	94142	ROTARY CLUB OF BUSSELTON GEOGRAPHE BAY	SPONSORSHIP / ADVERTISING	7.00
8/03/2023	94115	ROYAL LIFE SAVING SOCIETY - WESTERN AUSTRALIA	TRAINING SERVICES	381.40
22/03/2023	94341	RURAL PRESS PTY LTD	ADVERTISING SERVICES	2,153.01
8/03/2023	94160	SAFE & SURE SECURITY PTY LTD	SECURITY SERVICES - ALARM OCCURANCE	1,001.00
8/03/2023	93927	SAFE FIRST TRAINING	STAFF TRAINING	529.00
22/03/2023	94235	SAFE FIRST TRAINING	STAFF TRAINING	488.00
22/03/2023	94351	SAI GLOBAL LTD	AUST STANDARDS PUBLICATIONS	38.19
8/03/2023	93949	SANDGROPER CONTRACTING	LIQUID WASTE REMOVAL SERVICE	1,996.50
8/03/2023	94101	SANDGROPER CONTRACTING PTY LTD	LIQUID WASTE REMOVAL SERVICE	3,085.50
8/03/2023	94031	SANDRA WALKER	ART SALES	9.60
8/03/2023	94072	SAPIO PTY LTD	SECURITY INSTALLATIONS AND MAINTENANCE	1,667.60
15/03/2023	94174	SARAH PIERSON	STAFF REIMBURSEMENT	89.00
22/03/2023	94244	SCOPE BUSINESS IMAGING	ELECTRONIC EQUIPMENT	267.93
22/03/2023	94311	SEA CHANGE NEWS	STATIONERY AND OFFICE SUPPLIES	182.14
8/03/2023	94065	SEEK LIMITED	ADVERTISING SERVICES	995.50
22/03/2023	94400	SEEK LIMITED	ADVERTISING SERVICES	918.50
22/03/2023	94254	SERVICES AUSTRALIA	CHARGES FOR CENTREPAY FACILITY	124.74
22/03/2023	94320	SHANE & ALEXIS JENNINGS	INSTALLATION OF SCHEME WATER	792.50
8/03/2023	94069	SHARON HINCHLIFFE	ART SALES	9.80
8/03/2023	94165	SHARON WILLIAMS	ART SALES	93.60
22/03/2023	94510	SHARON WILLIAMS	ART SALES	257.54
22/03/2023	94390	SHELTER BREWING CO.	FOOD AND BEVERAGE	270.50
22/03/2023	94513	SHORE COASTAL PTY LTD	COASTAL CONSULTANCY SERVICES	16,588.00
8/03/2023	94063	SHOREWATER MARINE PTY LTD	MARINE ASSET MAINTENANCE	1,254.00
22/03/2023	94399	SHOREWATER MARINE PTY LTD	MARINE ASSET MAINTENANCE	23,144.55
29/03/2023	94530	SHOREWATER MARINE PTY LTD	MARINE ASSET MAINTENANCE	11,677.53
31/03/2023	94540	SHOREWATER MARINE PTY LTD	MARINE ASSET MAINTENANCE	138,612.38
8/03/2023	94084	SIGNS & LINES	DIGITAL ENTRY STATEMENT BILLBOARD	38,174.89
22/03/2023	94313	SIMONE NEWMAN	WATER CHARGES REIMBURSEMENT	3,457.35
8/03/2023	94010	SKIDATA AUSTRALASIA	CARPARK EQUIPMENT	80.85
29/03/2023	94526	SKIDATA AUSTRALASIA	CARPARK EQUIPMENT	4,541.90
9/03/2023	93902	SMARTSALARY PTY LTD	SALARY PACKAGING SERVICE	19,383.81
23/03/2023	94206	SMARTSALARY PTY LTD	SALARY PACKAGING SERVICE	17,763.81
22/03/2023	94241	SMC MARINE PTY LTD	MARINE CONSTRUCTION	4,400.00
22/03/2023	94273	SOGGYBONES WHEELBITE	EVENT COORDINATION	700.00
22/03/2023	94420	SOILS AINT SOILS	NURSERY SUPPLIES	98.80
15/03/2023	94188	SOLE TRAILS PTY LTD	EVENT MANAGEMENT SPONSORSHIP	3,850.00
22/03/2023	94434	SOLOMONS BUSSELTON	CRICKET TURF	25,290.00
8/03/2023	94046	SONIA CALDWELL	BITP REFUND	121.50
8/03/2023	93935	SONIC HEALTH PLUS PTY LTD	OCCUPATIONAL HEALTH SERVICES	154.00
8/03/2023	94024	SOS OFFICE EQUIPMENT	OFFICE EQUIPMENT SERVICES	2,475.36
22/03/2023	94354	SOS OFFICE EQUIPMENT	OFFICE EQUIPMENT SERVICES	1,188.00
8/03/2023	94070	SOUNDWAVE	ELECTRONIC EQUIPMENT	1,600.00
22/03/2023	94281	SOUTH REGIONAL TAFE	EDUCATION & TRAINING	1,179.65
22/03/2023	94411	SOUTH WEST CLEANING	BBO CLEANING	22,177.32
8/03/2023	94128	SOUTH WEST ISUZU	PLANT PURCHASES / SERVICES / PARTS	1,269.76
22/03/2023	94465	SOUTH WEST ISUZU	PLANT PURCHASES / SERVICES / PARTS	4,764.54
8/03/2023	93993	SOUTH WEST OFFICE NATIONAL	STATIONERY	905.61
22/03/2023	94330	SOUTH WEST OFFICE NATIONAL	STATIONERY	394.40
22/03/2023	94249	SOUTH WEST PRINTING & PUBLISHING	ADVERTISING SERVICES	3,193.94
8/03/2023	94117	SOUTH WEST STEEL PRODUCTS	STEEL PRODUCTS SUPPLIER	818.80
8/03/2023	94149	SOUTHERN MACHINING & MAINTENANCE	PLANT MAINTENANCE SERVICES	1,983.83
22/03/2023	94484	SOUTHERN MACHINING & MAINTENANCE	PLANT MAINTENANCE SERVICES	1,355.52
8/03/2023	94052	SOUTHWEST HOIST & CRANE	SERVICES AND REPAIRS OF HOISTS	1,479.50
8/03/2023	93957	SOUTHWEST OUTDOOR POWER	PLANT PURCHASES / SERVICES / PARTS	50.60
22/03/2023	94271	SOUTHWEST OUTDOOR POWER	PLANT PURCHASES / SERVICES / PARTS	269.30
8/03/2023	94087	SOUTHWEST TYRE SERVICE	PLANT TYRE SUPPLIER / REPAIRER	897.90
22/03/2023	94418	SOUTHWEST TYRE SERVICE	PLANT TYRE SUPPLIER / REPAIRER	4,390.00
22/03/2023	94267	SPORTFIRST BUSSELTON	SPORTING PRODUCTS	800.00
22/03/2023	94310	SPORTSPower	SPORT EQUIPMENT SUPPLIER	290.00
8/03/2023	94155	SPORTSWORLD OF WA	SPORT EQUIPMENT SUPPLIER	1,692.90
22/03/2023	94495	SPORTSWORLD OF WA	SPORT EQUIPMENT SUPPLIER	4,664.55
22/03/2023	94440	SPOTLIGHT	VACATION CARE SUPPLIES	177.40
8/03/2023	93961	SPRAYMOW SERVICES	MAINTENANCE SERVICES	6,717.40
22/03/2023	94275	SPRAYMOW SERVICES	MAINTENANCE SERVICES	2,843.80
22/03/2023	94435	ST GEORGE'S COMMUNITY CARE DUNSBOROUGH	MEETING ROOM HIRE	210.00
8/03/2023	93923	ST JOHN AMBULANCE	TRAINING SERVICES	160.00
22/03/2023	94456	STATE LIBRARY OF WESTERN AUSTRALIA	LIBRARY RESOURCES	2,106.22
22/03/2023	94336	STEPHEN AND TRACY PARNHAM	WATER CHARGE REIMBURSEMENT	3,185.80
8/03/2023	94105	STEWART & HEATON CLOTHING CO PTY LTD	PROTECTIVE CLOTHING SUPPLIER	680.28
22/03/2023	94438	STEWART & HEATON CLOTHING CO PTY LTD	PROTECTIVE CLOTHING SUPPLIER	1,984.70
8/03/2023	94162	STRATAGREEN	NURSERY SUPPLIES	145.53
8/03/2023	93937	SUMMERS CONSULTING	MOSQUITO BREEDING MONITORING	627.00
8/03/2023	93911	SUPERCHOICE	SUPERANNUATION	188,834.01



LISTING OF PAYMENTS MADE
UNDER DELEGATED AUTHORITY
FOR THE MONTH OF MARCH 2023

CHEQUE PAYMENTS	119611 - 119646	54,806.98
ELECTRONIC FUNDS TRANSFER PAYMENTS	93902 - 94201 and 94206 to 94540	7,970,944.89
TRUST ACCOUNT PAYMENTS	EFT# 94202 - 94205	25,949.96
PAYROLL PAYMENTS	01.03.23 - 31.03.23	164,967.34
INTERNAL PAYMENT VOUCHERS	DD #5221 - 5252	1,709,387.95
		9,926,057.12

23/03/2023	94215	SUPERCHOICE	SUPERANNUATION	191,815.04
22/03/2023	94483	SURF LIFE SAVING W.A.	LIFE GUARD CONTRACT	142,002.74
22/03/2023	94499	SURVCON PTY LTD	SURVEY SERVICES	2,761.00
22/03/2023	94370	SUSAN MATTHEWS	BJTP REFUND	58.00
8/03/2023	94127	SW PRECISION PRINT	PRINTING SERVICES	4,014.00
22/03/2023	94464	SW PRECISION PRINT	PRINTING SERVICES	5,040.00
15/03/2023	94186	SYNERGY	ELECTRICITY SUPPLIES	145,017.31
22/03/2023	94335	SYNERGY	ELECTRICITY SUPPLIES	1,665.61
8/03/2023	93976	TALOGY	PSYCHOMETRIC ASSESSMENT SERVICES	726.00
22/03/2023	94223	TARVIA PTY LTD	ENGINEERING SERVICES	586.30
8/03/2023	94017	TECH WINDOW GAVIN KENNETH BARNES t/as	IT SUPPORT AND RETAIL SALES	49.95
15/03/2023	94199	TELSTRA CORPORATION	COMMUNICATION SERVICES	10,257.45
22/03/2023	94436	TELSTRA CORPORATION LIMITED	RECOVERABLE COMMERCIAL WORKS - DUNSBOROUGH TOWNSCAPE	29,174.29
15/03/2023	94193	TELSTRA LIMITED	COMMUNICATION SERVICES	45.00
22/03/2023	94428	TELSTRA LIMITED	COMMUNICATION SERVICES	5,849.25
22/03/2023	94378	THE BUSSELTON OLD TIME DANCE INC	MINOR DONATION	250.00
22/03/2023	94403	THE CHILD KINGS	ENTERTAINMENT	400.00
22/03/2023	94421	THE MARGARET RIVER NATURAL SPRING WATER	BOTTLED WATER	165.00
8/03/2023	94035	THE SUGAR CHEF PATISSERIE	CATERING	413.00
15/03/2023	94190	THE SUGAR CHEF PATISSERIE	CATERING	176.00
22/03/2023	94360	THE SUGAR CHEF PATISSERIE	CATERING	190.00
8/03/2023	94004	THINK WATER DUNSBOROUGH	RETICULATION SERVICES	815.00
22/03/2023	94347	THINK WATER DUNSBOROUGH	RETICULATION SERVICES	504.83
8/03/2023	94012	THOMAS ECKERT	CARPENTRY WORK	762.30
8/03/2023	94164	THOMAS MAZEY	ART SALES	10.50
22/03/2023	94401	TILT FORCE TRANSPORT	TILT TRAY SERVICES	280.50
22/03/2023	94224	TINT A CAR BUSSELTON	MAINTENANCE SERVICES	495.00
8/03/2023	94075	TODD JOHNSON	FIRE HONORARIUM	221.75
8/03/2023	94044	TOSHIHIKO & RYOKO SAKAGAMI FUJI	BJTP REFUND	58.00
22/03/2023	94329	TOTAL TOOLS	TOOL PURCHASES	1,174.00
8/03/2023	94172	T-QUIP	MOWER PARTS & SERVICE	1,956.25
22/03/2023	94517	T-QUIP	MOWER PARTS & SERVICE	1,318.55
22/03/2023	94506	TRADE HIRE	PLANT HIRE & EQUIPMENT SERVICES	2,034.80
8/03/2023	93913	TRAFFIC FORCE	TRAFFIC MANAGEMENT SERVICES	1,383.80
8/03/2023	93953	TROPHIES ON TIME	NAME BADGE SUPPLIER	88.00
22/03/2023	94268	TROPHIES ON TIME	NAME BADGE SUPPLIER	77.00
22/03/2023	94291	TRUCK CENTRE (WA) PTY LTD	NEW VEHICLE PARTS & SERVICE	7,336.96
8/03/2023	94016	TRUCKLINE	PLANT PURCHASES / SERVICES / PARTS	520.27
22/03/2023	94350	TRUCKLINE	PLANT PURCHASES / SERVICES / PARTS	739.55
22/03/2023	94425	TWELVE PARSECS	ENTERTAINMENT - BATTLE OF THE BANDS	400.00
22/03/2023	94489	TYREPOWER BUSSELTON	PLANT TYRE SUPPLIER / REPAIRER	1,075.00
22/03/2023	94306	TYRES & MORE DUNSBOROUGH	TYRE SALES AND SERVICE	145.00
8/03/2023	94079	UNITING GLOBAL PTY LTD	CLEANING AND MAINTENANCE SERVICES	62,947.70
22/03/2023	94410	UNITING GLOBAL PTY LTD	CLEANING AND MAINTENANCE SERVICES	39,052.07
22/03/2023	94494	VEOLIA RECYCLING & RECOVERY PTY LTD	WASTE MANAGEMENT SERVICES	1,434.50
22/03/2023	94382	VISIMAX	FIRE EQUIPMENT SUPPLIER	467.28
22/03/2023	94413	VOGT GRAHAM LEGAL PTY LTD	LEGAL SERVICES	999.00
8/03/2023	94040	VOIDED	VOIDED	-
8/03/2023	94045	VOIDED	VOIDED	-
22/03/2023	94431	VOIDED	VOIDED	-
22/03/2023	94240	VORGE PTY LTD	GYM GOODS	1,597.20
15/03/2023	94200	W.A. HINO SALES & SERVICE	PLANT PURCHASES / SERVICES / PARTS	773.16
22/03/2023	94496	WA RANGERS ASSOCIATION	MEMBERSHIP FEES	250.00
22/03/2023	94477	WA TREASURY CORPORATION	LOAN REPAYMENTS	1,304,702.26
22/03/2023	94216	WALGA	WALGA TRAINING SERVICES	70.00
8/03/2023	93916	WEATHERSAFE WA (DEL-RAY CANVAS)	CANVAS SERVICES	660.00
22/03/2023	94256	WELARM PTY LTD	BUSSELTON GROUNDWATER INVESTIGATION	3,047.53
8/03/2023	94102	WELLTECH TOTAL WATER MANAGEMENT	WATER TOWER HIRE	3,276.44
8/03/2023	94134	WEST OZ LINEMARKING	LINE MARKING SERVICES	2,476.10
22/03/2023	94469	WEST OZ LINEMARKING	LINE MARKING SERVICES	1,204.50
22/03/2023	94356	WESTERN GROWERS FRESH	CATERING	1,049.00
8/03/2023	93959	WESTERN IRRIGATION PTY LTD	BORE AND IRRIGATION SERVICES	6,007.32
22/03/2023	94452	WESTERN POWER CORPORATION	ELECTRICAL SERVICES	616.78
8/03/2023	94135	WESTRAC EQUIPMENT P/L	PLANT PURCHASES / SERVICES / PARTS	1,921.82
22/03/2023	94470	WESTRAC EQUIPMENT P/L	PLANT PURCHASES / SERVICES / PARTS	2,662.28
8/03/2023	94073	WESTSIDE TILT TRAY SERVICE	ABANDONED CAR REMOVAL	165.00
22/03/2023	94332	WHO'S ON LOCATION LIMITED	ELECTRONIC VISITOR MANAGEMENT SYSTEM	70.00
8/03/2023	93978	WIN MCGILL	ART SALES	10.50
8/03/2023	94122	WINC AUSTRALIA PTY LTD	STATIONERY SUPPLIER	73.41
22/03/2023	94457	WINC AUSTRALIA PTY LTD	STATIONERY SUPPLIER	568.10
22/03/2023	94237	WOODLANDS DISTRIBUTORS & AGENCIES PTY LTD	STREETSCAPE FURNITURE	8,702.76
8/03/2023	94138	WORK CLOBBER	PROTECTIVE CLOTHING SUPPLIER	417.00
22/03/2023	94472	WORK CLOBBER	PROTECTIVE CLOTHING SUPPLIER	264.00
8/03/2023	94154	WREN OIL	WASTE OIL SERVICES	16.50
22/03/2023	94493	WREN OIL	WASTE OIL SERVICES	16.50
8/03/2023	93962	YAHAYA KOFFEE WORKS WHOLESALE	CATERING	730.00
22/03/2023	94276	YAHAYA KOFFEE WORKS WHOLESALE	CATERING	399.90
8/03/2023	94136	YALLINGUP COASTAL VOLUNTEER BUSHFIRE BRIGADE	PETTY CASH REIMBURSEMENT	190.24
22/03/2023	94426	YELVERTON BIO INDUSTRIES	SLUDGE ANALYSIS LEACHATE POND DUNSBOROUGH	2,953.70
22/03/2023	94419	YOUTH AFFAIRS COUNCIL OF WA (YACWA)	YOUTH AND COMMUNITY SECTOR WORKSHOPS	8,316.00
22/03/2023	94460	ZIPFORM	PRINTING SERVICES	2,688.91
22/03/2023	94422	ZONE 50 ENGINEERING SURVEYS PTY LTD	SURVEYING SERVICES	3,954.50
				7,970,944.89

TRUST PAYMENTS MARCH 2023



LISTING OF PAYMENTS MADE
UNDER DELEGATED AUTHORITY
FOR THE MONTH OF MARCH 2023

CHEQUE PAYMENTS	119611 - 119646	54,806.98
ELECTRONIC FUNDS TRANSFER PAYMENTS	93902 - 94201 and 94206 to 94540	7,970,944.89
TRUST ACCOUNT PAYMENTS	EFT# 94202 - 94205	25,949.96
PAYROLL PAYMENTS	01.03.23 - 31.03.23	164,967.34
INTERNAL PAYMENT VOUCHERS	DD #5221 - 5252	1,709,387.95
		9,926,057.12

DATE	REF #	NAME	DESCRIPTION	AMOUNT \$
16/03/2023	94203	CITY OF BUSSELTON - EFT	INTERNAL PAYMENTS / COMMISSIONS	554.25
16/03/2023	94204	CONSTRUCTION TRAINING FUND	CTF LEVY	2,920.09
16/03/2023	94202	DEPARTMENT OF MINES, INDUSTRY REGULATION & SAFETY	BUILDING SERVICES LEVY	22,413.97
22/03/2023	94205	WEST WIDE SHED SERVICES	BUILDING FEE REFUND	61.65
				25,949.96

INTERNAL PAYMENT VOUCHERS (DIRECT DEBITS) MARCH 2023				
DATE	REF #	NAME	DESCRIPTION	AMOUNT \$
7/03/2023	5251	AMPOL	FUEL	113413.46
1/03/2023	5225	ANZ BANK	BANK FEES	15.00
1/03/2023	5226	ANZ BANK	BANK FEES	15.00
6/03/2023	5229	ANZ BANK	BANK FEES	775.78
6/03/2023	5230	ANZ BANK	BANK FEES	2,253.96
6/03/2023	5231	ANZ BANK	BANK FEES	177.47
6/03/2023	5232	ANZ BANK	BANK FEES	254.01
1/03/2023	5234	ANZ BANK	BANK FEES	6,996.17
9/03/2023	5250	ANZ BANK - VISA CARD	CREDIT CARD PAYMENT	17,391.71
		Apple ICLOUD STORAGE	ICLOUD STORAGE - O.DARBY	4.49
		SAI GLOBAL- AUSTRALIAN STANDARDS	AS 2021:2015 CONSTRUCTION AGAINST AIRCRAFT NOISE	284.69
		COLES- CATERING	STAFF FAREWELL MORNING TEA-J.TAUKIRI	45.00
		COLES- CATERING	STAFF FAREWELL MORNING TEA-A.CLARKE	45.00
		DOMINOS- YOUTH SERVICES	CATERING- SATURDAY NIGHT PROGRAM	103.93
		FACEBOOK ADVERTISING	GLC-MEMBERSHIP SALE	56.43
		DOMINOS- YOUTH SERVICES	CATERING- SATURDAY NIGHT PROGRAM	103.98
		HOLIDAY HOME MADE EASY	ACCOMMODATION FOR BEYOND THE VASSE TEAM -SALTWATER OPENING	1,115.20
		SENDGRID	EMAIL PROGRAM FOR CUSTOMER RETENTION AND CONTACT-GLC	29.98
		OCULUS	OCULUS VR GAMES -YOUTH SERVICES	228.94
		RADIOLOGICAL COUNCIL	AIRPORT EQUIPMENT REGISTRATION	480.00
		DOMINOS- YOUTH SERVICES	CATERING- SATURDAY NIGHT PROGRAM	104.45
		MAILCHIMP-ELECTRONIC MARKETING	LIBRARY NEWSLETTER AND MARKETING	113.75
		MESSAGEMEDIA	GLC - CUSTOMER RETENTION AND CONTACT SYSTEM	83.16
		SPOTIFY	MUSIC FOR YOUTH SERVICES EVENTS	18.99
		FACEBOOK ADVERTISING	GLC-MEMBERSHIP SALE	62.18
		CITY OF BUSSELTON	BUILDING LEVY -BMRA	61.65
		REGIONAL ARTS WA	CREATIVE LEADERSHIP TRAINING - J.HAPP	200.00
		MAILCHIMP -ARTGEO	ELECTRONIC MARKETING -ARTGEO	104.38
		DOMINOS- YOUTH SERVICES	CATERING- SATURDAY NIGHT PROGRAM	108.98
		TERRY TRUCK RENTALS /HERTZ DEPOSIT	TRANSPORT FOR BEYOND THE VASSE TEAM -SALTWATER OPENING	1,039.16
		SPOTLIGHT	SKATEBOARD DECK-DUNS SKATEPARK EVENT	600.00
		DOMINOS- YOUTH SERVICES	CATERING- SATURDAY NIGHT PROGRAM	127.45
		POST OFFICE DUNS	WA POLICE NPC APPLICATION	58.70
		MAILCHIMP	ELECTRONIC NEWSLETTER PR	352.40
		PERTH AIRPORT PARKING	PARKING WHILE ATTENDING RCA CONFERENCE IN CANBERRA-CEO & MAYOR	96.07
		AERIAL CG -TAXI	MAYOR/CEO TAXI FARE- RCA DELEGATION CANBERRA	28.51
		VIRGIN AUSTRALIA INFILIGHT FOOD	INFILIGHT FOOD- RCA CONFERENCE IN CANBERRA-CEO & MAYOR	30.00
		HOTEL REALM PTY LTD	DRINKS- RCA CONFERENCE IN CANBERRA-CEO & MAYOR	56.00
		BRASSEY HOTEL CANBERRA	ACCOMMODATION-RCA CONFERENCE CANBERRA-MAYOR HENLEY	309.00
		BRASSEY HOTEL CANBERRA	ACCOMMODATION-RCA CONFERENCE CANBERRA-CEO	320.00
		CITY HILL COFFEE CANBERRA AIRPORT	MEAL-RCA CONFERENCE CANBERRA-CEO	42.36
		FLORIST GUMP	SYMPATHY FLOWERS	108.00
		COLES EXPRESS DUNSBOROUGH	FUEL CEO VEHICLE	149.16
		REGIONAL AUSTRALIA INSTITUTE	ATTENDANCE TO REGIONS RISING -T.NOTTLE	220.00
		WEST AUSTRALIAN	DIGITAL SUBSCRIPTION	28.00
		ECU	TUITION FEES	4,260.00
		VITALSOURCE	STUDY ASSISTANCE- T.NOTTLE	79.26
		AUST. LIBRARY AND INFORMATION ASSOCIATION	JOB ADVERTISEMENT -LIBRARIAN ESERVISES	595.00
		CONETIX PTY LTD	SPAM FILTER- busselton.wa.gov.au & artgeo.com.au	480.00
		GO DADDY	DOMAIN REGISTRATION RENEWAL -SALTWATERBUSSELTON.COM.AU	21.95
		OFFICEWORKS	THUMBDRIVES	59.25
		DEPUTY	DEPUTY ROSTERING SYSTEM GLC	859.49
		MWAVE	12 USB DESKTOP EXTENDERS	154.35
		GO DADDY	DOMAIN REGISTRATION RENEWAL -SALTWATERBUSSELTON.COM	32.92
		ZOOM	MONTHLY SUBSCRIPTION	129.72
		GO DADDY	WILDCARD RENEWAL BUSSELTON.WA.GOV.AU	1,499.91
		DELAWARE NORTH	BREAKFAST- EX TROPICAL CYCLONE ELLIE DEPLOYMENT INCIDENT 603042	25.50
		PERTH AIRPORT PTY LTD	AIRPORT PARKING- EX TROPICAL CYCLONE ELLIE DEPLOYMENT INCIDENT 603042	145.37
		REGIONAL AUST. INST.	REGIONS RISING EVENT-CR COX	220.00
		THAI LEMONGRASS	COUNCIL CATERING 08/02/23	370.00
		NATIONAL TAX & ACCOUNTANTS ASSOC.	2023 FBT ONLINE SEMINAR J. SPURGEON	469.00
		REGIONAL AUST. INST.	REGIONS RISING EVENT-CR RICHARDS	220.00
		IAF2 AUSTRALIASIA	EVALUATE ENGAGEMENT -VIRTUAL TRAINING-K.JAMES	850.00
22/03/2023	5249	B STEWART	REFUND OF RATE OVERPAYMENT	1,183.29
20/03/2023	5241	BARRIER REEF POOLS	APPLICATION REFUND	61.65
16/03/2023	5240	BUSSELTON HOCKEY CLUB	APPLICATION REFUND	307.00
15/03/2023	5233	COMMONWEALTH BANK	BANK FEES	555.09
15/03/2023	5238	COMMONWEALTH BANK	BANK FEES	27.20
21/03/2023	5245	CR. MIKAYLA LOVE	COUNCILOR PAYMENT	311.36
21/03/2023	5243	D COSGROVE	REFUND OF ANIMAL TRAP BOND	100.00
15/03/2023	5237	D HOMER	REFUND OF ANIMAL TRAP BOND	100.00
20/03/2023	5241	GOOD TIMES TOURING	REFUND OF HALL & KEY DEPOSITS	1,000.00
29/03/2023	5252	GRAPES OF MIRTH	REFUND OF BOND APPLICATION	569.00
1/03/2023	5222	J CRITCH	REFUND OF RATE OVERPAYMENT	1814.40
14/03/2023	5235	K MAIDEN	APPLICATION REFUND	85.00
2/03/2023	5224	L GEORGE	REFUND OF ANIMAL TRAP BOND	100.00









LISTING OF PAYMENTS MADE
UNDER DELEGATED AUTHORITY
FOR THE MONTH OF MARCH 2023

CHEQUE PAYMENTS	119611 - 119646	54,806.98
ELECTRONIC FUNDS TRANSFER PAYMENTS	93902 - 94201 and 94206 to 94540	7,970,944.89
TRUST ACCOUNT PAYMENTS	EFT# 94202 - 94205	25,949.96
PAYROLL PAYMENTS	01.03.23 - 31.03.23	164,967.34
INTERNAL PAYMENT VOUCHERS	DD #5221 - 5252	1,709,387.95
		9,926,057.12

1/03/2023	5227	LES MILLS ASIA PACIFIC	CONTRACT FEES	524.85
1/03/2023	5228	LES MILLS ASIA PACIFIC	CONTRACT FEES	629.82
22/03/2023	5249	LUGGER ENTERPRISES	APPLICATION REFUND	4,590.00
1/03/2023	5239	NAUTICAL DRIVE FEST	APPLICATION REFUND	1,139.00
14/03/2023	5236	P BLAKE	REFUND OF ANIMAL TRAP BOND	100.00
20/03/2023	5247	P MAIOLO	AIRPORT PARKING CARD REFUND	20.00
14/03/2023	5235	P SMALL	REFUND OF RATE OVERPAYMENT	1,345.95
1/03/2023	5221	PEOPLE SENSE PTY LTD	BOND REFUND	246.40
3/03/2023	5223	R SERROAN	APPLICATION REFUND	147.00
1/03/2023	5221	S HARTNETT	REFUND OF HALL & KEY DEPOSITS	500.00
1/03/2023	5239	S HIGGINBOTTOM	APPLICATION REFUND	284.00
14/03/2023	5235	S KING	REFUND OF RATE OVERPAYMENT	352.00
1/03/2023	5239	S MIGHALL	APPLICATION REFUND	1,137.27
22/03/2023	5244	S RICHARDSON	REFUND OF RATE OVERPAYMENT	511.00
14/03/2023	5235	S RUSHFORTH	REFUND OF RATE OVERPAYMENT	564.00
22/03/2023	5248	S SWEATMAN	AIRPORT PARKING CARD REFUND	20.00
1/03/2023	5222	SOUTHWESTERN HOSPITALITY	APPLICATION REFUND	295.00
14/03/2023	5235	SUN CREAM NINGALOO	APPLICATION REFUND	77.33
22/03/2023	5246	SURVON LAND SURVEY	APPLICATION REFUND	146.00
20/03/2023	5242	T MCAULIFFE	REFUND OF ANIMAL TRAP BOND	100.00
22/03/2023	5249	T WILDING	REFUND OF RATE OVERPAYMENT	3,091.44
1/03/2023	5221	TANGENT	APPLICATION REFUND	1,639.73
				164,967.34

6.2 FINANCIAL ACTIVITY STATEMENTS - YEAR TO DATE AS AT 31 MARCH 2023

STRATEGIC THEME	LEADERSHIP - A Council that connects with the community and is accountable in its decision making.
STRATEGIC PRIORITY	4.2 Deliver governance systems that facilitate open, ethical and transparent decision making.
SUBJECT INDEX	Financial Activity Statements
BUSINESS UNIT	Financial Services
REPORTING OFFICER	Manager Financial Services - Paul Sheridan
AUTHORISING OFFICER	Acting Director, Finance and Corporate Services - Sarah Pierson
NATURE OF DECISION	Executive: Substantial direction setting, including adopting budgets, strategies, plans and policies (excluding local planning policies); funding, donations and sponsorships; reviewing committee recommendations
VOTING REQUIREMENT	Simple Majority
ATTACHMENTS	Attachment A Investment Report - March 2023   Attachment B Loan Schedule - March 2023   Attachment C Financial Activity Statement - March 2023  

OFFICER RECOMMENDATION

That the Council receives the statutory financial activity statement reports for the period ending 31 March 2023, pursuant to Regulation 34(4) of the *Local Government (Financial Management) Regulations 1996*.

EXECUTIVE SUMMARY

Pursuant to Section 6.4 of the *Local Government Act 1995* (the Act) and Regulation 34(4) of the *Local Government (Financial Management) Regulations 1996* (the Regulations), a local government is to prepare, on a monthly basis, a statement of financial activity that reports on the City's financial performance in relation to its adopted / amended budget.

This report has been compiled to fulfil the statutory reporting requirements of the Act and associated Regulations, whilst also providing the Council with an overview of the City's financial performance on a year to date basis, for the period ending 31 March 2023.

BACKGROUND

The Regulations detail the form and manner in which financial activity statements are to be presented to the Council on a monthly basis, and are to include the following:

- Annual budget estimates
- Budget estimates to the end of the month in which the statement relates
- Actual amounts of revenue and expenditure to the end of the month in which the statement relates
- Material variances between budget estimates and actual revenue/expenditure (including an explanation of any material variances)
- The net current assets at the end of the month to which the statement relates (including an explanation of the composition of the net current position)

Additionally, and pursuant to Regulation 34(5) of the Regulations, a local government is required to adopt a material variance reporting threshold in each financial year. At its meeting on 3rd August 2022, the Council adopted (C2208/198) the following material variance reporting threshold for the 2022/23 financial year:

That pursuant to Regulation 34(5) of the Local Government (Financial Management) Regulations, the Council adopts a material variance reporting threshold with respect to financial activity statement reporting for the 2022/23 financial year as follows:

- *Variances equal to or greater than 10% of the year to date budget amount as detailed in the Income Statement by Nature and Type/Statement of Financial Activity report, however variances due to timing differences and/or seasonal adjustments are to be reported only if not to do so would present an incomplete picture of the financial performance for a particular period; and*
- *Reporting of variances only applies for amounts greater than \$50,000.*

OFFICER COMMENT

In order to fulfil statutory reporting requirements and to provide the Council with a synopsis of the City's overall financial performance on a year to date basis, the following financial reports are attached hereto:

Statement of Financial Activity

This report provides details of the City's operating revenues and expenditures on a year to date basis, by nature and type (i.e. description). The report has been further extrapolated to include details of non-cash adjustments and capital revenues and expenditures, to identify the City's net current position; which reconciles with that reflected in the associated Net Current Position report.

Net Current Position

This report provides details of the composition of the net current asset position on a full year basis, and reconciles with the net current position as per the Statement of Financial Activity.

Capital Acquisition Report

This report provides full year budget performance (by line item) in respect of the following capital expenditure activities:

- Land and Buildings
- Plant and Equipment
- Furniture and Equipment
- Infrastructure

Reserve Movements Report

This report provides summary details of transfers to and from reserve funds, and associated interest earnings on reserve funds, on a full year basis.

Additional reports and/or charts can be provided as required to further supplement the information comprised within the statutory financial reports.

Comments on Financial Activity to 31 March 2023

The Statement of Financial Activity (FAS) for the year to date (YTD) shows an overall Net Current Position of \$10.9M as opposed to the YTD budget of **(\$3.7M)**. This represents a positive variance of \$14.6M YTD.

The following table summarises the major YTD variances that appear on the face of the FAS, which, in accordance with Council's adopted material variance reporting threshold, collectively make up the above difference. Each numbered item in this lead table is explained further in the report.

Description	2022/23 Actual YTD \$	2022/23 Amended Budget YTD \$	2022/23 Amended Budget \$	2022/23 YTD Bud Variance %	2022/23 YTD Bud Variance \$	Change in Variance Current Month \$
Revenue from Ordinary Activities				9.61%	7,177,297	746,612
1. Operating Grants, Subsidies and Contributions	2,409,734	1,776,778	3,432,638	35.62%	632,957	(49,663)
2. Fees & Charges	18,712,069	13,954,543	19,894,021	34.09%	4,757,526	582,874
3. Other Revenue	412,995	264,044	351,906	56.41%	148,951	(8,435)
4. Interest Earnings	2,938,598	1,475,191	2,019,250	99.20%	1,463,407	262,112
Expenses from Ordinary Activities				(14.01%)	(7,920,127)	(1,192,970)
5. Materials & Contracts	(14,487,875)	(8,948,710)	(23,416,561)	(61.90%)	(5,539,165)	(949,450)
6. Utilities (Gas, Electricity, Water etc)	(2,053,024)	(1,832,451)	(2,876,680)	(12.04%)	(220,573)	(35,803)
7. Insurance Expenses	(869,528)	(635,989)	(652,369)	(36.72%)	(233,539)	(82)
8. Other Expenditure	(2,642,346)	(2,067,140)	(7,677,546)	(27.83%)	(575,206)	(109,993)
9. Non-Operating Grants, Subsidies and Contributions	9,339,721	594,396	32,939,826	1471.30%	8,745,325	4,000,012
Capital Revenue & (Expenditure)				10.93%	4,521,253	(189,740)
10. Land & Buildings	(9,652,732)	(11,876,748)	(41,476,124)	18.73%	2,224,016	307,498
Plant & Equipment	(1,032,981)	(1,277,273)	(4,773,534)	19.13%	244,292	1,131,195
Furniture & Equipment	(680,487)	(556,190)	(1,178,086)	(22.35%)	(124,297)	(2,446)
Infrastructure	(10,713,788)	(13,669,313)	(23,055,781)	21.62%	2,955,526	(91,128)
11. Proceeds from Sale of Assets	396,242	585,452	460,652	(32.32%)	(189,210)	(409,198)
12. Proceeds from New Loans	6,500,000	0	6,750,000	100.00%	6,500,000	0
13. Transfer to Restricted Assets	(21,629,258)	0	0	(100.00%)	(21,629,258)	(5,251,849)
14. Transfer from Restricted Assets	14,150,688	0	13,038,048	100.00%	14,150,688	4,103,088
15. Transfer from Reserves	4,190,034	2,145,016	39,885,838	95.34%	2,045,018	993,476

Cost Centre Code	Cost Centre Code Description	Actual YTD \$	Amended Budget YTD \$	Variance YTD \$	Variance YTD %	Change in Variance Current Month \$
<u>Community & Commercial Services</u>		54,377	1,727	52,650	3048.0%	2,872
1007	Airport Operations	37,930	675	37,255	5516.6%	203
The City is the airfield representative for ABP and on occasion will process fuel sales on their behalf. The funds are then paid onto ABP. There has been higher activity levels in this area than initially anticipated.						
<u>Planning & Development Services</u>		71,937	92,390	(20,453)	(22.1%)	(3,800)
1053	Regulatory Compliance	27,417	-	27,417	100.0%	640
This unbudgeted income relates to a Long Service Leave entitlement paid to the City from another Local Government entity, for an employee that had accumulated that entitlement at that other entity, and has now taken the leave.						
1054	Ranger & Emergency Management	30,996	86,184	(55,188)	(64.0%)	(4,332)
Main variances include: <ul style="list-style-type: none"> • Fire Prevention DFES – under \$18K: Change in allocation in budget – ESL commission is now allocated to Finance due to the administration of this funding sitting within the responsibilities of this business area. • Parking Control – \$22K under: income dependent on number of parking offences. There had been a decrease in scheduled patrols due to staff absences, also fewer patrols and infringements in Dunsborough due to road works resulting in temporary reduction in parking bays. • Animal Control – \$14K under: income dependent on number of animal control offences. There has been more of a focus on education, rather than an immediate issuance of infringements. Anecdotally, this emphasis on education has also seen lower actual infringement. 						
<u>Engineering & Works Services</u>		211,091	148,540	62,551	42.1%	(13,202)
1024	Waste & Fleet Management	202,883	142,096	60,787	42.8%	(13,202)
Positive variance due to increased revenue from Waste Facilities receiving volumes above the forecasted amounts.						

4. Interest Earnings

\$1.5M better than YTD budget due to much higher than expected interest rates, plus a higher than forecast cash on hand position in comparison to previous years. This is due mainly to the earlier than forecast application and receipt of the budgeted Saltwater construction project loans cash, and subsequent re-investment in term deposits (due to rising rates), until required for use in the project.

Expenses from Ordinary Activities

Expenditure from ordinary activities is \$7.9M, or 14%, more than expected when compared to the budget YTD. The expense line items on the face of the financial statement that have a YTD variance that meet the material reporting threshold are outlined below.

\$5.5M, or 61.9%, over the budget YTD. The main contributing items are listed below:

[illegible]

6. Utilities (Gas, Electricity, Water etc)

In total, over budget by \$221K YTD, broken down as follows:

Description	FY Budget Expense	YTD Budget Expenses	YTD Actual Expenses	YTD Variance
3500 - Electricity	1,814,016	1,138,467	1,406,576	(268,108)
3505 - Gas - Reticulated	4,971	2,875	1,419	1,456
3506 - Gas - LPG Bottled	16,041	0	16,994	(16,994)
3507 - Gas - Alinta Boiler Gas (BJTP)	5,843	3,612	2,530	1,082
3510 - Water Consumption	491,504	279,411	289,757	(10,345)
3511 - Water Meter Rental & Supply Charge	86,520	49,412	65,286	(15,874)
3513 - Sewerage Volume Charges	32,134	31,468	12,915	18,553
3514 - Sewerage Charge (Rates)	98,871	93,527	54,405	39,122
3520 - Office Telephones, Faxes & Internet	96,909	70,497	73,073	(2,576)
3521 - Public WIFI	40,693	31,286	32,419	(1,133)
3522 - Mobile Devices Costs	102,395	71,967	48,270	23,697
3524 - Other Telecommunication & Network Costs	86,783	59,929	53,012	6,916
	2,876,680	1,832,451	2,056,656	(224,205)

The electricity charges are significantly over budget YTD due to the entire year budgets for GLC and NCC being allocated to June (tracking well compared to full year budget of \$223K), as well as budget timing for Street Lighting. It is however expected that overall electricity charges for the City will be over budget in the vicinity of approximately \$50K. A portion of this will be offset by on-charges of variable outgoings to the various tenants of the City's buildings.

Gas is over budget due to the budget timing allocated to the end of the year. Spend is on track to meet or be under budget by year end.

Between Water Consumption & Water Rental & Supply charges, the YTD overspend to budget is also attributable to budget timing, with actual charges YTD on track to coming in under the full year budget by year end.

Sewerage charges and rates are significantly under budget YTD due to delays in allocating the annual notices, which have in fact been received and paid. This variance will rectify in the subsequent months.

Telecommunications, internet and network costs are under YTD due to billing lags in relation to the mobile account. It is expected to come in close to budget by year end.

7. Insurance Expenses

The full year budget for all insurance is \$1.32M, split \$652K in Insurance Expenses and \$672K in Employment Costs. Insurance costs that are categorised in the operational nature & type are \$234K over budget YTD due to the timing of the budget allocation and that fact that all premiums have been paid. This is however expected to be \$217K over by year end. Apart from rising insurance costs globally, the biggest cause for this over spend is the significantly higher than expected asset values, which are used by the insurers in setting premiums, that arose from the organisation wide independent asset revaluation conducted in early 2022.

This is outlined in the table below:

Description	FY Budget Expense	YTD Budget Expenses	YTD Actual Expenses	Variance to FY Budget	Variance to YTD Budget
3565 - Art Works Insurance	1,969	1,801	8,547	(6,578)	(6,746)
3566 - Building Insurance	140,111	131,816	308,288	(168,177)	(176,472)
3568 - Electronic Equipment Insurance	1,298	1,298	4,036	(2,738)	(2,738)
3569 - Insurance Excess	0	0	1,000	(1,000)	(1,000)
3570 - Machinery Breakdown Insurance	796	796	22,139	(21,343)	(21,343)
3571 - Marine Crafts Insurance	251	0	1,654	(1,403)	(1,654)
3572 - Motor Vehicle & Plant Insurance	40,127	38,996	102,598	(62,471)	(63,602)
3573 - Multi Risk Insurance	21,747	16,846	35,989	(14,242)	(19,143)
3575 - Public Liability Insurance	398,824	399,075	339,962	58,862	59,113
3576 - Other General Insurance Costs	45,948	44,063	29,547	16,401	14,516
3577 - Cyber Liability	1,298	1,298	15,769	(14,471)	(14,471)
Total	652,369	635,989	869,528	(217,159)	(233,539)

8. Other Expenditure

\$575K, or 27.8%, over the budget YTD. The main contributing items are listed below:

Cost Centre Code	Cost Centre Code Description	Actual YTD \$	Amended Budget YTD \$	Variance YTD \$	Variance YTD %	Change in Variance Current Month \$
<u>Executive Services</u>		41,539	26,969	(14,570)	(54.0%)	(690)
1000	Office of the CEO	41,539	26,969	(14,570)	(54.0%)	(690)
The overspend mainly relates to an unbudgeted amount of \$11.3K, which is the recognition of the contribution the City makes to the COVID-19 clinic at the YCAB, by virtue of recognising the value of rent not charged. This is offset by the recognition of the revenue in Fees & Charges under YCAB, so has a nil cash impact. There is also a minor \$3.3K timing difference in the CEO discretionary line contributing to the YTD overspend.						
<u>Finance and Corporate Services</u>		647,524	713,375	65,851	9.2%	31,046
1028	Governance and Corporate Services	392,309	483,109	90,800	18.8%	30,468
The underspend relates to reduced civic events catering and YTD underspends across merchandising and public relation accounts. These will be used to fund a Regulation 17 Review – to be invoiced. The Members of Council budget is also underspent in catering (linked to the revised meeting schedule) and conferences and training.						
1030	Human Resources	33,991	5,969	(28,022)	(469.4%)	106
The overspend relates to Long Service Leave contributions to other LG's (which are unable to be accurately budgeted) and timing variances in catering budget.						
<u>Community and Commercial Services</u>		1,763,738	1,168,973	(594,766)	(50.9%)	(115,102)
1002	Events & Cultural	63,275	151,578	88,303	58.3%	(10,180)
Events and Cultural other expenses is underspent mainly in BPACC (Saltwater) operations in the areas of marketing and event attraction. Spending in these areas has been delayed until there is increased certainty with event organisers to take bookings and the software system to handle payments is implemented. We are also waiting on the outcome of a conference bid and a large funding application which require contribution payments.						
1004	Events	911,700	888,183	(23,517)	(2.6%)	12,935
Events overspend is timing related with invoicing of round 1 funding of events and marketing initiatives happening in the first half of the financial year, but the budget has been allocated mainly to the back end of the year. Based on events that have been approved for funding YTD, it is expected that total spend will come in approximately \$33K under budget by year end.						
1007	Airport Operations	321,564	98,506	(223,057)	(226.4%)	(17,278)
This is due to a timing variance with the Airline Attraction budget allocation being posted in month 12 and YTD actual expenses having been incurred to date.						
1008	Economic & Business Development	124,791	15,612	(109,178)	(699.3%)	750
This category is overspent mainly due to 2 line items - MRBTA visitor servicing for which the budget expenditure is projected for month 12 and the first two quarters payments having been made, and consultancy for which the budget expenditure is projected for month 12 and some expenditure has occurred YTD.						
1009	Community & Recreation Management	288,351	1,000	(287,351)	(28735.1%)	(94,095)
The variance is timing related with the total budget for the year allocated to June 2023. CAP funding payments are expected to exceed by end of year \$50-80k, offset somewhat by the savings of approximately \$50K in the YouChoose program in Governance that will not be spent.						

Cost Centre Code	Cost Centre Code Description	Actual YTD \$	Amended Budget YTD \$	Variance YTD \$	Variance YTD %	Change in Variance Current Month \$
1011	Leisure Centres	34,621	3,283	(31,337)	(954.5%)	(4,742)
The variance is timing related due to spread of the budget. Actual expenditure to date represents 66% of the other expenses budget and is actually underspent compared to 9/12 even spread of the full year budget of \$53K.						
<u>Planning and Development Services</u>		75,025	83,070	8,045	9.7%	(4,302)
1045	Planning Administration Support	-	30,780	30,780	100.0%	-
Funds are for the Busselton & Dunsborough Centres Refurbishment Subsidy Programme. The City has not undertaken an EOI programme this financial year, as a result, no applications for funding assistance have been received.						
1048	Statutory Planning	6,315	-	(6,315)	100.0%	-
The overspend relates to Long Service Leave contributions to other LG's for former employee's (which are unable to be accurately budgeted). It is covered by the provision for LSL.						
1054	Ranger & Emergency Services	20,002	3,945	(16,057)	(407.1%)	(4,503)
\$6K relates to a spend against Rangers for contributions to another LG for LSL. The remainders relates to earlier than anticipated spending on supplies for the various brigades, compared to the months where the budget is allocated.						
<u>Engineering and Works Services</u>		114,304	74,754	(39,550)	(52.9%)	(20,944)
1019	Facilities Maintenance	34,917	18,212	(16,705)	(91.7%)	122
The variance in Facilities is due to greater ESL levies being paid than was originally budgeted for. The variance in Donations, contributions and subsidies is the contribution the City pays to MRBTA for our share of the cleaning costs – This is allowed for in the operational budget and an overall overspend is not anticipated.						
1024	Waste Management	56,204	40,992	(15,213)	(37.1%)	(20,960)
The overspend is due to water cost reimbursements paid to residents in relation to the Rendezvous issue. It is expected that these will be over budget by approximately \$15K by year end.						

9. Non-Operating Grants, Subsidies & Contributions

The positive variance of \$8.7M is mainly due to the items in the table below. It should be noted that any negative variance in this area will approximately correlate to an offsetting positive underspend variance in a capital project tied to these funding sources. This can be seen in the section below that outlines the capital expenditure variances. Where this is not the case, the reconciliation of the projects and the required funding to be recognised in revenue is not completed until closer to year end.

The overall positive variance however, due to certain projects in the table below, is due to a reimbursement of the municipal fund required for cashflow purposes a lot earlier than was initially budgeted.

Revenue Code	Revenue Code Description	Actual YTD \$	Amended Budget YTD \$	Variance YTD \$	Variance YTD %	Change in Variance Current Month \$
<u>Finance and Corporate Services</u>		76,801	-	76,801	100.0%	-
1033	Financial Services	7,801	-	7,801	100.0%	-
1041	Land and Property Leasing	69,000	-	69,000	100.0%	-

Project Code	Project Code Description	Actual YTD \$	Amended Budget YTD \$	Variance YTD \$	Variance YTD %	Change in Variance Current Month \$
12795	Busseton Depot CCTV & Electronic Gate(C)	29,636	66,250	36,614	55%	(12,553)
Timing is variance related. The CCTV component of the total project budget (\$55K) is expected to be completed by the end of April, with \$30K committed. The remaining budget for the gate component is expected to be expended.						
12793	Bunker Bay Ablution - Improvements(C)	-	12,750	12,750	100%	1,417
Variance is due to timing. The budget is expected to be expended by the end of the financial year.						
12797	Dunsborough Hall Renewals(C)	1,856	20,059	18,203	91%	441
Variance is due to timing. The budget is expected to be expended by the end of the financial year.						
12800	Old Courthouse and Jail Cells (C)	17,860	45,750	27,890	61%	5,083
Variance is due to timing. The budget is expected to be expended by the end of the financial year.						
12801	Old Police Quarters - Roof Renewal(C)	-	45,000	45,000	100%	5,000
Variance is due to timing. The budget is expected to be expended by the end of the financial year.						
12804	Airport Terminal Building(C)	4,836	23,840	19,004	80%	2,649
Variance is due to timing. The budget is expected to be expended by the end of the financial year.						
12942	Asbestos Removal & Replacement(C)	2,960	24,750	21,790	88%	(210)
Variance is due to timing. The budget is expected to be expended by the end of the financial year.						
Plant & Equipment		1,032,981	1,277,273	244,292	19%	1,131,195
The \$244k underspend is due to delays in delivery of plant and equipment currently on order.						
Furniture & Office Equipment		680,487	556,190	(124,297)	(22%)	(2,446)
10965	P&E - P&G Smart Technologies(C)	14,400	-	(14,400)	0%	(13,893)
This is a timing variance, with the full year budget of \$100K allotted to later in the financial year. Procurement in currently underway with full budget expenditure planned for this financial year.						
12876	ICT Services - Equipment & Software Purchases(C)	287,348	219,845	(67,503)	(31%)	-
YTD variance is attributable to \$110k for procurement of 50 laptops in 2021/22 financial year that were only delivered in the 2022/23 financial year. By year end however, other planned spends will be deferred so that we meet budget.						
14729	Events Furniture & Equipment(C)	239,819	200,000	(39,819)	(20%)	(36,531)
The overspend relates to work invoice for the additional cost of \$50,000 to upgrade the power supply to the new electronic billboard. These extra works were approved by Council (C2208/210), to be funded from the Marketing & Area Promotions Reserve.						
14730	Geographe Leisure Centre Fitness Equipment(C)	-	18,160	18,160	100%	-
Capital funds planned to be expended in April for the purchase and installation of shade structure in the outdoor pool area.						

Project Code	Project Code Description	Actual YTD \$	Amended Budget YTD \$	Variance YTD \$	Variance YTD %	Change in Variance Current Month \$
Various	Footpaths & Cycleways	195,406	1,009,446	814,040	81%	(68,755)
<p>There remain some budget timing variances within this item with delivery on schedule. The \$883k YTD variance includes:</p> <ul style="list-style-type: none"> • \$115k Carey Street Footpath Construction (10742) – Works in progress and planned for completion in late April. • \$309k Causeway Road Shared Path (11986) – Contract awarded. Construction commencement planned early May. • \$100k Busselton CBD Footpath Renewal (10741) – scheduled to commence in May. • \$73k Prince Regent Drive (12817) – Works in progress and planned for completion in late April. • \$70k Coastal Principled Shares Path (12816) – Budget to offset Causeway Road Shared Path expenditure. • \$73K Kaloorup Road (12818) – Works complete and under budget. 						
Various	Parks, Gardens & Reserves	1,417,290	2,564,098	1,146,808	45%	(165,218)
<p>This category comprises 107 projects with a combined budgeted value totalling \$10.1m. There remain some budget timing variances within this item. Some of the \$1.1M YTD variance is attributable to:</p> <ul style="list-style-type: none"> • \$533k Dunsborough Lakes Sporting Precinct (Stage 1). • \$163k Sport Oval Lighting - Vasse Ovals (12849). • \$129k Meelup Coastal Parking & Landscaping (10613). • \$125k Shade Sail Program (10967). • (\$537k) Townscape Works Dunsborough (12333) - Budget amendment endorsed by council 20APR. 						
Various	Waste Services Capital Works	1,256,386	28,955	(1,227,431)	(4239%)	(70,678)
<p>This variance is attributable to stage 2 of the lined landfill / cell development. The stage 2 budget totalling \$1.95M was loaded into the month of June 2023. Expenditure on this project YTD totals \$1.2M.</p>						
10818	Jetty Capital Works	437,018	410,474	(26,544)	(6%)	61,136
<p>This is a timing issue – a capital upgrade on two timber Jetty piles that was programmed for later in the year was brought forward due to earlier than expected approval from DPLH.</p>						
Various	Drainage	207,572	506,238	298,666	59%	7,914
<p>The City has three drainage projects planned for the year budgeted at \$705K in total. There remain some budget timing variances within this item with the \$299K YTD variance being mainly:</p> <ul style="list-style-type: none"> • \$109K Carey Street – Concrete products procured, contract awarded for water main replacement with construction commencement scheduled for end of March. • \$173K North Street – Design in progress. Construction delivery dependent on proposed scope, contractor availability and seasonal weather. 						
Various	Regional Airport & Industrial Park Infrastructure	1,067,678	81,518	(986,160)	(1210%)	79,342
<p>The variance relates to the Airfield Stage 2 project, which includes the public car park expenditure (\$251K) and project expenses (\$750K) - both are a timing issue compared to YTD budget allocations. It is expected that total actual expenditure for the year will come in very close to the budgeted full year amount for this area of \$1.43M.</p>						

11. Proceeds from Sale of Assets

There is a YTD variance of (\$189K), due to delays in asset sales, as a result of supply chain issues in the trade-in/purchase relating to the changeover and replacement of various vehicles and other plant items.

12. Proceeds from New Loans

There is an YTD variance \$6.5M as the budgeted final draw down on the borrowing for the Saltwater project occurred earlier than forecast due to the increasing interest rates.

13. Transfer to Restricted Assets

There is an YTD variance in transfers to Restricted Assets of \$21.6M because there is no budget at all for this item. The transfers are not possible to predict, and are fully reconciled only at year end.

At the time of budgeting it is not possible to predict what grants, contributions or developer bonds will be received, and in what timeframe, nor when they will be spent and hence potentially transferred to Restricted Assets (or unspent portions thereof).

Transfers to restricted assets are offset by the incoming receipt, be it a grant, contribution, subsidy or even loan proceeds, so the net impact on the Net Current Position is always nil (once full reconciliation has occurred at year end).

YTD, loans of \$9.7M were restricted for BPACC (following receipt of grant funds and the final tranche of borrowing), until utilized, as well as \$10.2M in various government grants, plus \$1.2M in Roadwork Bonds, \$30K in BJTP deposits, \$433K in developer contributions and \$37K in various other deposits and bonds.

14. Transfer from Restricted Assets

YTD, there has been \$14.1M transferred from Restricted Assets into the Municipal Account. The transfers are usually not possible to predict, and are fully reconciled only at year end. This was attributable to \$4.1M of the BPACC loan funding utilised, \$9.1M of grant money for works completed and reconciled, \$841K of Roadwork Bonds returned, and \$59K of various other bonds and deposits returned or utilised.

15. Transfer from Reserves

YTD, there has been \$857K more transferred from reserves than budgeted YTD, due to reconciliation of completed reserve funded works occurring earlier than forecast (usually done at year end), for some particularly large projects.

Investment Report

Pursuant to the Council's Investment Policy, a report is to be provided to the Council on a monthly basis, detailing the investment portfolio in terms of performance and counterparty percentage exposure of total portfolio. The report is also to provide details of investment income earned against budget, whilst confirming compliance of the portfolio with legislative and policy limits.

As at 31st March 2023 the value of the City's invested funds increased from at \$113.1M as at 28th February 2023 to \$118.6M.

As at 31st March 2023 the 11AM (an intermediary account which offers immediate access to the funds compared to the term deposits) account balance is \$12.5M, with increase of \$5.5M from 28th February 2023.

During the month of March six term deposits totalling the amount of \$21M matured. These were renewed for a further 259 days at 4.38% on average.

The official cash rate increased during the month of March 2023 from 3.35% to 3.60%. Further increases to the cash rate are expected in the coming months. This will result in higher interest earnings for the City, although future borrowings will incur higher rates also.

Borrowings Update

During the month no new loans were drawn, with \$868K of principal and \$437K of interest repaid on existing loans. The attached Loan Schedule outlines the status of all existing loans YTD.

Chief Executive Officer – Corporate Credit Card

Details of transactions made on the Chief Executive Officer's corporate credit card during March 2023 are provided below to ensure there is appropriate oversight and awareness.

Date	Payee	Description	\$ Amount
6/03/2023	COLES EXPRESS	FUEL - CEO VEHICLE	141.28
9/03/2023	ALBIES BAR AND BISTRO	DINNER - COUNCILLORS, CEO & SMG	526.75
16/03/2023	WEST AUSTRALIAN	DIGITAL SUBSCRIPTION	28.00
16/03/2023	ITECH PLANET	MOBILE PHONE COVER - CEO	37.95
16/03/2023	AMPOL	FUEL - CEO VEHICLE	98.92
21/03/2023	THE FIRE STATION BUSSELTON	FAREWELL DINNER FOR CCS DIRECTOR- TO BE REIMBURSED	54.00
23/03/2023	CROWN PERTH PARKING BURSWOOD	PARKING AT CROWN FOR SPEAKER AT FINANCE PROFESSIONALS	8.07
24/03/2023	CITY OF PERTH PARKING	PARKING AT CROWN FOR FMG MEETING	13.12
24/03/2023	CROWN PERTH PARKING BURSWOOD	PARKING AT CROWN FOR CEO CONNECTIONS FORUM	8.07
31/03/2023	MAILCHIMP	ELECTRONIC NEWSLETTER-PR	373.10
		TOTAL	1,289.26

Donations & Contributions Received

During the month no non-infrastructure asset (bridges, roads, POS etc), donations or contributions were received.

Statutory Environment

Section 6.4 of the Act and Regulation 34 of the Regulations detail the form and manner in which a local government is to prepare financial activity statements.

Relevant Plans and Policies

There are no relevant plans or policies to consider in relation to this matter.

Financial Implications

Any financial implications are detailed within the context of this report.

Stakeholder Consultation

No external stakeholder consultation was required or undertaken in relation to this matter.

Risk Assessment

An assessment of the potential implications of implementing the officer recommendation has been undertaken using the City's risk management framework, with risks assessed taking into account any controls already in place. No risks of a medium or greater level have been identified.

Options

The Statements of Financial Activity are presented in accordance with Section 6.4 of the Act and Regulation 34 of the Regulations and are to be received by Council. Council may wish to make additional resolutions as a result of having received these reports.

CONCLUSION

As at 31st March 2023, the City's net current position stands at \$10.9M, and cash reserve balances remain sufficient for their purposes.

TIMELINE FOR IMPLEMENTATION OF OFFICER RECOMMENDATION

Not applicable.

City of Busseton
Loan Schedule - as at 31 March 2023

Purpose	Loan Number	Institution	Budgeted Interest Rate	Term (Years)	Expiry	Actual Interest Rate	2022/23 Actual New Loans	2022/23 Actual Principal Repayments	2022/23 Balance of Principal Owning	2022/23 Actual Interest Repayments	Budget Principal 1 July 2022	2022/23 Budget New Loans	2022/23 Budget Principal Repayments	Budget Principal Outstanding 30 June 2023	2022/23 Budget Interest Repayments
			%			%	\$	\$	\$	\$	\$	\$	\$	\$	\$
Council Loans															
Administration															
Civic and Administration Centre	207	WATC	4.51	20	Jun-34	4.51		604,384	11,990,659	419,264	12,595,043		810,406	11,784,637	554,459
Other Property and Services															
Lot 40 Vasse Highway	210	WATC	3.61	10	Dec-25	3.61			850,000	23,014	850,000		-	850,000	30,685
Recreation and Culture															
Geothermal Heating GLC	202	WATC	3.98	10	Jun-23	3.98		47,329	16,091	1,425	63,421		63,421	(0)	1,585
Busseton Foreshore	204	WATC	4.36	15	Jun-29	4.36		56,361	548,302	19,163	604,663		75,559	529,104	25,139
GLC Extensions	205	WATC	3.92	10	Jun-24	3.92		102,390	177,450	7,230	279,840		137,191	142,649	8,969
Busseton Foreshore	209	WATC	3.45	12	Jun-27	3.45		425,323	2,635,877	77,971	3,061,200		569,628	2,491,572	101,430
Busseton Foreshore	211	WATC	2.55	8	Oct-24	2.55		294,476	709,341	17,329	1,003,817		393,889	609,928	21,851
Busseton Foreshore Jetty Precinct	215	WATC	3.25	10	Apr-28	3.25		121,488	1,473,991	25,927	1,595,480		244,951	1,350,529	49,879
Tennis Club Facility	216	WATC	3.25	10	Apr-28	3.25		133,637	1,621,390	28,519	1,755,027		269,446	1,485,581	54,867
Lot 10 Commonage Road	217	WATC	3.25	10	Apr-28	3.25		77,753	943,354	16,593	1,021,107		156,769	864,338	31,923
Busseton Tennis Club	218	WATC	2.21	10	Jun-29	2.21		90,554	815,761	14,524	906,314		121,072	785,242	19,031
Performing Arts / Convention Centre	225	WATC	1.46	10	Dec-31	2.10		343,351	4,430,725	73,360	4,774,076		459,005	4,315,071	96,611
Performing Arts / Convention Centre	226	WATC	2.02	15	Dec-36	2.39		212,429	4,648,043	85,698	4,860,472		284,085	4,576,387	113,418
Performing Arts / Convention Centre	228	WATC	3.86	20	Jun-42	3.86		126,433	4,873,567	176,528	5,000,000		169,393	4,830,607	190,515
Performing Arts / Convention Centre	229	WATC	3.77	17	Jun-39	3.77		159,932	4,840,068	172,047	5,000,000		214,251	4,785,749	185,387
Performing Arts / Convention Centre	230	WATC	3.25	20	Dec-42	4.42	6,500,000	50,960	6,449,040	91,853	-	6,500,000	175,426	6,324,574	157,020
Transport															
Airport Jet A1 Installation	206	WATC	3.92	10	Jun-24	3.92		29,864	51,756	2,109	81,620		40,014	41,606	2,616
Airport Freight Hub Stage 1	219	WATC	2.21	10	Jun-29	2.21		107,215	965,861	17,196	1,073,076		143,350	929,726	22,532
							6,500,000	2,983,879	48,041,276	1,269,750	44,525,155	6,500,000	4,327,853	46,697,301	1,667,916
Self-Supporting Loans															
Recreation and Culture															
Busseton Bowling Club	199	WATC	5.98		Dec-20	5.98			-		-			-	
Busseton Football and Sportsman's Club	208	WATC	2.93	10.25	Apr-25	2.93		2,347	7,358	196	9,705		3,141	6,564	250
Dunsborough and Districts Country Club	212	WATC	3.04	10	May-27	3.04		5,721	55,570	932	61,291		11,530	49,761	1,776
Geographe Bay Yacht Club	213	WATC	3.04	10	May-27	3.04		5,019	48,745	817	53,764		10,114	43,650	1,558
Dunsborough and Districts Country Club	214	WATC	3.19	10	Sep-27	3.19		10,955	53,822	1,980	64,777		10,955	53,822	1,980
Busseton Tennis Club	220	WATC	1.37	7	Sep-26	1.37		5,321	25,568	299	30,889		7,107	23,782	387
Busseton Hockey Club Stadium	221	WATC	1.31	10	Jun-30	1.31		3,263	33,253	348	36,517		4,358	32,158	457
Busseton Golf Club	222	WATC	1.45	10	Jun-31	1.45		7,821	91,882	1,057	99,703		10,447	89,256	1,390
Dunsborough Bay Yacht Club	223	WATC	2.77	5	Dec-26	1.57		3,655	18,932	251	22,587		4,883	17,704	325
Geographe Bay Yacht Club	224	WATC	2.77	10	Dec-31	2.42		3,387	44,389	846	47,776		4,530	43,246	1,114
Community Groups 22/23 \$250K	New	Unknown	1.55	10	New			-	-		-	250,000	11,603	238,397	1,915
Economic Services															
MRBTA - Ancient Lands Discovery Park	227	WATC	2.77	10	Mar-32	2.77		82,818	1,139,955	24,844	1,222,773		110,808	1,111,965	32,742
							-	130,308	1,519,474	31,570	1,649,782	250,000	189,475	1,710,307	43,895
Total - Council and Self-supporting Loans							6,500,000	3,114,187	49,560,749	1,301,320	46,174,937	6,750,000	4,517,329	48,407,608	1,711,811

City of Busselton						
Statement of Financial Activity						
Year to Date As At 31 March 2023						
	2022/2023 Actual YTD	2022/2023 Amended Budget YTD	2022/2023 Original Budget YTD	2022/2023 Amended Budget	2022/2023 Original Budget	2022/23 YTD Bud (A) Variance
	\$	\$	\$	\$	\$	%
Revenue from Ordinary Activities						
Rates	57,367,971	57,193,515	57,193,515	57,741,408	57,741,408	0.31%
Operating Grants, Subsidies and Contributions	2,409,734	1,776,778	271,254	3,432,638	3,432,638	35.62%
Fees & Charges	18,712,069	13,954,543	13,954,543	19,894,021	19,894,021	34.09%
Other Revenue	412,995	264,044	264,044	351,906	351,906	56.41%
Interest Earnings	2,938,598	1,475,191	1,475,191	2,019,250	2,019,250	99.20%
	81,841,367	74,664,070	73,158,546	83,439,223	83,439,223	9.61%
Expenses from Ordinary Activities						
Employee Costs	(26,084,029)	(24,045,554)	(23,991,085)	(36,283,918)	(36,307,918)	-8.48%
Materials & Contracts	(14,487,875)	(8,948,710)	(8,250,367)	(23,416,561)	(22,164,077)	-61.90%
Utilities (Gas, Electricity, Water etc)	(2,053,024)	(1,832,451)	(1,832,451)	(2,876,680)	(2,876,680)	-12.04%
Depreciation on non current assets	(19,630,426)	(20,598,720)	(20,598,720)	(27,439,900)	(27,439,900)	4.70%
Insurance Expenses	(869,528)	(635,989)	(635,989)	(652,369)	(652,369)	-36.72%
Other Expenditure	(2,642,346)	(2,067,140)	(1,391,703)	(7,677,546)	(7,677,546)	-27.83%
Allocations	1,297,978	1,579,440	1,579,440	2,105,926	2,132,924	17.82%
	(64,469,250)	(56,549,123)	(55,120,874)	(96,241,048)	(94,985,566)	-14.01%
Borrowings Cost Expense						
Interest Expenses	(1,211,619)	(1,251,876)	(1,251,876)	(1,722,673)	(1,722,673)	3.22%
	(1,211,619)	(1,251,876)	(1,251,876)	(1,722,673)	(1,722,673)	3.22%
Non-Operating Grants, Subsidies and Contributions	9,339,721	594,396	594,396	32,939,826	31,102,583	1471.30%
Profit on Asset Disposals	135,157	8,632	8,632	18,846	23,632	1465.76%
Loss on Asset Disposals	(7,626)	(45,550)	(45,550)	(45,450)	(45,550)	83.26%
	9,467,251	557,478	557,478	32,913,222	31,080,665	1598.23%
Net Result	25,627,750	17,420,549	17,343,274	18,388,724	17,811,649	47.11%
Adjustments for Non-cash Revenue & Expenditure						
Depreciation	19,630,426	20,598,720	20,598,720	27,439,900	27,439,900	
Donated Assets	(237,228)	0	0	(5,740,000)	(5,740,000)	
(Profit)/Loss on Sale of Assets	(127,530)	36,917	36,917	26,604	21,918	
Allocations & Other Adjustments	(281,745)	0	0	0	0	
Deferred Pensioner Movements (Non-current)	(36,432)	0	0	0	0	
Deposit & Bonds Movements (cash backed NC)	402,456	0	0	0	0	
Future Obligations Net Movements (NC)	2,274,513	0	0	(250,254)	0	
Capital Revenue & (Expenditure)						
Land & Buildings	(9,652,732)	(11,876,748)	(11,876,748)	(41,476,124)	(40,359,914)	18.73%
Plant & Equipment	(1,032,981)	(1,277,273)	(1,277,273)	(4,773,534)	(2,451,873)	19.13%
Furniture & Equipment	(680,487)	(556,190)	(556,190)	(1,178,086)	(1,048,664)	-22.35%
Infrastructure	(10,713,788)	(13,669,313)	(13,669,313)	(23,055,781)	(22,600,157)	21.62%
Proceeds from Sale of Assets	396,242	585,452	535,452	460,652	613,452	-32.32%
Proceeds from New Loans	6,500,000	0	0	6,750,000	6,750,000	100.00%
Self Supporting Loans - Repayment of Principal	138,399	136,098	136,098	189,476	189,476	1.69%
Total Loan Repayments - Principal	(3,114,187)	(3,185,494)	(3,185,494)	(4,517,329)	(4,517,329)	2.24%
Repayment Capital Lease	(247,021)	(250,974)	(250,974)	(250,974)	(250,974)	1.58%
Advances to Community Groups	0	0	0	(250,000)	(250,000)	0.00%
Transfer to Restricted Assets	(21,629,258)	0	0	0	0	-100.00%
Transfer from Restricted Assets	14,150,688	0	0	13,038,048	12,811,794	100.00%
Transfer to Reserves	(15,131,019)	(14,273,685)	(14,273,685)	(24,746,493)	(24,477,257)	-6.01%
Transfer from Reserves	4,190,034	2,145,016	2,145,016	39,885,838	35,886,464	95.34%
Opening Funds Surplus/ (Deficit)	507,353	507,353	507,353	507,353	507,353	
Net Current Position - Surplus / (Deficit)	10,933,453	(3,659,573)	(3,786,848)	448,020	335,838	

City of BusseltonNet Current PositionYear to Date As At 31 March 2023

	2022/23 Actual	2022/23 Amended Budget	2022/23 Original Budget	2021/22 Actual
	\$	\$	\$	\$
<u>NET CURRENT ASSETS</u>				
<u>CURRENT ASSETS</u>				
Cash - Unrestricted	8,029,963	171,707	59,525	0
Cash - Restricted	116,379,767	69,782,820	73,739,212	97,960,213
Sundry Debtors	1,248,524	2,779,261	2,779,261	4,245,922
Rates Outstanding - General	3,184,909	120,739	120,739	120,738
Stock on Hand	926,708	900,000	900,000	935,800
	<u>129,769,871</u>	<u>73,754,527</u>	<u>77,598,737</u>	<u>103,262,673</u>
<u>LESS: CURRENT LIABILITIES</u>				
Bank Overdraft	0	0	0	304,759
Sundry Creditors	2,456,652	3,523,687	3,523,687	4,490,348
Obligations Liability (C)	0	2,800,000	2,800,000	2,999,485
Performance Bonds	4,471,894	4,069,438	4,069,438	4,069,438
	<u>6,928,546</u>	<u>10,393,125</u>	<u>10,393,125</u>	<u>11,864,030</u>
Current Position (inclusive of Restricted Funds)	122,841,325	63,361,402	67,205,612	91,398,643
Add: Cash Backed Obligations Liability (C)	0	2,800,000	2,800,000	2,999,485
Add: Cash Backed Liabilities (Deposits & Bonds)	4,471,894	4,069,438	4,069,438	4,069,438
Less: Cash - Restricted Funds	(116,379,767)	(69,782,820)	(73,739,212)	(97,960,213)
NET CURRENT ASSET POSITION	<u>10,933,453</u>	<u>448,020</u>	<u>335,838</u>	<u>507,353</u>

City of Busselton Capital Construction & Acquisitions Report For Period Ended 31 March 2023					
Project	Project Description	2022/23	2022/23	2022/23	2022/23
Project Code	Project Description	Actual YTD	Amended Budget YTD	Original Budget YTD	Amended Budget
		\$	\$	\$	\$
Land					
12847	Purchase Sues Road(C)	-	-	-	500,000
12936	Property Services Administration(C)	-	-	-	50,000
		-	-	-	550,000
Buildings					
Aged Housing					
12231	Aged Housing Capital Improvements - Harris Road(C)	7,089	-	-	12,608
12233	Aged Housing Capital Improvements - Winderup(C)	80,228	-	-	25,215
12234	Aged Housing Capital Improvements - Winderup Court (City(C)	24,420	49,000	49,000	49,000
		111,737	49,000	49,000	86,823
Saltwater					
10024	Performing Arts Convention Centre(C)	2,821	-	-	-
12471	BPACC - Construction(C)	7,436,377	8,590,428	8,590,428	11,453,899
12652	BPACC - Design of Structure / Professional Fees(C)	502,111	74,025	74,025	98,700
12779	BPACC - Contingency (C)	397,540	-	-	-
12780	BPACC - Landscaping (C)	472	-	-	-
12781	BPACC - Loose Furniture & Fittings (C)	20,481	-	-	-
12782	BPACC - Utility Costs (C)	17,727	-	-	-
12783	BPACC - IT Hardware & Software (C)	46,594	-	-	-
12916	BPACC - Construction(C)	-	-	-	550,000
12917	BPACC - Loose Furniture & Fittings(C)	982	-	-	250,000
12918	BPACC - Construction(C)	-	-	-	1,642,703
12919	BPACC - Construction - Funded Federal Government Grant(C)	-	-	-	2,799,000
12920	BPACC - Construction - Funded Loan(C)	-	-	-	6,500,000
12921	BPACC - Construction - Funded RA Unspent Loans(C)	-	-	-	7,187,000
12922	BPACC - Contingency - Funded RA Unspent Loans(C)	-	-	-	2,000,000
12923	BPACC - Design of Structure / Professional Fees - Funded (C)	-	-	-	670,000
12924	BPACC - Utility Costs - Funded RA Unspent Loans(C)	-	-	-	143,000
12925	BPACC - Construction - Funded Grant Community Program Pha(C)	-	-	-	1,923,000
12926	BPACC - Construction - Funded RIO Sponsorship(C)	-	-	-	250,000
12927	BPACC - Construction - Funded Building Asset Renewal Rese(C)	-	-	-	130,000
12928	BPACC - IT Hardware & Software - Funded Corporate IT Syst(C)	-	-	-	75,000
12929	BPACC - Landscaping - Funded Parks, Gardens & Reserve Res(C)	-	-	-	500,000
		8,425,104	8,664,453	8,664,453	36,172,302
10015	Civic and Administration Building Replacement of Cladding(C)	-	-	-	-
10016	Civic and Administration Centre Minor Upgrades(C)	3,300	26,250	26,250	35,000
10025	Weld Theatre(C)	2,115	-	-	-
10585	BMRA Hangars(C)	-	303,790	303,790	303,790
10589	Airport Construction, Existing Terminal Upgrade(C)	386,373	209,254	209,254	496,254
10622	Bovell Construction of Change rooms(C)	84,663	72,394	72,394	72,394
10642	Dunsborough Lakes Sporting Precinct-Pavilion/Changeroom F(C)	34,663	1,284,775	1,284,775	1,284,775
10688	Depot Washdown Facility Upgrades(C)	-	76,700	76,700	76,700
10788	GLC Building Improvements(C)	210,217	365,277	365,277	423,934
10789	GLC CCTV Installation(C)	-	-	-	50,000
10972	Churchill Park Renew Sports Lights(C)	215,392	188,252	188,252	188,252
12428	Re-use shop Busselton Transfer Station(C)	16,899	158,375	158,375	550,000
12429	Busselton Waste Transfer Station - Buildings(C)	100	-	-	-
12435	Dunsborough Youth Centre Building Construction(C)	43,973	36,147	36,147	36,147
12440	Energy Efficiency Initiatives (Various Buildings) (C)	31,814	106,246	106,246	133,234
12456	Bsn Jetty Tourist Park Home(C)	473	-	-	-
12457	Busselton Jetty Tourist Park Upgrade(C)	13,031	45,686	45,686	45,686
12789	Busselton Library -Lighting Improvements(C)	-	-	-	9,224
12791	Naturaliste Community Centre Fire Indicator Panel Renewal(C)	4,965	22,500	22,500	30,000
12792	Dunsborough Hall - Asbestos Management Allocation (C)	5,670	12,750	12,750	17,000
12793	Bunker Bay Ablution - Improvements(C)	-	12,750	12,750	17,000
12795	Busselton Depot CCTV & Electronic Gate(C)	29,636	66,250	66,250	105,000
12796	Depot Training Room - Roof Renewal(C)	-	7,950	7,950	10,600
12797	Dunsborough Hall Renewals(C)	1,856	20,059	20,059	26,746
12798	High Street Hall (C)	5,095	4,500	4,500	6,000
12800	Old Courthouse and Jail Cells (C)	17,860	45,750	45,750	61,000
12801	Old Police Quarters - Roof Renewal(C)	-	45,000	45,000	60,000
12803	Seymour Park Toilets(C)	-	4,050	4,050	5,400
12804	Airport Terminal Building(C)	4,836	23,840	23,840	31,787
12868	Busselton Jetty Tourist Park - Replace Cabin 2 (C)	-	-	-	205,000
12869	Busselton Jetty Tourist Park - Renewal Works Park 1 Ablut(C)	-	-	-	46,120
12942	Asbestos Removal & Replacement(C)	2,960	24,750	24,750	33,000
14836	RFDS relocation(C)	-	-	-	366,180
		1,115,890	3,163,295	3,163,295	4,666,999
		9,652,732	11,876,748	11,876,748	40,926,124
Plant and Equipment					
10700	Dunsborough Cemetery(C)	10,073	17,273	17,273	17,273
12870	Busselton Jetty Tourist Park- Replace Holden Colorado 4x4(C)	-	-	-	35,000
12871	Busselton Jetty Tourist Park - Replace Stihl FS110 Brushc(C)	-	-	-	1,000
12872	Busselton Jetty Tourist Park - Battery Powered Mule(C)	-	-	-	35,000
12879	Plant Purchases (P11) - Spit water heavy duty high pressu(C)	10,741	-	-	14,000

City of Busselton Capital Construction & Acquisitions Report For Period Ended 31 March 2023					
Project	Project Description	2022/23	2022/23	2022/23	2022/23
Project Code	Project Description	Actual YTD	Amended Budget YTD	Original Budget YTD	Amended Budget
		\$	\$	\$	\$
12880	Plant Purchases (P11) - Water Tank 4,500 LT with Pump & (C)	-	-	-	15,000
12881	Plant Purchases (P11) - HINO FD1024 Beavertail Truck (tur(C)	-	-	-	110,000
12882	Plant Purchases (P11) - Isuzu NPR65-190 Single Cab (Turf (C)	112	-	-	90,000
12883	Plant Purchases (P11) - Kubota F3690 Outfront Mower (C)	29,200	-	-	33,000
12884	Plant Purchases (P11) - Kubota F3690 Outfront Mower (C)	-	-	-	33,000
12885	Plant Purchases (P11) - Kubota F3690 Outfront Mower (C)	-	-	-	33,000
12886	Plant Purchases (P11) - Brush / Tree Chipper(C)	-	-	-	100,000
12887	Plant Purchases (P11) - Redexim Easyspread 1600 Sand Spre(C)	-	-	-	20,000
12888	Plant Purchases (P12) - HINO FS2848 Tipper Truck (Constr/(C)	-	-	-	230,000
12889	Plant Purchases (P12) - Speed Display/VMB single axle tra(C)	-	-	-	25,000
12890	Plant Purchases (P12) - Caterpillar CS56 Rollwe (Constru(C)	-	-	-	180,000
12891	Plant Purchases (P12) - Ditchwitch Cable Locator(C)	-	-	-	8,000
12892	Plant Purchases (P12) - ISUZU FVZ1400 Tipper Truck (Const(C)	-	-	-	230,000
12893	Planning and Development Services - Replacement Complianc(C)	43,000	-	-	41,000
12894	Plan and Dev - Replacement Comp - Nissan X-trail(C)	-	-	-	35,000
12895	Engineering and Works Services - Replacement Asset Manage(C)	-	-	-	35,000
12896	Engineering and Works Services - Replacement Building Fac(C)	-	-	-	42,000
12897	Engineering and Works Services - Replacement Isuzu D-Max (C)	-	-	-	42,000
12898	Engineering and Works Services - Replacement Mitsubishi G(C)	-	-	-	42,000
12899	Engineering and Works Services - Replacement Isuzu D-Max (C)	-	-	-	42,000
12900	Engineering and Works Services - Replacement Toyota Hilux(C)	-	-	-	42,000
12901	Engineering and Works Services - Replacement Toyota Hilux(C)	-	-	-	42,000
12902	Finance and Corporate Services - Replacement Manager Gove(C)	-	-	-	40,000
12903	Finance and Corporate Services - Replacement IT Coordinat(C)	34,623	-	-	35,000
12904	Plant Purchases (P11) - Minor Plant (Capital)(C)	9,412	-	-	20,000
12905	Plant Purchases (P11) - Minor Plant (Non-Capital)(C)	-	-	-	40,000
12906	Plant Purchases (P12) - Minor Plant (Capital)(C)	24,014	-	-	15,000
12907	Plant Purchases (P12) - Minor Plant (Non-Capital)(C)	-	-	-	15,000
12908	Transport - Workshop - Minor Plant(C)	-	-	-	10,000
12909	Busselton Jetty - Replacement Stihl MS381 Chainsaw(C)	-	-	-	2,000
12910	Busselton Jetty - Replacement Honda EU20 Generator (Jetty(C)	-	-	-	3,000
12911	Waste Management - Replacement of Volvo FE320 6x4 Dual Co(C)	-	-	-	440,000
12912	Waste Management - Plant Replacement Grab bucket and atta(C)	-	-	-	30,000
12913	Waste Management - Plant Replacement Trailer for bin clea(C)	8,045	-	-	20,000
12914	Waste Management - Plant Replacement Minor (Capital)(C)	-	-	-	10,000
12915	Waste Management - Plant Replacement Minor (Non Capital)(C)	-	-	-	10,000
12930	Airport Operations - Replacement Ute - Airport Operations(C)	-	-	-	35,000
12931	Airport Operations - Replacement Deutz/able 75KVA Generat(C)	-	-	-	25,000
12932	Airport Operations - Replacement Toro Groundmaster 7200 M(C)	-	-	-	30,000
12933	Airport Operations - Replacement Stihl FS94R CE Brushcut(C)	-	-	-	700
12934	Airport Operations - Replacement Bar Petrol 3000PSI Press(C)	-	-	-	1,500
12935	Airport Operations - Replacement Blower(C)	-	-	-	400
12948	Environmental Health Serv Admin-Health Ute(C)	-	-	-	42,000
14268	TOYOTA PRADO GXL 4X4 (CEO Tony.N)(C)	64,682	-	-	60,000
14727	Baggage handling system injector belt(C)	-	-	-	55,000
14734	MAZDA CX5 TOURING AWD SUV (JENNY MAY) REPL.P194110(C)	39,330	-	-	-
14744	MITSUBISHI PAJERO GLX 4X4 (R RUNCO REPL194122)(C)	-	-	-	41,083
14746	TOYOTA HILUX 4X4 SIN CAB UTIL TRAY (PARK-EF)REP196100(C)	43,994	-	-	44,017
14753	FLOODRITE 10,000L WATER TANK (CONST) REPL.P198111(C)	40,270	-	-	40,270
14763	FORD ESCAPE ST LINE 2WD (FLEET COOR) Repl.P194126(C)	34,128	-	-	34,128
14765	MITSUBISHI PAJERO SPORT 4X4 SUV REP P196110(C)	39,931	-	-	39,931
14766	NISSAN X-TRAIL AWD (EVENTS COORD) REP P192024(C)	36,642	-	-	36,642
14767	TOYOTA HILUX 4WD DUAL CAB UTILITY (RANGER SER)RepP196102(C)	53,364	-	-	53,364
14768	TOYOTA HILUX SR 4X4 DUAL CAB U (G STEWART) REPL.P196098(C)	49,508	-	-	49,508
14770	VOLVO FE320 6X4 RUBBISH COMPA Repl. P166020(C)	426,679	-	-	426,679
14773	KOMATSU GD655-7 MOTOR GRADER (CONSTR.) REPL.P103002(C)	14	-	-	410,800
14805	TOYOTA RAV4 HYBRID 4X2 SUV (REP P194120)(C)	35,217	-	-	35,217
14818	Wheeled 20t excavator Inc. Accessories(C)	-	485,000	485,000	485,000
14819	Positrak (Cat 299) with Accessories (C)	-	250,000	250,000	250,000
14820	Trailer for Towing Positrak & Traffic Lights(C)	-	40,000	40,000	40,000
14821	Trailer Traffic Lights x 2 (and Sign Cones)(C)	-	45,000	45,000	45,000
14823	Bin Truck Replacement (Side Arm)(C)	-	440,000	440,000	440,000
14842	New Horticultural Truck East(C)	-	-	-	100,540
14843	New Horticultural Truck West(C)	-	-	-	111,192
14844	New CBD Truck West (C)	-	-	-	111,280
14845	New Construction Truck(C)	-	-	-	95,610
		1,032,981	1,277,273	1,277,273	4,773,534
					2,451,873
Furniture and Equipment					
10965	P&E - P&G Smart Technologies(C)	14,400	-	-	100,000
11038	Pilot Act. Lighting control unit(C)	7,240	-	-	-
12876	ICT Services - Equipment & Software Purchases(C)	287,348	219,845	219,845	594,845
12878	Naturaliste Community Centre (NCC) - Purchase Office Furn(C)	-	-	-	20,000
12937	Community Resource Centre(C)	3,993	-	-	20,000
12938	YCAB (Youth Precinct Foreshore)(C)	-	-	-	5,091
12939	Administration Building- 2-16 Southern Drive(C)	6,556	-	-	15,000
12940	Depot Building-Busselton((C)	-	-	-	50,000

City of Busselton Capital Construction & Acquisitions Report For Period Ended 31 March 2023		2022/23	2022/23	2022/23	2022/23	2022/23
Project	Project Description	Actual YTD	Amended Budget YTD	Original Budget YTD	Amended Budget	Budget Original
Project Code	Project Description	\$	\$	\$	\$	\$
14729	Events Furniture & Equipment(C)	239,819	200,000	200,000	200,000	200,000
14730	Geographe Leisure Centre Fitness Equipment(C)	-	18,160	18,160	18,160	18,160
14731	Cultural Planning Furniture & Equipment(C)	50,578	78,185	78,185	78,185	25,568
14764	Christmas Decorations (C)	39,870	-	-	-	-
14824	Barnard Park New Hot Water System(C)	31,633	40,000	40,000	40,000	-
14830	Airport Capital Furniture&Equipment(C)	-	-	-	36,805	-
	Timing discrepancy	(950)	-	-	-	-
		680,487	556,190	556,190	1,178,086	1,048,664
Roads Infrastructure ***						
10610	Forth Street Groyne Carpark - Formalise and Seal(C)	12,953	-	-	-	-
10673	Peel & Queen Street Roundabout Service Relocation(C)	543	19,941	19,941	19,941	19,941
11135	Carey Street - Asphalt Overlay & Kerb(C)	458	-	-	-	-
11151	Chapman Crescent Spray Seal(C)	1,373	-	-	-	-
11152	Donnelly Court Reseal(C)	190	-	-	-	-
11193	Wilyabrup Road Resheet(C)	48,490	97,500	97,500	130,000	130,000
11199	Bussell Highway(C)	35,427	1,142,645	1,142,645	1,330,145	1,330,145
11982	Cape Naturaliste Road - School Warden Crossing Upgrade(C)	135	-	-	-	-
11987	Caves Road - Median Crossing(C)	917	17,960	17,960	17,960	17,960
11988	Chamber Road(C)	482	-	-	-	-
11989	Chapman Hill Road(C)	154,394	381,951	381,951	381,951	381,951
11991	Commonage & Hayes Road intersection Safety works(C)	234	38,951	38,951	38,951	38,951
11996	Geographe Bay Road Quindalup(C)	364	-	-	-	-
11997	Gifford Road Reconstruction(C)	28,845	111,053	111,053	111,053	111,053
11998	Kaloorup Road(C)	60,730	79,690	79,690	79,690	79,690
11999	Kaloorup Road - Reconstruct and Seal Shoulders(C)	-	25,472	25,472	25,472	25,472
12000	Kaloorup Road (Stage 1)(C)	1,322	69,412	69,412	69,412	69,412
12005	Payne Road(C)	140,667	427,500	427,500	570,000	570,000
12007	Rendezvous Road Spray Seals(C)	-	-	-	-	150,000
12008	Road Safety Signage Infrastructure(C)	15,231	-	-	-	-
12009	Seascape Rise - Road Safety Upgrade(C)	4,315	-	-	-	-
12010	Sugarloaf Road(C)	1,446,089	751,509	751,509	751,509	751,509
12012	Wildwood Road(C)	623,587	540,000	540,000	540,000	-
12446	Dunsborough Road Access Improvements Stage 1(C)	42	-	-	-	-
12590	Sidebottom Road(C)	2,328	-	-	-	-
12601	Falkingham Road(C)	162	-	-	-	-
12602	Gale Street(C)	123	-	-	-	-
12603	Harris Road(C)	1,033	-	-	-	-
12604	Lindberg Road(C)	273	-	-	-	-
12607	Wilyabrup Road(C)	217	-	-	-	-
12611	North Jindong Road(C)	14,549	770,000	770,000	770,000	-
12645	Marine Terrace(C)	6,764	-	-	-	-
12823	Ludlow-Hithergreen Second Coat Seal (C)	31,882	22,500	22,500	30,000	30,000
12824	Acton Park Road(C)	201,586	887,250	887,250	1,183,000	1,183,000
12825	Farquar Road Resheet(C)	68,396	56,250	56,250	75,000	75,000
12826	Glendon Road Resheet(C)	23,531	22,010	22,010	29,347	29,347
12827	Commonage Road(C)	26,770	210,000	210,000	280,000	280,000
12835	Ludlow-Hithergreen Road(C)	62,884	247,500	247,500	330,000	330,000
12836	Metricup(C)	10,991	90,000	90,000	120,000	120,000
12837	Pre-emptive Design Works (C)	24,857	37,500	37,500	50,000	50,000
12838	Queen Elizabeth Avenue(C)	133,311	517,500	517,500	690,000	690,000
12839	Seista Park Road(C)	631	-	-	-	198,000
12840	Sheens Road Apron(C)	10,878	6,000	6,000	8,000	8,000
12841	Strelley Street (C)	33,254	45,000	45,000	60,000	60,000
12842	Nuttman Road (C)	-	41,426	41,426	55,235	55,235
12851	Bussell Highway(C)	25,437	112,500	112,500	150,000	150,000
14749	Jalbaragup Road Shoulders(C)	40,664	-	-	-	-
14817	Road Access Seal - Busselton Animal care facility(C)	-	50,000	50,000	50,000	-
14835	West Street Resurfacing SLK 1.00 to 1.15(C)	10,165	-	-	-	-
		3,307,472	6,819,020	6,819,020	7,946,666	6,934,666
Bridges Infrastructure ***						
12376	Boallia Road Bridge - 4854(C)	203	-	-	-	-
12377	Gale Road Bridge 3408A(C)	-	-	-	90,000	90,000
12379	Roy Road - Bridge Construction - Bridge 3373A(C)	-	-	-	87,000	87,000
12545	Layman Road Bridge - 3438(C)	156,000	-	-	234,000	234,000
		156,203	-	-	411,000	411,000
Car Parks Infrastructure ***						
10606	Dunsborough Lakes Sporting Precinct (Stage 1) - Carparkin(C)	122,135	183,373	183,373	183,373	183,373
10608	Dunsborough Yacht Club Carpark(C)	386	-	-	-	-
10618	Vasse Oval Gravel Car Parking - Dawson (Eastern Side)(C)	97	-	-	-	-
12806	Margaret Street Beach Carpark(C)	-	-	-	-	111,687
14813	Geo Bay Road Carpark (10 bays East SLK 0.3 - 0.38)(C)	36,793	35,000	35,000	70,000	-
14815	Carpark Hotel Site 2(C)	15,574	115,000	115,000	230,000	-
		174,985	333,373	333,373	483,373	295,060

City of Busselton Capital Construction & Acquisitions Report For Period Ended 31 March 2023		2022/23	2022/23	2022/23	2022/23	2022/23
Project	Project Description	Actual YTD	Amended Budget YTD	Original Budget YTD	Amended Budget	Budget Original
Project Code	Project Description	\$	\$	\$	\$	\$
Footpaths & Cycleways Infrastructure ***						
10698	Buayanyup Drain Shared Path(C)	4,505	49,446	49,446	49,446	49,446
10736	Arnpur Drive Footpath Construction(C)	42,230	73,422	73,422	74,672	74,672
10741	Busselton CBD Footpath Renewal(C)	-	100,000	100,000	100,000	100,000
10742	Carey Street Footpath Construction(C)	87,978	203,793	203,793	271,724	271,724
10744	End of Trip Footpath Construction(C)	6,340	7,500	7,500	10,000	10,000
10746	Micro Brewery - Footpath and Landscaping(C)	37	-	-	-	-
10903	DAIP - Disability Access(C)	1,095	-	-	30,000	-
10960	Dunsborough Centennial Park Project(C)	-	-	-	-	99,384
11986	Causeway Road Shared Path(C)	10,988	320,000	320,000	320,000	194,455
12439	End of Trip Facilities for Cyclists(C)	155	-	-	-	-
12552	College Avenue(C)	415	-	-	-	-
12816	Coastal Principled Shares Path (C)	1,800	72,285	72,285	72,288	206,333
12817	Prince Regent Drive (C)	32,278	105,750	105,750	141,000	141,000
12818	Kaloorup Road (C)	7,586	58,500	58,500	78,000	78,000
12877	Principle Shared Path (PSP) Development Approvals (C)	-	18,750	18,750	25,000	25,000
14814	Townscape Works Busselton(C)	-	-	-	100,000	-
		195,406	1,009,446	1,009,446	1,272,130	1,250,014
Parks, Gardens and Reserves ***						
Coastal & Boating						
10613	Meelup Coastal Parking & Landscaping(C)	4,385	133,678	133,678	178,238	178,238
10645	Coastal Adaptation: Mitigation of Coastal Flooding (Drain(C)	42,744	-	-	-	-
10646	Coastal Adaptation: Mitigation of Coastal Flooding (Dunes(C)	313	-	-	-	-
10775	Coastal Protection Works(C)	43	-	-	-	-
10777	Coastal Structures (West Busselton Seawall - Stage 2)(C)	134,614	146,560	146,560	146,560	146,560
12812	Coastal Adaptation : Forth St (Stage 2)(C)	-	37,463	37,463	49,950	125,000
12813	Coastal Adaptation : Dunsborough Dunnbay Road to Highview(C)	-	-	-	-	964,798
14737	Coastal Flood Risk Mitigation(C)	129,698	-	-	-	-
14738	Wave and Tide Sensor Monitoring Buoys(C)	46,175	-	-	50,000	-
		357,970	317,701	317,701	424,748	1,414,596
Townscapes						
12333	Townscape Works Dunsborough(C)	2,135,802	1,598,490	1,598,490	1,748,490	1,298,490
		2,135,802	1,598,490	1,598,490	1,748,490	1,298,490
Other P&G Infrastructure						
10597	Busselton Cemetery Infrastructure Upgrades(C)	5	-	-	-	-
10674	Dunsborough Lakes Sporting Precinct - Outdoor Courts(C)	519,860	531,497	531,497	531,497	531,497
10762	Busselton Foreshore - Exercise Equipment(C)	2,606	-	-	-	-
10765	Foreshore Busselton - High Street to Carey Street(C)	3,002	7,500	7,500	10,000	10,000
10767	Port Geographe General Improvements/ Foreshore(C)	25,544	69,312	69,312	82,285	82,285
10821	Barnard Park East Foreshore Landscaping(C)	17,203	-	-	-	-
10831	Rotary Park / War Memorial Relocation(C)	-	-	-	525,000	525,000
10852	RBFS Port Geographe Boat Facility Solar Lighting (C)	21,288	31,800	31,800	31,800	31,800
10951	Mitchell Park Upgrade(C)	36,760	37,491	37,491	37,491	37,491
10952	Possum Park Barnard East Upgrade(C)	563	-	-	30,000	-
10953	Youth Skate Park(C)	-	7,500	7,500	10,000	10,000
10966	Provence SAR Area General Improvements to the Area(C)	6,600	20,000	20,000	20,000	20,000
10967	Shade Sail Program(C)	46,268	171,414	171,414	196,414	196,414
10969	Vasse SAR Area General Improvements to the Area(C)	105,339	112,500	112,500	150,000	150,000
11024	Pioneer Cemetery - Implement Conservation Plan(C)	186	-	-	-	-
11034	Dunsborough Non-Potable Water Network(C)	9,940	90,784	90,784	90,784	90,784
11035	Park Furniture Replacement - Replace aged & unsafe Equip(C)	10,776	22,500	22,500	30,000	30,000
11036	Playgrounds General - Replacement of playground equipment(C)	33,089	131,250	131,250	175,000	175,000
11109	BBQ Placement and Replacement(C)	-	11,250	11,250	15,000	15,000
11111	Dawson Park (Mcintyre St Pos)(C)	923	-	-	-	-
11112	Dolphin Road - POS Upgrade(C)	923	-	-	-	-
11115	Kingfish/ Costello - POS Upgrade(C)	923	-	-	-	-
11116	Kingsford Road - POS Upgrade(C)	923	-	-	-	-
11117	Limestone Quarry - POS Upgrade(C)	923	-	-	-	-
11120	Quindalup Old Tennis Courts Site - POS Upgrade(C)	923	-	-	-	-
11122	Tulloh St (Geographe Bay Road) - POS Upgrade(C)	923	-	-	-	-
11123	Wagon Road - POS Upgrade(C)	923	-	-	-	-
12251	Cricket Wicket Renewal(C)	22,991	29,423	29,423	39,230	39,230
12382	Rails to Trails - Continuation of Implementation Plan(C)	8,274	88,243	88,243	88,243	88,243
12401	Barnard East Underground Power(C)	2,508	-	-	-	-
12402	Bovell - Connection of Services(C)	87,702	90,902	90,902	90,902	90,902
12407	Dunsborough Lakes Sporting Precinct (Stage 1)(C)	61,908	594,983	594,983	594,983	594,983
12523	Beach Access Improvements(C)	3,910	-	-	-	-
12526	Beach Access Improvements(C)	35,468	26,250	26,250	35,000	35,000
12530	Busselton Foreshore Jetty Precinct(C)	679	-	-	-	-
12699	Dunsborough Oval - Construct New Oval (R4R Funded)(C)	342	-	-	-	-
12717	Armistice Centenary Program(C)	203	-	-	-	-
12785	Vasse Playing Fields Sports Lighting (C)	409	-	-	-	-
12810	Churchill Park Main Oval redevelopment(C)	-	-	-	-	168,132
12819	Beach Enclosures(C)	4,023	-	-	100,491	100,491
12820	Bird Crescent Dunsborough POS- improvements(C)	155	8,250	8,250	11,000	11,000

City of Busselton Capital Construction & Acquisitions Report For Period Ended 31 March 2023		2022/23	2022/23	2022/23	2022/23	2022/23
Project	Project Description	Actual YTD	Amended Budget YTD	Original Budget YTD	Amended Budget	Budget Original
Project Code	Project Description	\$	\$	\$	\$	\$
12821	Churchill Park - Main Oval Renewal (C)	-	-	-	-	444,558
12846	Mitchell Park Landscape Upgrade Stage 2(C)	234	-	-	150,000	150,000
12849	Sport Oval Lighting - Vasse Ovals(C)	243,138	406,250	406,250	475,000	475,000
12850	Dunsborough Lakes Sporting Precinct (Stage 1) - Planning (C)	-	-	-	105,165	105,165
14806	Asphalt Process Pad at BTS for Vasse River Acid S soils(C)	61,950	-	-	-	-
14807	Storytime Way(C)	36,108	-	-	-	-
14811	RBFS Old Dunsborough Boat Ramp Scour Protection (C)	-	-	-	33,240	-
14816	Carpark Hotel Site 2 Land Scaping(C)	876	75,000	75,000	150,000	-
		1,417,296	2,564,098	2,564,098	3,808,525	4,207,975
		3,911,068	4,480,289	4,480,289	5,981,763	6,921,061
Waste Services						
12420	Vidler Road Waste Site Capital Improvements(C)	(0)	28,955	28,955	28,955	28,955
12421	City Lined Landfill Stage 2 - Preliminary Works(C)	1,244,370	-	-	1,950,000	1,950,000
12422	Liquid Waste Pond Renewal Works(C)	1,448	-	-	-	-
12425	Busselton Landfill Post-closure Capping, Rehab & Remediat(C)	10,568	-	-	2,000,000	2,000,000
12428	Transfer Station Development ©	-	-	-	-	308,375
12844	Dunsborough Landfill - Washdown Bay(C)	-	-	-	150,000	150,000
		1,256,386	28,955	28,955	4,128,955	4,437,330
Jetty Infrastructure ***						
10818	Busselton Jetty - Capital Expenditure(C)	437,018	410,474	410,474	480,632	280,632
		437,018	410,474	410,474	480,632	280,632
Drainage Infrastructure ***						
10691	Busselton LIA - Geocatch Drain Partnership WSUD Improveme(C)	1,833	-	-	30,000	30,000
10692	Carey Street Drainage Upgrade(C)	56,440	165,277	165,277	220,369	220,369
12814	High View Road Drainage Works(C)	147,310	166,169	166,169	221,559	221,559
12815	North Street Drainage Works(C)	1,907	174,792	174,792	233,056	233,056
	Minor Variance	82	-	-	-	-
		207,572	506,238	506,238	704,984	704,984
Regional Airport and Industrial Park ***						
10583	Airport Construction Stage 2, Airfield(C)	1,066,445	77,768	77,768	1,427,768	1,350,000
10588	Airport Construction Stage 2, Noise Management Plan(C)	345	-	-	-	-
10590	Airport Development - Project Expenses(C)	848	-	-	10,410	10,410
10591	Airport Fencing Works(C)	40	-	-	-	-
12941	Airport - Buildings(C)	-	3,750	3,750	5,000	5,000
14837	Apron Expansion(C)	-	-	-	88,100	-
14838	BMRAP - Apron Lighting(C)	-	-	-	65,000	-
14839	BMRAP - Apron CCTV(C)	-	-	-	50,000	-
		1,067,678	81,518	81,518	1,646,278	1,365,410
Sub-Total Infrastructure ***		10,713,788	13,669,313	13,669,313	23,055,781	22,600,157
Grand Total		22,079,988	27,379,525	27,379,525	70,483,525	66,460,608

City of Busselton Reserve Movements

For Period Ended 31 March 2023

Project Number	Transaction Type	Project Description	YTD Actual	YTD Budget	Budget Original	YTD BudgetA	Budget Amended
1001 - Airport Existing Terminal Building Reserve							
10904	Opening Balance 1/7/2022	Other General Purpose Funding(O)	(323,124.54)	(323,124.54)	(323,124.54)	(323,124.54)	(323,124.54)
10904	Interest Earned	Other General Purpose Funding(O)	(8,925.58)	(5,524.29)	(7,381.30)	(5,524.29)	(7,381.30)
10027	Transfer To Reserve	Asset Management Administration(O)	(100,215.00)	(100,215.00)	(133,619.00)	(100,215.00)	(133,619.00)
12804	Transfer From Reserve	Airport Terminal Building(C)	0.00	0.00	31,787.00	0.00	31,787.00
12941	Transfer From Reserve	Airport Operations - Buildings(C)	0.00	0.00	5,000.00	0.00	5,000.00
<i>Airport Existing Terminal Building Reserve Closing Balance</i>			(432,265.12)	(428,863.83)	(427,337.84)	(428,863.83)	(427,337.84)
1003 - Airport Marketing & Incentive Reserve							
10904	Opening Balance 1/7/2022	Other General Purpose Funding(O)	(6,385,898.19)	(6,385,898.19)	(6,385,898.19)	(6,385,898.19)	(6,385,898.19)
10904	Interest Earned	Other General Purpose Funding(O)	(147,736.53)	(93,015.54)	(124,023.83)	(93,015.54)	(124,023.83)
10594	Transfer To Reserve	Airport Operations(O)	(230,769.00)	(230,769.00)	(307,694.00)	(230,769.00)	(307,694.00)
10594	Transfer From Reserve	Airport Operations(O)	0.00	0.00	3,349,358.00	0.00	3,349,358.00
<i>Airport Marketing & Incentive Reserve Closing Balance</i>			(6,764,403.72)	(6,709,682.73)	(3,468,258.02)	(6,709,682.73)	(3,468,258.02)
1004 - Airport New Terminal Building Reserve							
10904	Interest Earned	Other General Purpose Funding(O)	0.00	0.00	0.00	0.00	0.00
<i>Airport New Terminal Building Reserve Closing Balance</i>			0.00	0.00	0.00	0.00	0.00
1005 - Barnard Park Sports Pavilion Building Reserve							
10904	Opening Balance 1/7/2022	Other General Purpose Funding(O)	(105,989.51)	(105,989.51)	(105,989.51)	(105,989.51)	(105,989.51)
10904	Interest Earned	Other General Purpose Funding(O)	(2,840.93)	(1,626.48)	(2,181.10)	(1,626.48)	(2,181.10)
10027	Transfer To Reserve	Asset Management Administration(O)	(27,495.00)	(27,495.00)	(36,658.00)	(27,495.00)	(36,658.00)
14824	Transfer From Reserve	Barnard Park New Hot Water System(C)	0.00	0.00	0.00	0.00	40,000.00
<i>Barnard Park Sports Pavilion Building Reserve Closing Balance</i>			(136,325.44)	(135,110.99)	(144,828.61)	(135,110.99)	(104,828.61)
1006 - Building Asset Renewal Reserve Fund - General Buildings							
10904	Opening Balance 1/7/2022	Other General Purpose Funding(O)	(2,691,452.78)	(2,691,452.78)	(2,691,452.78)	(2,691,452.78)	(2,691,452.78)
10904	Interest Earned	Other General Purpose Funding(O)	(71,152.09)	(35,557.38)	(47,425.41)	(35,557.38)	(47,425.41)
10027	Transfer To Reserve	Asset Management Administration(O)	(649,818.00)	(649,818.00)	(866,428.00)	(649,818.00)	(866,428.00)
10175	Transfer From Reserve	Yallingup Hall(O)	0.00	0.00	0.00	0.00	10,000.00
11801	Transfer From Reserve	Old Butter Factory(O)	0.00	0.00	0.00	0.00	26,000.00
12792	Transfer From Reserve	Dunsborough Hall - Asbestos Management Allocation (C)	0.00	0.00	17,000.00	0.00	17,000.00
12793	Transfer From Reserve	Bunker Bay Ablution - Improvements(C)	0.00	0.00	17,000.00	0.00	17,000.00
12794	Transfer From Reserve	Busselton Depot: Workshop (O)	0.00	0.00	30,000.00	0.00	30,000.00
12795	Transfer From Reserve	Busselton Depot CCTV & Electronic Gate(C)	0.00	0.00	55,000.00	0.00	55,000.00
12796	Transfer From Reserve	Depot Training Room - Roof Renewal(C)	0.00	0.00	10,600.00	0.00	10,600.00
12797	Transfer From Reserve	Dunsborough Hall Renewals(C)	0.00	0.00	26,746.00	0.00	26,746.00
12798	Transfer From Reserve	High Street Hall (C)	0.00	0.00	6,000.00	0.00	6,000.00
12799	Transfer From Reserve	High Street Hall - Roof Repairs(O)	0.00	0.00	12,000.00	0.00	12,000.00
12800	Transfer From Reserve	Old Courthouse and Jail Cells (C)	0.00	0.00	61,000.00	0.00	61,000.00
12801	Transfer From Reserve	Old Police Quarters - Roof Renewal(C)	0.00	0.00	60,000.00	0.00	60,000.00
12802	Transfer From Reserve	Old Police Quarters - Re-putty windows and Paint(O)	0.00	0.00	5,000.00	0.00	5,000.00
12803	Transfer From Reserve	Seymour Park Toilets(C)	0.00	0.00	5,400.00	0.00	5,400.00
12927	Transfer From Reserve	BPAACC - Construction - Funded Building Asset Renewal Rese(C)	0.00	0.00	130,000.00	0.00	130,000.00
12942	Transfer From Reserve	Asbestos Removal & Replacement(C)	0.00	0.00	33,000.00	0.00	33,000.00
12943	Transfer From Reserve	Bay View Cres-Toilets(O)	0.00	0.00	9,500.00	0.00	9,500.00
12944	Transfer From Reserve	Bowell Toilets & Change Rooms(O)	0.00	0.00	25,000.00	0.00	25,000.00
12945	Transfer From Reserve	Bunker Bay - Toilet(O)	0.00	0.00	5,600.00	0.00	5,600.00
12946	Transfer From Reserve	Seymour Park Toilet(O)	0.00	0.00	15,000.00	0.00	15,000.00
12947	Transfer From Reserve	Old Court House(O)	0.00	0.00	15,000.00	0.00	15,000.00
<i>Building Asset Renewal Reserve Fund - General Buildings Closing Balance</i>			(3,412,422.87)	(3,376,828.16)	(3,066,460.19)	(3,376,828.16)	(3,030,460.19)
1007 - Busselton Area Drainage and Waterways Improvement Reserve							
10904	Opening Balance 1/7/2022	Other General Purpose Funding(O)	(130,608.29)	(130,608.29)	(130,608.29)	(130,608.29)	(130,608.29)
10904	Interest Earned	Other General Purpose Funding(O)	(2,529.67)	(1,009.53)	(1,361.62)	(1,009.53)	(1,361.62)
<i>Busselton Area Drainage and Waterways Improvement Reserve Closing Balance</i>			(133,137.96)	(131,617.82)	(131,969.91)	(131,617.82)	(131,969.91)
1008 - Busselton Community Resource Centre Reserve							
10904	Opening Balance 1/7/2022	Other General Purpose Funding(O)	(422,704.86)	(422,704.86)	(422,704.86)	(422,704.86)	(422,704.86)
10904	Interest Earned	Other General Purpose Funding(O)	(10,814.85)	(6,730.11)	(8,982.83)	(6,730.11)	(8,982.83)
10027	Transfer To Reserve	Asset Management Administration(O)	(78,588.00)	(78,588.00)	(104,779.00)	(78,588.00)	(104,779.00)
12937	Transfer From Reserve	Community Resource Centre(C)	0.00	0.00	20,000.00	0.00	20,000.00
<i>Busselton Community Resource Centre Reserve Closing Balance</i>			(512,107.71)	(508,022.97)	(516,466.69)	(508,022.97)	(516,466.69)
1009 - Busselton Foreshore Maintenance Reserve							
10904	Opening Balance 1/7/2022	Other General Purpose Funding(O)	(12,690.03)	(12,690.03)	(12,690.03)	(12,690.03)	(12,690.03)
10904	Interest Earned	Other General Purpose Funding(O)	(286.87)	(224.37)	(296.04)	(224.37)	(296.04)
<i>Busselton Foreshore Maintenance Reserve Closing Balance</i>			(12,976.90)	(12,914.40)	(12,986.07)	(12,914.40)	(12,986.07)
1010 - Busselton Jetty Tourist Park Reserve							
10904	Opening Balance 1/7/2022	Other General Purpose Funding(O)	(1,241,104.12)	(1,241,104.12)	(1,241,104.12)	(1,241,104.12)	(1,241,104.12)
10904	Interest Earned	Other General Purpose Funding(O)	(33,483.24)	(13,684.50)	(18,236.66)	(13,684.50)	(18,236.66)
10297	Transfer To Reserve	Busselton Jetty Tourist Park(O)	(303,590.97)	(303,590.97)	(404,787.96)	(303,590.97)	(404,787.96)
10297	Transfer From Reserve	Busselton Jetty Tourist Park(O)	0.00	0.00	170,367.00	0.00	171,367.00
12457	Transfer From Reserve	Busselton Jetty Tourist Park Upgrade(C)	0.00	0.00	45,686.00	0.00	45,686.00
12805	Transfer From Reserve	Busselton Jetty Tourist Park Upgrade(O)	0.00	0.00	25,000.00	0.00	25,000.00
12868	Transfer From Reserve	Busselton Jetty Tourist Park - Replace Cabin 2 (C)	0.00	0.00	205,000.00	0.00	205,000.00
12869	Transfer From Reserve	Busselton Jetty Tourist Park - Renewal Works Park 1 Ablut(C)	0.00	0.00	46,120.00	0.00	46,120.00
12870	Transfer From Reserve	Busselton Jetty Tourist Park - Replace Holden Colorado 4x4(C)	0.00	0.00	25,430.00	0.00	25,430.00
12871	Transfer From Reserve	Busselton Jetty Tourist Park - Replace Sthl FS110 Brush(C)	0.00	0.00	1,000.00	0.00	0.00
12872	Transfer From Reserve	Busselton Jetty Tourist Park - Battery Powered Mule(C)	0.00	0.00	35,000.00	0.00	0.00
<i>Busselton Jetty Tourist Park Reserve Closing Balance</i>			(1,578,178.33)	(1,558,379.59)	(1,150,525.74)	(1,558,379.59)	(1,145,525.74)

City of Busselton Reserve Movements

For Period Ended 31 March 2023

Project Number	Transaction Type	Project Description	YTD Actual	YTD Budget	Budget Original	YTD BudgetA	Budget Amended
1011 - Busselton Library Building Reserve							
10904	Opening Balance 1/7/2022	Other General Purpose Funding(O)	(88,925.42)	(88,925.42)	(88,925.42)	(88,925.42)	(88,925.42)
10904	Interest Earned	Other General Purpose Funding(O)	(2,774.21)	(1,402.11)	(1,878.83)	(1,402.11)	(1,878.83)
10027	Transfer To Reserve	Asset Management Administration(O)	(46,584.00)	(46,584.00)	(62,114.00)	(46,584.00)	(62,114.00)
12789	Transfer From Reserve	Busselton Library - Lighting Improvements(C)	0.00	0.00	9,224.00	0.00	0.00
<i>Busselton Library Building Reserve Closing Balance</i>			(138,283.63)	(136,911.53)	(143,694.25)	(136,911.53)	(152,918.25)
1012 - CBD Enhancement Reserve							
10904	Opening Balance 1/7/2022	Other General Purpose Funding(O)	(1,333,421.41)	(1,333,421.41)	(1,333,421.41)	(1,333,421.41)	(1,333,421.41)
10904	Interest Earned	Other General Purpose Funding(O)	(30,718.10)	(5,580.36)	(7,421.79)	(5,580.36)	(7,421.79)
10438	Transfer To Reserve	Fire Station Surrounds(O)	(42,363.00)	(42,363.00)	(56,478.00)	(42,363.00)	(56,478.00)
12333	Transfer From Reserve	Townscape Works Dunsborough(C)	1,000,000.00	0.00	1,298,490.00	0.00	1,397,321.00
<i>CBD Enhancement Reserve Closing Balance</i>			(406,502.51)	(1,381,364.77)	(98,831.20)	(1,381,364.77)	(0.20)
1013 - Cemetery Reserve							
10904	Opening Balance 1/7/2022	Other General Purpose Funding(O)	(242,001.16)	(242,001.16)	(242,001.16)	(242,001.16)	(242,001.16)
10904	Interest Earned	Other General Purpose Funding(O)	(7,007.92)	(1,346.04)	(1,810.30)	(1,346.04)	(1,810.30)
10157	Transfer To Reserve	Busselton Cemetery(O)	(89,253.00)	(89,253.00)	(119,000.00)	(89,253.00)	(119,000.00)
10158	Transfer From Reserve	Dunsborough Cemetery(O)	0.00	0.00	17,273.00	0.00	17,273.00
12807	Transfer From Reserve	Pioneer Cemetery - Implement Conservation Plan (Reserve O)	0.00	0.00	20,757.00	0.00	20,757.00
12808	Transfer From Reserve	Dunsborough Cemetery (Reserve Funded)(O)	0.00	0.00	20,757.00	0.00	20,757.00
12809	Transfer From Reserve	Memorial Relocation(O)	0.00	0.00	50,000.00	0.00	50,000.00
<i>Cemetery Reserve Closing Balance</i>			(338,262.08)	(332,600.20)	(254,024.46)	(332,600.20)	(254,024.46)
1014 - City Car Parking and Access Reserve							
10904	Opening Balance 1/7/2022	Other General Purpose Funding(O)	(1,213,889.15)	(1,213,889.15)	(1,213,889.15)	(1,213,889.15)	(1,213,889.15)
10904	Interest Earned	Other General Purpose Funding(O)	(29,319.79)	(12,478.68)	(16,625.78)	(12,478.68)	(16,625.78)
10027	Transfer To Reserve	Asset Management Administration(O)	(123,849.00)	(123,849.00)	(165,137.00)	(123,849.00)	(165,137.00)
10904	Transfer To Reserve	Other General Purpose Funding(O)	0.00	0.00	0.00	0.00	(104,773.39)
12806	Transfer From Reserve	Margaret Street Beach Carpark(C)	0.00	0.00	111,687.00	0.00	0.00
14815	Transfer From Reserve	Carpark Hotel Site 2(C)	0.00	0.00	0.00	0.00	230,000.00
<i>City Car Parking and Access Reserve Closing Balance</i>			(1,367,057.94)	(1,350,216.83)	(1,283,964.93)	(1,350,216.83)	(1,270,425.32)
1015 - Civic and Administration Building Reserve							
10904	Opening Balance 1/7/2022	Other General Purpose Funding(O)	(497,008.81)	(497,008.81)	(497,008.81)	(497,008.81)	(497,008.81)
10904	Interest Earned	Other General Purpose Funding(O)	(16,465.68)	(6,954.39)	(9,278.76)	(6,954.39)	(9,278.76)
10027	Transfer To Reserve	Asset Management Administration(O)	(325,386.00)	(325,386.00)	(433,850.00)	(325,386.00)	(433,850.00)
10016	Transfer From Reserve	Civic and Administration Centre Minor Upgrades(C)	0.00	0.00	35,000.00	0.00	35,000.00
12790	Transfer From Reserve	Administration Building- 2-16 Southern Drive - Major Main(O)	0.00	0.00	65,000.00	0.00	65,000.00
<i>Civic and Administration Building Reserve Closing Balance</i>			(838,860.49)	(829,349.20)	(840,137.57)	(829,349.20)	(840,137.57)
1016 - Coastal and Climate Adaptation Reserve							
10904	Opening Balance 1/7/2022	Other General Purpose Funding(O)	(566,908.46)	(566,908.46)	(566,908.46)	(566,908.46)	(566,908.46)
10904	Interest Earned	Other General Purpose Funding(O)	(26,181.39)	(2,159.28)	(2,882.15)	(2,159.28)	(2,882.15)
10027	Transfer To Reserve	Asset Management Administration(O)	(825,678.00)	(825,678.00)	(1,100,911.00)	(825,678.00)	(1,100,911.00)
10180	Transfer To Reserve	Locke Estate(O)	(47,997.00)	(47,997.00)	(64,000.00)	(47,997.00)	(64,000.00)
10180	Transfer From Reserve	Locke Estate(O)	0.00	0.00	0.00	0.00	178,462.56
10705	Transfer From Reserve	Engineering Services Administration(O)	0.00	0.00	133,380.00	0.00	133,380.00
10777	Transfer From Reserve	Coastal Structures (West Busselton Seawall - Stage 2)(C)	0.00	0.00	146,560.00	0.00	146,560.00
11034	Transfer From Reserve	Dunsborough Non-Potable Water Network(C)	0.00	0.00	45,392.00	0.00	45,392.00
12181	Transfer From Reserve	Gilb Road(O)	0.00	0.00	0.00	125,000.00	0.00
12811	Transfer From Reserve	Sand Re-Nourishment(O)	0.00	0.00	100,000.00	0.00	100,000.00
12812	Transfer From Reserve	Coastal Adaptation : Forth St (Stage 2)(C)	0.00	0.00	125,000.00	(125,000.00)	0.00
12813	Transfer From Reserve	Coastal Adaptation : Dunsborough Dumbay Road to Highview(C)	0.00	0.00	783,750.00	0.00	0.00
12873	Transfer From Reserve	Coast Protection - Beach Monitoring Program(O)	0.00	0.00	51,250.00	0.00	25,625.00
12874	Transfer From Reserve	Coastal Protection - Busselton Jetty Wave Monitoring(O)	0.00	0.00	60,000.00	0.00	40,000.00
12875	Transfer From Reserve	Coastal Protection - Coastal Structures Inspections and R(O)	0.00	0.00	30,000.00	0.00	15,000.00
14736	Transfer From Reserve	PACP Coastal Grant Projects(O)	0.00	0.00	0.00	0.00	600,000.00
<i>Coastal and Climate Adaptation Reserve Closing Balance</i>			(1,466,764.85)	(1,442,742.74)	(259,369.81)	(1,442,742.74)	(450,282.05)
1017 - Commonage Community Facilities Dunsborough Lakes SR							
10904	Opening Balance 1/7/2022	Other General Purpose Funding(O)	(74,506.58)	(74,506.58)	(74,506.58)	(74,506.58)	(74,506.58)
10904	Interest Earned	Other General Purpose Funding(O)	(1,676.44)	(1,317.96)	(1,738.59)	(1,317.96)	(1,738.59)
			0.00	0.00	0.00	0.00	0.00
			0.00	0.00	0.00	0.00	0.00
<i>Commonage Community Facilities Dunsborough Lakes SR Closing Balance</i>			(76,183.02)	(75,824.54)	(76,245.17)	(75,824.54)	(76,245.17)
1018 - Commonage Community Facilities South Biddle Precinct Reserve							
10904	Opening Balance 1/7/2022	Other General Purpose Funding(O)	(908,566.25)	(908,566.25)	(908,566.25)	(908,566.25)	(908,566.25)
10904	Interest Earned	Other General Purpose Funding(O)	(20,443.56)	(15,899.85)	(21,196.68)	(15,899.85)	(21,196.68)
			0.00	0.00	0.00	0.00	0.00
			0.00	0.00	0.00	0.00	0.00
<i>Commonage Community Facilities South Biddle Precinct Reserve Closing Balance</i>			(929,009.81)	(924,466.10)	(929,762.93)	(924,466.10)	(929,762.93)
1019 - Commonage Precinct Bushfire Facilities Reserve							
10904	Opening Balance 1/7/2022	Other General Purpose Funding(O)	(58,746.18)	(58,746.18)	(58,746.18)	(58,746.18)	(58,746.18)
10904	Interest Earned	Other General Purpose Funding(O)	(1,321.85)	(1,037.52)	(1,370.90)	(1,037.52)	(1,370.90)
			0.00	0.00	0.00	0.00	0.00
			0.00	0.00	0.00	0.00	0.00
<i>Commonage Precinct Bushfire Facilities Reserve Closing Balance</i>			(60,068.03)	(59,783.70)	(60,117.08)	(59,783.70)	(60,117.08)
1020 - Commonage Precinct Infrastructure Road Reserve							
10904	Opening Balance 1/7/2022	Other General Purpose Funding(O)	(817.19)	(817.19)	(817.19)	(817.19)	(817.19)
10904	Interest Earned	Other General Purpose Funding(O)	(18.08)	(28.08)	(18.74)	(28.08)	(18.74)
			0.00	0.00	0.00	0.00	0.00
			0.00	0.00	0.00	0.00	0.00
<i>Commonage Precinct Infrastructure Road Reserve Closing Balance</i>			(835.27)	(845.27)	(835.93)	(845.27)	(835.93)

City of Busselton Reserve Movements

For Period Ended 31 March 2023

Project Number	Transaction Type	Project Description	YTD Actual	YTD Budget	Budget Original	YTD BudgetA	Budget Amended
1021 - Community Facilities - Airport North							
10904	Opening Balance 1/7/2022	Other General Purpose Funding(O)	(3,176,662.93)	(3,176,662.93)	(3,176,662.93)	(3,176,662.93)	(3,176,662.93)
10904	Interest Earned	Other General Purpose Funding(O)	(71,536.35)	(57,570.39)	(76,760.52)	(57,570.39)	(76,760.52)
11026	Transfer To Reserve	Planning Administration(O)	0.00	(86,859.00)	(115,809.00)	(86,859.00)	(115,809.00)
			0.00	0.00	0.00	0.00	0.00
<i>Community Facilities - Airport North Closing Balance</i>			(3,248,199.28)	(3,321,092.32)	(3,369,232.45)	(3,321,092.32)	(3,369,232.45)
1022 - Community Facilities - Broadwater							
10904	Opening Balance 1/7/2022	Other General Purpose Funding(O)	(197,731.81)	(197,731.81)	(197,731.81)	(197,731.81)	(197,731.81)
10904	Interest Earned	Other General Purpose Funding(O)	(68,498.48)	(3,533.31)	(4,695.50)	(3,533.31)	(4,695.50)
11026	Transfer To Reserve	Planning Administration(O)	0.00	(11,898.00)	(15,866.00)	(11,898.00)	(15,866.00)
			0.00	0.00	0.00	0.00	0.00
<i>Community Facilities - Broadwater Closing Balance</i>			(266,230.29)	(213,163.12)	(218,293.31)	(213,163.12)	(218,293.31)
1023 - Community Facilities - Busselton							
10904	Opening Balance 1/7/2022	Other General Purpose Funding(O)	(71,707.81)	(75,058.41)	(75,058.41)	(75,058.41)	(75,058.41)
10904	Interest Earned	Other General Purpose Funding(O)	(27,289.25)	(1,065.60)	(1,427.03)	(1,065.60)	(1,427.03)
11026	Transfer To Reserve	Planning Administration(O)	0.00	(16,173.00)	(21,558.00)	(16,173.00)	(21,558.00)
			0.00	0.00	0.00	0.00	0.00
<i>Community Facilities - Busselton Closing Balance</i>			(98,997.06)	(92,297.01)	(98,043.44)	(92,297.01)	(98,043.44)
1024 - Community Facilities - City District							
10904	Opening Balance 1/7/2022	Other General Purpose Funding(O)	(1,083,900.64)	(1,116,043.93)	(1,116,043.93)	(1,116,043.93)	(1,116,043.93)
10904	Interest Earned	Other General Purpose Funding(O)	(29,502.53)	(11,889.81)	(15,862.43)	(11,889.81)	(15,862.43)
10904	Transfer To Reserve	Other General Purpose Funding(O)	(227,617.26)	0.00	0.00	0.00	0.00
11026	Transfer To Reserve	Planning Administration(O)	0.00	(337,500.00)	(450,000.00)	(337,500.00)	(450,000.00)
10972	Transfer From Reserve	Churchill Park Renew Sports Lights(C)	0.00	0.00	11,831.00	0.00	11,831.00
12849	Transfer From Reserve	Sport Oval Lighting - Vasse Ovals(C)	0.00	0.00	100,000.00	0.00	100,000.00
12850	Transfer From Reserve	Dunsborough Lakes Sporting Precinct (Stage 1) - Planning (C)	0.00	0.00	105,165.00	0.00	105,165.00
12916	Transfer From Reserve	BPACC - Construction(C)	0.00	0.00	550,000.00	0.00	550,000.00
<i>Community Facilities - City District Closing Balance</i>			(1,341,020.43)	(1,465,433.74)	(814,910.36)	(1,465,433.74)	(814,910.36)
1025 - Community Facilities - Dunsborough							
10904	Opening Balance 1/7/2022	Other General Purpose Funding(O)	(465,445.07)	(465,445.07)	(465,445.07)	(465,445.07)	(465,445.07)
10904	Interest Earned	Other General Purpose Funding(O)	(52,280.12)	(4,542.84)	(6,038.42)	(4,542.84)	(6,038.42)
11026	Transfer To Reserve	Planning Administration(O)	0.00	(25,614.00)	(34,155.00)	(25,614.00)	(34,155.00)
			0.00	0.00	0.00	0.00	0.00
<i>Community Facilities - Dunsborough Closing Balance</i>			(517,725.19)	(495,601.91)	(505,638.49)	(495,601.91)	(505,638.49)
1026 - Community Facilities - Dunsborough Lakes							
10904	Opening Balance 1/7/2022	Other General Purpose Funding(O)	(712,435.68)	(712,435.68)	(712,435.68)	(712,435.68)	(712,435.68)
10904	Interest Earned	Other General Purpose Funding(O)	(18,090.20)	(112.14)	(165.10)	(112.14)	(165.10)
10904	Transfer To Reserve	Other General Purpose Funding(O)	(160,328.00)	0.00	0.00	0.00	0.00
10606	Transfer From Reserve	Dunsborough Lakes Sporting Precinct (Stage 1) - Carparkin(C)	0.00	0.00	423,111.00	0.00	423,111.00
<i>Community Facilities - Dunsborough Lakes Closing Balance</i>			(890,853.88)	(712,547.82)	(289,489.78)	(712,547.82)	(289,489.78)
1027 - Community Facilities - Geographe							
10904	Opening Balance 1/7/2022	Other General Purpose Funding(O)	(137,434.90)	(139,273.90)	(139,273.90)	(139,273.90)	(139,273.90)
10904	Interest Earned	Other General Purpose Funding(O)	(3,366.04)	(2,187.27)	(2,913.25)	(2,187.27)	(2,913.25)
10904	Transfer To Reserve	Other General Purpose Funding(O)	(13,195.38)	0.00	0.00	0.00	0.00
11026	Transfer To Reserve	Planning Administration(O)	0.00	(7,974.00)	(10,637.00)	(7,974.00)	(10,637.00)
			0.00	0.00	0.00	0.00	0.00
<i>Community Facilities - Geographe Closing Balance</i>			(153,996.32)	(149,435.17)	(152,824.15)	(149,435.17)	(152,824.15)
1028 - Community Facilities - Port Geographe							
10904	Opening Balance 1/7/2022	Other General Purpose Funding(O)	(352,421.54)	(352,421.54)	(352,421.54)	(352,421.54)	(352,421.54)
10904	Interest Earned	Other General Purpose Funding(O)	(7,929.82)	(6,169.23)	(8,222.53)	(6,169.23)	(8,222.53)
			0.00	0.00	0.00	0.00	0.00
			0.00	0.00	0.00	0.00	0.00
<i>Community Facilities - Port Geographe Closing Balance</i>			(360,351.36)	(358,590.77)	(360,644.07)	(358,590.77)	(360,644.07)
1029 - Community Facilities - Vasse							
10904	Opening Balance 1/7/2022	Other General Purpose Funding(O)	(175,153.74)	(175,153.74)	(175,153.74)	(175,153.74)	(175,153.74)
10904	Interest Earned	Other General Purpose Funding(O)	(3,998.81)	(6,421.59)	(8,574.59)	(6,421.59)	(8,574.59)
10904	Transfer To Reserve	Other General Purpose Funding(O)	(2,888.16)	0.00	0.00	0.00	0.00
12849	Transfer From Reserve	Sport Oval Lighting - Vasse Ovals(C)	0.00	0.00	275,000.00	0.00	275,000.00
<i>Community Facilities - Vasse Closing Balance</i>			(182,040.71)	(181,575.33)	91,271.67	(181,575.33)	91,271.67
1030 - Corporate IT Systems Reserve							
10904	Opening Balance 1/7/2022	Other General Purpose Funding(O)	(378,519.83)	(378,519.83)	(378,519.83)	(378,519.83)	(378,519.83)
10904	Interest Earned	Other General Purpose Funding(O)	(10,201.86)	(6,001.02)	(7,998.24)	(6,001.02)	(7,998.24)
10027	Transfer To Reserve	Asset Management Administration(O)	(103,212.00)	(103,212.00)	(137,614.00)	(103,212.00)	(137,614.00)
12876	Transfer From Reserve	ICT Services - Equipment & Software Purchases(C)	0.00	0.00	375,000.00	0.00	375,000.00
12928	Transfer From Reserve	BPACC - IT Hardware & Software - Funded Corporate IT Syst(C)	0.00	0.00	75,000.00	0.00	75,000.00
<i>Corporate IT Systems Reserve Closing Balance</i>			(491,933.69)	(487,732.85)	(74,132.07)	(487,732.85)	(74,132.07)
1031 - Debt Default Reserve							
10904	Opening Balance 1/7/2022	Other General Purpose Funding(O)	(102,371.12)	(102,371.12)	(102,371.12)	(102,371.12)	(102,371.12)
10904	Interest Earned	Other General Purpose Funding(O)	(2,303.43)	(1,794.69)	(2,402.27)	(1,794.69)	(2,402.27)
			0.00	0.00	0.00	0.00	0.00
10904	Transfer From Reserve	Other General Purpose Funding(O)	0.00	0.00	0.00	0.00	104,773.39
<i>Debt Default Reserve Closing Balance</i>			(104,674.55)	(104,165.81)	(104,773.39)	(104,165.81)	0.00

City of Busselton Reserve Movements

For Period Ended 31 March 2023

Project Number	Transaction Type	Project Description	YTD Actual	YTD Budget	Budget Original	YTD BudgetA	Budget Amended
1032 - Election, Value and Corporate Expense Reserve							
10904	Opening Balance 1/7/2022	Other General Purpose Funding(O)	(254,330.23)	(254,330.23)	(254,330.23)	(254,330.23)	(254,330.23)
10904	Interest Earned	Other General Purpose Funding(O)	(6,898.13)	(3,841.74)	(5,103.63)	(3,841.74)	(5,103.63)
10830	Transfer To Reserve	Members of Council(O)	(107,730.00)	(107,730.00)	(143,640.00)	(107,730.00)	(143,640.00)
11126	Transfer From Reserve	Rates Administration(O)	0.00	0.00	80,000.00	0.00	80,000.00
<i>Election, Value and Corporate Expense Reserve Closing Balance</i>			(368,958.36)	(365,901.97)	(323,073.86)	(365,901.97)	(323,073.86)
1033 - Emergency Disaster Recovery Reserve							
10904	Opening Balance 1/7/2022	Other General Purpose Funding(O)	(74,954.48)	(74,954.48)	(74,954.48)	(74,954.48)	(74,954.48)
10904	Interest Earned	Other General Purpose Funding(O)	(1,858.04)	(2,383.56)	(3,162.50)	(2,383.56)	(3,162.50)
10007	Transfer To Reserve	Emergency Contingency Costs (Other)(O)	(15,003.00)	(15,003.00)	(20,000.00)	(15,003.00)	(20,000.00)
<i>Emergency Disaster Recovery Reserve Closing Balance</i>			(91,815.52)	(92,341.04)	(98,116.98)	(92,341.04)	(98,116.98)
1034 - Energy Sustainability Reserve							
10904	Opening Balance 1/7/2022	Other General Purpose Funding(O)	(168,406.57)	(168,406.57)	(168,406.57)	(168,406.57)	(168,406.57)
10904	Interest Earned	Other General Purpose Funding(O)	(5,051.77)	(2,495.70)	(3,333.84)	(2,495.70)	(3,333.84)
12440	Transfer To Reserve	Energy Efficiency Initiatives (Various Buildings) (C)	(80,847.00)	(80,847.00)	(107,793.00)	(80,847.00)	(107,793.00)
12440	Transfer From Reserve	Energy Efficiency Initiatives (Various Buildings) (C)	0.00	0.00	133,234.00	0.00	133,234.00
<i>Energy Sustainability Reserve Closing Balance</i>			(254,305.34)	(251,749.27)	(146,299.41)	(251,749.27)	(146,299.41)
1035 - Footpath and Cycleways Reserve							
10904	Opening Balance 1/7/2022	Other General Purpose Funding(O)	(1,246,635.85)	(1,246,635.85)	(1,246,635.85)	(1,246,635.85)	(1,246,635.85)
10904	Interest Earned	Other General Purpose Funding(O)	(43,624.47)	(4,066.11)	(5,421.48)	(4,066.11)	(5,421.48)
10027	Transfer To Reserve	Asset Management Administration(O)	(957,789.00)	(957,789.00)	(1,277,057.00)	(957,789.00)	(1,277,057.00)
10698	Transfer From Reserve	Buanyup Drain Shared Path(C)	0.00	0.00	31,897.00	0.00	31,897.00
10736	Transfer From Reserve	Armp Drive Footpath Construction(C)	0.00	0.00	74,672.00	0.00	74,672.00
10741	Transfer From Reserve	Busselton CBD Footpath Renewal(C)	0.00	0.00	100,000.00	0.00	100,000.00
10742	Transfer From Reserve	Carey Street Footpath Construction(C)	0.00	0.00	271,724.00	0.00	271,724.00
10744	Transfer From Reserve	End of Trip Footpath Construction(C)	0.00	0.00	10,000.00	0.00	10,000.00
10903	Transfer From Reserve	DAIP - Disability Access(C)	0.00	0.00	0.00	0.00	30,000.00
10960	Transfer From Reserve	Dunsborough Centennial Park Project(C)	0.00	0.00	99,384.00	(99,384.00)	0.00
11986	Transfer From Reserve	Causeway Road Shared Path(C)	0.00	0.00	95,955.00	0.00	160,000.00
12382	Transfer From Reserve	Rails to Trails - Continuation of Implementation Plan(C)	0.00	0.00	88,243.00	0.00	88,243.00
12816	Transfer From Reserve	Coastal Principled Shares Path (C)	0.00	0.00	206,333.00	0.00	72,288.00
12817	Transfer From Reserve	Prince Regent Drive (C)	0.00	0.00	141,000.00	0.00	141,000.00
12818	Transfer From Reserve	Kaloorup Road (C)	0.00	0.00	78,000.00	0.00	78,000.00
12877	Transfer From Reserve	Principle Shared Path (PSP) Development Approvals (C)	0.00	0.00	25,000.00	0.00	25,000.00
14813	Transfer From Reserve	Geo Bay Road Carpark (10 bays East SLK 0.3 - 0.38)(C)	0.00	0.00	0.00	0.00	70,000.00
14814	Transfer From Reserve	Townscape Works Busselton(C)	0.00	0.00	0.00	0.00	100,000.00
<i>Footpath and Cycleways Reserve Closing Balance</i>			(2,248,049.32)	(2,208,490.96)	(1,306,906.33)	(2,307,874.96)	(1,276,290.33)
1036 - Furniture and Equipment Reserve							
10904	Opening Balance 1/7/2022	Other General Purpose Funding(O)	(516,180.88)	(516,180.88)	(516,180.88)	(516,180.88)	(516,180.88)
10904	Interest Earned	Other General Purpose Funding(O)	(12,887.88)	(5,075.64)	(6,751.94)	(5,075.64)	(6,751.94)
10027	Transfer To Reserve	Asset Management Administration(O)	(82,566.00)	(82,566.00)	(110,091.00)	(82,566.00)	(110,091.00)
10481	Transfer From Reserve	Geographe Leisure Centre(O)	0.00	0.00	0.00	0.00	0.00
12876	Transfer From Reserve	ICT Services - Equipment & Software Purchases(C)	0.00	0.00	219,845.00	0.00	219,845.00
12878	Transfer From Reserve	Naturalists Community Centre (NCC) - Purchase Office Furn(C)	0.00	0.00	20,000.00	0.00	20,000.00
12917	Transfer From Reserve	BPACC - Loose Furniture & Fittings(C)	0.00	0.00	250,000.00	0.00	250,000.00
12938	Transfer From Reserve	YCAB (Youth Precinct Foreshore)(C)	0.00	0.00	5,091.00	0.00	5,091.00
12939	Transfer From Reserve	Administration Building- 2-16 Southern Drive(C)	0.00	0.00	15,000.00	0.00	15,000.00
12940	Transfer From Reserve	Depot Building-Busselton(C)	0.00	0.00	50,000.00	0.00	50,000.00
14730	Transfer From Reserve	Geographe Leisure Centre Fitness Equipment(C)	0.00	0.00	18,160.00	0.00	18,160.00
<i>Furniture and Equipment Reserve Closing Balance</i>			(611,634.76)	(603,822.52)	(54,927.82)	(603,822.52)	(54,927.82)
1037 - Geographe Leisure Centre Building (GLC) Reserve							
10904	Opening Balance 1/7/2022	Other General Purpose Funding(O)	(314,128.20)	(314,128.20)	(314,128.20)	(314,128.20)	(314,128.20)
10904	Interest Earned	Other General Purpose Funding(O)	(10,984.92)	(2,187.27)	(2,910.13)	(2,187.27)	(2,910.13)
10027	Transfer To Reserve	Asset Management Administration(O)	(236,970.00)	(236,970.00)	(315,962.00)	(236,970.00)	(315,962.00)
10788	Transfer From Reserve	GLC Building Improvements(C)	0.00	0.00	423,934.00	0.00	423,934.00
<i>Geographe Leisure Centre Building (GLC) Reserve Closing Balance</i>			(562,083.12)	(553,285.47)	(209,066.33)	(553,285.47)	(209,066.33)
1038 - Jetty Maintenance Reserve							
10904	Opening Balance 1/7/2022	Other General Purpose Funding(O)	(6,320,300.89)	(6,320,300.89)	(6,320,300.89)	(6,320,300.89)	(6,320,300.89)
10904	Interest Earned	Other General Purpose Funding(O)	(150,199.64)	(102,017.07)	(136,007.18)	(102,017.07)	(136,007.18)
10027	Transfer To Reserve	Asset Management Administration(O)	(257,294.97)	(257,298.03)	(343,064.04)	(257,298.03)	(343,064.04)
10048	Transfer To Reserve	Busselton Jetty(O)	0.00	0.00	(826,541.00)	0.00	(826,541.00)
10160	Transfer To Reserve	Equinox Cafe(O)	(69,246.00)	(69,245.28)	(92,327.04)	(69,245.28)	(92,327.04)
10161	Transfer To Reserve	Goose Cafe(O)	(38,385.00)	(38,383.47)	(51,177.96)	(38,383.47)	(51,177.96)
10162	Transfer To Reserve	Micro Brewery Building(O)	(69,813.00)	(69,813.72)	(93,084.96)	(69,813.72)	(93,084.96)
11704	Transfer To Reserve	Busselton Tennis Club Building (Old)(O)	(18,747.00)	(18,749.97)	(24,999.96)	(18,749.97)	(24,999.96)
11798	Transfer To Reserve	Hotel Site 2(O)	(27,360.00)	(27,355.50)	(36,474.00)	(27,355.50)	(36,474.00)
10048	Transfer From Reserve	Busselton Jetty(O)	0.00	58,722.75	509,398.00	58,722.75	514,116.00
10818	Transfer From Reserve	Busselton Jetty - Capital Expenditure(C)	0.00	0.00	280,632.00	0.00	480,632.00
12909	Transfer From Reserve	Busselton Jetty - Replacement Stihl MS381 Chainsaw(C)	0.00	0.00	1,891.00	0.00	0.00
12910	Transfer From Reserve	Busselton Jetty - Replacement Honda EU20 Generator (Jetty)(C)	0.00	0.00	2,827.00	0.00	0.00
<i>Jetty Maintenance Reserve Closing Balance</i>			(6,951,346.50)	(6,844,441.18)	(7,129,229.03)	(6,844,441.18)	(6,929,229.03)
1039 - Jetty Self Insurance Reserve							
10904	Opening Balance 1/7/2022	Other General Purpose Funding(O)	(573,410.47)	(573,410.47)	(573,410.47)	(573,410.47)	(573,410.47)
10904	Interest Earned	Other General Purpose Funding(O)	(13,876.83)	(10,039.05)	(13,376.05)	(10,039.05)	(13,376.05)
10048	Transfer To Reserve	Busselton Jetty(O)	(58,725.00)	(58,725.00)	(78,297.00)	(58,725.00)	(78,297.00)
<i>Jetty Self Insurance Reserve Closing Balance</i>			(646,012.30)	(642,174.52)	(665,083.52)	(642,174.52)	(665,083.52)

City of Busselton Reserve Movements

For Period Ended 31 March 2023

Project Number	Transaction Type	Project Description	YTD Actual	YTD Budget	Budget Original	YTD BudgetA	Budget Amended
1040 - Joint Venture Aged Housing Reserve (Harris/Winderup)							
10904	Opening Balance 1/7/2022	Other General Purpose Funding(O)	(1,491,225.29)	(1,491,225.29)	(1,491,225.29)	(1,491,225.29)	(1,491,225.29)
10904	Interest Earned	Other General Purpose Funding(O)	(35,911.14)	(23,078.61)	(30,783.94)	(23,078.61)	(30,783.94)
11684	Transfer To Reserve	Winderup Court Aged Housing(O)	(139,969.53)	(139,969.53)	(186,626.04)	(139,969.53)	(186,626.04)
12231	Transfer From Reserve	Aged Housing Capital Improvements - Harris Road(C)	0.00	0.00	12,608.00	0.00	12,608.00
12233	Transfer From Reserve	Aged Housing Capital Improvements - Winderup(C)	0.00	0.00	25,215.00	0.00	25,215.00
Joint Venture Aged Housing Reserve (Harris/Winderup) Closing Balance			(1,667,105.96)	(1,654,273.43)	(1,670,812.27)	(1,654,273.43)	(1,670,812.27)
1041 - Legal Expenses Reserve							
10904	Opening Balance 1/7/2022	Other General Purpose Funding(O)	(638,294.45)	(638,294.45)	(638,294.45)	(638,294.45)	(638,294.45)
10904	Interest Earned	Other General Purpose Funding(O)	(14,316.69)	(9,450.18)	(12,603.36)	(9,450.18)	(12,603.36)
			0.00	0.00	0.00	0.00	0.00
			0.00	0.00	0.00	0.00	0.00
Legal Expenses Reserve Closing Balance			(652,611.14)	(647,744.63)	(650,897.81)	(647,744.63)	(650,897.81)
1042 - Locke Estate Reserve							
10904	Opening Balance 1/7/2022	Other General Purpose Funding(O)	(6,588.67)	(6,588.67)	(6,588.67)	(6,588.67)	(6,588.67)
10904	Interest Earned	Other General Purpose Funding(O)	(72.10)	(112.14)	(152.64)	(112.14)	(152.64)
10180	Transfer To Reserve	Locke Estate(O)	0.00	0.00	0.00	0.00	(164,462.56)
			0.00	0.00	0.00	0.00	0.00
Locke Estate Reserve Closing Balance			(6,660.77)	(6,700.81)	(6,741.31)	(6,700.81)	(171,203.87)
1043 - Long Service Leave Reserve							
10904	Opening Balance 1/7/2022	Other General Purpose Funding(O)	(4,054,581.00)	(4,054,581.00)	(4,054,581.00)	(4,054,581.00)	(4,054,581.00)
10904	Interest Earned	Other General Purpose Funding(O)	(96,752.78)	(62,505.72)	(83,331.62)	(62,505.72)	(83,331.62)
10810	Transfer To Reserve	Human Resources & Payroll(O)	(337,500.00)	(337,500.00)	(450,000.00)	(337,500.00)	(450,000.00)
10041	Transfer From Reserve	Building Services(O)	0.00	0.00	19,332.00	0.00	19,332.00
10217	Transfer From Reserve	Busselton Library(O)	0.00	0.00	12,935.00	0.00	12,935.00
10461	Transfer From Reserve	Geographe Leisure Centre(O)	0.00	0.00	54,830.00	0.00	54,830.00
10462	Transfer From Reserve	Naturaliste Community Centre(O)	0.00	0.00	14,256.00	0.00	14,256.00
10652	Transfer From Reserve	Community & Commercial Services Support(O)	0.00	0.00	43,908.00	0.00	43,908.00
10678	Transfer From Reserve	Customer Services(O)	0.00	0.00	8,409.00	0.00	8,409.00
10704	Transfer From Reserve	Engineering & Works Services Support(O)	0.00	0.00	18,295.00	0.00	18,295.00
10710	Transfer From Reserve	Environmental Health Services Administration(O)	0.00	0.00	14,393.00	0.00	14,393.00
10711	Transfer From Reserve	Environmental Management Administration(O)	0.00	0.00	14,421.00	0.00	14,421.00
10790	Transfer From Reserve	Governance Support Services(O)	0.00	0.00	10,657.00	0.00	10,657.00
10810	Transfer From Reserve	Human Resources & Payroll(O)	0.00	0.00	11,964.00	0.00	11,964.00
10824	Transfer From Reserve	Legal and Compliance Services(O)	0.00	0.00	32,581.00	0.00	32,581.00
10900	Transfer From Reserve	Office of the CEO(O)	0.00	0.00	120,000.00	0.00	120,000.00
10901	Transfer From Reserve	Operations Services Administration(O)	0.00	0.00	45,697.00	0.00	45,697.00
10902	Transfer From Reserve	Operations Services Works(O)	0.00	0.00	137,631.00	0.00	137,631.00
10905	Transfer From Reserve	Other Law, Order & Public Safety(O)	0.00	0.00	18,435.00	0.00	18,435.00
11041	Transfer From Reserve	Property Services Administration(O)	0.00	0.00	5,212.00	0.00	5,212.00
11124	Transfer From Reserve	Public Relations(O)	0.00	0.00	5,982.00	0.00	5,982.00
11126	Transfer From Reserve	Rates Administration(O)	0.00	0.00	11,212.00	0.00	11,212.00
11128	Transfer From Reserve	Recreation Administration(O)	0.00	0.00	16,788.00	0.00	16,788.00
12225	Transfer From Reserve	Sanitation Waste Services Administration(O)	0.00	0.00	34,681.00	0.00	34,681.00
12258	Transfer From Reserve	Statutory Planning(O)	0.00	0.00	16,685.00	0.00	16,685.00
Long Service Leave Reserve Closing Balance			(4,488,833.78)	(4,454,586.72)	(3,919,608.62)	(4,454,586.72)	(3,919,608.62)
1044 - Major Traffic Improvements Reserve							
10904	Opening Balance 1/7/2022	Other General Purpose Funding(O)	(1,184,733.73)	(1,184,733.73)	(1,184,733.73)	(1,184,733.73)	(1,184,733.73)
10904	Interest Earned	Other General Purpose Funding(O)	(30,781.60)	(17,470.17)	(23,309.14)	(17,470.17)	(23,309.14)
10027	Transfer To Reserve	Asset Management Administration(O)	(258,030.00)	(258,030.00)	(344,035.00)	(258,030.00)	(344,035.00)
10673	Transfer From Reserve	Peel & Queen Street Roundabout Service Relocation(C)	0.00	0.00	19,941.00	0.00	19,941.00
10831	Transfer From Reserve	Rotary Park / War Memorial Relocation(C)	0.00	0.00	375,000.00	0.00	375,000.00
12845	Transfer From Reserve	General Design / Modelling Works (O)	0.00	0.00	300,000.00	0.00	300,000.00
Major Traffic Improvements Reserve Closing Balance			(1,473,545.33)	(1,460,233.90)	(857,136.87)	(1,460,233.90)	(857,136.87)
1045 - Marketing & Area Promotion Reserve							
10904	Opening Balance 1/7/2022	Other General Purpose Funding(O)	(655,702.34)	(655,702.34)	(655,702.34)	(655,702.34)	(655,702.34)
10904	Interest Earned	Other General Purpose Funding(O)	(30,502.64)	(3,841.74)	(5,137.90)	(3,841.74)	(5,137.90)
10188	Transfer To Reserve	Events(O)	(999,603.00)	(999,603.00)	(1,332,802.00)	(999,603.00)	(1,332,802.00)
10188	Transfer From Reserve	Events(O)	0.00	0.00	1,545,548.00	0.00	1,545,548.00
14729	Transfer From Reserve	Events Furniture & Equipment(C)	0.00	0.00	200,000.00	0.00	200,000.00
Marketing & Area Promotion Reserve Closing Balance			(1,685,807.98)	(1,659,147.08)	(248,094.24)	(1,659,147.08)	(248,094.24)
1046 - Naturaliste Community Centre Building (NCC) Reserve							
10904	Opening Balance 1/7/2022	Other General Purpose Funding(O)	(170,088.68)	(170,088.68)	(170,088.68)	(170,088.68)	(170,088.68)
10904	Interest Earned	Other General Purpose Funding(O)	(4,694.00)	(1,710.54)	(2,286.95)	(1,710.54)	(2,286.95)
10027	Transfer To Reserve	Asset Management Administration(O)	(54,315.00)	(54,315.00)	(72,415.00)	(54,315.00)	(72,415.00)
12791	Transfer From Reserve	Naturaliste Community Centre Fire Indicator Panel Renewal(C)	0.00	0.00	30,000.00	0.00	30,000.00
12867	Transfer From Reserve	Naturaliste Community Centre - Maintenance External Work(O)	0.00	0.00	91,000.00	0.00	91,000.00
Naturaliste Community Centre Building (NCC) Reserve Closing Balance			(229,097.68)	(226,114.22)	(123,790.63)	(226,114.22)	(123,790.63)
1047 - New Infrastructure Development Reserve							
10904	Opening Balance 1/7/2022	Other General Purpose Funding(O)	(723,692.92)	(723,692.92)	(723,692.92)	(723,692.92)	(723,692.92)
10904	Interest Earned	Other General Purpose Funding(O)	(16,150.41)	(4,514.76)	(6,025.91)	(4,514.76)	(6,025.91)
10904	Transfer To Reserve	Other General Purpose Funding(O)	(6,388.90)	0.00	0.00	0.00	0.00
12407	Transfer From Reserve	Dunsborough Lakes Sporting Precinct (Stage 1)(C)	0.00	0.00	453,487.00	0.00	453,487.00
12936	Transfer From Reserve	Property Services Administration(C)	0.00	0.00	50,000.00	0.00	50,000.00
New Infrastructure Development Reserve Closing Balance			(746,232.23)	(728,207.68)	(226,231.83)	(728,207.68)	(226,231.83)

City of Busselton Reserve Movements

For Period Ended 31 March 2023

Project Number	Transaction Type	Project Description	YTD Actual	YTD Budget	Budget Original	YTD BudgetA	Budget Amended
1048 - Other Infrastructure (Drainage, Signage Etc) Reserve							
10904	Opening Balance 1/7/2022	Other General Purpose Funding(O)	(403,730.56)	(403,730.56)	(403,730.56)	(403,730.56)	(403,730.56)
10904	Interest Earned	Other General Purpose Funding(O)	(18,424.02)	(7,010.55)	(9,359.86)	(7,010.55)	(9,359.86)
10027	Transfer To Reserve	Asset Management Administration(O)	(567,657.00)	(567,657.00)	(756,876.00)	(567,657.00)	(756,876.00)
10691	Transfer From Reserve	Busselton LIA - Geocatch Drain Partnership WSUD Improve(C)	0.00	0.00	30,000.00	0.00	30,000.00
10692	Transfer From Reserve	Carey Street Drainage Upgrade(C)	0.00	0.00	220,369.00	0.00	220,369.00
10852	Transfer From Reserve	RBFS Various Grant Applications(C)	0.00	0.00	15,900.00	0.00	15,900.00
12786	Transfer From Reserve	Newtown Beach Boat Ramp (O)	0.00	0.00	17,255.00	0.00	17,255.00
12787	Transfer From Reserve	Dunsborough Boat Ramp(O)	0.00	0.00	17,382.00	0.00	17,382.00
12788	Transfer From Reserve	Quindalup Boat Ramp (Sea Rescue)(O)	0.00	0.00	17,255.00	0.00	17,255.00
12814	Transfer From Reserve	High View Road Drainage Works(C)	0.00	0.00	221,559.00	0.00	221,559.00
12815	Transfer From Reserve	North Street Drainage Works(C)	0.00	0.00	233,056.00	0.00	233,056.00
14811	Transfer From Reserve	RBFS Old Dunsborough Boat Ramp Scour Protection (C)	0.00	0.00	0.00	0.00	8,310.00
Other Infrastructure (Drainage, Signage Etc) Reserve Closing Balance			(989,811.58)	(978,398.11)	(397,190.42)	(978,398.11)	(388,880.42)
1049 - Parks, Gardens and Reserves Reserve							
10904	Opening Balance 1/7/2022	Other General Purpose Funding(O)	(633,227.21)	(633,227.21)	(633,227.21)	(633,227.21)	(633,227.21)
10904	Interest Earned	Other General Purpose Funding(O)	(30,162.77)	(4,683.06)	(6,240.96)	(4,683.06)	(6,240.96)
10027	Transfer To Reserve	Asset Management Administration(O)	(980,496.00)	(980,496.00)	(1,307,332.00)	(980,496.00)	(1,307,332.00)
10765	Transfer From Reserve	Foreshore Busselton - High Street to Carey Street(C)	0.00	0.00	10,000.00	0.00	10,000.00
10951	Transfer From Reserve	Mitchell Park Upgrade(C)	0.00	0.00	37,491.00	0.00	37,491.00
10952	Transfer From Reserve	Possum Park Barnard East Upgrade(C)	0.00	0.00	0.00	0.00	30,000.00
10953	Transfer From Reserve	Youth Skate Park(C)	0.00	0.00	10,000.00	0.00	10,000.00
10965	Transfer From Reserve	P&E - P&G Smart Technologies(C)	0.00	0.00	100,000.00	0.00	100,000.00
10967	Transfer From Reserve	Shade Sail Program(C)	0.00	0.00	196,414.00	0.00	196,414.00
11035	Transfer From Reserve	Park Furniture Replacement - Replace aged & unsafe Equip(C)	0.00	0.00	30,000.00	0.00	30,000.00
11036	Transfer From Reserve	Playgrounds General - Replacement of playground equipment(C)	0.00	0.00	175,000.00	0.00	175,000.00
11109	Transfer From Reserve	BBQ Placement and Replacement(C)	0.00	0.00	15,000.00	0.00	15,000.00
12251	Transfer From Reserve	Cricket Wicket Renewal(C)	0.00	0.00	39,230.00	0.00	39,230.00
12526	Transfer From Reserve	Beach Access Improvements(C)	0.00	0.00	35,000.00	0.00	35,000.00
12819	Transfer From Reserve	Beach Enclosures(C)	0.00	0.00	100,491.00	0.00	100,491.00
12820	Transfer From Reserve	Bird Crescent Dunsborough POS- improvements(C)	0.00	0.00	11,000.00	0.00	11,000.00
12821	Transfer From Reserve	Churchill Park - Main Oval Renewal (C)	0.00	0.00	444,558.00	0.00	0.00
12929	Transfer From Reserve	BPACC - Landscaping - Funded Parks, Gardens & Reserve Res(C)	0.00	0.00	500,000.00	0.00	500,000.00
14816	Transfer From Reserve	Carpark Hotel Site 2 Land Scaping(C)	0.00	0.00	0.00	0.00	150,000.00
Parks, Gardens and Reserves Reserve Closing Balance			(1,643,885.98)	(1,618,406.27)	(242,616.17)	(1,618,406.27)	(507,174.17)
1050 - Performing Arts and Convention Centre Reserve							
10904	Opening Balance 1/7/2022	Other General Purpose Funding(O)	(2,386,292.52)	(2,386,292.52)	(2,386,292.52)	(2,386,292.52)	(2,386,292.52)
10904	Interest Earned	Other General Purpose Funding(O)	(54,978.07)	(30,397.59)	(40,539.47)	(30,397.59)	(40,539.47)
12918	Transfer To Reserve	BPACC - Construction(C)	0.00	0.00	(1,800,000.00)	0.00	(1,800,000.00)
10022	Transfer From Reserve	BPACC Operations(O)	0.00	0.00	46,433.00	0.00	46,433.00
12918	Transfer From Reserve	BPACC - Construction(C)	0.00	0.00	1,642,703.00	0.00	1,642,703.00
Performing Arts and Convention Centre Reserve Closing Balance			(2,441,270.59)	(2,416,690.11)	(2,537,695.99)	(2,416,690.11)	(2,537,695.99)

City of Busselton Reserve Movements

For Period Ended 31 March 2023

Project Number	Transaction Type	Project Description	YTD Actual	YTD Budget	Budget Original	YTD BudgetA	Budget Amended
1051 - Plant Replacement Reserve							
10904	Opening Balance 1/7/2022	Other General Purpose Funding(O)	(2,698,073.38)	(2,698,073.38)	(2,698,073.38)	(2,698,073.38)	(2,698,073.38)
10904	Interest Earned	Other General Purpose Funding(O)	(73,838.09)	(33,426.18)	(44,562.00)	(33,426.18)	(44,562.00)
10027	Transfer To Reserve	Asset Management Administration(O)	(825,687.00)	(825,687.00)	(1,100,911.00)	(825,687.00)	(1,100,911.00)
12879	Transfer From Reserve	Plant Purchases (P11) - Spit water heavy duty high pressu(C)	0.00	0.00	13,500.00	0.00	13,500.00
12880	Transfer From Reserve	Plant Purchases (P11) - Water Tank 4,500 LT with Pump & (C)	0.00	0.00	14,200.00	0.00	0.00
12881	Transfer From Reserve	Plant Purchases (P11) - HINO FD1024 Beavertrail Truck (tur(C)	0.00	0.00	61,500.00	0.00	0.00
12882	Transfer From Reserve	Plant Purchases (P11) - Isuzu NPR65-190 Single Cab (Tur(C)	0.00	0.00	65,000.00	0.00	0.00
12883	Transfer From Reserve	Plant Purchases (P11) - Kubota F3690 Outfront Mower (C)	0.00	0.00	27,000.00	0.00	27,000.00
12884	Transfer From Reserve	Plant Purchases (P11) - Kubota F3690 Outfront Mower (C)	0.00	0.00	27,000.00	0.00	27,000.00
12885	Transfer From Reserve	Plant Purchases (P11) - Kubota F3690 Outfront Mower (C)	0.00	0.00	27,000.00	0.00	27,000.00
12886	Transfer From Reserve	Plant Purchases (P11) - Brush / Tree Chipper(C)	0.00	0.00	100,000.00	0.00	100,000.00
12887	Transfer From Reserve	Plant Purchases (P11) - Redexim Easyspread 1600 Sand Spre(C)	0.00	0.00	19,200.00	0.00	19,200.00
12888	Transfer From Reserve	Plant Purchases (P12) - HINO FS2848 Tipper Truck (Constr(C)	0.00	0.00	150,000.00	0.00	150,000.00
12889	Transfer From Reserve	Plant Purchases (P12) - Speed Display/VMB single axle tra(C)	0.00	0.00	22,500.00	0.00	22,500.00
12890	Transfer From Reserve	Plant Purchases (P12) - Caterpillar C56 Rollie (Constr(C)	0.00	0.00	114,000.00	0.00	114,000.00
12891	Transfer From Reserve	Plant Purchases (P12) - Ditchwitch Cable Locator(C)	0.00	0.00	7,500.00	0.00	7,500.00
12892	Transfer From Reserve	Plant Purchases (P12) - ISUZU FVZ1400 Tipper Truck (Const(C)	0.00	0.00	155,000.00	0.00	155,000.00
12893	Transfer From Reserve	Planning and Development Services - Replacement Complian(C)	0.00	0.00	23,000.00	0.00	23,000.00
12894	Transfer From Reserve	Plan and Dev - Replacement Comp - Nissan X-trail(C)	0.00	0.00	18,000.00	0.00	0.00
12895	Transfer From Reserve	Engineering and Works Services - Replacement Asset Manage(C)	0.00	0.00	18,500.00	0.00	0.00
12896	Transfer From Reserve	Engineering and Works Services - Replacement Building Fac(C)	0.00	0.00	23,000.00	0.00	23,000.00
12897	Transfer From Reserve	Engineering and Works Services - Replacement Isuzu D-Max (C)	0.00	0.00	27,500.00	0.00	0.00
12898	Transfer From Reserve	Engineering and Works Services - Replacement Mitsubishi G(C)	0.00	0.00	27,500.00	0.00	0.00
12899	Transfer From Reserve	Engineering and Works Services - Replacement Isuzu D-Max (C)	0.00	0.00	27,000.00	0.00	27,000.00
12900	Transfer From Reserve	Engineering and Works Services - Replacement Toyota Hilux(C)	0.00	0.00	22,000.00	0.00	0.00
12901	Transfer From Reserve	Engineering and Works Services - Replacement Toyota Hilux(C)	0.00	0.00	22,000.00	0.00	0.00
12902	Transfer From Reserve	Finance and Corporate Services - Replacement Manager Gove(C)	0.00	0.00	20,000.00	0.00	20,000.00
12903	Transfer From Reserve	Finance and Corporate Services - Replacement IT Coordinat(C)	0.00	0.00	18,000.00	0.00	18,000.00
12904	Transfer From Reserve	Plant Purchases (P11) - Minor Plant (Capital)(C)	0.00	0.00	18,000.00	0.00	18,000.00
12905	Transfer From Reserve	Plant Purchases (P11) - Minor Plant (Non-Capital)(C)	0.00	0.00	36,000.00	0.00	0.00
12906	Transfer From Reserve	Plant Purchases (P12) - Minor Plant (Capital)(C)	0.00	0.00	13,500.00	0.00	13,500.00
12907	Transfer From Reserve	Plant Purchases (P12) - Minor Plant (Non-Capital)(C)	0.00	0.00	13,500.00	0.00	0.00
12908	Transfer From Reserve	Transport - Workshop - Minor Plant(C)	0.00	0.00	9,000.00	0.00	9,000.00
12948	Transfer From Reserve	Environmental Health Serv Admin-Health Ute(C)	0.00	0.00	22,000.00	0.00	0.00
14268	Transfer From Reserve	TOYOTA PRADO GXL 4X4 (CEO Tony.N)(C)	0.00	0.00	0.00	0.00	60,000.00
14746	Transfer From Reserve	TOYOTA HILUX 4X4 SIN CAB UTIL TRAY (PARK-EF)REP196100(C)	0.00	0.00	0.00	0.00	44,017.00
14753	Transfer From Reserve	FLOODRITE 10,000L WATER TANK (CONST) REPL P198111(C)	0.00	0.00	0.00	0.00	40,270.00
14763	Transfer From Reserve	FORD ESCAPE ST LINE 2WD (FLEET COOR) Repl P194126(C)	0.00	0.00	0.00	0.00	34,128.00
14765	Transfer From Reserve	MITSUBISHI PAJERO SPORT 4X4 SUV REP P196110(C)	0.00	0.00	0.00	0.00	39,931.00
14766	Transfer From Reserve	NISSAN X-TRAIL AWD (EVENTS COORD) REP P192024(C)	0.00	0.00	0.00	0.00	36,642.00
14767	Transfer From Reserve	TOYOTA HILUX 4WD DUAL CAB UTILITY (RANGER SER)RepP196102(C)	0.00	0.00	0.00	0.00	53,364.00
14768	Transfer From Reserve	TOYOTA HILUX SR 4X4 DUAL CAB U (G STEWART) REPL P196098(C)	0.00	0.00	0.00	0.00	49,508.00
14770	Transfer From Reserve	VOLVO FE320 6X4 RUBBISH COMPA Repl. P166020(C)	0.00	0.00	0.00	0.00	426,679.00
14773	Transfer From Reserve	KOMATSU GD655-7 MOTOR GRADER (CONSTR.) REPL P103002(C)	0.00	0.00	0.00	0.00	410,800.00
14774	Transfer From Reserve	Busselton Jetty Tourist Park - Replace Stihl FS110 Brushc(O)	0.00	0.00	0.00	0.00	41,083.00
14775	Transfer From Reserve	Plant Purchases (P11) - Minor Plant (Non-Capital)(O)	0.00	0.00	0.00	0.00	36,000.00
14776	Transfer From Reserve	Plant Purchases (P12) - Minor Plant (Non-Capital)(O)	0.00	0.00	0.00	0.00	13,500.00
14805	Transfer From Reserve	TOYOTA RAV4 HYBRID 4X2 SUV (REP P194120)(C)	0.00	0.00	0.00	0.00	35,217.00
14818	Transfer From Reserve	Wheeled 20t excavator Inc. Accessories(C)	0.00	0.00	0.00	0.00	485,000.00
14819	Transfer From Reserve	Posittrak (Cat 299) with Accessories (C)	0.00	0.00	0.00	0.00	250,000.00
14820	Transfer From Reserve	Trailer for Towing Posittrak & Traffic Lights(C)	0.00	0.00	0.00	0.00	40,000.00
14821	Transfer From Reserve	Trailer Traffic Lights x 2 (and Sign Cones)(C)	0.00	0.00	0.00	0.00	45,000.00
14822	Transfer From Reserve	Chainsaw and Polesaw (O)	0.00	0.00	0.00	0.00	2,500.00
14842	Transfer From Reserve	New Horticultural Truck East(C)	0.00	0.00	0.00	0.00	100,540.00
14843	Transfer From Reserve	New Horticultural Truck West(C)	0.00	0.00	0.00	0.00	111,192.00
14844	Transfer From Reserve	New CBD Truck West (C)	0.00	0.00	0.00	0.00	111,280.00
14845	Transfer From Reserve	New Construction Truck(C)	0.00	0.00	0.00	0.00	95,610.00
Plant Replacement Reserve Closing Balance			(3,597,598.47)	(3,557,186.56)	(2,681,646.38)	(3,557,186.56)	(467,085.38)
1052 - Port Geographe Development Reserve (Council)							
10904	Opening Balance 1/7/2022	Other General Purpose Funding(O)	(126,995.64)	(126,995.64)	(126,995.64)	(126,995.64)	(126,995.64)
10904	Interest Earned	Other General Purpose Funding(O)	(3,553.44)	(476.73)	(620.06)	(476.73)	(620.06)
10325	Transfer To Reserve	Port Geographe(O)	(43,866.00)	(43,866.00)	(58,485.00)	(43,866.00)	(58,485.00)
10086	Transfer From Reserve	Pedestrian Bridge (Port Geographe)(O)	0.00	0.00	64,152.00	0.00	64,152.00
10767	Transfer From Reserve	Port Geographe General Improvements/ Foreshore(C)	0.00	0.00	82,285.00	0.00	82,285.00
Port Geographe Development Reserve (Council) Closing Balance			(174,415.08)	(171,338.37)	(39,663.70)	(171,338.37)	(39,663.70)
1053 - Port Geographe Waterways Management Reserve							
10904	Opening Balance 1/7/2022	Other General Purpose Funding(O)	(3,060,602.36)	(3,060,602.36)	(3,060,602.36)	(3,060,602.36)	(3,060,602.36)
10904	Interest Earned	Other General Purpose Funding(O)	(71,786.50)	(52,971.48)	(70,641.10)	(52,971.48)	(70,641.10)
10325	Transfer To Reserve	Port Geographe(O)	(176,058.00)	(176,058.00)	(234,744.00)	(176,058.00)	(234,744.00)
10325	Transfer From Reserve	Port Geographe(O)	0.00	0.00	390,547.00	0.00	390,547.00
Port Geographe Waterways Management Reserve Closing Balance			(3,308,446.86)	(3,289,631.84)	(2,975,440.46)	(3,289,631.84)	(2,975,440.46)
1054 - Professional Development Reserve							
10904	Opening Balance 1/7/2022	Other General Purpose Funding(O)	(156,214.03)	(156,214.03)	(156,214.03)	(156,214.03)	(156,214.03)
10904	Interest Earned	Other General Purpose Funding(O)	(3,476.11)	(2,383.56)	(3,184.31)	(2,383.56)	(3,184.31)
			0.00	0.00	0.00	0.00	0.00
			0.00	0.00	0.00	0.00	0.00
Professional Development Reserve Closing Balance			(159,690.14)	(158,597.59)	(159,398.34)	(158,597.59)	(159,398.34)
1055 - Provenance Landscape Maintenance Reserve (SAR)							
10904	Opening Balance 1/7/2022	Other General Purpose Funding(O)	(1,323,558.59)	(1,323,558.59)	(1,323,558.59)	(1,323,558.59)	(1,323,558.59)
10904	Interest Earned	Other General Purpose Funding(O)	(32,177.19)	(21,676.50)	(28,911.35)	(21,676.50)	(28,911.35)
10966	Transfer To Reserve	Provenance SAR Area General Improvements to the Area(C)	(145,485.00)	(145,485.00)	(193,983.00)	(145,485.00)	(193,983.00)
10966	Transfer From Reserve	Provenance SAR Area General Improvements to the Area(C)	0.00	0.00	20,000.00	0.00	20,000.00
12999	Transfer From Reserve	Provenance SAR Reserve Funding(O)	0.00	0.00	132,251.00	0.00	132,251.00
Provenance Landscape Maintenance Reserve (SAR) Closing Balance			(1,501,220.78)	(1,490,720.09)	(1,394,201.94)	(1,490,720.09)	(1,394,201.94)

City of Busselton Reserve Movements

For Period Ended 31 March 2023

Project Number	Transaction Type	Project Description	YTD Actual	YTD Budget	Budget Original	YTD BudgetA	Budget Amended
1056 - Public Art Reserve							
10904	Opening Balance 1/7/2022	Other General Purpose Funding(O)	(249,544.01)	(46,665.83)	(46,665.83)	(46,665.83)	(46,665.83)
10904	Interest Earned	Other General Purpose Funding(O)	(1,050.02)	(813.24)	(1,090.55)	(813.24)	(1,090.55)
			0.00	0.00	0.00	0.00	0.00
			0.00	0.00	0.00	0.00	0.00
<i>Public Art Reserve Closing Balance</i>			(250,594.03)	(47,479.07)	(47,756.38)	(47,479.07)	(47,756.38)
1057 - Railway House Building Reserve (50%)							
10904	Opening Balance 1/7/2022	Other General Purpose Funding(O)	(63,088.20)	(63,088.20)	(63,088.20)	(63,088.20)	(63,088.20)
10904	Interest Earned	Other General Purpose Funding(O)	(1,715.83)	(1,065.60)	(1,405.22)	(1,065.60)	(1,405.22)
10027	Transfer To Reserve	Asset Management Administration(O)	(17,865.00)	(17,865.00)	(23,814.00)	(17,865.00)	(23,814.00)
10904	Transfer From Reserve	Other General Purpose Funding(O)	0.00	0.00	0.00	0.00	0.00
<i>Railway House Building Reserve (50%) Closing Balance</i>			(82,669.03)	(82,018.80)	(88,307.42)	(82,018.80)	(88,307.42)
1058 - Road Asset Renewal Reserve							
10904	Opening Balance 1/7/2022	Other General Purpose Funding(O)	(1,920,213.12)	(1,920,213.12)	(1,920,213.12)	(1,920,213.12)	(1,920,213.12)
10904	Interest Earned	Other General Purpose Funding(O)	(57,335.90)	(7,347.06)	(9,796.08)	(7,347.06)	(9,796.08)
10027	Transfer To Reserve	Asset Management Administration(O)	(2,580,264.00)	(2,580,264.00)	(3,440,347.00)	(2,580,264.00)	(3,440,347.00)
10256	Transfer From Reserve	Road Maintenance General(O)	175,000.00	0.00	175,000.00	0.00	175,000.00
11193	Transfer From Reserve	Wilyabrup Road Resheet(C)	130,000.00	0.00	130,000.00	0.00	130,000.00
11199	Transfer From Reserve	Bussell Highway(C)	0.00	0.00	443,465.00	0.00	443,465.00
11987	Transfer From Reserve	Caves Road - Median Crossing(C)	0.00	0.00	17,960.00	0.00	17,960.00
11991	Transfer From Reserve	Commonage & Hayes Road Intersection Safety works(C)	0.00	0.00	38,951.00	0.00	38,951.00
11997	Transfer From Reserve	Gifford Road Reconstruction(C)	0.00	0.00	111,053.00	0.00	111,053.00
11999	Transfer From Reserve	Kaloonup Road - Reconstruct and Seal Shoulders(C)	0.00	0.00	25,472.00	0.00	25,472.00
12000	Transfer From Reserve	Kaloonup Road (Stage 1)(C)	0.00	0.00	23,137.00	0.00	23,137.00
12005	Transfer From Reserve	Payne Road(C)	0.00	0.00	190,000.00	0.00	190,000.00
12007	Transfer From Reserve	Rendezvous Road Spray Seals(C)	0.00	0.00	58,218.00	0.00	0.00
12010	Transfer From Reserve	Sugarloaf Road(C)	0.00	0.00	250,502.00	0.00	250,502.00
12012	Transfer From Reserve	Wildwood Road(C)	0.00	0.00	0.00	0.00	180,000.00
12333	Transfer From Reserve	Townscape Works Dunsborough(C)	0.00	0.00	0.00	0.00	351,169.00
12611	Transfer From Reserve	North Jindong Road(C)	0.00	0.00	0.00	0.00	270,000.00
12824	Transfer From Reserve	Acton Park Road(C)	908,000.00	0.00	908,000.00	0.00	908,000.00
12825	Transfer From Reserve	Farquar Road Resheet(C)	0.00	0.00	75,000.00	0.00	75,000.00
12826	Transfer From Reserve	Glendon Road Resheet(C)	0.00	0.00	29,347.00	0.00	29,347.00
12828	Transfer From Reserve	Rural road open drain maintenance - Reserve Funded(O)	0.00	0.00	100,000.00	0.00	100,000.00
12829	Transfer From Reserve	Rural Verge Maintenance - Reserve Funded(O)	0.00	0.00	150,000.00	0.00	150,000.00
12830	Transfer From Reserve	Urban Tree Management - Reserve Funded(O)	0.00	0.00	70,000.00	0.00	70,000.00
12831	Transfer From Reserve	Princefield Road - Reserve Funded(O)	0.00	0.00	40,000.00	0.00	40,000.00
12832	Transfer From Reserve	Urban Drainage - Reserve Funded(O)	0.00	0.00	40,000.00	0.00	40,000.00
12833	Transfer From Reserve	Prewinter stormwater drainage maintenance - Reserve Funded(O)	0.00	0.00	70,000.00	0.00	70,000.00
12834	Transfer From Reserve	Urban Compensation Basin Maintenance - Reserve Funded(O)	0.00	0.00	30,000.00	0.00	30,000.00
12835	Transfer From Reserve	Ludlow-Hithergreen Road(C)	0.00	0.00	110,000.00	0.00	110,000.00
12837	Transfer From Reserve	Pre-emptive Design Works (C)	0.00	0.00	50,000.00	0.00	50,000.00
12838	Transfer From Reserve	Queen Elizabeth Avenue(C)	0.00	0.00	230,000.00	0.00	230,000.00
12839	Transfer From Reserve	Seista Park Road(C)	0.00	0.00	198,000.00	0.00	0.00
12840	Transfer From Reserve	Sheens Road Apron(C)	0.00	0.00	8,000.00	0.00	8,000.00
12841	Transfer From Reserve	Strelley Street (C)	0.00	0.00	60,000.00	0.00	60,000.00
12842	Transfer From Reserve	Nuttman Road (C)	0.00	0.00	55,235.00	0.00	55,235.00
12851	Transfer From Reserve	Bussell Highway(C)	0.00	0.00	150,000.00	0.00	150,000.00
14817	Transfer From Reserve	Road Access Seal - Busselton Animal care facility(C)	0.00	0.00	0.00	0.00	50,000.00
<i>Road Asset Renewal Reserve Closing Balance</i>			(3,344,813.02)	(4,507,824.18)	(1,533,016.20)	(4,507,824.18)	(938,065.20)
1059 - Sick Pay Incentive Reserve							
10904	Opening Balance 1/7/2022	Other General Purpose Funding(O)	(79,476.54)	(79,476.54)	(79,476.54)	(79,476.54)	(79,476.54)
10904	Interest Earned	Other General Purpose Funding(O)	(1,753.59)	(560.88)	(738.49)	(560.88)	(738.49)
			0.00	0.00	0.00	0.00	0.00
10810	Transfer From Reserve	Human Resources & Payroll(O)	0.00	0.00	15,000.00	0.00	15,000.00
<i>Sick Pay Incentive Reserve Closing Balance</i>			(81,230.13)	(80,037.42)	(65,215.03)	(80,037.42)	(65,215.03)
1060 - Strategic Projects Reserve							
10904	Opening Balance 1/7/2022	Other General Purpose Funding(O)	(2,909,577.74)	(2,909,577.74)	(2,909,577.74)	(2,909,577.74)	(2,909,577.74)
10904	Interest Earned	Other General Purpose Funding(O)	(65,786.04)	(50,896.35)	(67,892.96)	(50,896.35)	(67,892.96)
10830	Transfer To Reserve	Members of Council(O)	(18,747.00)	(18,747.00)	(25,000.00)	(18,747.00)	(25,000.00)
12847	Transfer From Reserve	Purchase Sues Road(C)	0.00	0.00	500,000.00	0.00	500,000.00
<i>Strategic Projects Reserve Closing Balance</i>			(2,994,110.78)	(2,979,221.09)	(2,502,470.70)	(2,979,221.09)	(2,502,470.70)
1061 - Vasse Newtown Landscape Maintenance Reserve (SAR)							
10904	Opening Balance 1/7/2022	Other General Purpose Funding(O)	(668,099.07)	(668,099.07)	(668,099.07)	(668,099.07)	(668,099.07)
10904	Interest Earned	Other General Purpose Funding(O)	(17,295.44)	(11,357.01)	(15,139.57)	(11,357.01)	(15,139.57)
10969	Transfer To Reserve	Vasse SAR Area General Improvements to the Area(C)	(143,082.00)	(143,082.00)	(190,775.00)	(143,082.00)	(190,775.00)
10969	Transfer From Reserve	Vasse SAR Area General Improvements to the Area(C)	0.00	0.00	150,000.00	0.00	150,000.00
12822	Transfer From Reserve	Vasse SAR Area General Improvements to the Area - Tree Re(O)	0.00	0.00	50,000.00	0.00	50,000.00
13000	Transfer From Reserve	Vasse SAR Reserve Funding(O)	0.00	0.00	140,536.00	0.00	140,536.00
<i>Vasse Newtown Landscape Maintenance Reserve (SAR) Closing Balance</i>			(828,476.51)	(822,538.08)	(533,477.64)	(822,538.08)	(533,477.64)
1062 - Vasse Sports Pavilion Building Reserve							
10904	Opening Balance 1/7/2022	Other General Purpose Funding(O)	(1,684.98)	(1,684.98)	(1,684.98)	(1,684.98)	(1,684.98)
10904	Interest Earned	Other General Purpose Funding(O)	(45.97)	(28.08)	(40.55)	(28.08)	(40.55)
10027	Transfer To Reserve	Asset Management Administration(O)	(486.00)	(486.00)	(649.00)	(486.00)	(649.00)
			0.00	0.00	0.00	0.00	0.00
<i>Vasse Sports Pavilion Building Reserve Closing Balance</i>			(2,216.95)	(2,199.06)	(2,374.53)	(2,199.06)	(2,374.53)

City of Busselton Reserve Movements

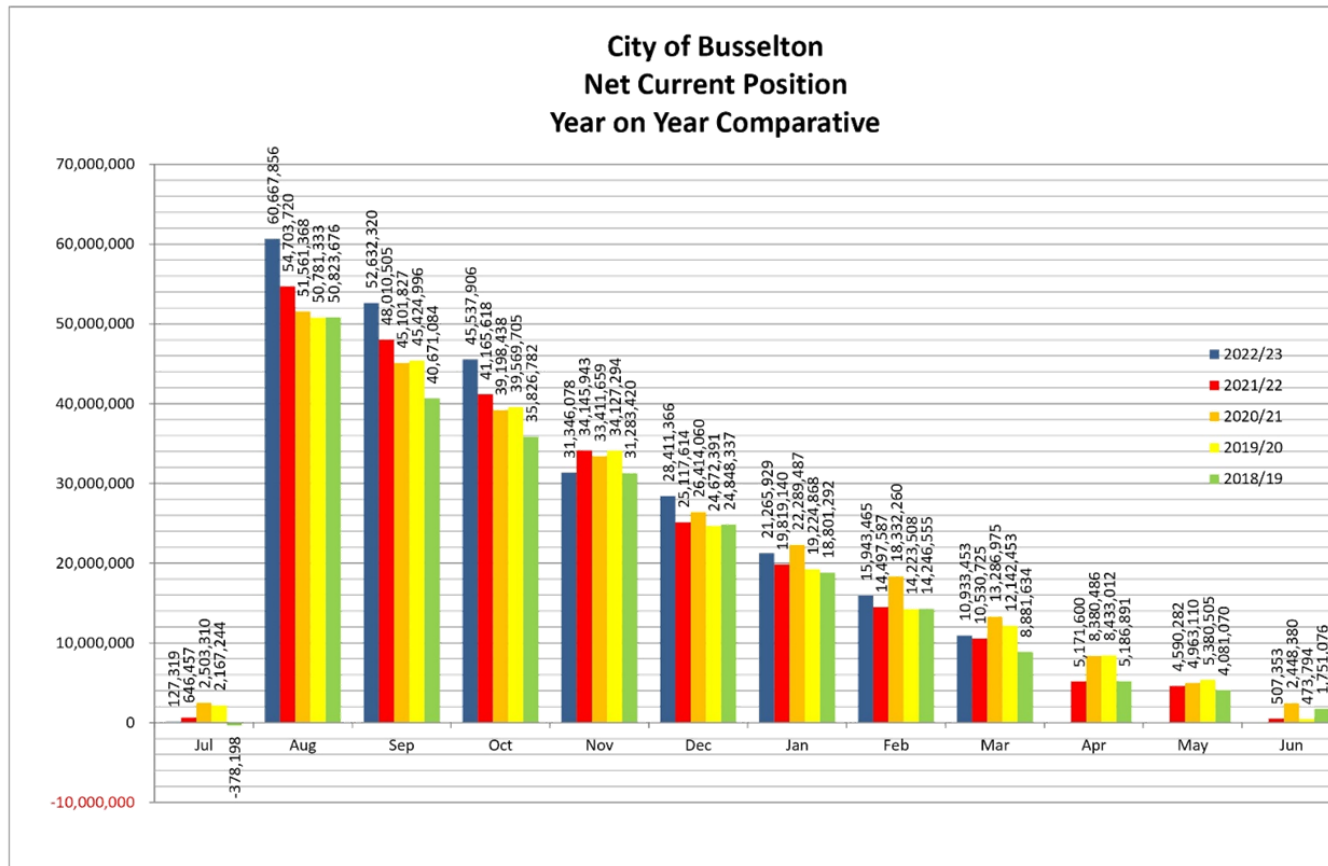
For Period Ended 31 March 2023

Project Number	Transaction Type	Project Description	YTD Actual	YTD Budget	Budget Original	YTD BudgetA	Budget Amended
1063 - Waste Facilities and Plant Reserve							
10904	Opening Balance 1/7/2022	Other General Purpose Funding(O)	(8,287,152.23)	(8,287,152.23)	(8,287,152.23)	(8,287,152.23)	(8,287,152.23)
10904	Interest Earned	Other General Purpose Funding(O)	(186,249.76)	(114,355.53)	(152,486.50)	(114,355.53)	(152,486.50)
12225	Transfer To Reserve	Sanitation Waste Services Administration(O)	0.00	0.00	0.00	0.00	0.00
12412	Transfer To Reserve	Domestic & Commercial Waste Collection(O)	0.00	0.00	(2,032,658.00)	0.00	(2,032,658.00)
10688	Transfer From Reserve	Depot Washdown Facility Upgrades(C)	0.00	0.00	76,700.00	0.00	76,700.00
11130	Transfer From Reserve	Regional Waste Management Administration(O)	0.00	0.00	106,780.00	0.00	106,780.00
12225	Transfer From Reserve	Waste and Fleet Services Admin PWOH(O)	0.00	0.00	0.00	0.00	10,000.00
12420	Transfer From Reserve	Vidlar Road Waste Site Capital Improvements(C)	0.00	0.00	28,955.00	0.00	28,955.00
12421	Transfer From Reserve	City Lined Landfill Stage 2 - Preliminary Works(C)	0.00	0.00	1,950,000.00	0.00	1,950,000.00
12425	Transfer From Reserve	Busselton Landfill Post-closure Capping, Rehab & Remediat(C)	0.00	0.00	2,000,000.00	0.00	2,000,000.00
12427	Transfer From Reserve	Dunsborough Waste Facility(O)	0.00	0.00	284,914.00	0.00	284,914.00
12428	Transfer From Reserve	Transfer Station Development(C)	0.00	0.00	158,375.00	0.00	400,000.00
12843	Transfer From Reserve	SW Regional Waste Group Funding - Regional Waste Hub Deve(O)	0.00	0.00	50,000.00	0.00	50,000.00
12844	Transfer From Reserve	Dunsborough Landfill - Washdown Bay(C)	0.00	0.00	150,000.00	0.00	150,000.00
12911	Transfer From Reserve	Waste Management - Replacement of Volvo FE320 6x4 Dual Co(C)	0.00	0.00	440,000.00	0.00	440,000.00
12912	Transfer From Reserve	Waste Management - Plant Replacement Grab bucket and atla(C)	0.00	0.00	30,000.00	0.00	30,000.00
12913	Transfer From Reserve	Waste Management - Plant Replacement Trailer for bin clea(C)	0.00	0.00	20,000.00	0.00	20,000.00
12914	Transfer From Reserve	Waste Management - Plant Replacement Minor (Capital)(C)	0.00	0.00	10,000.00	0.00	10,000.00
12915	Transfer From Reserve	Waste Management - Plant Replacement Minor (Non Capital)(C)	0.00	0.00	10,000.00	0.00	0.00
14823	Transfer From Reserve	Bin Truck Replacement (Side Arm)(C)	0.00	0.00	0.00	0.00	440,000.00
Waste Facilities and Plant Reserve Closing Balance			(8,473,401.99)	(8,401,507.76)	(5,156,572.73)	(8,401,507.76)	(4,474,947.73)
1064 - Winderup Aged Housing Reserve (City Controlled)							
10904	Opening Balance 1/7/2022	Other General Purpose Funding(O)	(356,903.58)	(356,903.58)	(356,903.58)	(356,903.58)	(356,903.58)
10904	Interest Earned	Other General Purpose Funding(O)	(8,826.84)	(4,626.90)	(6,153.63)	(4,626.90)	(6,153.63)
10027	Transfer To Reserve	Asset Management Administration(O)	(47,169.00)	(47,169.00)	(62,889.00)	(47,169.00)	(62,889.00)
12234	Transfer From Reserve	Aged Housing Capital Improvements - Winderup Court (City)(C)	0.00	0.00	49,000.00	0.00	49,000.00
Winderup Aged Housing Reserve (City Controlled) Closing Balance			(412,899.42)	(408,699.48)	(376,946.21)	(408,699.48)	(376,946.21)
1065 - Workers Compensation and Extended Sick Leave							
10904	Opening Balance 1/7/2022	Other General Purpose Funding(O)	(194,219.32)	(194,219.32)	(194,219.32)	(194,219.32)	(194,219.32)
10904	Interest Earned	Other General Purpose Funding(O)	(4,338.13)	(3,393.09)	(4,530.35)	(3,393.09)	(4,530.35)
			0.00	0.00	0.00	0.00	0.00
10810	Transfer From Reserve	Human Resources & Payroll(O)	0.00	0.00	193,000.00	0.00	193,000.00
Workers Compensation and Extended Sick Leave Closing Balance			(198,557.45)	(197,612.41)	(5,749.67)	(197,612.41)	(5,749.67)
1066 - Youth and Community Activities Building Reserve							
10904	Opening Balance 1/7/2022	Other General Purpose Funding(O)	(158,157.72)	(158,157.72)	(158,157.72)	(158,157.72)	(158,157.72)
10904	Interest Earned	Other General Purpose Funding(O)	(4,203.70)	(2,495.70)	(3,315.14)	(2,495.70)	(3,315.14)
10027	Transfer To Reserve	Asset Management Administration(O)	(38,970.00)	(38,970.00)	(51,957.00)	(38,970.00)	(51,957.00)
			0.00	0.00	0.00	0.00	0.00
Youth and Community Activities Building Reserve Closing Balance			(201,331.42)	(199,623.42)	(213,429.86)	(199,623.42)	(213,429.86)
1067 - Prepaid Grants and Deferred Works & Services Reserves							
10904	Opening Balance 1/7/2022	Other General Purpose Funding(O)	(1,979,511.24)	(1,979,511.24)	(1,979,511.24)	(1,979,511.24)	(1,979,511.24)
10904	Interest Earned	Other General Purpose Funding(O)	1,690.69	0.00	0.00	0.00	0.00
			0.00	0.00	0.00	0.00	0.00
10904	Transfer From Reserve	Other General Purpose Funding(O)	1,977,034.36	0.00	1,979,511.00	0.00	1,979,511.00
Prepaid Grants and Deferred Works & Services Reserves Closing Balance			(786.19)	(1,979,511.24)	(0.24)	(1,979,511.24)	(0.24)
1068 - Airport Development Reserve							
			0.00	0.00	0.00	0.00	0.00
10904	Interest Earned	Other General Purpose Funding(O)	0.00	0.00	0.00	0.00	0.00
			0.00	0.00	0.00	0.00	0.00
			0.00	0.00	0.00	0.00	0.00
Airport Development Reserve Closing Balance			0.00	0.00	0.00	0.00	0.00
1069 - Airport Infrastructure Renewal and Replacement Reserve							
10904	Opening Balance 1/7/2022	Other General Purpose Funding(O)	(1,259,814.66)	(1,259,814.66)	(1,259,814.66)	(1,259,814.66)	(1,259,814.66)
10904	Interest Earned	Other General Purpose Funding(O)	(28,069.32)	(18,227.34)	(24,293.77)	(18,227.34)	(24,293.77)
10594	Transfer To Reserve	Airport Operations(O)	0.00	0.00	(642,013.00)	0.00	(642,013.00)
10583	Transfer From Reserve	Airport Construction Stage 2, Airfield(C)	0.00	0.00	0.00	0.00	60,768.00
10585	Transfer From Reserve	BMRA Hangars(C)	0.00	0.00	182,891.00	0.00	182,891.00
10594	Transfer From Reserve	Airport Operations(O)	0.00	0.00	0.00	0.00	2,100.00
12930	Transfer From Reserve	Airport Operations - Replacement Ute - Airport Operations(C)	0.00	0.00	35,000.00	0.00	35,000.00
12931	Transfer From Reserve	Airport Operations - Replacement Deutz/able 75KVA Generat(C)	0.00	0.00	19,000.00	0.00	0.00
12932	Transfer From Reserve	Airport Operations - Replacement Toro Groundmaster 7200 M(C)	0.00	0.00	22,000.00	0.00	22,000.00
12933	Transfer From Reserve	Airport Operations - Replacement Stihl FS94R CE Brushcut(C)	0.00	0.00	600.00	0.00	0.00
12934	Transfer From Reserve	Airport Operations - Replacement Bar Petrol 3000PSI Press(C)	0.00	0.00	1,150.00	0.00	0.00
12935	Transfer From Reserve	Airport Operations - Replacement Blower(C)	0.00	0.00	350.00	0.00	0.00
14830	Transfer From Reserve	Airport Capital Furniture&Equipment(C)	0.00	0.00	0.00	0.00	36,805.00
14836	Transfer From Reserve	RFDS relocation(C)	0.00	0.00	0.00	0.00	177,515.00
14838	Transfer From Reserve	BMRAP - Apron Lighting(C)	0.00	0.00	0.00	0.00	65,000.00
14839	Transfer From Reserve	BMRAP - Apron CCTV(C)	0.00	0.00	0.00	0.00	50,000.00
Airport Infrastructure Renewal and Replacement Reserve Closing Balance			(1,287,883.98)	(1,278,042.00)	(1,665,130.43)	(1,278,042.00)	(1,294,042.43)
1070 - Airport Noise Mitigation Reserve							
10904	Opening Balance 1/7/2022	Other General Purpose Funding(O)	(683,693.59)	(683,693.59)	(683,693.59)	(683,693.59)	(683,693.59)
10904	Interest Earned	Other General Purpose Funding(O)	(15,364.23)	(7,627.41)	(10,185.46)	(7,627.41)	(10,185.46)
			0.00	0.00	0.00	0.00	0.00
10586	Transfer From Reserve	Airport Development Operations(O)	0.00	0.00	98,238.00	0.00	98,238.00
Airport Noise Mitigation Reserve Closing Balance			(699,057.82)	(691,321.00)	(595,641.05)	(691,321.00)	(595,641.05)
1071 - LED Street Lighting Replacement Program Reserve							
10904	Opening Balance 1/7/2022	Other General Purpose Funding(O)	(38,098.35)	(38,098.35)	(38,098.35)	(38,098.35)	(38,098.35)
10904	Interest Earned	Other General Purpose Funding(O)	(1,464.25)	0.00	(3.12)	0.00	(3.12)
10254	Transfer To Reserve	Street Lighting Installations(O)	(37,503.00)	(37,503.00)	(50,000.00)	(37,503.00)	(50,000.00)
10251	Transfer From Reserve	LED Street Light Replacement Program(O)	0.00	0.00	87,866.00	0.00	87,866.00
LED Street Lighting Replacement Program Reserve Closing Balance			(77,065.60)	(75,601.35)	(235.47)	(75,601.35)	(235.47)

City of Busselton Reserve Movements

For Period Ended 31 March 2023

Project Number	Transaction Type	Project Description	YTD Actual	YTD Budget	Budget Original	YTD BudgetA	Budget Amended
1072 - Lou Weston Oval Pavilion Reserve							
10904	Interest Earned	Other General Purpose Funding(O)	0.00	0.00	0.00	0.00	0.00
10027	Transfer To Reserve	Asset Management Administration(O)	(153.43)	0.00	0.00	0.00	0.00
			(9,324.00)	(9,324.00)	(12,431.00)	(9,324.00)	(12,431.00)
			0.00	0.00	0.00	0.00	0.00
<i>Lou Weston Oval Pavilion Reserve Closing Balance</i>			(9,477.43)	(9,324.00)	(12,431.00)	(9,324.00)	(12,431.00)
1073 - Waterways Restoration Reserve							
10904	Opening Balance 1/7/2022	Other General Purpose Funding(O)	(10.00)	(10.00)	(10.00)	(10.00)	(10.00)
10904	Interest Earned	Other General Purpose Funding(O)	(6,793.92)	0.00	0.00	0.00	0.00
10711	Transfer To Reserve	Environmental Management Administration(O)	(412,841.25)	(412,841.25)	(550,455.00)	(412,841.25)	(550,455.00)
12848	Transfer From Reserve	Vasse River - Ongoing Restoration of River Habitat(O)	0.00	0.00	550,455.00	0.00	550,455.00
<i>Waterways Restoration Reserve Closing Balance</i>			(419,645.17)	(412,851.25)	(10.00)	(412,851.25)	(10.00)
1078 - Post Office Tea Rooms Reserve							
			0.00	0.00	0.00	0.00	0.00
			0.00	0.00	0.00	0.00	0.00
10020	Transfer To Reserve	Art Geo Administration(O)	0.00	0.00	(121,028.00)	0.00	(121,028.00)
10020	Transfer From Reserve	Art Geo Administration(O)	0.00	0.00	60,514.00	0.00	60,514.00
10033	Transfer From Reserve	Art Geo Building(O)	0.00	0.00	60,514.00	0.00	60,514.00
12472	Transfer From Reserve	ArtGeo Building(C)	0.00	0.00	0.00	0.00	0.00
<i>Post Office Tea Rooms Reserve Closing Balance</i>			0.00	0.00	0.00	0.00	0.00
1079 - Peel Tce/Causeway Rd Building Reserve							
			0.00	0.00	0.00	0.00	0.00
			0.00	0.00	0.00	0.00	0.00
10441	Transfer To Reserve	Peel Tce Building & Surrounds(O)	0.00	0.00	(23,429.00)	0.00	(23,429.00)
			0.00	0.00	0.00	0.00	0.00
<i>Peel Tce/Causeway Rd Building Reserve Closing Balance</i>			0.00	0.00	(23,429.00)	0.00	(23,429.00)
Grand Total			(82,124,324.93)	(85,232,757.17)	(59,608,589.86)	(85,332,141.17)	(55,878,451.86)
Opening Balance 1/7/2022			(71,183,341.29)	(71,017,796.00)	(71,017,796.00)	(71,017,796.00)	(71,017,796.00)
Interest Earned			(1,870,408.58)	(937,474.20)	(1,249,999.90)	(937,474.20)	(1,249,999.90)
Transfer To Reserve			(13,260,609.42)	(13,336,209.72)	(23,227,257.96)	(13,336,209.72)	(23,496,493.91)
Transfer From Reserve			4,190,034.36	58,722.75	35,886,464.00	(40,661.25)	39,885,837.95
Grand Total			(82,124,324.93)	(85,232,757.17)	(59,608,589.86)	(85,332,141.17)	(55,878,451.86)



7. NEXT MEETING DATE

8. CLOSURE