



Finance Committee

# Minutes

**CONFIRMED**

Wednesday 19 July 2023



## ***Our Vision***

**Where environment, lifestyle and opportunity meet!**

## ***Community Aspirations***



### **KEY THEME 1**

#### **Environment**

An environment that is valued, conserved and enjoyed by current and future generations.



### **KEY THEME 2**

#### **Lifestyle**

A place that is relaxed, safe and friendly, with services and facilities that support positive lifestyles and wellbeing.



### **KEY THEME 3**

#### **Opportunity**

A vibrant City with diverse opportunities and a prosperous economy.



### **KEY THEME 4**

#### **Leadership**

A Council that connects with the community and is accountable in its decision making.

## MINUTES

Minutes of a meeting of the Finance Committee held in the Council Chambers, Administration Building, Southern Drive, Busselton, on Wednesday 19 July 2023 at 1:30 pm.

### TABLE OF CONTENTS

<b>1 OFFICIAL OPENING.....</b>	<b>4</b>
<b>2 ATTENDANCE.....</b>	<b>4</b>
<b>3 DISCLOSURES OF INTEREST .....</b>	<b>5</b>
<b>4 PUBLIC QUESTION TIME.....</b>	<b>5</b>
4.1 RESPONSES TO PREVIOUS QUESTIONS TAKEN ON NOTICE.....	5
4.2 QUESTION TIME FOR PUBLIC.....	5
<b>5 CONFIRMATION AND RECEIPT OF MINUTES.....</b>	<b>6</b>
5.1 FINANCE COMMITTEE 7 JUNE 2023 .....	6
<b>6 REPORTS.....</b>	<b>7</b>
6.1 LIST OF PAYMENTS MADE - MAY 2023.....	7
6.2 FINANCIAL ACTIVITY STATEMENTS - YEAR TO DATE 31 MAY 2023 .....	22
<b>7 CONFIDENTIAL MATTERS .....</b>	<b>68</b>
<b>8 NEXT MEETING DATE .....</b>	<b>69</b>
<b>9 CLOSURE .....</b>	<b>69</b>

## 1 OFFICIAL OPENING

The meeting opened at 1:31pm.

Cr Ryan foreshadowed that she would be unable to chair the meeting. Cr Richards nominated Cr Henley to preside.

There were no other nominations, the motion was put and carried.

### **COMMITTEE DECISION**

**F2307/31** Moved Cr Jodie Richards, seconded Cr Grant Henley

**That Cr Henley assume the role of Chair for the duration of the meeting.**

**CARRIED 5 / 0**

Cr Henley assumed the chair.

The Presiding Member welcomed Councillors, staff, guests and members of the public to the Finance Committee meeting of 19 July 2023.

The Presiding Member acknowledged the Wadandi and Bibbulmun people as the traditional custodians of this region and paid respects to Elders past and present.

The Presiding Member noted the meeting was being recorded for minutes taking purposes.

## 2 ATTENDANCE

<b>PRESIDING MEMBER</b>	<b>MEMBERS</b>
Cr Grant Henley	Cr Anne Ryan ( <i>via remote attendance</i> )
	Cr Ross Paine (Deputy)
	Cr Jodie Richards (Deputy)
	Cr Phill Cronin (Deputy)

<b>OFFICERS</b>	
Mr Tony Nottle	Chief Executive Officer ( <i>from 1:33pm</i> )
Ms Sarah Pierson	Acting Director, Finance and Corporate Services
Mr Paul Sheridan	Manager Financial Services
Ms Jo Barrett-Lennard	Governance Officer

<b>APOLOGIES</b>
Cr Paul Carter
Cr Sue Riccelli
Cr Mikayla Love

<b>PUBLIC</b>
Nil

### **3 DISCLOSURES OF INTEREST**

#### **DISCLOSURES OF FINANCIAL INTEREST**

Nil

#### **DISCLOSURES OF IMPARTIALITY INTEREST**

Nil

### **4 PUBLIC QUESTION TIME**

#### **4.1 RESPONSES TO PREVIOUS QUESTIONS TAKEN ON NOTICE**

Nil

#### **4.2 QUESTION TIME FOR PUBLIC**

Nil

1:33pm: At this time, Mr Tony Nottle entered the meeting.

## **5 CONFIRMATION AND RECEIPT OF MINUTES**

### **5.1 Finance Committee 7 June 2023**

#### **COMMITTEE DECISION**

**F2307/029** Moved Cr Anne Ryan, seconded Cr Grant Henley

**That the Minutes of the Finance Committee 7 June 2023 be confirmed as a true and correct record.**

**CARRIED 5 / 0**

**6 REPORTS**

**6.1 LIST OF PAYMENTS MADE - MAY 2023**

<b>Strategic Theme:</b>	Key Theme 4: Leadership 4.2 Deliver governance systems that facilitate open, ethical and transparent decision making. 4.5 Responsibly manage ratepayer funds to provide for community needs now and in the future.
<b>Directorate:</b>	Finance and Corporate Services
<b>Reporting Officer:</b>	Manager Financial Services - Paul Sheridan
<b>Authorised By:</b>	Acting Director Finance and Corporate Services - Sarah Pierson
<b>Nature of Decision:</b>	Noting: The item is simply for information purposes and noting.
<b>Voting Requirements:</b>	Simple Majority
<b>Disclosures of Interest:</b>	No officers preparing this item have an interest to declare.
<b>Attachments:</b>	1. List of Payments made - May 2023 [6.1.1 - 12 pages]

**COMMITTEE RECOMMENDATION**

**F2307/030** Moved Cr Phill Cronin, seconded Cr Anne Ryan

That the Council notes payment of voucher numbers for the month of May 2023 as follows:

<b>CHEQUE PAYMENTS</b>	<b>119656 - 119692</b>	<b>120,535.34</b>
<b>ELECTRONIC FUNDS TRANSFER PAYMENTS</b>	<b>95087 - 95398 and 95401 - 95919</b>	<b>8,607,162.91</b>
<b>TRUST ACCOUNT PAYMENTS</b>	<b>EFT# 95399 - 95400</b>	<b>5,503.74</b>
<b>PAYROLL PAYMENTS</b>	<b>01.05.23 - 31.05.23</b>	<b>2,570,825.09</b>
<b>INTERNAL PAYMENT VOUCHERS</b>	<b>DD# 5281 - 5313</b>	<b>209,412.91</b>
<b>TOTAL PAYMENTS</b>		<b>11,513,439.99</b>

**CARRIED 5 / 0**

**OFFICER RECOMMENDATION**

That the Council notes payment of voucher numbers for the month of May 2023 as follows:

CHEQUE PAYMENTS	119656 - 119692	120,535.34
ELECTRONIC FUNDS TRANSFER PAYMENTS	95087 - 95398 and 95401 - 95919	8,607,162.91
TRUST ACCOUNT PAYMENTS	EFT# 95399 - 95400	5,503.74
PAYROLL PAYMENTS	01.05.23 - 31.05.23	2,570,825.09
INTERNAL PAYMENT VOUCHERS	DD# 5281 - 5313	209,412.91
TOTAL PAYMENTS		11,513,439.99

## **EXECUTIVE SUMMARY**

This report provides details of payments made from the City's bank accounts for the month of May 2023 for noting by the Council and recording in the Council Minutes.

## **STRATEGIC CONTEXT**

Provision of the list of payments, while a statutory requirement, also supports open and accountable governance.

## **BACKGROUND**

The *Local Government (Financial Management) Regulations 1996* (the Regulations) requires that, when the Council has delegated authority to the CEO to make payments from the City's bank accounts, a list of payments made is prepared each month for presentation to, and noting by, the Council.

## **OFFICER COMMENT**

In accordance with regular custom, the list of payments made for the month of May 2023 is presented for information.

### **Statutory Environment**

Section 6.10 of the *Local Government Act 1995* and more specifically Regulation 13 of the Regulations refer to the requirement for a listing of payments made each month to be presented to the Council.

### **Relevant Plans and Policies**

Not applicable.

### **Financial Implications**

Not applicable.

### **External Stakeholder Consultation**

Not applicable.

### **Risk Assessment**

An assessment of the potential implications of implementing the officer recommendation has been undertaken using the City's risk management framework, with risks assessed taking into account any controls already in place. No risks of a medium or greater level have been identified.

### **Options**

Not applicable.



**CONCLUSION**

The list of payments made for the month of May 2023 is presented for information.

**TIMELINE FOR IMPLEMENTATION OF OFFICER RECOMMENDATION**

Not applicable.



LISTING OF PAYMENTS MADE  
UNDER DELEGATED AUTHORITY  
FOR THE MONTH OF MAY 2023

CHEQUE PAYMENTS	119656 - 119692	120,535.34
ELECTRONIC FUNDS TRANSFER PAYMENTS	95087 - 95398 and 95401 - 95919	8,607,162.91
TRUST ACCOUNT PAYMENTS	EFT# 95399 - 95400	5,503.74
PAYROLL PAYMENTS	01.05.23 - 31.05.23	2,570,825.09
INTERNAL PAYMENT VOUCHERS	DD# 5281 - 5313	209,412.91
		<b>11,513,439.99</b>

CHEQUE PAYMENTS MAY 2023				
DATE	REF #	NAME	DESCRIPTION	AMOUNT \$
11/05/2023	119672	ANN LOUISE & ARTHUR ROSS GOBBY	REFUND OF RATE OVERPAYMENT	100.00
3/05/2023	119662	ARTGEO PETTY CASH	PETTY CASH REIMBURSEMENT	140.20
25/05/2023	119685	ARTGEO PETTY CASH	PETTY CASH REIMBURSEMENT	38.75
30/05/2023	119692	AUSTRALIAN INSTITUTE OF BUILDING SURVEYORS	TRAINING SERVICES	2,815.00
25/05/2023	119687	BUSSELTON PUBLIC LIBRARY - PETTY CASH	PETTY CASH REIMBURSEMENT	181.85
3/05/2023	119663	CALLOWS CORNER NEWS	NEWSAGENCY / STATIONERY SUPPLIES	6,589.70
3/05/2023	119658	CALLOWS CORNER NEWSAGENCY	STAFF SOCIAL CLUB - LOTTO	314.53
11/05/2023	119669	CITY OF BUSSELTON - PETTY CASH	PETTY CASH REIMBURSEMENT	290.35
3/05/2023	119668	COMMISSIONER OF STATE REVENUE	REFUND OF RATE OVERPAYMENT	29.51
11/05/2023	119680	DENISE ANN & KEITH GEORGE MULLINS	REFUND OF RATE OVERPAYMENT	750.00
3/05/2023	119661	DEPARTMENT OF TRANSPORT	PLANT REGISTRATION	327.00
11/05/2023	119670	DEPARTMENT OF TRANSPORT	PLANT REGISTRATION	327.00
3/05/2023	119665	DOUGAL HUGHES & SUSAN JONES	CROSSOVER SUBSIDY PAYMENT	631.20
25/05/2023	119686	DUNSBOROUGH PUBLIC LIBRARY - PETTY CASH	PETTY CASH REIMBURSEMENT	89.00
3/05/2023	119664	FRED ROSE EXCAVATOR HIRE	EARTHMOVING - WASTE FACILITY & ROADWORKS	17,028.00
25/05/2023	119684	GEOGRAPHE LEISURE CENTRE - PETTY CASH	PETTY CASH REIMBURSEMENT	267.25
25/05/2023	119688	GRAHAM KEVIN THOMPSON	REFUND OF RATE OVERPAYMENT	100.00
11/05/2023	119677	HELEN JEAN TRENKA	REFUND OF RATE OVERPAYMENT	749.92
11/05/2023	119681	IAN GRANT FREEMAN	REFUND OF RATE OVERPAYMENT	750.00
25/05/2023	119690	JANET DOWNS & DANIEL MCKENNA	REFUND OF RATE OVERPAYMENT	814.19
11/05/2023	119676	JANICE MARIORY SULLIVAN	REFUND OF RATE OVERPAYMENT	750.00
3/05/2023	119666	JOHN & TANYA FORD	CROSSOVER SUBSIDY PAYMENT	215.30
11/05/2023	119673	JOHN HUGHES	REFUND OF RATE OVERPAYMENT	730.00
3/05/2023	119656	LANDGATE CUSTOMER ACCOUNT	LANDGATE LEASE REGISTRATION	187.60
3/05/2023	119657	LOGIUDICE PROPERTY GROUP	REFUND FOR RETIC REPAIRS	115.00
11/05/2023	119675	MARCELLA IRENE GAYNE SPOLDING	REFUND OF RATE OVERPAYMENT	750.00
11/05/2023	119679	MARGARET MARY O'SULLIVAN	REFUND OF RATE OVERPAYMENT	750.00
11/05/2023	119678	NORMAN LESLIE WILHELM	REFUND OF RATE OVERPAYMENT	750.00
11/05/2023	119674	PATRICIA FAY & COLIN CHARLES BOCK	REFUND OF RATE OVERPAYMENT	101.32
11/05/2023	119671	RAYMOND JOHN & ALISON ANNE REICHARD	REFUND OF RATE OVERPAYMENT	730.00
25/05/2023	119689	SHARON LYNETTE WHITE	REFUND OF RATE OVERPAYMENT	750.00
3/05/2023	119660	VOIDED	VOIDED	-
18/05/2023	119682	VOIDED	VOIDED	-
3/05/2023	119667	WARREN & CAROLYN PARRANT	CROSSOVER SUBSIDY PAYMENT	330.60
3/05/2023	119659	WATER CORPORATION	WATER SERVICES	40,571.23
18/05/2023	119683	WATER CORPORATION	WATER SERVICES	41,425.01
30/05/2023	119691	WATER CORPORATION	WATER SERVICES	45.83
				<b>120,535.34</b>


EFT PAYMENTS MAY 2023				
DATE	REF #	NAME	DESCRIPTION	AMOUNT \$
17/05/2023	95552	360 ENVIRONMENTAL	ENVIRONMENTAL CONSULTANCY	8,629.50
17/05/2023	95617	A SINGLE LEAF SOUTH WEST	ECO EDUCATION SERVICES	3,735.00
17/05/2023	95462	ACTION KERBING	KERBING SERVICES	3,930.00
3/05/2023	95336	ACTIV FOUNDATION INC	MAINTENANCE SERVICES	10,130.45
17/05/2023	95651	ACTIV FOUNDATION INC	MAINTENANCE SERVICES	35,576.20
17/05/2023	95532	ACUMENTIS SOUTH WEST (WA)	PROPERTY VALUATIONS	1,100.00
17/05/2023	95416	ACURIX NETWORKS	INTERNET WIFI ACCESS	3,996.65
17/05/2023	95503	ADVAM PTY LTD	AIRPORT CARPARK CREDIT CARD TRANSACTIONS	638.66
3/05/2023	95176	ADVANCED DRIVEWAY SEALING	MAINTENANCE SERVICES	549.00
17/05/2023	95485	ADVANCED DRIVEWAY SEALING	MAINTENANCE SERVICES	1,771.00
31/05/2023	95777	ADVANCED DRIVEWAY SEALING	MAINTENANCE SERVICES	4,282.30
17/05/2023	95496	AERODROME MANAGEMENT SERVICES	AIR SERVICES	38,546.97
17/05/2023	95527	AFGRI EQUIPMENT	MACHINERY EQUIPMENT PARTS AND SERVICE	3,125.09
17/05/2023	95540	AHOY MANAGEMENT	CABIN FEVER FESTIVAL ACTIVITIES	10,000.00
17/05/2023	95525	AJ & B DOBBE	SURVEYING SERVICES	9,317.00
17/05/2023	95469	ALINTA SALES PTY LTD	ELECTRICITY	62.00
17/05/2023	95537	ALISON BURTON	ART SALES	31.50
31/05/2023	95775	ALLFLOW INDUSTRIAL	MAINTENANCE SERVICES	869.00
3/05/2023	95114	ALLMARK & ASSOCIATES PTY LTD	PARKING REQUIREMENTS	522.50
17/05/2023	95685	ALLOY & STAINLESS PRODUCTS	PLANT PURCHASES / SERVICES / PARTS	2,795.77
3/05/2023	95182	ALPINE LAUNDRY PTY LTD	COMMERCIAL LAUNDRY	477.05
17/05/2023	95493	ALPINE LAUNDRY PTY LTD	COMMERCIAL LAUNDRY	574.14
31/05/2023	95781	ALPINE LAUNDRY PTY LTD	COMMERCIAL LAUNDRY	236.13
17/05/2023	95534	ALTUS GROUP CONSULTING PTY LTD	COST MANAGEMENT SERVICES	3,503.50
17/05/2023	95657	AMITY SIGNS	SIGNAGE SERVICES	145.75
31/05/2023	95883	AMITY SIGNS	SIGNAGE SERVICES	1,699.50
3/05/2023	95109	ANDIMAPS	ADVERTISING SERVICES	657.00
31/05/2023	95814	ANDREA KOH	REFUND OF NCC MEMBERSHIP	371.48
17/05/2023	95648	ANIMAL PEST MANAGEMENT SERVICES	PEST CONTROL SERVICES	2,139.50
17/05/2023	95567	ANNABELLE MUIR	DONATION	500.00
10/05/2023	95385	ANTHONY MARRIOTT	STAFF REIMBURSEMENT	58.95
17/05/2023	95694	APEX ENVIROCARE	WATER SAMPLING	43,945.00
3/05/2023	95115	ARBOR GUY	TREE MAINTENANCE SERVICES - MAF WORKS O'BRYNE RD, RENDEZVOUS RD, MARRINUP DR	115,971.73
17/05/2023	95409	ARBOR GUY	TREE MAINTENANCE SERVICES - MAF WORKS BRUSHWOOD RD	45,311.68
31/05/2023	95734	ARBOR GUY	TREE MAINTENANCE SERVICES - MAF WORKS CAPE NATURALISTE RD	50,346.66
3/05/2023	95121	ARTISAN GROUP	PAVING SERVICES	715.00
24/05/2023	95716	ARTS MARGARET RIVER INC	GRANT FUNDING	5,500.00
3/05/2023	95166	ASK EQUIPMENT SALES (QLD)	RUBBISH TRUCK EQUIPMENT	220.00
4/05/2023	95100	ATO EFT DEPOSITS TRUST A/C	PAYG TAXATION	252,984.00
18/05/2023	95703	ATO EFT DEPOSITS TRUST A/C	PAYG TAXATION	260,647.00
31/05/2023	95915	ATO EFT DEPOSITS TRUST A/C	PAYG TAXATION	251,323.00
17/05/2023	95495	ATTURRA BUSINESS APPLICATIONS	SOFTWARE CONSULTANCY	1,815.00



LISTING OF PAYMENTS MADE  
UNDER DELEGATED AUTHORITY  
FOR THE MONTH OF MAY 2023

CHEQUE PAYMENTS	119656 - 119692	120,535.34
ELECTRONIC FUNDS TRANSFER PAYMENTS	95087 - 95398 and 95401 - 95919	8,607,162.91
TRUST ACCOUNT PAYMENTS	EFT# 95399 - 95400	5,503.74
PAYROLL PAYMENTS	01.05.23 - 31.05.23	2,570,825.09
INTERNAL PAYMENT VOUCHERS	DD# 5281 - 5313	209,412.91
		<b>11,513,439.99</b>

31/05/2023	95854	AUGUKUN PTY LTD	COMPUTER AND ELECTRICAL	2,796.00
17/05/2023	95421	AUSQ TRAINING	TRAINING SERVICES	1,000.00
24/05/2023	95711	AUSQ TRAINING	TRAINING SERVICES	766.00
31/05/2023	95745	AUSQ TRAINING	TRAINING SERVICES	1,000.00
17/05/2023	95644	AUSTRALIA POST	POSTAL SERVICE	6,976.01
17/05/2023	95524	AUSTRALIAN COMMUNITY MEDIA	ADVERTISING SERVICES	1,197.00
31/05/2023	95729	AUSTRALIAN LIBRARY AND INFORMATION ASSOC	LIBRARY RESOURCES	1,500.00
3/05/2023	95253	AUTO ONE TRADING PTY LTD	AUTOMOTIVE	666.04
17/05/2023	95576	AUTO ONE TRADING PTY LTD	AUTOMOTIVE	155.28
31/05/2023	95832	AUTO ONE TRADING PTY LTD	AUTOMOTIVE	430.05
3/05/2023	95211	AV TRUCK SERVICES PTY LTD	VEHICLE PARTS & MAINTENANCE	675.90
3/05/2023	95129	AZILITY	IT SOFTWARE	988.90
3/05/2023	95339	B&B STREET SWEEPING	STREET SWEEPING SERVICE	14,247.98
17/05/2023	95654	B&B STREET SWEEPING	STREET SWEEPING SERVICE	28,116.64
3/05/2023	95153	BARRY ALLEN ELECTRICAL SERVICES PTY LTD	ELECTRICAL SERVICES - BARNARD PARK AND GENERATOR	29,192.18
17/05/2023	95463	BARRY ALLEN ELECTRICAL SERVICES PTY LTD	ELECTRICAL SERVICES - BOVELL OVAL AND GLC STORE ROOM	34,844.22
31/05/2023	95759	BARRY ALLEN ELECTRICAL SERVICES PTY LTD	ELECTRICAL SERVICES - SPORT LIGHT UPGRADE CHURCHILL PARK, SPORT LIGHT AUDIT	37,052.53
3/05/2023	95157	BATTERY WORLD BUNBURY	BATTERIES	1,771.00
3/05/2023	95335	BAY SIGNS	SIGNAGE SERVICES	586.30
17/05/2023	95650	BAY SIGNS	SIGNAGE SERVICES	156.81
3/05/2023	95136	BCP LIQUID WASTE	LIQUID WASTE SERVICES	296.50
17/05/2023	95445	BCP LIQUID WASTE	LIQUID WASTE SERVICES	249.41
31/05/2023	95803	BE INGRAM	CARPENTRY SERVICES	240.00
31/05/2023	95910	BEACHLANDS LAWNMOWING SERVICE	LAWN MOWING SERVICE	300.00
17/05/2023	95402	BELMAX FAMILY TRUST	PROTECTIVE CLOTHING SUPPLIER	166.25
3/05/2023	95220	BEN KING	SKATEPARK CONSULTATION	3,954.00
3/05/2023	95117	BEST CONSULTANTS PTY LTD	ELECTRICAL CONSULTING SERVICES	498.91
3/05/2023	95361	BG&E PTY LTD	CONSULTANCY SERVICES	10,923.00
31/05/2023	95888	BIDFOOD	GLC KIOSK PURCHASES	216.95
3/05/2023	95258	BING TECHNOLOGIES PTY LTD	MAILING SERVICES	597.20
31/05/2023	95834	BING TECHNOLOGIES PTY LTD	MAILING SERVICES	5,392.68
17/05/2023	95549	BIO SOIL SOLUTIONS	LIQUID SOIL SOLUTIONS	4,895.00
3/05/2023	95204	BLACKBOX CONTROL PTY LTD	ASSET TRACKING AND CAMERA SOLUTIONS	708.00
3/05/2023	95148	BLUESTEEL ENTERPRISES PTY LTD	EMERGENCY RESPONSE EQUIPMENT	8,380.82
3/05/2023	95263	BNGUARD SHERLOCK SOFTWARE	SHORT-TERM HOLIDAY RENTAL MONITORING	1,144.00
17/05/2023	95581	BNGUARD SHERLOCK SOFTWARE	SHORT-TERM HOLIDAY RENTAL MONITORING	1,144.00
3/05/2023	95309	BOC LIMITED	GAS SERVICES	709.75
17/05/2023	95630	BOC LIMITED	GAS SERVICES	4,690.87
31/05/2023	95863	BOC LIMITED	GAS SERVICES	1,320.11
24/05/2023	95725	BOLT AND NUT AUSTRALIA PTY LTD	FASTENER SUPPLIER	61.75
17/05/2023	95494	BP AUSTRALIA PTY LTD	CONSTRUCTION OF JET FUEL FACILITY	329.71
31/05/2023	95844	BRENTON POPE	STAFF REIMBURSEMENT	74.50
31/05/2023	95810	BRETT TITTERTON ELECTRICAL AND AIR CONDITIONING	ELECTRICAL SERVICES	1,155.70
3/05/2023	95223	BRETT TITTERTON ELECTRICAL AND AIR CONDITIONING	ELECTRICAL SERVICES	230.00
17/05/2023	95413	BRIDGESTONE	TYRE SERVICES	819.17
24/05/2023	95722	BROAD CONSTRUCTION PTY LTD	CONSTRUCTION SERVICES - SALTWATER	547,097.89
3/05/2023	95360	BSA ADVANCED PROPERTY SOLUTIONS	AIR CONDITIONING SERVICES	4,157.67
17/05/2023	95670	BSA ADVANCED PROPERTY SOLUTIONS	AIR CONDITIONING SERVICES	1,887.08
31/05/2023	95897	BSA ADVANCED PROPERTY SOLUTIONS	AIR CONDITIONING SERVICES	9,908.25
17/05/2023	95573	BUILDING SUPPLIES AND HIRE	BUILDING SUPPLIES	28.85
31/05/2023	95829	BUILDING SUPPLIES AND HIRE	BUILDING SUPPLIES	57.19
17/05/2023	95471	BUNBURY AND BUSSELTON TOWING SERVICE	TOWING SERVICES	295.00
31/05/2023	95812	BUNBURY TRUCKS	PLANT PURCHASES / SERVICES / PARTS	124,499.95
3/05/2023	95344	BUNNINGS BUILDING SUPPLIES	HARDWARE SUPPLIES	2,372.85
17/05/2023	95659	BUNNINGS BUILDING SUPPLIES	HARDWARE SUPPLIES	1,103.04
31/05/2023	95886	BUNNINGS BUILDING SUPPLIES	HARDWARE SUPPLIES	3,077.78
3/05/2023	95343	BUSSELTON AERO CLUB INC	AERO CLUB	1,657.72
17/05/2023	95472	BUSSELTON AGRICULTURAL SERVICES (WA) PTY	RURAL SUPPLIES	2,241.00
31/05/2023	95735	BUSSELTON ALLSPORTS INC T/A BUSSELTON JETTY SWIM	JETTY SWIM SPONSORSHIP	4,950.00
3/05/2023	95120	BUSSELTON BEARING SERVICES	BEARING SUPPLIES	1,482.47
17/05/2023	95418	BUSSELTON BEARING SERVICES	BEARING SUPPLIES	1,006.41
24/05/2023	95726	BUSSELTON BITUMEN SERVICE	EARTHMOVING SERVICES - HILTON CARPARK	36,719.04
3/05/2023	95252	BUSSELTON BUILDING PRODUCTS	BUILDING PRODUCT SUPPLIER	660.22
17/05/2023	95574	BUSSELTON BUILDING PRODUCTS	BUILDING PRODUCT SUPPLIER	504.85
31/05/2023	95830	BUSSELTON BUILDING PRODUCTS	BUILDING PRODUCT SUPPLIER	226.67
17/05/2023	95564	BUSSELTON CYCLE CLUB	DONATION	100.00
17/05/2023	95415	BUSSELTON GOLF CLUB	LOAN PROCEEDS 222	7,920.00
3/05/2023	95110	BUSSELTON HYDRAULIC SERVICES INC	HYDRAULIC SERVICES	429.09
17/05/2023	95405	BUSSELTON HYDRAULIC SERVICES INC	HYDRAULIC SERVICES	303.05
17/05/2023	95519	BUSSELTON LOCAL ORGANISING COMMITTEE INC	IRONMAN 2022	2,000.00
17/05/2023	95411	BUSSELTON LOCKSMITH	SECURITY SUPPLIES	110.00
31/05/2023	95736	BUSSELTON LOCKSMITH	SECURITY SUPPLIES	363.00
31/05/2023	95768	BUSSELTON MOTORCYCLES	VEHICLE PARTS	24.95
3/05/2023	95327	BUSSELTON MOTORS	VEHICLE PURCHASES / SERVICES / PARTS	43,285.64
17/05/2023	95643	BUSSELTON MOTORS	VEHICLE PURCHASES / SERVICES / PARTS	1,068.85
17/05/2023	95622	BUSSELTON MUSIC PTY LTD	AUDIO EQUIPMENT AND ACCESSORIES	495.00
3/05/2023	95276	BUSSELTON PEST & WEED CONTROL	PEST CONTROL SERVICES	110.00
17/05/2023	95597	BUSSELTON PEST & WEED CONTROL	PEST CONTROL SERVICES	830.50
3/05/2023	95347	BUSSELTON REFRIGERATION & AIRCON	REFRIGERATION/AIR CONDITIONING SERVICES	1,501.50
3/05/2023	95330	BUSSELTON SENIOR CITIZENS CENTRE	QUARTERLY DONATION PAYMENT	26,605.50
31/05/2023	95881	BUSSELTON SENIOR HIGH SCHOOL	DONATION	300.00
17/05/2023	95660	BUSSELTON STATE EMERGENCY SERVICE	PETTY CASH REIMBURSEMENT	881.47
3/05/2023	95249	BUSSELTON SUBIE SERVICE	AUTOMOTIVE SERVICE AND REPAIR	288.22
31/05/2023	95862	BUSSELTON TOYOTA	VEHICLE PURCHASES / SERVICES / PARTS	496.24
31/05/2023	95875	BUSSELTON UPHOLSTERERS	UPHOLSTERY SERVICES	1,477.30



LISTING OF PAYMENTS MADE  
UNDER DELEGATED AUTHORITY  
FOR THE MONTH OF MAY 2023

CHEQUE PAYMENTS	119656 - 119692	120,535.34
ELECTRONIC FUNDS TRANSFER PAYMENTS	95087 - 95398 and 95401 - 95919	8,607,162.91
TRUST ACCOUNT PAYMENTS	EFT# 95399 - 95400	5,503.74
PAYROLL PAYMENTS	01.05.23 - 31.05.23	2,570,825.09
INTERNAL PAYMENT VOUCHERS	DD# 5281 - 5313	209,412.91
		<b>11,513,439.99</b>

10/05/2023	95395	BUSSELTON WATER	WATER SERVICES	7,059.43
17/05/2023	95628	BUSSELTON WATER	WATER SERVICES	1,238.49
17/05/2023	95404	BUSSELTON-MARGARET RIVER CPD DISCUSSION	STAFF TRAINING	150.00
31/05/2023	95824	CANCER COUNCIL WA	DONATION	814.50
3/05/2023	95242	CANDICE PECKHAM	CROSSOVER SUBSIDY PAYMENT	276.30
3/05/2023	95167	CAPE ABILITIES	DISABILITY EQUIPMENT	556.50
17/05/2023	95474	CAPE SHADES PTY LTD	SHADE SAILS	1,920.00
31/05/2023	95766	CAPE SHADES PTY LTD	SHADE SAILS	18,894.00
3/05/2023	95292	CAPE TRAINING & ASSESSING PTY LTD	TRAINING AND ASSESSMENT	550.00
17/05/2023	95665	CARBONE BROS PTY LTD	AIRPORT APRON EXTENSION	97,507.30
3/05/2023	95277	CAROL MULHEARN	STAFF REIMBURSEMENT	120.00
17/05/2023	95539	CAROL MULHEARN	ART SALES	212.00
3/05/2023	95198	CB TRAFFIC SOLUTIONS PTY LTD	TRAFFIC MANAGEMENT SERVICES - QUEEN ELIZABETH RD	57,172.51
17/05/2023	95513	CB TRAFFIC SOLUTIONS PTY LTD	TRAFFIC MANAGEMENT SERVICES	26,512.21
31/05/2023	95790	CB TRAFFIC SOLUTIONS PTY LTD	TRAFFIC MANAGEMENT SERVICES - METRICUP RD	49,347.10
17/05/2023	95611	CDL HBT SUN FOUR PTY LTD	ACCOMMODATION	710.60
17/05/2023	95583	CDL HBT SUN THREE PTY LTD	ACCOMMODATION	206.10
17/05/2023	95559	CH & AE DOHNT	BJTP REFUND	58.00
31/05/2023	95866	CHADSON ENGINEERING	ENGINEERING SERVICES	756.80
31/05/2023	95853	CHEEKY MONKEY BREWING CO	CATERING	550.00
3/05/2023	95272	CHRIS GODDEN	LAWN MOWING	1,520.00
17/05/2023	95591	CHRIS GODDEN	LAWN MOWING	1,520.00
17/05/2023	95431	CHRIS SHEEDY PANEL & PAINT	PANEL REPAIRS & REPLACEMENT	500.00
31/05/2023	95749	CHRIS SHEEDY PANEL & PAINT	PANEL REPAIRS & REPLACEMENT	500.00
17/05/2023	95520	CHRISEA DESIGNS	ART SALES	66.50
17/05/2023	95542	CHRISTINE CRESSWELL	ART SALES	8.40
17/05/2023	95478	CHRISTINE SEATORY	ART SALES	4.20
31/05/2023	95816	CHRISTOPHER DAVIES	REFUND DOG REGISTRATION	150.00
3/05/2023	95349	CHUBB FIRE SAFETY	FIRE EQUIPMENT SERVICES	1,000.10
17/05/2023	95663	CHUBB FIRE SAFETY	FIRE EQUIPMENT SERVICES	13,940.82
31/05/2023	95890	CHUBB FIRE SAFETY	FIRE EQUIPMENT SERVICES	40,301.49
17/05/2023	95678	CITY AND REGIONAL FUELS	FUEL SERVICES	3,401.75
4/05/2023	95102	CITY OF BUSSELTON	PAYROLL DEDUCTIONS REALLOCATION	4,478.67
18/05/2023	95705	CITY OF BUSSELTON	PAYROLL DEDUCTIONS REALLOCATION	4,458.53
31/05/2023	95917	CITY OF BUSSELTON	PAYROLL DEDUCTIONS REALLOCATION	4,420.04
4/05/2023	95097	CITY OF BUSSELTON CHRISTMAS CLUB	PAYROLL DEDUCTIONS	2,352.18
18/05/2023	95700	CITY OF BUSSELTON CHRISTMAS CLUB	PAYROLL DEDUCTIONS	2,302.18
31/05/2023	95912	CITY OF BUSSELTON CHRISTMAS CLUB	PAYROLL DEDUCTIONS	2,302.18
4/05/2023	95098	CITY OF BUSSELTON STAFF LOTTO	STAFF LOTTO	174.00
18/05/2023	95701	CITY OF BUSSELTON STAFF LOTTO	STAFF LOTTO	174.00
31/05/2023	95913	CITY OF BUSSELTON STAFF LOTTO	STAFF LOTTO	174.00
4/05/2023	95104	CITY OF BUSSELTON-SOCIAL CLUB	SOCIAL CLUB REIMBURSEMENT	204.00
18/05/2023	95707	CITY OF BUSSELTON-SOCIAL CLUB	SOCIAL CLUB REIMBURSEMENT	204.00
31/05/2023	95919	CITY OF BUSSELTON-SOCIAL CLUB	SOCIAL CLUB REIMBURSEMENT	204.00
3/05/2023	95310	CJD EQUIPMENT PTY LTD	PLANT PURCHASES / SERVICES / PARTS	2,617.85
17/05/2023	95631	CJD EQUIPMENT PTY LTD	PLANT PURCHASES / SERVICES / PARTS	1,724.50
31/05/2023	95864	CJD EQUIPMENT PTY LTD	PLANT PURCHASES / SERVICES / PARTS	157.15
17/05/2023	95609	CLAIRE J OSBORN	INSTALLATION JETTY RAILINGS	200.00
31/05/2023	95848	CLAIRE J OSBORN	INSTALLATION JETTY RAILINGS	1,026.00
3/05/2023	95236	CLAIRE JAMES	APPLICATION REFUND	200.00
17/05/2023	95624	CLAIRE SULLY	STAFF REIMBURSEMENT	126.10
3/05/2023	95352	CLEANAWAY	WASTE MANAGEMENT SERVICES	724.80
17/05/2023	95666	CLEANAWAY	WASTE MANAGEMENT SERVICES	112,315.92
3/05/2023	95164	CLEANAWAY CO PTY LTD	CHEMICAL DISPOSAL SERVICES	4,579.10
17/05/2023	95473	CLEANAWAY CO PTY LTD	CHEMICAL DISPOSAL SERVICES	14,482.35
17/05/2023	95640	CLEANAWAY OPERATIONS PTY LTD	MAINTENANCE PARTS WASHER	969.72
17/05/2023	95477	CLEANAWAY SOLID WASTE PTY LTD	WASTE DISPOSAL SERVICES	40,262.72
3/05/2023	95139	CLOUTZ EVENT HIRE	ENTERTAINMENT	161.69
3/05/2023	95248	CMM TECHNOLOGY	WORKPLACE DRUG & ALCOHOL TESTING	170.50
17/05/2023	95671	COCA-COLA AMATIL	GLC KIOSK PURCHASES	326.51
31/05/2023	95898	COCA-COLA AMATIL	GLC KIOSK PURCHASES	394.42
3/05/2023	95140	COLES.COM.AU	COUNCIL & STAFF REFRESHMENTS	334.00
10/05/2023	95381	COLES.COM.AU	COUNCIL & STAFF REFRESHMENTS	668.30
17/05/2023	95448	COLES.COM.AU	COUNCIL & STAFF REFRESHMENTS	375.30
31/05/2023	95755	COLES.COM.AU	COUNCIL & STAFF REFRESHMENTS	784.25
3/05/2023	95138	COLIN WOODFORD CARPENTRY & FINE FURNITURE	CARPENTRY SERVICES	5,484.00
3/05/2023	95228	COME. GRAZE. SOUTHWEST	CATERING FOOD SERVICES	694.00
17/05/2023	95492	COMMON GROUND TRAILS	TRAIL BUILDERS	2,775.30
3/05/2023	95181	COMPUTER WEST	INFORMATION TECHNOLOGY SUPPLIER	1,020.70
17/05/2023	95491	COMPUTER WEST	INFORMATION TECHNOLOGY SUPPLIER	11,611.97
31/05/2023	95780	COMPUTER WEST	INFORMATION TECHNOLOGY SUPPLIER	109.00
3/05/2023	95142	CONNALKIT	PUBLIC ART & CONSULTING SERVICES	2,288.00
17/05/2023	95450	CONNALKIT	PUBLIC ART & CONSULTING SERVICES	2,745.60
17/05/2023	95510	CONNECTIVA PTY LTD	INFORMATION TECHNOLOGY	594.00
3/05/2023	95224	CONSULT DIRECT	CLEANING EQUIPMENT AND SERVICES	2,555.35
3/05/2023	95165	CORSIGN WA PTY LTD	SIGNAGE AND TRAFFIC ACCESSORIES	3,474.90
17/05/2023	95475	CORSIGN WA PTY LTD	SIGNAGE AND TRAFFIC ACCESSORIES	10,962.60
31/05/2023	95767	CORSIGN WA PTY LTD	SIGNAGE AND TRAFFIC ACCESSORIES	33.00
3/05/2023	95256	CR JODIE RICHARDS	COUNCILLOR PAYMENT	2,956.44
3/05/2023	95214	CR P CRONIN	COUNCILLOR PAYMENTS	2,956.44
3/05/2023	95149	CR ROSS PAINE	COUNCILLOR PAYMENT	2,956.44
3/05/2023	95260	CR. MIKAYLA LOVE	COUNCILLOR PAYMENT	2,622.84
3/05/2023	95151	CR. P CARTER	COUNCILLOR PAYMENT	4,846.77
3/05/2023	95210	CR. SUSAN RICCELLI	COUNCILLOR PAYMENT	2,956.44
3/05/2023	95246	CRAIG KERNUTT & REBECCA CADD	CROSSOVER SUBSIDY PAYMENT	195.00



LISTING OF PAYMENTS MADE  
UNDER DELEGATED AUTHORITY  
FOR THE MONTH OF MAY 2023

CHEQUE PAYMENTS	119656 - 119692	120,535.34
ELECTRONIC FUNDS TRANSFER PAYMENTS	95087 - 95398 and 95401 - 95919	8,607,162.91
TRUST ACCOUNT PAYMENTS	EFT# 95399 - 95400	5,503.74
PAYROLL PAYMENTS	01.05.23 - 31.05.23	2,570,825.09
INTERNAL PAYMENT VOUCHERS	DD# 5281 - 5313	209,412.91
		<b>11,513,439.99</b>

3/05/2023	95125	CRANEFORD PLUMBING PTY LTD	PLUMBING SERVICES - WATER MAIN CAREY ST	44,504.70
17/05/2023	95428	CRANEFORD PLUMBING PTY LTD	PLUMBING SERVICES	17,331.78
31/05/2023	95748	CRANEFORD PLUMBING PTY LTD	PLUMBING SERVICES	2,984.51
3/05/2023	95359	CROSS SECURITY SERVICES	SECURITY SERVICES	2,514.60
31/05/2023	95896	CROSS SECURITY SERVICES	SECURITY SERVICES	561.00
3/05/2023	95199	CS LEGAL - CLOISTERS SQUARE	LEGAL RECOVERY ON RATING DEBTS	3,142.80
17/05/2023	95515	CS LEGAL - CLOISTERS SQUARE	LEGAL RECOVERY ON RATING DEBTS	871.00
31/05/2023	95793	CS LEGAL - CLOISTERS SQUARE	LEGAL RECOVERY ON RATING DEBTS	1,271.20
4/05/2023	95103	CSA OFFICIAL RECEIPTS ACCOUNT	SALARY DEDUCTIONS	1,315.42
18/05/2023	95706	CSA OFFICIAL RECEIPTS ACCOUNT	SALARY DEDUCTIONS	1,315.42
31/05/2023	95918	CSA OFFICIAL RECEIPTS ACCOUNT	SALARY DEDUCTIONS	1,299.70
31/05/2023	95813	CUTTEN ENGINEERING AND MANAGEMENT SERVICE	LEADERSHIP COACHING AND DEVELOPMENT	660.00
3/05/2023	95306	D AGOSTINO + LUFF PTY LTD	ARCHITECTURAL SERVICES	742.50
17/05/2023	95625	D AGOSTINO + LUFF PTY LTD	ARCHITECTURAL SERVICES	9,487.50
31/05/2023	95860	D AGOSTINO + LUFF PTY LTD	ARCHITECTURAL SERVICES	2,351.25
3/05/2023	95244	D TRIGWELL & B PENNY	CROSSOVER SUBSIDY PAYMENT	118.20
17/05/2023	95620	DA AND GM ROLLINGS	CATERING SERVICES	-
17/05/2023	95614	DANIEL KOOP	LANDSCAPING SERVICES	7,349.10
31/05/2023	95850	DANIEL KOOP	LANDSCAPING SERVICES	4,899.40
3/05/2023	95106	DATA 3 LIMITED	COMPUTER SOFTWARE SUPPLIER	1,521.30
17/05/2023	95661	DAVID MILDWATERS ELECTRICAL	MAINTENANCE SERVICES	365.75
31/05/2023	95889	DAVID MILDWATERS ELECTRICAL	MAINTENANCE SERVICES	9,995.15
3/05/2023	95302	DAWKUN PTY LTD	COMPUTER AND ELECTRICAL	59.00
17/05/2023	95618	DAWKUN PTY LTD	COMPUTER AND ELECTRICAL	599.90
31/05/2023	95884	DEPARTMENT OF FIRE AND EMERGENCY SERVICE	FIRE AND EMERGENCY SERVICES	333,791.94
17/05/2023	95672	DEPARTMENT OF PREMIER & CABINET	ADVERTISING SERVICES	93.60
17/05/2023	95410	DEPARTMENT OF TRANSPORT	VEHICLE OWNERSHIP SEARCHES	16.40
31/05/2023	95756	DEPARTMENT OF TRANSPORT	WATERWAYS MANAGEMENT - PORT GEOGRAPHE	393,393.00
10/05/2023	95393	DEVIN MOLTONI	STAFF REIMBURSEMENT	70.66
24/05/2023	95710	DG & DK HOLDEN	STAFF REIMBURSEMENT	23.75
31/05/2023	95739	DG & DK HOLDEN	STAFF REIMBURSEMENT	140.00
3/05/2023	95168	DION SPURGEON	STAFF REIMBURSEMENT	100.00
17/05/2023	95585	DOROTHY ROBINSON	ART SALES	58.75
3/05/2023	95177	DORSOGNA LIMITED	ICE CREAM AND SMALL GOODS	697.09
17/05/2023	95487	DORSOGNA LIMITED	ICE CREAM AND SMALL GOODS	810.04
3/05/2023	95162	DOUTH CONTRACTING	PROPERTY & GARDEN MAINTENANCE	1,725.73
31/05/2023	95764	DOUTH CONTRACTING	PROPERTY & GARDEN MAINTENANCE	201.59
17/05/2023	95414	DS SADDLETON	ART SALES	11.90
3/05/2023	95316	DUCHESS MEDICAL PRACTICE	MEDICAL SERVICES	29.50
17/05/2023	95634	DUCHESS MEDICAL PRACTICE	MEDICAL SERVICES	144.70
31/05/2023	95771	DUNS & DIST. WATER CARTAGE	WATER CARTAGE SERVICES	270.00
31/05/2023	95878	DUNSBOROUGH & DISTRICT COUNTRY CLUB	GRANT FUNDING	3,300.00
17/05/2023	95457	DUNSBOROUGH COMMUNITY MEN'S SHED	SIGNAGE	500.00
3/05/2023	95131	DUNSBOROUGH HARDWARE & HOME CENTRE	HARDWARE SERVICES	37.95
31/05/2023	95894	DUXTON HOTEL	ACCOMMODATION	2,040.00
17/05/2023	95442	DYMOCKS BUSSELTON	LIBRARY RESOURCES	2,981.17
17/05/2023	95437	EAGLE BAY COMMUNITY HALL ASSOCIATION INC	CAPS 22/23	8,102.16
3/05/2023	95183	EAGLE VALLEY & CO PTY LTD	TYRE SALES AND SERVICE	370.00
17/05/2023	95517	EARTH AND STONE WA	PAVEMENT - AIRPORT	23,584.00
31/05/2023	95796	EARTH AND STONE WA	WET HIRE	85,054.78
17/05/2023	95547	EARTHSHIDE ECO BUMS	CLOTH NAPPIES	77.00
17/05/2023	95629	ECOSYSTEMS SOLUTIONS	CONSULTANCY SERVICES	825.00
17/05/2023	95452	EF DAY & SN WILLIAMS	MAINTENANCE SERVICES	7,960.00
31/05/2023	95783	EIS CONTROL PTY LTD	ELECTRICAL SERVICES	984.50
3/05/2023	95212	EJ & KM COX	COUNCILLOR PAYMENTS	2,956.44
17/05/2023	95480	ELAMOORE NATURAL SOAPS & COSMETICS PTY LTD	ART SALES	61.60
17/05/2023	95638	ELECTRICITY NETWORKS CORPORATION	ELECTRICAL SERVICES	4,120.00
3/05/2023	95279	ELITE BUSINESS PERFORMANCE PTY LTD	CONSULTING SERVICES	6,716.60
17/05/2023	95601	ELITE BUSINESS PERFORMANCE PTY LTD	CONSULTING SERVICES	1,254.00
17/05/2023	95501	ELIZABETH BINT	ART SALES	430.50
3/05/2023	95107	ELLIOTTS FILTRATION	IRRIGATION & FILTRATION SERVICES	2,046.00
3/05/2023	95340	ELLIOTTS SMALL ENGINES	PLANT PURCHASES / SERVICES / PARTS	91.00
17/05/2023	95655	ELLIOTTS SMALL ENGINES	PLANT PURCHASES / SERVICES / PARTS	1,194.75
17/05/2023	95550	ELOISA PICKERILL	PHOTOGRAPHY SERVICES	350.00
17/05/2023	95568	ELZA FOUICHE ARTIST	ART SALES	4.20
3/05/2023	95355	EMERGE OFFICE	OFFICE EQUIPMENT SERVICES - PHOTOCOPYING	290.40
17/05/2023	95669	EMERGE OFFICE	OFFICE EQUIPMENT SERVICES - PHOTOCOPYING	1,383.80
31/05/2023	95895	EMERGE OFFICE	OFFICE EQUIPMENT SERVICES - PHOTOCOPYING	205.70
31/05/2023	95843	EMERSON RAINE	STRATA LEVY FEES & WATER CONSUMPTION	486.00
31/05/2023	95858	ENOSIS	REPORT INTO ORGANISATIONAL STRATEGY	32,500.00
3/05/2023	95122	ENVIRONEX INTERNATIONAL PTY LTD	POOL CHEMICALS FOR GLC	1,094.84
17/05/2023	95423	ENVIRONEX INTERNATIONAL PTY LTD	POOL CHEMICALS FOR GLC	829.52
31/05/2023	95747	ENVIRONEX INTERNATIONAL PTY LTD	POOL CHEMICALS FOR GLC	1,855.39
3/05/2023	95105	ENVIRONMENTAL HEALTH AUSTRALIA	TRAINING SERVICES	2,015.00
31/05/2023	95772	ESSENTIAL COFFEE PTY LTD	LIBRARY RESOURCES	443.75
17/05/2023	95434	EVERGREEN HOLDINGS PTY LTD	INDUSTRIAL SUPPLIES	55.18
17/05/2023	95667	EVERYDAY POTTED PLANTS	NURSERY SERVICES	2,718.30
17/05/2023	95595	EZRA J WILLIAMS PRO ROOFING WA	ROOFING , ROOF PLUMBING , MAINTENANCE	770.00
3/05/2023	95221	FAIRTEL PTY LTD	TELECOMMUNICATION SERVICES	158.99
17/05/2023	95500	FASSOM PTY LTD	STATIONERY AND OFFICE SUPPLIES	176.09
3/05/2023	95209	FE TECHNOLOGIES PTY LTD	RFID EQUIPMENT	704.00
3/05/2023	95295	FENCING UNLIMITED	FENCING SUPPLIES	812.70
3/05/2023	95293	FIONA FREMLIN	WATER REIMBURSEMENT	270.45
3/05/2023	95134	FOUNDER ENTERPRISES PTY LTD T/AS FORTUS	EARTHMOVING PARTS	6,008.31
17/05/2023	95425	FOUR POINTS BY SHERATON	ACCOMMODATION	205.00



LISTING OF PAYMENTS MADE  
UNDER DELEGATED AUTHORITY  
FOR THE MONTH OF MAY 2023

CHEQUE PAYMENTS	119656 - 119692	120,535.34
ELECTRONIC FUNDS TRANSFER PAYMENTS	95087 - 95398 and 95401 - 95919	8,607,162.91
TRUST ACCOUNT PAYMENTS	EFT# 95399 - 95400	5,503.74
PAYROLL PAYMENTS	01.05.23 - 31.05.23	2,570,825.09
INTERNAL PAYMENT VOUCHERS	DD# 5281 - 5313	209,412.91
		<b>11,513,439.99</b>

17/05/2023	95696	FRED ROSE EXCAVATOR HIRE	EARTHMOVING - WASTE FACILITY & ROADWORKS	21,542.40
17/05/2023	95675	FREEHILLS EFT ACCOUNT	LEGAL SERVICES	5,163.62
3/05/2023	95287	FREMANTLE PRESS INC	LIBRARY SUPPLIES	1,496.25
3/05/2023	95175	FRESH AS	REFRESHMENTS	382.05
17/05/2023	95484	FRESH AS	REFRESHMENTS	127.35
31/05/2023	95776	FRESH AS	REFRESHMENTS	251.00
10/05/2023	95386	FUTUREWOOD PTY LTD	CONSTRUCTION SUPPLIES	8,448.15
31/05/2023	95805	GARMONY PROPERTY CONSULTANTS	PROPERTY EVALUATION	24,750.00
17/05/2023	95602	GARY LEE ELECTRICAL	ELECTRICAL SERVICES	4,343.85
31/05/2023	95845	GARY LEE ELECTRICAL	ELECTRICAL SERVICES - FORESHORE WINDTURBINE CHANGE OVER	46,324.33
3/05/2023	95311	GEMI PTY LTD	MAINTENANCE SERVICES	12,174.06
17/05/2023	95632	GEMI PTY LTD	MAINTENANCE SERVICES	1,540.00
31/05/2023	95865	GEMI PTY LTD	MAINTENANCE SERVICES	280.50
3/05/2023	95281	GEMTEK	ELECTRICAL CHARGING INFRASTRUCTURE	4,257.83
17/05/2023	95588	GENERATORS AUSTRALIA PTY LTD	HIRE AND SALES OF EQUIPMENT	2,333.56
3/05/2023	95170	GEOBOX PTY LTD	VEHICLE CAMERAS	382.80
17/05/2023	95483	GEOBOX PTY LTD	VEHICLE CAMERAS	1,564.20
3/05/2023	95222	GEOGRAPHE BAY BREWING CO	PUBLIC TOILET CONTRIB - SHELTER BREWING	2,637.82
24/05/2023	95714	GEOGRAPHE ELECTRICAL & COMMUNICATIONS	ELECTRICAL SERVICES - SPORT LIGHTS AT VASSE OVAL	42,398.87
17/05/2023	95639	GEOGRAPHE PETROLEUM	FUEL SERVICES	13,173.90
3/05/2023	95364	GEOGRAPHE SAWS AND MOWERS	PLANT PURCHASES / SERVICES / PARTS	2,441.60
17/05/2023	95676	GEOGRAPHE SAWS AND MOWERS	PLANT PURCHASES / SERVICES / PARTS	7,399.20
31/05/2023	95901	GEOGRAPHE SAWS AND MOWERS	PLANT PURCHASES / SERVICES / PARTS	2,937.00
3/05/2023	95312	GEOGRAPHE TIMBER & HARDWARE	HARDWARE SUPPLIES	566.95
3/05/2023	95230	GEORGINA FERREIRA	REFUND DOG REGISTRATION	150.00
3/05/2023	95286	GIZELLE SALAME	STAFF REIMBURSEMENT	363.30
3/05/2023	95158	GLOBAL SYNTHETICS PTY LTD	GEOTEXTILES AND GABIONS	2,675.09
3/05/2023	95301	GRADY ALCORN	MUSICAL PERFORMANCE	300.00
31/05/2023	95754	GRANITE NETWORKS PTY LTD	IT SERVICES AND HARDWARE	3,146.00
3/05/2023	95111	GRANT HENLEY	COUNCILLOR PAYMENT	11,883.84
3/05/2023	95363	GRASSIAS TURF MANAGEMENT	CRICKET PITCH MANAGEMENT SERVICES	1,100.00
31/05/2023	95743	GREY GOLD CONSTRUCTIONS	CONCRETE SERVICES	2,365.00
3/05/2023	95234	GW & MA GARSON	BITP REFUND	8.00
31/05/2023	95819	H COX	BITP REFUND	42.00
17/05/2023	95541	HAPPS POTTERY	ART SALES	22.40
3/05/2023	95303	HAPPY HOLIDAY HOMES	ACCOMMODATION	1,260.00
3/05/2023	95194	HARBECKS TRANSPORT	SAND AND GRAVEL SUPPLIES - ACTON PARK RD, PAYNE RD	129,251.76
17/05/2023	95508	HARBECKS TRANSPORT	SAND AND GRAVEL SUPPLIES - ACTON PARK RD, PAYNE RD	74,872.64
31/05/2023	95786	HARBECKS TRANSPORT	SAND AND GRAVEL SUPPLIES	6,790.48
3/05/2023	95298	HARBOR SOFTWARE PTY LTD	SOFTWARE SERVICES	22,000.00
3/05/2023	95267	HARCHER PRESTIGE BUSSELTON	HOSPITALITY EQUIPMENT SUPPLIER	3,465.35
17/05/2023	95586	HARCHER PRESTIGE BUSSELTON	HOSPITALITY EQUIPMENT SUPPLIER	4,557.18
31/05/2023	95838	HARCHER PRESTIGE BUSSELTON	HOSPITALITY EQUIPMENT SUPPLIER	7,268.45
17/05/2023	95693	HART SPORT	SPORT EQUIPMENT SUPPLIER	540.20
3/05/2023	95243	HEATH WARDROP & FAYE MORRIS	CROSSOVER SUBSIDY PAYMENT	296.70
31/05/2023	95791	HIFX LIMITED CLIENT SECURITY TRUST ACC	ELECTRONIC VISITOR MANAGEMENT SYSTEM	70.00
3/05/2023	95371	HIP POCKET WORKWEAR	UNIFORMS & PROTECTIVE CLOTHING	1,193.99
17/05/2023	95695	HIP POCKET WORKWEAR	UNIFORMS & PROTECTIVE CLOTHING	1,488.85
31/05/2023	95908	HIP POCKET WORKWEAR	UNIFORMS & PROTECTIVE CLOTHING	2,291.57
3/05/2023	95278	HIRE A FENCE	TEMPORARY FENCING HIRE	3,811.50
17/05/2023	95600	HIRE A FENCE	TEMPORARY FENCING HIRE	633.60
3/05/2023	95323	HOLCIM	CONCRETE SERVICES	1,052.70
17/05/2023	95637	HOLCIM	CONCRETE SERVICES	1,768.80
31/05/2023	95869	HOLCIM	CONCRETE SERVICES	8,371.66
3/05/2023	95116	HOLCIM (AUSTRALIA) PTY LTD	CONCRETE SERVICES	13,171.18
17/05/2023	95412	HOLCIM (AUSTRALIA) PTY LTD	CONCRETE SERVICES	1,255.10
31/05/2023	95737	HOLCIM (AUSTRALIA) PTY LTD	CONCRETE SERVICES	441.65
31/05/2023	95826	HOST CORPORATION PTY LTD	CATERING EQUIPMENT	185.90
17/05/2023	95603	ICAM AUSTRALIA PTY LTD	TRAINING SERVICES	2,953.64
17/05/2023	95509	ILLION AUSTRALIA PTY LTD	TENDER ADVERTISING AND MANAGEMENT	341.44
17/05/2023	95461	IMPULTEC PTY LTD	QUEST SOFTWARE SERVICES	3,658.60
31/05/2023	95839	INCLUSION SOLUTIONS LIMITED	INCLUSIVE COMMUNITIES PROJECT	4,290.00
3/05/2023	95163	INNERSPACE COMMERCIAL INTERIORS	OFFICE FURNITURE	2,752.20
17/05/2023	95536	INSTANT PRODUCTS HIRE	PUBLIC ABULTIONS HIRE AND SALES	4,158.26
3/05/2023	95226	INSTANT TRANSPORTABLE OFFICES PTY LTD	TRANSPORTABLE ABLUTIONS	3,993.00
17/05/2023	95548	INSTANT TRANSPORTABLE OFFICES PTY LTD	TRANSPORTABLE ABLUTIONS	3,333.00
3/05/2023	95169	INSTITUTE OF BUILDING TECHNOLOGY WESTERN	EDUCATION AND TRAINING	479.00
31/05/2023	95773	INSTITUTE OF BUILDING TECHNOLOGY WESTERN	EDUCATION AND TRAINING	551.90
3/05/2023	95254	INTELLITRAC	GPS TRACKING DEVICES	561.00
3/05/2023	95255	IPEC PTY LTD	COURIER SERVICES	62.34
10/05/2023	95389	IPEC PTY LTD	COURIER SERVICES	216.86
17/05/2023	95578	IPEC PTY LTD	COURIER SERVICES	1,036.89
31/05/2023	95833	IPEC PTY LTD	COURIER SERVICES	472.19
31/05/2023	95887	IPWEA	MEMBERSHIP	1,705.00
3/05/2023	95348	IPWEA-WA	TRAINING SERVICES	1,089.00
17/05/2023	95662	IPWEA-WA	TRAINING SERVICES	55.00
17/05/2023	95563	ISABELLA BIDESI	DONATION	500.00
3/05/2023	95206	IW PROJECTS PTY LTD	WASTE MANAGEMENT CONSULTANTS	11,891.00
3/05/2023	95351	JACK IN THE BOX CORPORATION PTY LTD	MARKETING SERVICES	396.00
17/05/2023	95444	JACKSON MCDONALD LAWYERS	LEGAL SERVICES	3,635.50
3/05/2023	95328	JACKSON'S DRAWING SUPPLIES	ART EQUIPMENT SUPPLIES	53.00
24/05/2023	95713	JACQUELINE HAPP	STAFF REIMBURSEMENT	546.19
3/05/2023	95205	JAMES BENNETT	SPECIALIST LIBRARY RESOURCES	509.94
17/05/2023	95526	JAMES BENNETT	SPECIALIST LIBRARY RESOURCES	749.85
17/05/2023	95489	JAN ROBERTS	ART SALES	200.00



LISTING OF PAYMENTS MADE  
UNDER DELEGATED AUTHORITY  
FOR THE MONTH OF MAY 2023

CHEQUE PAYMENTS	119656 - 119692	120,535.34
ELECTRONIC FUNDS TRANSFER PAYMENTS	95087 - 95398 and 95401 - 95919	8,607,162.91
TRUST ACCOUNT PAYMENTS	EFT# 95399 - 95400	5,503.74
PAYROLL PAYMENTS	01.05.23 - 31.05.23	2,570,825.09
INTERNAL PAYMENT VOUCHERS	DD# 5281 - 5313	209,412.91
		<b>11,513,439.99</b>

17/05/2023	95577	JANE DARCY	ART SALES	400.00
10/05/2023	95394	JARRAD RAMSDEN	STAFF REIMBURSEMENT	87.35
3/05/2023	95314	JASON SIGNMAKERS	SIGNAGE SUPPLIES	130.83
31/05/2023	95867	JASON SIGNMAKERS	SIGNAGE SUPPLIES	136.33
3/05/2023	95179	JDM EARTHWORKS	PLANT FOR CELL2 DUNSBOROUGH	54,007.25
17/05/2023	95490	JDM EARTHWORKS	PLANT FOR CELL2 DUNSBOROUGH	16,552.25
17/05/2023	95479	JENNIFER BROWN	ART SALES	296.00
17/05/2023	95621	JESSICA LEEBOLD	PHOTOGRAPHY	730.00
17/05/2023	95523	JIGSAW SIGNS & PRINT	SIGNAGE SERVICES	427.00
31/05/2023	95802	JIGSAW SIGNS & PRINT	SIGNAGE SERVICES	288.50
3/05/2023	95135	JIMS FIRST	HARDWARE SUPPLIES	43.65
17/05/2023	95443	JIMS FIRST	HARDWARE SUPPLIES	138.31
31/05/2023	95752	JIMS FIRST	HARDWARE SUPPLIES	10.35
17/05/2023	95619	JIS BRICK PAVING AND LANDSCAPING	PAVING AND LANDSCAPING SERVICES	1,440.00
31/05/2023	95855	JIS BRICK PAVING AND LANDSCAPING	PAVING AND LANDSCAPING SERVICES	2,100.00
4/05/2023	95099	JMW REAL ESTATE TRUST	T NOTTLE RENT	1,400.00
18/05/2023	95702	JMW REAL ESTATE TRUST	T NOTTLE RENT	1,400.00
31/05/2023	95914	JMW REAL ESTATE TRUST	T NOTTLE RENT	1,400.00
17/05/2023	95464	JOAN PARKE	ART SALES	315.00
17/05/2023	95589	JOHN LOHF	ART SALES	22.40
17/05/2023	95427	JOHN STRICKLAND	LIGHTING AND SOUND SERVICES	1,672.66
3/05/2023	95147	JONES MARINE SERVICES SOUTHWEST	DIVING MAINTENANCE	2,145.00
3/05/2023	95203	JONOR CONSTRUCTION PTY LTD	BRIDGE MAINTENANCE	89,060.56
17/05/2023	95507	JOONDALUP GOLF MANAGEMENT	ACCOMMODATION	418.00
31/05/2023	95818	JOSEPHINE FIELD	REFUND DOG REGISTRATION	150.00
31/05/2023	95825	JOSH AND ANNA FOLEY	CARPENTRY AND BUILDING MAINTENANCE	498.43
10/05/2023	95387	JUDI HUGHES	BJTP REFUND	66.00
17/05/2023	95561	JUDITH JOHNSTON	BOND REFUND	100.00
31/05/2023	95905	JUICE PRINT	PRINTING SERVICES	3,604.76
17/05/2023	95518	JULIE GUTHRIDGE	ART SALES	31.85
3/05/2023	95233	JUSTIN & PENNY NAPIER	BJTP REFUND	58.00
3/05/2023	95268	K & L MCCALLUM	WATER REIMBURSEMENT	1,532.15
3/05/2023	95305	KABLING	CAR WASH	200.00
3/05/2023	95265	KARMEI ENTERPRISES PTY LTD	IRRIGATION AND PROJECT MANAGEMENT	808.50
31/05/2023	95836	KARMEI ENTERPRISES PTY LTD	IRRIGATION AND PROJECT MANAGEMENT	808.50
17/05/2023	95556	KATE FRANCIS	REFUND DOG REGISTRATION	150.00
17/05/2023	95545	KATHLEEN NEELING	ART SALES	117.00
10/05/2023	95390	KATHLEEN O'SHEA & QUENTIN BLIGH	BIO-DIVERSITY INCENTIVE REBATE	562.14
31/05/2023	95820	KELLIE BROWN	BJTP REFUND	58.00
3/05/2023	95227	KENT STREET BAKERY	CATERING	327.50
24/05/2023	95709	KERRY HILL ARCHITECTS	ARCHITECTURAL SERVICES	80,275.75
3/05/2023	95297	KERRY MUNNS	ART SALES	300.00
17/05/2023	95616	KERRY MUNNS	ART SALES	884.80
24/05/2023	95715	KITCHEN TAKEOVERS	CATERING	1,038.40
3/05/2023	95187	KMART BUSSELTON	RETAIL HOME WARES	30.00
17/05/2023	95498	KMART BUSSELTON	RETAIL HOME WARES	233.25
3/05/2023	95296	KOMATSU AUSTRALIA	VEHICLE PURCHASE AND PARTS	451,880.00
17/05/2023	95615	KOMATSU AUSTRALIA	VEHICLE PURCHASE AND PARTS	256.41
31/05/2023	95851	KOMATSU AUSTRALIA	VEHICLE PURCHASE AND PARTS	555.61
3/05/2023	95178	KOMPAN PLAYSCAPE	PLAYGROUND EQUIPMENT SUPPLY	1,320.00
3/05/2023	95324	LANDGATE (VALUER GENERAL'S OFFICE)	LAND VALUATIONS	2,481.75
17/05/2023	95641	LANDGATE (VALUER GENERAL'S OFFICE)	LAND VALUATIONS	1,502.27
31/05/2023	95871	LANDGATE (VALUER GENERAL'S OFFICE)	LAND VALUATIONS	3,211.38
3/05/2023	95320	LANDGATE CUSTOMER ACCOUNT	LAND INFORMATION AND TITLE SEARCHES	100.94
3/05/2023	95251	LAWRENCE & HANSON	ELECTRICAL/PROTECTIVE CLOTHING SUPPLIES	202.71
17/05/2023	95572	LAWRENCE & HANSON	ELECTRICAL/PROTECTIVE CLOTHING SUPPLIES	1,503.97
31/05/2023	95828	LAWRENCE & HANSON	ELECTRICAL/PROTECTIVE CLOTHING SUPPLIES	1,666.50
17/05/2023	95555	LAWRENCE SEARS	REFUND DOG REGISTRATION	150.00
17/05/2023	95689	LE & OG ISBEL	ART SALES	56.00
10/05/2023	95377	LEEUWIN CIVIL PTY LTD	NORTH JINDONG RD RECONSTRUCTION	694,696.04
17/05/2023	95674	LEEUWIN TRANSPORT	COURIER SERVICES	4,588.10
31/05/2023	95742	LEGAL PRACTICE BOARD WA	PRACTISING CERTIFICATES	2,620.00
31/05/2023	95859	LEHR CONSULTANTS INTERNATIONAL	BUILDING SERVICES ENGINEERING CONSULTANC	2,530.00
17/05/2023	95558	LEISHA MARTIN	BJTP REFUND	315.00
17/05/2023	95440	LG CONNECT PTY LTD	TECHNICAL CONSULTING	515.63
3/05/2023	95275	LIAM JACKSON	EQUIPMENT HIRE	1,578.50
17/05/2023	95596	LIAM JACKSON	EQUIPMENT HIRE	3,646.50
31/05/2023	95831	LIAM JACKSON	EQUIPMENT HIRE	1,287.00
10/05/2023	95388	LILY O'MEARA	DONATION	500.00
31/05/2023	95892	LINCOLN HIGGINS	WELDING SERVICES	517.00
10/05/2023	95380	LINDA KUSAL	STAFF REIMBURSEMENT	44.50
17/05/2023	95514	LIVING MADLY PTY LTD	BAKERY CATERING	1,025.00
31/05/2023	95792	LIVING MADLY PTY LTD	BAKERY CATERING	1,547.10
17/05/2023	95607	LMI EARTH AND ENVIRONMENTAL PTY LTD	LANDFILL CELL LINERS	20,992.14
3/05/2023	95375	LOCAL GOVERNMENT PROFESSIONALS AUSTRALIA	TRAINING SERVICES	1,070.00
17/05/2023	95529	LOCK AROUND THE CLOCK	SECURITY SERVICES	915.10
17/05/2023	95623	LOOK SHARP CONCRETE	CONCRETE AND MAINTENANCE SERVICES	3,575.00
3/05/2023	95144	LOTEX FILTER CLEANING SERVICE	PLANT FILTER CLEANING SERVICE	793.94
17/05/2023	95454	LOTEX FILTER CLEANING SERVICE	PLANT FILTER CLEANING SERVICE	599.95
31/05/2023	95856	LUVACUP COFFEE TRUCK	CATERING SERVICES	51.40
17/05/2023	95422	M & RA GUZZOMI	STAFF REIMBURSEMENT	102.87
3/05/2023	95239	M MELLONI & S TASSINARI	CROSSOVER SUBSIDY PAYMENT	147.50
3/05/2023	95317	MACDONALD JOHNSTON PTY LTD	ENGINEERING - PLANT SPARES & SERVICING	327.73
17/05/2023	95635	MACDONALD JOHNSTON PTY LTD	ENGINEERING - PLANT SPARES & SERVICING	101.30
17/05/2023	95691	MAIA FINANCIAL	LEASING PAYMENTS	46,037.20



LISTING OF PAYMENTS MADE  
UNDER DELEGATED AUTHORITY  
FOR THE MONTH OF MAY 2023

CHEQUE PAYMENTS	119656 - 119692	120,535.34
ELECTRONIC FUNDS TRANSFER PAYMENTS	95087 - 95398 and 95401 - 95919	8,607,162.91
TRUST ACCOUNT PAYMENTS	EFT# 95399 - 95400	5,503.74
PAYROLL PAYMENTS	01.05.23 - 31.05.23	2,570,825.09
INTERNAL PAYMENT VOUCHERS	DD# 5281 - 5313	209,412.91
		<b>11,513,439.99</b>

31/05/2023	95906	MAIA FINANCIAL	LEASING PAYMENTS	48,511.59
3/05/2023	95332	MAJOR MOTORS PTY LTD	PLANT PURCHASES / SERVICES / PARTS	6,412.21
17/05/2023	95646	MAJOR MOTORS PTY LTD	PLANT PURCHASES / SERVICES / PARTS	549.17
3/05/2023	95271	MALATESTA ROAD PAVING	ROAD HOTMIX / PAVING SERVICES - QUEEN ELIZABETH AVE	87,062.80
17/05/2023	95590	MALATESTA ROAD PAVING	ROAD HOTMIX / PAVING SERVICES - CAREY ST	18,400.80
31/05/2023	95841	MALATESTA ROAD PAVING	ROAD HOTMIX / PAVING SERVICES - ACTON PARK RD	43,405.36
17/05/2023	95584	MARAS CARPENTRY	BUILDING MAINTENANCE SERVICES	12,776.50
24/05/2023	95721	MARAS CARPENTRY	BUILDING MAINTENANCE SERVICES - SARGENTS QTRS & DEPOT ROOF	96,969.73
17/05/2023	95570	MARGARET GEARY	ART SALES	8.40
17/05/2023	95426	MARGARET PARKE	ART SALES	28.00
3/05/2023	95141	MARGARET RIVER BUSSELTON TOURISM ASSOC	GRANT - IRONMAN	2,200.00
17/05/2023	95449	MARGARET RIVER BUSSELTON TOURISM ASSOC	CONTRIBUTION TOWARDS COSTS	41,897.61
3/05/2023	95127	MARGARET RIVER FENCING	MAINTENANCE SERVICES	3,025.00
17/05/2023	95430	MARGARET RIVER FENCING	MAINTENANCE SERVICES	17,077.50
17/05/2023	95453	MARKETFORCE PTY LTD	ADVERTISING SERVICES	969.95
17/05/2023	95594	MARSHA BRAWLS	ART SALES	79.10
17/05/2023	95553	MASRIENA COPERMAN	GLC REFUNDS	752.90
31/05/2023	95821	MATTHEW SCOTT	BJTP REFUND	218.00
17/05/2023	95401	MATTHEW TWYMAN	STAFF REIMBURSEMENT	20.30
31/05/2023	95904	MAXINE PALMER	STAFF REIMBURSEMENT	90.04
3/05/2023	95250	MAYDAY SERVICES	EQUIPMENT HIRE	4,312.00
17/05/2023	95571	MAYDAY SERVICES	EQUIPMENT HIRE	462.00
31/05/2023	95827	MAYDAY SERVICES	EQUIPMENT HIRE	5,236.00
3/05/2023	95291	MB TRAFFIC PLANNING & MANAGEMENT	TRAFFIC MANAGEMENT CONSULTANCY	308.00
10/05/2023	95391	MB TRAFFIC PLANNING & MANAGEMENT	TRAFFIC MANAGEMENT CONSULTANCY	924.00
17/05/2023	95690	MCGREGOR WJ & J	MANAGEMENT BUSSELTON JETTY TOURIST PARK	47,597.84
17/05/2023	95420	MCLEODS BARRISTERS & SOLICITORS	LEGAL SERVICES	839.30
31/05/2023	95744	MCLEODS BARRISTERS & SOLICITORS	LEGAL SERVICES	5,518.91
3/05/2023	95208	MDM ENTERTAINMENT PTY LTD	DVD AND CD SUPPLY TO LIBRARY	88.86
17/05/2023	95626	ME RAINEY T/AS PK COURIERS	COURIER SERVICES	518.10
17/05/2023	95522	MECHANICAL PROJECT SERVICES	AIRCONDITIONING & REFRIGERATION SERVICES	3,813.99
31/05/2023	95801	MECHANICAL PROJECT SERVICES	AIRCONDITIONING & REFRIGERATION SERVICES	1,155.00
31/05/2023	95732	MEDELECT	DEFIBRILLATOR MAINTENANCE	2,156.00
17/05/2023	95467	MERCER CONSULTING (AUSTRALIA) PTY LTD	CLASSIFICATION AND RENUMERATION ADVICE	6,710.00
3/05/2023	95231	MICHAEL JACKSON	REFUND DOG REGISTRATION	150.00
10/05/2023	95378	MICHELE SHERWOOD	STAFF REIMBURSEMENT	50.00
17/05/2023	95593	MICKAZ NOMINEES	BBQ CLEANING	6,996.00
3/05/2023	95191	MIKE MORGAN	WATER CHARGES REIMBURSEMENT	324.60
3/05/2023	95367	MJB INDUSTRIES	DRAINAGE SUPPLIES	925.40
3/05/2023	95353	MODERN TEACHING AIDS PTY LTD	LIBRARY RESOURCES	1,010.85
3/05/2023	95245	MOHAMED & RACHEL ATHIF	CROSSOVER SUBSIDY PAYMENT	303.90
17/05/2023	95468	MOORE STEPHENS WA PTY LTD	RATE COMPARISON REPORT	1,815.00
24/05/2023	95712	MP & M EVERUSS	STAFF REIMBURSEMENT	109.00
17/05/2023	95403	MR & MRS D HADDON	ART SALES	80.50
3/05/2023	95184	MR STEPHEN J HERON	AUTHORS VISIT	200.00
3/05/2023	95124	MRCES WA PTY LTD	SECURITY SERVICES	302.50
3/05/2023	95219	MUIRS	VEHICLE MAINTENANCE	1,900.36
17/05/2023	95538	MUIRS	VEHICLE MAINTENANCE	950.75
31/05/2023	95809	MUIRS	VEHICLE MAINTENANCE	1,761.21
17/05/2023	95435	NALDA HOSKINS DESIGN	ART SALES	119.20
17/05/2023	95530	NATURAL EDGE FRAMING & PHOTOGRAPHY	ART SALES	24.85
3/05/2023	95137	NATURALISTE GLASS BUSINESS TRANS ACC	GLASS REPAIRS AND MANUFACTURE	474.34
17/05/2023	95447	NATURALISTE GLASS BUSINESS TRANS ACC	GLASS REPAIRS AND MANUFACTURE	440.03
31/05/2023	95753	NATURALISTE GLASS BUSINESS TRANS ACC	GLASS REPAIRS AND MANUFACTURE	356.52
3/05/2023	95146	NATURALISTE HYGIENE SERVICES	HYGIENE SERVICES	10,396.05
17/05/2023	95459	NATURALISTE HYGIENE SERVICES	HYGIENE SERVICES	495.00
3/05/2023	95189	NATURALISTE TURF	TURF MAINTENANCE SERVICES	7,897.45
3/05/2023	95201	NETSTAR AUSTRALIA PTY LTD	GPS TELEMATICS	349.58
3/05/2023	95372	NEVERFAIL SPRINGWATER LTD	WATER REFILL SERVICE - DUNS WASTE FACILI	302.60
3/05/2023	95195	NEW IMAGE LANDSCAPING AND MAINTENANCE	LANDSCAPE MAINTENANCE	7,694.50
17/05/2023	95511	NEW IMAGE LANDSCAPING AND MAINTENANCE	LANDSCAPE MAINTENANCE	24,430.66
31/05/2023	95787	NEW IMAGE LANDSCAPING AND MAINTENANCE	LANDSCAPE MAINTENANCE	4,664.00
17/05/2023	95612	NEWGROUND DESIGN SERVICES PTY LTD	WATER SERVICES	3,864.63
3/05/2023	95318	NICHOLLS MACHINERY	PLANT PURCHASES / SERVICES / PARTS	805.79
17/05/2023	95636	NICHOLLS MACHINERY	PLANT PURCHASES / SERVICES / PARTS	224.99
31/05/2023	95868	NICHOLLS MACHINERY	PLANT PURCHASES / SERVICES / PARTS	24.09
31/05/2023	95817	NICOLETTA LANE	REFUND DOG REGISTRATION	30.00
3/05/2023	95190	NIGHTLIFE MUSIC PTY LTD	MUSIC AND VIDEO SUBSCRIPTION SERVICES	413.92
24/05/2023	95717	NIGHTLIFE MUSIC PTY LTD	MUSIC AND VIDEO SUBSCRIPTION SERVICES	413.92
31/05/2023	95808	NOBLE CONSULTING SURVEYORS PTY LTD	SURVEYING SERVICES	1,650.00
31/05/2023	95857	NOOSHIES FAMILY TRUST	FACE PAINTING	440.00
3/05/2023	95345	OASIS RIDGE HOLDINGS P/L	GUIDED TOUR OF CHESTNUT FARM	572.00
3/05/2023	95213	OCR HOLDINGS PTY LTD	LIQUID WASTE REMOVAL	1,483.90
17/05/2023	95528	OCR HOLDINGS PTY LTD	LIQUID WASTE REMOVAL	521.40
31/05/2023	95804	OCR HOLDINGS PTY LTD	LIQUID WASTE REMOVAL	772.20
17/05/2023	95569	ODILE M M BELL	ART SALES	104.30
17/05/2023	95486	OFFICEWORKS	OFFICE EQUIPMENT SERVICES	235.31
31/05/2023	95779	OFFICEWORKS	OFFICE EQUIPMENT SERVICES	143.74
31/05/2023	95797	OILVAC AUSTRALIA PTY LTD	OIL CHANGING EQUIPMENT	872.87
17/05/2023	95582	ONE4BUILD	BUILDING SERVICES	4,506.01
3/05/2023	95172	OPTEON PROPERTY GROUP PTY LTD	VALUATION SERVICES	4,730.00
3/05/2023	95130	OPTUS BILLING SERVICES PTY LTD	FIXED INTERNET ACCESS	2,500.00
17/05/2023	95438	OPTUS BILLING SERVICES PTY LTD	FIXED INTERNET ACCESS	567.20
3/05/2023	95269	ORACLE CUSTOMER MANAGEMENT SOLUTIONS PTY	AFTER HOURS RECEPTION	5,225.30
31/05/2023	95840	ORACLE CUSTOMER MANAGEMENT SOLUTIONS PTY	AFTER HOURS RECEPTION	1,998.80





LISTING OF PAYMENTS MADE  
UNDER DELEGATED AUTHORITY  
FOR THE MONTH OF MAY 2023

CHEQUE PAYMENTS	119656 - 119692	120,535.34
ELECTRONIC FUNDS TRANSFER PAYMENTS	95087 - 95398 and 95401 - 95919	8,607,162.91
TRUST ACCOUNT PAYMENTS	EFT# 95399 - 95400	5,503.74
PAYROLL PAYMENTS	01.05.23 - 31.05.23	2,570,825.09
INTERNAL PAYMENT VOUCHERS	DD# 5281 - 5313	209,412.91
		<b>11,513,439.99</b>

3/05/2023	95266	ORANA CONCRETE PTY LTD	CONCRETE SERVICES	29,902.13
31/05/2023	95837	ORANA CONCRETE PTY LTD	CONCRETE SERVICES	4,620.00
3/05/2023	95282	PAINT THE TOWN READ LTD	LIBRARY REQOURCES	222.50
17/05/2023	95505	PAJEZ ART & DESIGN	ART SALES	720.00
17/05/2023	95433	PANCAKE DESIGNS RESIN	ART SALES	49.00
24/05/2023	95719	PATRICK MARSHALL	STAFF REIMBURSEMENT	89.97
3/05/2023	95207	PAUL SHERIDAN	STAFF REIMBURSEMENT	840.00
3/05/2023	95325	PENDREY AGENCIES P/L	CHEMICAL/RURAL SUPPLIES	968.96
31/05/2023	95872	PENDREY AGENCIES P/L	CHEMICAL/RURAL SUPPLIES	6,245.85
17/05/2023	95407	PEOPLESENSE PTY LTD	EMPLOYEE ASSISTANCE PROGRAM	2,618.00
3/05/2023	95238	PETER & LYNELLE BYRNE	CROSSOVER SUBSIDY PAYMENT	148.10
3/05/2023	95186	PETER & SHARYN BAKER	WATER CHARGES REIMBURSEMENT	1,777.10
31/05/2023	95822	PETER ANGUS TIBBITS	RATE REFUND	100.00
3/05/2023	95373	PF D FOOD SERVICES PTY LTD	GLC KIOSK PURCHASES	1,677.10
17/05/2023	95697	PF D FOOD SERVICES PTY LTD	GLC KIOSK PURCHASES	641.10
3/05/2023	95123	PHASE 3 LANDSCAPE CONSTRUCTION PTY LTD	LANDSCAPING SERVICES	1,619.75
10/05/2023	95398	PHIL RUNDIN	STAFF REIMBURSEMENT	58.70
3/05/2023	95299	PHOEBE STEWART	ENTERTAINMENT SERVICES	1,500.00
10/05/2023	95384	PHOEBE TUCKER	STAFF REIMBURSEMENT	277.30
31/05/2023	95733	PHOENIX FOUNDRY PTY LTD	MEMORIAL PLAQUES SUPPLIER	1,986.60
3/05/2023	95196	POWER MEDICAL CENTRE	PRE EMPLOYMENT MEDICAL	159.50
31/05/2023	95788	POWER MEDICAL CENTRE	PRE EMPLOYMENT MEDICAL	2,204.00
3/05/2023	95143	PRIME URBAN WA PTY LTD	BOND REFUND	423,608.75
17/05/2023	95587	PROGRAMMED PROPERTY SERVICES	MAINTENANCE SERVICES	12,540.00
3/05/2023	95193	PROJECT MILES TRUST	REPAIRS AND MAINTENANCE	21,763.50
17/05/2023	95504	PROJECT MILES TRUST	REPAIRS AND MAINTENANCE	6,576.90
31/05/2023	95785	PROJECT MILES TRUST	REPAIRS AND MAINTENANCE - AIRPORT	15,541.90
17/05/2023	95565	PROUDS JEWELLERS PTY LTD	APPLICATION REFUND	200.00
3/05/2023	95156	PVR INDUSTRIAL PTY LTD	INDUSTRIAL PUMP REPAIRS	888.25
3/05/2023	95192	QCLICK & KANGA HOSTING AUSTRALIA	WEBSITE HOSTING SERVICES	264.00
17/05/2023	95502	QCLICK & KANGA HOSTING AUSTRALIA	WEBSITE HOSTING SERVICES	66.00
17/05/2023	95533	QUANTIFIED TREE RISK ASSESSMENT LIMITED	TREE RISK ASSESSMENT TRAINING	748.00
3/05/2023	95247	R11 TECHNOLOGY	COMPUTER PRODUCTS	3,181.44
3/05/2023	95321	RAECO INTERNATIONAL PTY LTD	LIBRARY RESOURCES	4,455.28
3/05/2023	95369	RAPID ASCENT PTY LTD	BOND REFUND	5,500.00
17/05/2023	95497	RED DUST MEDIA	PUBLIC ART CONSULTANCY SERVICES	1,125.00
17/05/2023	95683	REFACE INDUSTRIES PTY LTD	LIBRARY RESOURCES	612.08
31/05/2023	95903	REFACE INDUSTRIES PTY LTD	LIBRARY RESOURCES	684.45
10/05/2023	95379	RENATA FOURIE	STAFF REIMBURSEMENT	124.00
17/05/2023	95544	RENSKIE DOUGLAS	ART SALES	80.00
3/05/2023	95261	RENTFIND TECHNOLOGIES PTY LTD	PROPERTY INSPECTION SOFTWARE	121.00
3/05/2023	95334	REPCO AUTO PARTS	PLANT PURCHASES / SERVICES / PARTS	1,489.15
17/05/2023	95649	REPCO AUTO PARTS	PLANT PURCHASES / SERVICES / PARTS	1,161.73
31/05/2023	95877	REPCO AUTO PARTS	PLANT PURCHASES / SERVICES / PARTS	2,639.26
31/05/2023	95778	RICHARD JAY PTY LTD	COMMERCIAL WASHING MACHINES	4,125.00
3/05/2023	95366	RMS (AUST)P/L	SOFTWARE SERVICES	102.58
17/05/2023	95686	RMS (AUST)P/L	SOFTWARE SERVICES	83.33
3/05/2023	95161	ROBERT'S TILT TRAY & HIAB SERVICE	FREIGHT	1,512.50
31/05/2023	95763	ROBERT'S TILT TRAY & HIAB SERVICE	FREIGHT	1,361.25
3/05/2023	95329	RODS AUTO ELECTRICS	AUTO ELECTRICAL SERVICES	831.14
17/05/2023	95645	RODS AUTO ELECTRICS	AUTO ELECTRICAL SERVICES	162.97
31/05/2023	95874	RODS AUTO ELECTRICS	AUTO ELECTRICAL SERVICES	260.22
17/05/2023	95481	RONCO GROUP PTY LTD	CRANE PARTS	518.95
3/05/2023	95173	ROPS ENGINEERING AUSTRALIA P/L	ROLLOVER PROTECTION	516.59
31/05/2023	95823	ROTARY CLUB OF BUSSELTON GEOGRAPHE BAY INC	BOND REFUND	500.00
3/05/2023	95346	RUBER AUTOMATIC DOORS	AUTOMATIC DOOR SERVICES	7,342.39
17/05/2023	95557	S & J CANNA	BJTP REFUND	58.00
17/05/2023	95546	S & S WALKER	ART SALES	32.00
17/05/2023	95677	SAFE & SURE SECURITY PTY LTD	SECURITY SERVICES - ALARM OCCURANCE	715.00
3/05/2023	95288	SAINT CLOTHING PTY LTD T/A AL FORNO	CATERING	187.00
17/05/2023	95562	SAM JONES	DONATION	500.00
3/05/2023	95289	SANDGROPER CONTRACTING PTY LTD	LIQUID WASTE REMOVAL SERVICE	2,238.50
3/05/2023	95365	SANPOINT PTY LTD	LANDSCAPING SERVICES	13,018.60
17/05/2023	95604	SANPOINT PTY LTD	PLAYGROUND UPGRADE - SALAMANDER AND IBIS GARDENS	110,602.75
17/05/2023	95679	SANPOINT PTY LTD	LANDSCAPING SERVICES	2,918.13
31/05/2023	95902	SANPOINT PTY LTD	LANDSCAPING SERVICES	803.00
3/05/2023	95270	SAPIO PTY LTD	SECURITY INSTALLATIONS AMD MAINTENANCE	13,420.29
17/05/2023	95424	SCOPE BUSINESS IMAGING	ELECTRONIC EQUIPMENT	193.56
3/05/2023	95229	SE & SJ REYNOLDS	CATERING	761.00
17/05/2023	95551	SE & SJ REYNOLDS	CATERING	1,368.00
3/05/2023	95264	SEEK LIMITED	ADVERTISING SERVICES	995.50
31/05/2023	95835	SEEK LIMITED	ADVERTISING SERVICES	1,688.50
3/05/2023	95132	SERVICES AUSTRALIA OFFICIAL DEPARTMENT	CHARGES FOR CENTREPAY FACILITY	148.50
17/05/2023	95439	SERVICES AUSTRALIA OFFICIAL DEPARTMENT	CHARGES FOR CENTREPAY FACILITY	124.74
17/05/2023	95419	SETON AUSTRALIA	SECURITY BARRIERS	234.61
3/05/2023	95257	SHANE ELLIS	BMX DEMONSTRATION	3,200.00
3/05/2023	95274	SHARON CUSTERS	STAFF REIMBURSEMENT	3,099.00
24/05/2023	95723	SHARON CUSTERS	STAFF REIMBURSEMENT	144.00
17/05/2023	95688	SHARON WILLIAMS	ART SALES	614.40
24/05/2023	95728	SHARON WILLIAMS	ART SALES	370.55
3/05/2023	95370	SHORE COASTAL	COASTAL CONSULTANCY SERVICES	814.00
17/05/2023	95692	SHORE COASTAL	COASTAL CONSULTANCY SERVICES	3,729.00
31/05/2023	95907	SHORE COASTAL	COASTAL CONSULTANCY SERVICES	1,188.00
3/05/2023	95262	SHOREWATER MARINE PTY LTD	MARINE ASSET MAINTENANACE	22,143.00
17/05/2023	95580	SHOREWATER MARINE PTY LTD	MARINE ASSET MAINTENANACE	21,466.12



**LISTING OF PAYMENTS MADE  
UNDER DELEGATED AUTHORITY  
FOR THE MONTH OF MAY 2023**

<b>CHEQUE PAYMENTS</b>	119656 - 119692	120,535.34
<b>ELECTRONIC FUNDS TRANSFER PAYMENTS</b>	95087 - 95398 and 95401 - 95919	8,607,162.91
<b>TRUST ACCOUNT PAYMENTS</b>	EFT# 95399 - 95400	5,503.74
<b>PAYROLL PAYMENTS</b>	01.05.23 - 31.05.23	2,570,825.09
<b>INTERNAL PAYMENT VOUCHERS</b>	DD# 5281 - 5313	209,412.91
		<b>11,513,439.99</b>


24/05/2023	95724	SIGNS & LINES	DIGITAL ENTRY STATEMENT BILLBOARD	5,137.52
31/05/2023	95891	SIGNSMITHS	SIGNAGE SERVICES	1,763.52
17/05/2023	95599	SIMONE GANDOSSINI	ART SALES	48.00
4/05/2023	95096	SMARTSALARY PTY LTD	SALARY PACKAGING SERVICE	18,174.38
18/05/2023	95699	SMARTSALARY PTY LTD	SALARY PACKAGING SERVICE	17,284.38
31/05/2023	95799	SMARTSALARY PTY LTD	SALARY PACKAGING SERVICE	1,157.83
31/05/2023	95911	SMARTSALARY PTY LTD	SALARY PACKAGING SERVICE	16,073.63
3/05/2023	95215	SMITHS DETECTION (AUSTRALIA) PTY LTD	SCREENING EQUIPMENT SUPPLY & MAINTENANCE	28,812.30
3/05/2023	95152	SOGGYBONES	EVENT COORDINATION	1,155.00
3/05/2023	95283	SOILS AINT SOILS	NURSERY SUPPLIES	100.80
17/05/2023	95608	SOILS AINT SOILS	NURSERY SUPPLIES	202.00
3/05/2023	95128	SONIC HEALTH PLUS PTY LTD	OCCUPATIONAL HEALTH SERVICES	154.00
17/05/2023	95432	SONIC HEALTH PLUS PTY LTD	OCCUPATIONAL HEALTH SERVICES	154.00
3/05/2023	95159	SOUTH REGIONAL TAFE	EDUCATION & TRAINING	1,765.80
31/05/2023	95762	SOUTH REGIONAL TAFE	EDUCATION & TRAINING	955.50
3/05/2023	95202	SOUTH WEST GAS	GAS SUPPLY	322.00
31/05/2023	95870	SOUTH WEST MACHINING CENTRE	PLANT MAINTENANCE SERVICES	1,771.00
3/05/2023	95197	SOUTH WEST OFFICE NATIONAL	CRC FURNITURE	8,646.58
17/05/2023	95512	SOUTH WEST OFFICE NATIONAL	STATIONERY	1,703.08
31/05/2023	95789	SOUTH WEST OFFICE NATIONAL	STATIONERY	1,103.93
17/05/2023	95606	SOUTH WEST OUTDOOR LIVING PTY LTD	OUTDOOR BLIND SALES AND INSTALLATION - ADMIN BUILDING	41,350.00
3/05/2023	95322	SOUTH WEST STEEL PRODUCTS	STEEL PRODUCTS SUPPLIER	251.56
17/05/2023	95436	SOUTH WEST WINDSCREENS & TINT	WINDSCREENS & TINTING	300.00
3/05/2023	95171	SOUTHERN ATU SERVICES PTY LTD	WASTE MANAGEMENT SERVICES	165.00
31/05/2023	95774	SOUTHERN ATU SERVICES PTY LTD	WASTE MANAGEMENT SERVICES	654.00
31/05/2023	95784	SOUTHERN HABITAT NURSERY	NURSERY SUPPLIES	2,860.00
3/05/2023	95313	SOUTHERN LOCK AND SECURITY	SECURITY SERVICES	1,017.94
17/05/2023	95633	SOUTHERN LOCK AND SECURITY	SECURITY SERVICES	1,216.16
3/05/2023	95319	SOUTHWEST CABINETS & FURNITURE	OFFICE EQUIPMENT SUPPLIER	4,560.00
3/05/2023	95150	SOUTHWEST OUTDOOR POWER	PLANT PURCHASES / SERVICES / PARTS	210.00
31/05/2023	95758	SOUTHWEST OUTDOOR POWER	PLANT PURCHASES / SERVICES / PARTS	115.00
3/05/2023	95280	SOUTHWEST TYRE SERVICE	PLANT TYRE SUPPLIER / REPAIRER	2,688.00
17/05/2023	95605	SOUTHWEST TYRE SERVICE	PLANT TYRE SUPPLIER / REPAIRER	18,407.00
31/05/2023	95846	SOUTHWEST TYRE SERVICE	PLANT TYRE SUPPLIER / REPAIRER	5,786.60
3/05/2023	95145	SPORTFIRST BUSSELTON	SPORTING PRODUCTS	3,681.77
17/05/2023	95455	SPORTFIRST BUSSELTON	SPORTING PRODUCTS	249.95
31/05/2023	95757	SPORTFIRST BUSSELTON	SPORTING PRODUCTS	440.00
3/05/2023	95188	SPORTSPOWER	SPORT EQUIPMENT SUPPLIER	480.00
17/05/2023	95499	SPORTSPOWER	SPORT EQUIPMENT SUPPLIER	224.40
3/05/2023	95358	SPORTSWORLD OF WA	SPORT EQUIPMENT SUPPLIER	1,095.60
3/05/2023	95308	SPOTLIGHT PTY LTD	VACATION CARE SUPPLIES	105.00
17/05/2023	95627	SPOTLIGHT PTY LTD	VACATION CARE SUPPLIES	1,411.00
3/05/2023	95154	SPRAY MOW	MAINTENANCE SERVICES	20,887.12
17/05/2023	95465	SPRAY MOW	MAINTENANCE SERVICES	10,606.61
31/05/2023	95760	SPRAY MOW	MAINTENANCE SERVICES	1,562.68
31/05/2023	95738	ST JOHN AMBULANCE	TRAINING SERVICES	160.00
31/05/2023	95893	ST JOHN AMBULANCE AUSTRALIA	MEDICAL SUPPLIES	294.28
3/05/2023	95218	STANTEC AUSTRALIA PTY LTD	ENGINEERING SERVICES	1,980.00
17/05/2023	95613	STAR IMS PTY LTD	ERGONOMIC ASSESSMENT	1,476.76
17/05/2023	95575	STATEWIDE DOORS	MAINTENANCE SERVICES	390.00
17/05/2023	95446	STAX CHAIRS	OUTDOOR FURNITURE	792.00
3/05/2023	95307	STEWART & HEATON CLOTHING	PROTECTIVE CLOTHING SUPPLIER	634.39
31/05/2023	95861	STEWART & HEATON CLOTHING	PROTECTIVE CLOTHING SUPPLIER	278.09
3/05/2023	95259	STUART ST CLAIR & ANNE RYAN	COUNCILLOR PAYMENT	2,956.44
17/05/2023	95579	STUART ST CLAIR & ANNE RYAN	COUNCILLOR PAYMENT	317.19
4/05/2023	95376	SUPERCHOICE	SUPERANNUATION	190,068.65
18/05/2023	95708	SUPERCHOICE	SUPERANNUATION	189,247.43
3/05/2023	95362	SURVCON P/L	SURVEY SERVICES	4,995.38
17/05/2023	95673	SURVCON P/L	SURVEY SERVICES	3,630.00
31/05/2023	95900	SURVCON P/L	SURVEY SERVICES	4,620.00
3/05/2023	95217	SURVEYTECH TRAFFIC SURVEYS PTY LTD	TRAFFIC SURVEYS	4,708.00
3/05/2023	95240	SUZANNE WILLIAMS	CROSSOVER SUBSIDY PAYMENT	279.70
3/05/2023	95331	SW PRECISION PRINT	PRINTING SERVICES	231.00
31/05/2023	95782	SWEET & UNIQUE (WA) PTY LTD T/AS LUV A LOLLY	CONFECTIONERY	177.38
3/05/2023	95185	SWEET & UNIQUE (WA) PTY LTD T/AS LUV A LOLLY	CONFECTIONERY	177.38
17/05/2023	95682	SWIMMING WA	GRANT AGREEMENT	4,400.00
10/05/2023	95383	SYNERGY	ELECTRICITY SUPPLIES	124,465.29
24/05/2023	95718	SYNERGY	ELECTRICITY SUPPLIES	52,234.70
31/05/2023	95794	SYNERGY	ELECTRICITY SUPPLIES	3,168.72
17/05/2023	95687	TA & VM MAZEY	ART SALES	35.00
3/05/2023	95180	TALYDEN PTY LTD	CRACK SEALING SERVICES	2,750.00
3/05/2023	95112	TARVIA PTY LTD	ENGINEERING SERVICES	1,716.00
17/05/2023	95408	TARVIA PTY LTD	ENGINEERING SERVICES	6,688.46
31/05/2023	95731	TARVIA PTY LTD	ENGINEERING SERVICES	200.00
31/05/2023	95807	TECH WINDOW	IT SUPPORT AND RETAIL SALES	69.89
3/05/2023	95290	TELSTRA LIMITED	COMMUNICATION SERVICES	11,106.60
31/05/2023	95849	TELSTRA LIMITED	COMMUNICATION SERVICES	16,930.47
17/05/2023	95598	TERRA FIRMA LABORATORIES	CONCRETE, SOIL AND GEOSYNTHETIC TESTING	2,805.00
3/05/2023	95113	THAT GUY'S RECYCLING PTY LTD	RECYCLING E-WASTE SERVICES	1,631.99
3/05/2023	95304	THE ART OF GRAZING	CATERING SERVICES	990.00
3/05/2023	95174	THE AUSCAM FAMILY TRUST T/A SOUND PRO	EQUIPMENT HIRE	1,474.00
31/05/2023	95750	THE CREATIVE CORNER INC	FESTIVAL SPONSORSHIP	3,410.00
3/05/2023	95284	THE MARGARET RIVER NATURAL SPRING WATER	BOTTLED WATER	165.00
3/05/2023	95160	THE TRUSTEE FOR PIGGOTT FAMILY TRUST	EARTHWORK SERVICES	2,475.00
17/05/2023	95451	THE URBAN COFFEE HOUSE	CATERING	310.00



LISTING OF PAYMENTS MADE  
UNDER DELEGATED AUTHORITY  
FOR THE MONTH OF MAY 2023

CHEQUE PAYMENTS	119656 - 119692	120,535.34
ELECTRONIC FUNDS TRANSFER PAYMENTS	95087 - 95398 and 95401 - 95919	8,607,162.91
TRUST ACCOUNT PAYMENTS	EFT# 95399 - 95400	5,503.74
PAYROLL PAYMENTS	01.05.23 - 31.05.23	2,570,825.09
INTERNAL PAYMENT VOUCHERS	DD# 5281 - 5313	209,412.91
		<b>11,513,439.99</b>

17/05/2023	95506	THERESE EDMONDS	WRITING AND TEACHING SERVICE	1,000.00
3/05/2023	95315	TJ DEPIAZZI AND SONS	LAWN SUPPLIES	6,990.51
17/05/2023	95566	TJ PALTRIDGE & AN SCOURTIS	APPLICATION REFUND	150.00
3/05/2023	95232	TODD MAYNE & MEAGHAN DAVIS	BJTP REFUND	268.00
10/05/2023	95382	TOM ANSELL	ART WORKSHOP	4,267.00
3/05/2023	95126	TONIA KLIAN	STAFF REIMBURSEMENT	416.15
3/05/2023	95342	TOTAL EDEN PTY LTD	RETICULATION SUPPLIES	1,006.93
17/05/2023	95658	TOTAL EDEN PTY LTD	RETICULATION SUPPLIES	1,664.25
31/05/2023	95885	TOTAL EDEN PTY LTD	RETICULATION SUPPLIES	299.42
17/05/2023	95680	TOTAL HORTICULTURAL SERVICES	LANDSCAPING SERVICES	24,174.76
17/05/2023	95681	TOTALLY SOUND	EQUIPMENT HIRE	301.57
17/05/2023	95521	TOWIE TIMBER TRAINING	TRAINING SERVICES	2,500.00
31/05/2023	95798	TOWIE TIMBER TRAINING	TRAINING SERVICES	7,500.00
3/05/2023	95374	T-QUIP	MOWER PARTS & SERVICE	666.20
17/05/2023	95698	T-QUIP	MOWER PARTS & SERVICE	2,050.75
31/05/2023	95909	T-QUIP	MOWER PARTS & SERVICE	1,172.40
3/05/2023	95241	TRACY HOPKINS	CROSSOVER SUBSIDY PAYMENT	237.90
3/05/2023	95235	TRACY ILICH	APPLICATION REFUND	200.00
17/05/2023	95684	TRADE HIRE	PLANT HIRE & EQUIPMENT SERVICES	280.88
3/05/2023	95119	TRANEN PTY LTD	VEGETATION REPORT	20,704.54
17/05/2023	95417	TRANEN PTY LTD	VEGETATION REPORT	1,212.26
31/05/2023	95741	TRANEN PTY LTD	VEGETATION REPORT	1,448.37
3/05/2023	95368	TRIATHLON WESTERN AUSTRALIA INC	IRONMAN TRIATHLON	33,000.00
17/05/2023	95456	TROPHIES ON TIME	NAME BADGE SUPPLIER	88.00
17/05/2023	95482	TRUCK CENTRE (WA) PTY LTD	NEW VEHICLE PARTS & SERVICE	1,357.37
31/05/2023	95770	TRUCK CENTRE (WA) PTY LTD	NEW VEHICLE PARTS & SERVICE	5,917.25
3/05/2023	95216	TRUCKLINE	PLANT PURCHASES / SERVICES / PARTS	777.13
17/05/2023	95531	TRUCKLINE	PLANT PURCHASES / SERVICES / PARTS	1,042.13
31/05/2023	95806	TRUCKLINE	PLANT PURCHASES / SERVICES / PARTS	753.13
17/05/2023	95470	TRUE TRACK TRUCK ALIGNING	WHEEL ALIGNMENT SERVICES	360.00
3/05/2023	95237	TUDDI COMPANY	APPLICATION REFUND	1,225.00
24/05/2023	95720	TUTT BRYANT HIRE	WORKSHOP SUPPLIES	8,101.82
3/05/2023	95354	TYREPOWER BUSSELTON	PLANT TYRE SUPPLIER / REPAIRER	55.00
17/05/2023	95668	TYREPOWER BUSSELTON	PLANT TYRE SUPPLIER / REPAIRER	55.00
31/05/2023	95852	UKES BY THE BAY	MUSIC SERVICES	200.00
31/05/2023	95769	UNDALUP ASSOCIATION INC	CANVAS SIGNS	2,913.02
17/05/2023	95458	UNDERCOVERSW	LASER TAG	500.00
3/05/2023	95273	UNITING GLOBAL PTY LTD	CLEANING AND MAINTENANCE SERVICES	22,514.35
17/05/2023	95592	UNITING GLOBAL PTY LTD	CLEANING AND MAINTENANCE SERVICES	99,812.44
31/05/2023	95815	VANESSA ERICKSON	REFUND DOG REGISTRATION	30.00
31/05/2023	95765	VASSE BINS	BULK BIN SERVICES	100.00
3/05/2023	95357	VEOLIA RECYCLING & RECOVERY PTY LTD	WASTE MANAGEMENT SERVICES	2,433.12
17/05/2023	95476	VIVA BOOKS	BOOKS AND GIFTS	126.97
17/05/2023	95535	VIZONA PTY LTD	LIGHT POLES, LED AND SOLAR LIGHTS	2,442.00
4/05/2023	95087	VOIDED	VOIDED	-
4/05/2023	95088	VOIDED	VOIDED	-
4/05/2023	95089	VOIDED	VOIDED	-
4/05/2023	95090	VOIDED	VOIDED	-
4/05/2023	95091	VOIDED	VOIDED	-
4/05/2023	95092	VOIDED	VOIDED	-
4/05/2023	95093	VOIDED	VOIDED	-
4/05/2023	95094	VOIDED	VOIDED	-
4/05/2023	95095	VOIDED	VOIDED	-
3/05/2023	95294	VOIDED	VOIDED	-
10/05/2023	95392	VOIDED	VOIDED	-
17/05/2023	95554	VOIDED	VOIDED	-
31/05/2023	95746	VORGE PTY LTD	GYM GOODS	1,610.40
17/05/2023	95560	W & T DOLAN	RATE REFUND	750.00
3/05/2023	95338	W.A. HINO SALES & SERVICE	PLANT PURCHASES / SERVICES / PARTS	210.98
31/05/2023	95880	W.A. HINO SALES & SERVICE	PLANT PURCHASES / SERVICES / PARTS	1,543.31
17/05/2023	95429	WA NEWSPAPERS LIMITED	ADVERTISING SERVICES	3,905.42
4/05/2023	95101	WA SHIRE COUNCILS	UNION FEES	218.50
18/05/2023	95704	WA SHIRE COUNCILS	UNION FEES	218.50
31/05/2023	95916	WA SHIRE COUNCILS	UNION FEES	218.50
3/05/2023	95108	WALGA	WALGA TRAINING SERVICES	638.00
3/05/2023	95133	WAVES ENVIRONMENTAL PTY LTD	BUSSELTON GROUNDWATER INVESTIGATION	642.47
17/05/2023	95441	WAVES ENVIRONMENTAL PTY LTD	BUSSELTON GROUNDWATER INVESTIGATION	16,670.75
31/05/2023	95751	WAVES ENVIRONMENTAL PTY LTD	BUSSELTON GROUNDWATER INVESTIGATION	3,416.63
17/05/2023	95406	WEATHERSAFE WA	CANVAS SERVICES	3,407.80
3/05/2023	95333	WESFARMERS - BLACKWOODS	FLEET CONSUMABLES & MAINTENANCE PARTS	2,312.43
17/05/2023	95647	WESFARMERS - BLACKWOODS	FLEET CONSUMABLES & MAINTENANCE PARTS	727.01
31/05/2023	95876	WESFARMERS - BLACKWOODS	FLEET CONSUMABLES & MAINTENANCE PARTS	1,110.43
10/05/2023	95396	WESFARMERS KHG	GAS SERVICES	2,253.04
17/05/2023	95652	WEST OZ LINEMARKING	LINE MARKING SERVICES	4,893.08
3/05/2023	95200	WESTBOOKS	LIBRARY RESOURCES	726.59
17/05/2023	95516	WESTBOOKS	LIBRARY RESOURCES	873.31
31/05/2023	95795	WESTBOOKS	LIBRARY RESOURCES	136.55
3/05/2023	95225	WESTERN GROWERS FRESH	CATERING	299.00
17/05/2023	95543	WESTERN GROWERS FRESH	CATERING	632.00
31/05/2023	95811	WESTERN GROWERS FRESH	CATERING	124.00
17/05/2023	95460	WESTERN IRRIGATION PTY LTD	BORE AND IRRIGATION SERVICES	2,750.00
3/05/2023	95337	WESTRAC P/L	PLANT PURCHASES / SERVICES / PARTS	17,744.09
17/05/2023	95653	WESTRAC P/L	PLANT PURCHASES / SERVICES / PARTS	3,916.06
31/05/2023	95879	WESTRAC P/L	PLANT PURCHASES / SERVICES / PARTS	3,170.90
17/05/2023	95610	WHS CONSULTANTS PTY LTD	HEALTH AND SAFETY CONSULTANCY SERVICES	1,408.00



LISTING OF PAYMENTS MADE  
UNDER DELEGATED AUTHORITY  
FOR THE MONTH OF MAY 2023

CHEQUE PAYMENTS	119656 - 119692	120,535.34
ELECTRONIC FUNDS TRANSFER PAYMENTS	95087 - 95398 and 95401 - 95919	8,607,162.91
TRUST ACCOUNT PAYMENTS	EFT# 95399 - 95400	5,503.74
PAYROLL PAYMENTS	01.05.23 - 31.05.23	2,570,825.09
INTERNAL PAYMENT VOUCHERS	DD# 5281 - 5313	209,412.91
		<b>11,513,439.99</b>

3/05/2023	95326	WINC AUSTRALIA PTY LTD	STATIONERY SUPPLIER	355.46
17/05/2023	95642	WINC AUSTRALIA PTY LTD	STATIONERY SUPPLIER	1,385.18
31/05/2023	95873	WINC AUSTRALIA PTY LTD	STATIONERY SUPPLIER	235.05
3/05/2023	95118	WIZID PTY LTD	POOL ENTRY WRISTBANDS	159.50
31/05/2023	95740	WIZID PTY LTD	POOL ENTRY WRISTBANDS	250.80
31/05/2023	95899	WML CONSULTANTS PTY LTD	CONSULTANCY SERVICES	11,605.00
31/05/2023	95842	WOOLWORTHS GROUP LIMITED	GROCERIES	100.95
3/05/2023	95341	WORK CLOBBER	PROTECTIVE CLOTHING SUPPLIER	2,169.00
17/05/2023	95656	WORK CLOBBER	PROTECTIVE CLOTHING SUPPLIER	367.00
31/05/2023	95882	WORK CLOBBER	PROTECTIVE CLOTHING SUPPLIER	1,818.00
31/05/2023	95847	WORKMATE TRAILERS	TRAILER MANUFACTURE	9,700.00
17/05/2023	95488	WOW WIPES	GYM ANTIBACTERIAL WIPES	1,282.82
3/05/2023	95356	WREN OIL	WASTE OIL SERVICES	16.50
3/05/2023	95350	WRIGHT EXPRESS AUSTRALIA PTY LTD (COLES)	COUNCIL & STAFF REFRESHMENTS	1,156.38
10/05/2023	95397	WRIGHT EXPRESS AUSTRALIA PTY LTD (COLES)	COUNCIL & STAFF REFRESHMENTS	365.77
17/05/2023	95664	WRIGHT EXPRESS AUSTRALIA PTY LTD (COLES)	COUNCIL & STAFF REFRESHMENTS	1,054.75
24/05/2023	95727	WRIGHT EXPRESS AUSTRALIA PTY LTD (COLES)	COUNCIL & STAFF REFRESHMENTS	179.93
31/05/2023	95730	XPANSE PTY LTD	COMPUTER SOFTWARE SUPPLIER	40,931.36
3/05/2023	95155	YAHAVA KOFFEE WORKS WHOLESALE	CATERING	730.00
17/05/2023	95466	YAHAVA KOFFEE WORKS WHOLESALE	CATERING	438.45
31/05/2023	95761	YAHAVA KOFFEE WORKS WHOLESALE	CATERING	400.00
31/05/2023	95800	YALLINGUP BOARDRIDERS INC	DONATION	7,000.00
3/05/2023	95300	ZEST FLOWERS	FLORAL ARRANGEMENTS	132.00
3/05/2023	95285	ZONE 50 ENGINEERING SURVEYS PTY LTD	SURVEYING SERVICES	1,784.75
				<b>8,607,162.91</b>

TRUST PAYMENTS MAY 2023				
DATE	REF #	NAME	DESCRIPTION	AMOUNT \$
10/05/2023	95400	BUILDING & CONSTRUCTION INDUSTRY TRAINING	CTF LEVY	5,363.49
10/05/2023	95399	CITY OF BUSSELTON - EFT	INTERNAL PAYMENTS / COMMISSIONS	140.25
				<b>5,503.74</b>

INTERNAL PAYMENT VOUCHERS (DIRECT DEBITS) MAY 2023				
DATE	REF #	NAME	DESCRIPTION	AMOUNT \$
19/05/2023	5305	A DOEED	REFUND OF ANIMAL TRAP BOND	200.00
2/05/2023	5282	ACTON BELLE PROPERTY SW	REFUND OF RATE OVERPAYMENT	1,664.62
17/05/2023	5304	ACTON BELLE PROPERTY SW	REFUND OF RATE OVERPAYMENT	11,119.00
29/05/2023	5310	AMPOL AUSTRALIA PETROLEUM PTY LTD	FUEL SERVICES	88,213.00
1/05/2023	5281	ANZ BANK	BANK FEES	4,000.00
1/05/2023	5286	ANZ BANK	BANK FEES	2.00
1/05/2023	5289	ANZ BANK	BANK FEES	5,354.40
1/05/2023	5293	ANZ BANK	BANK FEES	15.25
4/05/2023	5294	ANZ BANK	BANK FEES	764.18
4/05/2023	5295	ANZ BANK	BANK FEES	140.80
4/05/2023	5296	ANZ BANK	BANK FEES	205.06
4/05/2023	5299	ANZ BANK	BANK FEES	1,239.01
8/05/2023	5313	ANZ BANK	CREDIT CARD PAYMENT	17,305.67
		AHRI LTD	PROFESSIONAL MEMBERSHIP	396.00
		AMPOL BUSSELTON	FUEL - CEO VEHICLE	134.90
		Apple iCloud STORAGE	iCLOUD STORAGE - O. DARBY	4.49
		CONFERENCE LOGISTICS	AMaGa NATIONAL CONFERENCE	76.50
		DEPUTY	DEPUTY ROSTERING SYSTEM GLC	880.00
		DOMINOS- YOUTH SERVICES	CATERING- SATURDAY NIGHT PROGRAM	246.98
		DOMINOS- YOUTH SERVICES	CATERING- SATURDAY NIGHT PROGRAM	277.98
		DOMINOS- YOUTH SERVICES	CATERING- SATURDAY NIGHT PROGRAM	110.00
		DWER - WATER PERTH	CLEARING PERMIT	2,400.00
		ESP FREMANTLERVDGESOPI FREMANTLE	MEAL- COASTAL FORUM 28-31st MARCH P.NEEDHAM	115.15
		ESPLANADE HOTEL FREMANTLE	ACCOMMODATION- 2023 COASTAL HAZARDS CONFERENCE- MAYOR HENLEY	562.31
		ESPLANADE HOTEL FREMANTLE	ACCOMMODATION- 2023 COASTAL HAZARDS CONFERENCE- Cr PAINE	556.00
		EVENTBRITE-SHELTER WA	HOMELESSNESS KNOWLEDGE TRAINING K.HAMPSON	220.00
		FRASER SUITES PERTH	TRAINING ACCOMMODATION- AIBS CONFERENCE-J.JONES	410.00
		FRASER SUITES PERTH	TRAINING ACCOMMODATION- AIBS CONFERENCE-R.GUZZOMI	410.00
		GOODSYN	GOODSYN SERVER SOFTWARE	772.26
		HARVEY NORMAN AV/IT BUSSELTON	MOBILE ACCESSORIES-CEO PHONE	372.84
		JETSTAR FLIGHTS BSN TO MELB	FLIGHTS FOR NATIONAL REGIONAL & ECONOMIC DEVELOPMENT SUMMIT- MAYOR HENLEY	550.33
		KARRATHA ADVENTURE SPORTS	VOUCHER-STAFF FAREWELL GIFT-M.BRETON	200.00
		MAILCHIMP	ELECTRONIC NEWSLETTER PR	373.10
		MAILCHIMP -ARTGEO	ELECTRONIC MARKETING -ARTGEO	106.18
		MAILCHIMP-ELECTRONIC MARKETING	LIBRARY NEWSLETTER AND MARKETING	118.74
		MARGARET RIVER MEDICAL	PRE EMPLOYMENT MEDICAL	132.00
		MESSAGEMEDIA	GLC - CUSTOMER RETENTION AND CONTACT SYSTEM	46.64
		MWAVE	SERVER ADAPTER	335.87
		PARKING* RYDGES FREQ	PARKING- COASTAL FORUM 28-31st MARCH P.NEEDHAM	90.00
		PEKO PEKO DUNSBOROUGH	CATERING WILDOOD RD/PECCAVI ESTATE FIRE -INC612085	413.50
		QUEST JOONDALUP	ACCOMMODATION- CEMETERIES SEMINAR	714.90
		QUEST KINGS PARK WEST PERTH	TRAINING ACCOMMODATION	656.00
		SAFETYCULTURE HYDE PARK	SAFETY CULTURE IAUDITOR ANNUAL PLAN	1,755.60
		SENDGRID	EMAIL PROGRAM FOR CUSTOMER RETENTION AND CONTACT-GLC	30.58
		SENSATIONS CAFE	PORT GEO MEETING- CEO/MAYOR	11.50
		SPOTIFY	MUSIC FOR YOUTH EVENTS	18.99
		ST JOHN AMBULANCE	FIRST AID FOR RMENTAL HEALTH -S.GILLIAN	175.00
		TEAMVIEWER PTY LTD ADELAIDE	TEAMVIEWER ANNUAL SUBSCRIPTION	1,658.51
		TICKETS- SEGRA FOUNDATION	NATIONAL REGIONAL & ECONOMIC DEVELOPMENT SUMMIT 2023-MAYOR HENLEY	792.00
		TICKETS- STATE BUDGET LUNCH BGCC	STATE BUDGET LUNCH 12 MAY- MAYOR HENLEY	90.00
		TICKETS- STATE BUDGET LUNCH BGCC	STATE BUDGET LUNCH 12 MAY- Cr PAINE, Cr LOVE, Cr RICHARDS	270.00



LISTING OF PAYMENTS MADE  
UNDER DELEGATED AUTHORITY  
FOR THE MONTH OF MAY 2023

CHEQUE PAYMENTS	119656 - 119692	120,535.34
ELECTRONIC FUNDS TRANSFER PAYMENTS	95087 - 95398 and 95401 - 95919	8,607,162.91
TRUST ACCOUNT PAYMENTS	EFT# 95399 - 95400	5,503.74
PAYROLL PAYMENTS	01.05.23 - 31.05.23	2,570,825.09
INTERNAL PAYMENT VOUCHERS	DD# 5281 - 5313	209,412.91
		<b>11,513,439.99</b>

		TICKETS- STATE BUDGET LUNCH MRCCI	STATE BUDGET LUNCH 12 MAY- CEO	56.88
		TICKETS- STATE BUDGET LUNCH MRCCI	STATE BUDGET LUNCH 12 MAY- Cr CRONIN	56.88
		TICKETS-SUSTAINABILITY COURSE	SUSTAINABILITY COURSE FOR GREEN TASK FORCE- C.PHILLIPOFF	92.96
		TRY BOOKING- LGIS TRAINING	GETTING BACK TO WORK TRAINING- J MOFFETT	150.50
		VASSE TAVERN	CONCILLORS DINNER AFTER PUBLIC AGENDA PRESENTATION MEETING	275.50
		WEST AUSTRALIAN	DIGITAL SUBSCRIPTION	28.00
		WILSON PARKING PERTH	PARKING- COASTAL FORUM 28-31st MARCH P.NEEDHAM	30.38
		ZOOM	MONTHLY SUBSCRIPTION	129.72
18/05/2023	5306	C & A HEYRING	REFUND OF RATE OVERPAYMENT	5,824.00
23/05/2023	5308	CHESTER	REFUND OF ANIMAL TRAP BOND	100.00
5/05/2023	5292	COMMONWEALTH BANK	BANK FEES	310.88
15/05/2023	5300	COMMONWEALTH BANK	BANK FEES	11.80
12/05/2023	5291	CR. MIKAYLA LOVE	COUNCILLOR PAYMENT	333.60
30/05/2023	5312	D CAMPBELL	REFUND OF ANIMAL TRAP BOND	100.00
12/05/2023	5298	DAWES & SONS PTY LTD	TOWN PLAN & ROAD BOND REFUND	12,543.48
11/05/2023	5302	E HILL & R MUCAHY	REFUND OF APPLICATION	171.65
12/05/2023	5307	E LINDORES	REFUND OF HALL & KEY DEPOSITS	200.00
3/05/2023	5283	EDMUNDS	REFUND OF RATE OVERPAYMENT	508.25
12/05/2023	5297	F LUNDY	REFUND OF ANIMAL TRAP BOND	100.00
11/05/2023	5301	FORESTOAK PTY LTD	REFUND OF APPLICATION	2,398.55
11/05/2023	5302	FORESTOAK PTY LTD	REFUND OF APPLICATION	2,398.55
26/05/2023	5311	G SPENCER	REFUND OF ANIMAL TRAP BOND	100.00
5/05/2023	5285	JA QUIRK	REFUND OF RATE OVERPAYMENT	320.00
3/05/2023	5287	K BLISS	REFUND OF HALL & KEY DEPOSITS	1,000.00
1/05/2023	5288	LES MILLS ASIA PACIFIC	CONTRACT FEES	629.82
1/05/2023	5290	LES MILLS ASIA PACIFIC	CONTRACT FEES	524.85
4/05/2023	5284	LJ ABDO	REFUND OF APPLICATION	147.00
3/05/2023	5287	M FRY	REFUND OF HALL & KEY DEPOSITS	200.00
4/05/2023	5284	RJ HAPP	REFUND OF APPLICATION	3,384.00
3/05/2023	5283	RUSHLAND PTY LTD	REFUND OF RATE OVERPAYMENT	575.00
3/05/2023	5283	URBANI	REFUND OF RATE OVERPAYMENT	500.00
12/05/2023	5298	WEBBER	REFUND OF RATE OVERPAYMENT	74.24
23/05/2023	5309	WORMMALL CIVIL PTY LTD	REFUND OF APPLICATION	167.00
16/05/2023	5303	YOLK PROPERTY GROUP	REFUND OF APPLICATION	46,567.25
				<b>209,412.91</b>

## 6.2 FINANCIAL ACTIVITY STATEMENTS - YEAR TO DATE 31 MAY 2023

<b>Strategic Theme:</b>	Key Theme 4: Leadership 4.2 Deliver governance systems that facilitate open, ethical and transparent decision making. 4.5 Responsibly manage ratepayer funds to provide for community needs now and in the future.
<b>Directorate:</b>	Finance and Corporate Services
<b>Reporting Officer:</b>	Manager Financial Services - Paul Sheridan
<b>Authorised By:</b>	Acting Director Finance and Corporate Services - Sarah Pierson
<b>Nature of Decision:</b>	Legislative: adoption of “legislative documents” such as local laws, local planning schemes and local planning policies. Executive: Substantial direction setting, including adopting budgets, strategies, plans and policies (excluding local planning policies); funding, donations and sponsorships; reviewing committee recommendations.
<b>Voting Requirements:</b>	Absolute Majority
<b>Disclosures of Interest:</b>	No officers preparing this item have an interest to declare.
<b>Attachments:</b>	1. Loan Schedule - May 2023 [6.2.1 - 1 page] 2. Investment Report - May 2023 [6.2.2 - 1 page] 3. Financial Activity Statement - May 2023 [6.2.3 - 18 pages]

### COMMITTEE RECOMMENDATION

**F2307/031** Moved Cr Jodie Richards, seconded Cr Phill Cronin

**That the Council receives the statutory financial activity statement reports for the period ending 31 May 2023, pursuant to Regulation 34(4) of the *Local Government (Financial Management) Regulations 1996*.**

**CARRIED 5 / 0**

### OFFICER RECOMMENDATION

That the Council receives the statutory financial activity statement reports for the period ending 31 May 2023, pursuant to Regulation 34(4) of the *Local Government (Financial Management) Regulations 1996*.

### EXECUTIVE SUMMARY

Pursuant to Section 6.4 of the *Local Government Act 1995* (the Act) and Regulation 34(4) of the *Local Government (Financial Management) Regulations 1996* (the Regulations), a local government is to prepare, on a monthly basis, a statement of financial activity that reports on the City’s financial performance in relation to its adopted / amended budget.

This report has been compiled to fulfil the statutory reporting requirements of the Act and associated Regulations, whilst also providing the Council with an overview of the City’s financial performance on a year to date basis, for the period ending 31 May 2023.

## STRATEGIC CONTEXT

Provision of the financial activity statements, while a statutory requirement, also supports open and accountable governance.

## BACKGROUND

The Regulations detail the form and manner in which financial activity statements are to be presented to the Council on a monthly basis, and are to include the following:

- Annual budget estimates
- Budget estimates to the end of the month in which the statement relates
- Actual amounts of revenue and expenditure to the end of the month in which the statement relates
- Material variances between budget estimates and actual revenue/expenditure (including an explanation of any material variances)
- The net current assets at the end of the month to which the statement relates (including an explanation of the composition of the net current position)

Additionally, and pursuant to Regulation 34(5) of the Regulations, a local government is required to adopt a material variance reporting threshold in each financial year. At its meeting on 3<sup>rd</sup> August 2022, the Council adopted (C2208/198) the following material variance reporting threshold for the 2022/23 financial year:

*That pursuant to Regulation 34(5) of the Local Government (Financial Management) Regulations, the Council adopts a material variance reporting threshold with respect to financial activity statement reporting for the 2022/23 financial year as follows:*

- *Variances equal to or greater than 10% of the year to date budget amount as detailed in the Income Statement by Nature and Type/Statement of Financial Activity report, however variances due to timing differences and/or seasonal adjustments are to be reported only if not to do so would present an incomplete picture of the financial performance for a particular period; and*
- *Reporting of variances only applies for amounts greater than \$50,000.*

## OFFICER COMMENT

In order to fulfil statutory reporting requirements and to provide the Council with a synopsis of the City's overall financial performance on a year to date basis, the following financial reports are attached hereto:

### Statement of Financial Activity

This report provides details of the City's operating revenues and expenditures on a year to date basis, by nature and type (i.e. description). The report has been further extrapolated to include details of non-cash adjustments and capital revenues and expenditures, to identify the City's net current position; which reconciles with that reflected in the associated Net Current Position report.

### Net Current Position

This report provides details of the composition of the net current asset position on a full year basis, and reconciles with the net current position as per the Statement of Financial Activity.

### Capital Acquisition Report

This report provides full year budget performance (by line item) in respect of the following capital expenditure activities:

- Land and Buildings
- Plant and Equipment
- Furniture and Equipment
- Infrastructure

### Reserve Movements Report

This report provides summary details of transfers to and from reserve funds, and associated interest earnings on reserve funds, on a full year basis.

Additional reports and/or charts can be provided as required to further supplement the information comprised within the statutory financial reports.

### **Comments on Financial Activity to 31 May 2023**

The Statement of Financial Activity (FAS) for the year to date (YTD) shows an overall Net Current Position of \$5.7M as opposed to the YTD budget of **(\$23.3M)**. Although this represents a positive variance of \$29M YTD, it should be noted that due to system issues related to the implementation of the new system based budgeting tool, the budget timing of the transfers from reserves and restricted assets was misaligned (all in June), making it appear that we have budgeted for a deficit YTD. Historically at this time of the FY, the net current position becomes closer to breakeven, as is evident from the full year budgeted position of a surplus of \$432K.

The following table summarises the major YTD variances that appear on the face of the FAS, which, in accordance with Council's adopted material variance reporting threshold, collectively make up the above difference. Each numbered item in this lead table is explained further in the report.



Description	2022/23 Actual YTD \$	2022/23 Amended Budget YTD \$	2022/23 Amended Budget \$	2022/23 YTD Bud Variance %	2022/23 YTD Bud Variance \$	Change in Variance Current Month \$
<b>Revenue from Ordinary Activities</b>				<b>11.89%</b>	<b>9,180,054</b>	<b>1,742,539</b>
1. Operating Grants, Subsidies and Contributions	3,451,815	2,291,858	3,432,638	50.61%	1,159,957	663,968
2. Fees & Charges	21,132,816	15,474,832	19,894,021	36.56%	5,657,984	627,803
3. Other Revenue	522,705	322,133	351,906	62.26%	200,572	86,487
4. Interest Earnings	3,843,256	1,738,478	2,019,250	121.07%	2,104,778	383,735
<b>Expenses from Ordinary Activities</b>				<b>(16.27%)</b>	<b>(11,458,947)</b>	<b>(2,091,351)</b>
5. Materials & Contracts	(18,840,143)	(11,947,629)	(23,421,561)	(57.69%)	(6,892,514)	(1,304,110)
6. Utilities (Gas, Electricity, Water etc)	(2,504,444)	(2,192,406)	(2,876,680)	(14.23%)	(312,037)	(93,394)
7. Insurance Expenses	(869,528)	(635,825)	(652,369)	(36.76%)	(233,703)	(82)
8. Other Expenditure	(4,435,682)	(2,385,846)	(7,627,766)	(85.92%)	(2,049,836)	(92,507)
9. Non-Operating Grants, Subsidies and Contributions	11,896,553	594,396	33,439,826	1901.45%	11,302,157	1,711,527
<b>Capital Revenue &amp; (Expenditure) Net</b>				<b>35.45%</b>	<b>19,273,406</b>	<b>13,876,404</b>
10. Land & Buildings	(11,266,122)	(14,828,171)	(41,671,124)	24.02%	3,562,049	63,247
Plant & Equipment	(1,694,834)	(1,313,939)	(4,773,534)	(28.99%)	(380,895)	(610,795)
Furniture & Equipment	(781,848)	(632,865)	(1,152,956)	(23.54%)	(148,983)	(74,750)
Infrastructure	(13,561,637)	(17,377,055)	(24,396,525)	21.96%	3,815,417	272,629
11. Proceeds from New Loans	6,500,000	0	6,750,000	100.00%	6,500,000	0
12. Transfer to Restricted Assets	(28,603,922)	0	0	(100.00%)	(28,603,922)	(5,604,052)
13. Transfer from Restricted Assets	21,090,384	640,625	13,038,048	3192.16%	20,449,759	5,541,698
14. Transfer from Reserves	15,459,458	492,391	40,835,585	3039.67%	14,967,067	5,893,461

### Revenue from Ordinary Activities

In total, revenue from Ordinary Activities is 11.9% or \$9.1M ahead of budget YTD. The material variance items contained within this category, on the face of the FAS, are explained below.

## 1. Operating Grants, Subsidies and Contributions

Ahead of YTD budget by \$1.2M, or 50.6%, mainly due to the items listed in the table below:

Cost Centre Code	Cost Centre Code Description	Actual YTD \$	Amended Budget YTD \$	Variance YTD \$	Variance YTD %	Change in Variance Current Month \$
<b><i>Finance and Corporate Services</i></b>		1,080,887	810,926	269,961	33.3%	71,029
1028	Governance and Corporate Services	29,572	-	29,572	100.0%	-
Actuals relate to 2 x Parenting Leave Reimbursements which were not budgeted for. These are offset by the actual wages paid to the employee while on parental leave.						
1030	Human Resources	40,703	-	40,703	100.0%	1,654
The actuals relate primarily to Workcover wages reimbursement from LGIS. This is not something that can be reliably estimated, hence there is no budget figure for the year.						
1033	Financial Services	62,492	152,555	(90,063)	(59.0%)	5,105
The variance to budget relates to mainly Insurance Reimbursements. The total budget for the year is an estimate based on prior years, with monthly timing difficult to forecast accurately due to not knowing in advance when insurance claims will need to be made.						
1034	General Purpose Funding	746,053	554,587	191,465	34.5%	43,970
The annual Financial Assistance Grants from the state government are received each year in 4 instalments. At the time of setting the budget, estimates were made based on prior years receipts, incremented by projected LGCI. Final FAGS distributions, finalised after the budget was set, were higher than initially forecast. As such there is higher than anticipated grant revenue in this area YTD, and this will continue through to the end of the financial year.						
1036	Information Technology	12,751	23	12,727	54297.8%	10,091
Trainee subsidies received that were not fully budgeted for as it was not known at the time of setting the budget the extent to which trainees would or could be available.						
1038	Records	14,624	-	14,624	100.0%	-
Actuals relate to Parenting Leave Reimbursements which were not budgeted for. These are offset by the actual wages paid to the employee while on parental leave.						
1041	Land and Property Leasing	162,007	95,732	66,275	69.2%	8,797
When the budget was created there were no allocations for utility charge reimbursements for certain properties (i.e. the amounts the tenants of the Microbrewery, Interpretive Centre and UWO pay the City to reimburse the City for utility charges were budgeted as \$0). YTD the City has received revenue for reimbursements across those properties which explains most of the current exceedance and also why the budget will likely be exceeded at year end.						
<b><i>Community and Commercial Services</i></b>		<b>260,860</b>	<b>166,324</b>	<b>94,535</b>	<b>56.8%</b>	<b>77,238</b>
1005	Library Services	71,853	44,560	27,293	61.2%	2,977
\$7K relates to unbudgeted Parenting Leave Reimbursements (offset in parental leave wages), and the remainder is a timing difference with all of the budgeted operating grants having been received ahead of budget.						
1007	Airport Operations	4,710	59,523	(54,813)	(92.1%)	2,257
The variance relates mainly to the \$50K RADS grant for the DOT Strategic Airport Asset and Financial management Framework. With delays in populating the Framework due to technical/functionality issues, the RADS grant will not be received in the 2022/23 FY.						

Cost Centre Code	Cost Centre Code Description	Actual YTD \$	Amended Budget YTD \$	Variance YTD \$	Variance YTD %	Change in Variance Current Month \$
1009	Community and Recreation Management	153,825	60,000	93,825	156.4%	59,343
The positive variance is largely timing related, with the majority of the budget being allocated to June. There will however be a positive variance by year end due to receiving unbudgeted wage subsidies form the Department of Training for prior year trainees.						
1011	Leisure Centres	19,415	-	19,415	100.0%	6,668
\$7K relates to unbudgeted Parenting Leave Reimbursements (offset in parental leave wages), and the remainder relates to a grant for a JobSkills Trainee that was not budgeted for (also offset by slightly higher wages).						
<b><i>Planning and Development Services</i></b>		<b>659,164</b>	<b>521,911</b>	<b>137,253</b>	<b>26.3%</b>	<b>45,064</b>
1043	Planning and Development Directorate Admin	20,008	-	20,008	100.0%	-
This is a final recoup of the Healthy Estuaries grant that was not budgeted.						
1048	Statutory Planning	14,716	2,112	12,604	596.7%	(2,112)
The variance relates to unbudgeted Parenting Leave Reimbursements. These are offset by the actual wages paid to the employee while on parental leave.						
1049	Strategic Planning Management	15,200	-	15,200	100.0%	-
This is the final grant payment as part of the Coastal Adaptation Strategy. It was expected in the 21/22 year, and was therefore not budgeted for in this FY.						
1051	Environmental Health Services	75,111	-	75,111	100.0%	-
This is a timing variance with budgets allocated to June and actual operating contributions already reconciled and recouped in relation to the CLAG mosquito program with neighbouring shires.						
<b><i>Engineering and Works Services</i></b>		<b>1,450,904</b>	<b>792,512</b>	<b>658,392</b>	<b>83.1%</b>	<b>470,637</b>
1014	Engineering and Works Directorate	822,725	681,283	141,443	20.8%	413,910
The variance relates to the timing of when we have budgeted to receive the license fee payable by Busselton Jetty INC, as opposed to when it actually has been and will be received. The total fee is payable in two parts during the financial year. The first payment has been made, the second payment has been invoiced and is due to be received by the end of May 2023. The total received is expected to be as per the full year budget.						
1015	Operations and Works Management	148,263	64,295	83,967	130.6%	11,098
Actuals and budget relate to Workers Compensation Insurance Reimbursements, which are difficult to predict with any degree of accuracy, and are usually based on historical trends.						
1016	Construction and Maintenance	122,874	-	122,874	100.0%	-
Actuals relate to unbudgeted insurance recoveries for Gale Road bridge repairs and maintenance, and reimbursements from RAC for the charging station costs in Busselton and Dunsborough.						

Cost Centre Code	Cost Centre Code Description	Actual YTD \$	Amended Budget YTD \$	Variance YTD \$	Variance YTD %	Change in Variance Current Month \$
1017	Parks & Gardens	147,957	33,858	114,099	337.0%	(33,080)
Positive variance to budget relates mainly to the Southwest Catchments Council's grants in the Environmental Management area, of \$65K. The rest relates to unbudgeted insurance recoveries, plus an additional amount received from Main Roads for verge maintenance.						
1019	Facilities Maintenance	109,523	-	109,523	100.0%	63,017
The positive variance is due to the allocation of utilities reimbursements from tenants, which were budgeted in a different area. A review of that budget indicates that we are expecting to recover more than expected by year end overall, due to higher actual utility costs.						
1025	Fleet Management	82,077	-	82,077	100.0%	11,810
Actuals relate to Fuel Rebates received, with the full year budget of \$117K allocated to June. Due to the ATO cutting the excise rate, the fuel rebates will come in considerably less than budget by year end.						

## 2. Fees & Charges

Ahead of YTD budget by \$5.7M, or 36.6%, mainly due to the items listed in the table below:

Cost Centre Code	Cost Centre Code Description	Actual YTD \$	Amended Budget YTD \$	Variance YTD \$	Variance YTD %	Change in Variance Current Month \$
<b><i>Finance and Corporate Services</i></b>		<b>1,174,958</b>	<b>1,031,860</b>	<b>143,098</b>	<b>13.9%</b>	<b>19,728</b>
1034	General Purpose Funding	60,343	73,159	(12,816)	(17.5%)	(1,170)
Lower than expected property information and settlement/search requests.						
1041	Land and Property Leasing	517,263	373,172	144,091	38.6%	23,283
The variance is primarily as a result of timing issues caused by how the budget has been spread (e.g. rental payments have been received ahead of where they were allocated in the budget). Lease revenue is forecasted to be significantly lower for the Goose Café (rent concession granted by Council during rebuild), Old Tennis Club Building (delays with entering into a lease with new tenant) and Peel Terrace Building (delays with entering into a lease with new tenant after CQU vacated).						
1042	Aged and Community Housing	492,615	475,125	17,490	3.7%	2,922
Income fluctuates depending on financial status of tenants and is difficult to predict accurately.						
<b><i>Community and Commercial Services</i></b>		<b>8,589,253</b>	<b>3,734,259</b>	<b>4,854,994</b>	<b>130.0%</b>	<b>507,472</b>
1001	Community & Commercial Directorate Administration	1,685,289	1,228,860	456,429	37.1%	44,967
Significantly ahead of budget YTD due to much higher levels of caravan park visitations than originally forecast.						
1003	Cultural Precinct	39,987	15,391	24,595	159.8%	2,183
Higher than forecast YTD retail and art sales have been achieved due to the successful Margaret River Open Studios event and commercial rent was also received earlier than forecast.						

Cost Centre Code	Cost Centre Code Description	Actual YTD \$	Amended Budget YTD \$	Variance YTD \$	Variance YTD %	Change in Variance Current Month \$
1004	Events	36,521	-	36,521	100.0%	2,968
The variance relates to timing differences in terms of how the budget has been spread (all allocated to June). We are on target to slightly exceed the full year budget of \$35K.						
1005	Library Services	37,664	17,117	20,547	120.0%	2,235
Much higher than expected printing and photocopying fees raised YTD, but are expected to come close to the full year budget.						
1007	Airport Operations	3,948,865	2,302,311	1,646,554	71.5%	227,678
Significantly ahead of budget YTD due to much higher levels of visitations than originally forecast, giving rise to increased passenger, landing and car parking fees at the airport.						
1008	Economic and Business Development	56,334	29,673	26,662	89.9%	19,634
Hire fees are over YTD and overall in this category it is forecast to be over budget by year end.						
1009	Community and Recreation Management	136,952	-	136,952	100.0%	28,055
The YTD variance relates to timing, in terms of how the budget has been spread (all allocated to June). In relation to the full year budget, the following is forecast:						
<ul style="list-style-type: none"> <li>• Hire fees – on track to 90% achievement of budget</li> <li>• Hire of Buildings – on track to achieve</li> <li>• Hire Sporting grounds – on track to achieve</li> <li>• Event application fee – Exceed budget</li> </ul>						
1011	Leisure Centres	2,648,252	138,157	2,510,095	1816.8%	179,752
The YTD variance relates to timing issues in terms of how the budget has been spread (majority allocated in June). Based on the trend of YTD actuals, when compared to the full year budget we are expecting to exceed this by approximately \$180K by the end of the financial year. This is largely due to a spike in stadium hire, kiosk income, and swimming pool revenue above what was expected.						
<b><i>Planning and Development Services</i></b>		<b>2,333,104</b>	<b>2,216,313</b>	<b>116,791</b>	<b>5.3%</b>	<b>62,700</b>
1046	Building Services	645,030	657,307	(12,278)	(1.9%)	10,415
Fees income is determined by the volume and construction costs of building activity. Fee income is budgeted on a best estimate basis, but is inherently uncertain. Building activity has continued at elevated levels, but reduced slightly over the last few months.						
1048	Statutory Planning	835,454	677,502	157,952	23.3%	29,870
Fees income is determined by the volume and value of development activity. Fees income is budgeted on a best estimate basis, but is inherently uncertain. Development activity has continued at elevated levels so far in 22/23.						
1049	Strategic Planning Management	61,827	50,195	11,631	23.2%	8,238
The variance relates to an increase in fees from structure plans and rezoning proposals submitted.						
1051	Environmental Health Services	536,449	563,788	(27,338)	(4.8%)	16,455
Fee income varies over the months due to a combination of volume of services required, and bulk processing of some annual fees in May which will lead to increasing monthly fees in June towards the end of the financial year.						

Cost Centre Code	Cost Centre Code Description	Actual YTD \$	Amended Budget YTD \$	Variance YTD \$	Variance YTD %	Change in Variance Current Month \$
1054	Ranger and Emergency Management	147,912	166,351	(18,439)	(11.1%)	(2,227)
Principally due to overdue animal registration fees.						
<b><i>Engineering and Works Services</i></b>		<b>9,038,594</b>	<b>8,492,400</b>	<b>546,194</b>	<b>6.4%</b>	<b>42,506</b>
1020	Engineering Technical Management	149,031	89,745	59,286	66.1%	18,765
The increase in revenue for the Engineering and Technical Management area can directly be attributed to the increase in development. This is specific to the increased number of Traffic Management Plans approved, as well as an increase in Sub-Division Supervision Fees.						
1024	Waste and Fleet Management	8,887,019	8,395,268	491,751	5.9%	21,828
Positive variance due to increased revenue from additional rateable properties coming online, as well as Waste Facilities receiving volumes above the forecasted amounts.						

### 3. Other Revenue

Ahead of YTD budget by \$201K, or 62.3%, mainly due to the items listed in the table below:

Cost Centre Code	Cost Centre Code Description	Actual YTD \$	Amended Budget YTD \$	Variance YTD \$	Variance YTD %	Change in Variance Current Month \$
<b><i>Finance &amp; Corporate Services</i></b>		<b>62,206</b>	<b>25,638</b>	<b>36,568</b>	<b>142.6%</b>	<b>961</b>
1034	General Purpose Funding	22,137	7,336	14,801	201.8%	-
Timing variance due to budget spread of the ESL admin fees received, and where they were previously allocated. The actual amount received is representative of prior year's ESL administration fees received.						
1037	Customer Service	35,885	17,673	18,212	103.0%	1,323
This account relates to Cemetery memorials, where there has been higher demand year to date, and the Sale of Number plates which has also had much higher demand than anticipated.						
<b><i>Community &amp; Commercial Services</i></b>		<b>50,411</b>	<b>3,286</b>	<b>47,125</b>	<b>1434.2%</b>	<b>(5,156)</b>
1007	Airport Operations	37,930	2,071	35,859	1731.1%	(1,365)
The City is the airfield representative for ABP and on occasion will process fuel sales on their behalf. The funds are then paid onto ABP. There has been higher activity levels in this area than initially anticipated.						

Cost Centre Code	Cost Centre Code Description	Actual YTD \$	Amended Budget YTD \$	Variance YTD \$	Variance YTD %	Change in Variance Current Month \$
<b><i>Planning &amp; Development Services</i></b>		<b>80,303</b>	<b>105,788</b>	<b>(25,485)</b>	<b>(24.1%)</b>	<b>(1,978)</b>
1053	Regulatory Compliance	28,617	-	28,617	100.0%	760
This unbudgeted income relates to a Long Service Leave entitlement paid to the City from another Local Government entity, for an employee that had accumulated that entitlement at that other entity, and has now taken the leave.						
1054	Ranger & Emergency Management	36,925	98,020	(61,095)	(62.3%)	(2,374)
Main variances include:						
<ul style="list-style-type: none"> <li>• Fire Prevention DFES – under \$18K: Change in allocation in budget – ESL commission is now allocated to Finance due to the administration of this funding sitting within the responsibilities of this business area.</li> <li>• Parking Control – \$25K under: income dependent on number of parking offences. There had been a decrease in scheduled patrols due to staff absences, also fewer patrols and infringements in Dunsborough due to road works resulting in temporary reduction in parking bays.</li> <li>• Animal Control – \$15K under: income dependent on number of animal control offences. There has been more of a focus on education, rather than an immediate issuance of infringements. Anecdotally, this emphasis on education has also seen lower actual infringement.</li> </ul>						
<b><i>Engineering &amp; Works Services</i></b>		<b>329,784</b>	<b>187,421</b>	<b>142,363</b>	<b>76.0%</b>	<b>92,659</b>
1024	Waste & Fleet Management	320,152	170,913	149,239	87.3%	91,235
Positive variance due to increased revenue from Waste Facilities receiving volumes above the forecasted amounts.						

#### 4. Interest Earnings

\$2.1M better than YTD budget due to much higher than expected interest rates, plus a higher than forecast cash on hand position in comparison to previous years. This is due mainly to the earlier than forecast application and receipt of the budgeted Saltwater construction project loans cash, and subsequent re-investment in term deposits (due to rising rates), until required for use in the project.

#### Expenses from Ordinary Activities

Expenditure from ordinary activities is \$11.5M, or 16.3%, more than expected when compared to the budget YTD. The expense line items on the face of the financial statement that have a YTD variance that meet the material reporting threshold are outlined below.

#### 5. Materials & Contracts

\$6.9M, or 57.7% over the budget YTD. The main contributing items are listed below:

Cost Centre Code	Cost Centre Code Description	Actual YTD \$	Amended Budget YTD \$	Variance YTD \$	Variance YTD %	Change in Variance Current Month \$
<b>Finance and Corporate Services</b>		<b>1,871,328</b>	<b>739,999</b>	<b>(1,131,329)</b>	<b>(152.9%)</b>	<b>(75,115)</b>
1028	Governance and Corporate Services	199,388	143,903	(55,484)	(38.6%)	460
The variance is timing related in terms of the spread of Computer and Software Licences which are being spread over the full year. The budget is allocated entirely in June.						
1033	Financial Services	87,291	70,259	(17,032)	(24.2%)	(2,033)
Apparent overspend relates to the budget allocation of Bank Charges, that does not align to where the actuals have been allocated. Over the whole organisation there is predicted overspend to budget on bank charges by approximately \$50K, largely due to an unrealistic budget being set.						
1034	General Purpose Funding	175,681	222,418	46,737	21.0%	(786)
This covers a variety of expenses in the Rates Administration area. Some costs are yet to be incurred and additionally budget timing does not match actual expenses in some cases (bank charges). It is expected that there will be an underspend to budget by year end, however much of this will have a nil impact on the Net Current Position as the activity with the majority of underspend (Consultancy for the Rates review project), is reserve funded.						
1036	Information Technology	1,066,263	61,243	(1,005,020)	(1641.0%)	(56,934)
The variance size is timing related allocation due to the budget spread not matching actual expenditure. Actuals for the full year are however expected to come in approximately \$100K over budget due to higher computer software licencing and consultancy costs.						
1039	Legal & Property Management	146,336	83,413	(62,922)	(75.4%)	(7,939)
The size of the variance is timing related due to the budget allocation not matching actual expenditure timing. Year to date actual expenditure is above year to date anticipated expenditure however, as a result of various legal matters requiring external advisors. There is a reasonable possibility of the full year budget being exceeded by between \$70K and \$100K. A budget amendment has been endorsed to pull funding from the reserve, set up for this purpose.						
1042	Aged and Community Housing	49,440	17,419	(32,020)	(183.8%)	(6,739)
The reason for the apparent overspend is due to how the budget has been spread. The year to date expenditure of \$49K is in fact an under spend compared to the estimated year to date expenditure of \$100K if the full year budget of \$109K was spread evenly. The "relative underspend" is partly timing related and partly due to less reactive maintenance undertaken year to date.						
<b>Community and Commercial Services</b>		<b>2,360,377</b>	<b>871,627</b>	<b>(1,488,749)</b>	<b>(170.8%)</b>	<b>(155,214)</b>
1001	Community & Commercial Directorate	514,551	457,060	(57,491)	(12.6%)	(49,971)
Expenditure in this area relates entirely to the Busselton Jetty Tourist Park contributions. Although there appears to be a overspend YTD, we are expecting to come in approximately \$10-\$20K under the full year budget of \$578K.						
1002	Events and Cultural	35,757	12,485	(23,272)	(186.4%)	460
\$13K of the over spend relates to a misallocation of costs for Art Geo Admin that should have been allocated against the Cultural Precinct, where the budget lies. The remaining \$10K relates to timing, with YTD budget figures not aligning to actual cost spends in BPACC Operations and Cultural Planning.						
1003	Cultural Precinct	37,459	57,360	19,900	34.7%	(19,225)
While underspent YTD, a cost overrun of approximately \$14K is expected by year end in relation to an externally funded children's arts program that was omitted from the budget. This will be offset by underspends in other areas of the Events & Cultural budget.						



Cost Centre Code	Cost Centre Code Description	Actual YTD \$	Amended Budget YTD \$	Variance YTD \$	Variance YTD %	Change in Variance Current Month \$
1005	Library Services	103,394	82,560	(20,834)	(25.2%)	(4,058)
The negative variance is timing related, with the majority of the budget allocation falling in June. An underspend variance is expected by year end due mainly to Computer Software Licensing that has been over-budgeted, plus lower than expected spends in range of operational costs for the libraries.						
1007	Airport Operations	856,183	141,642	(714,540)	(504.5%)	(33,702)
The size of the variance YTD is in part timing related, with some budget line items total expenditure being projected for months 11 and 12. Full year costs are however expected to exceed budget due to the higher than expected throughput at the airport, which is offset by the significantly higher fees & charges received for services.						
1008	Economic and Business Development	42,829	3,749	(39,080)	(1042.4%)	(63)
The variance is due to underspend in consultancy in Economic Development and an allocation for Busselton Jetty Tourist park. The end of year position with accruals for the Airline Strategy consultancy and Spendmapp licence fees will be \$100k in expenses vs an annual budget of \$117k.						
1009	Community and Recreation Services Management	331,614	78,852	(252,762)	(320.6%)	(4,854)
YTD variance is largely timing related, with the 22/23 contracted Lifeguard Services paid to Surf Life Saving WA in March, but budgeted for in June.						
1011	Leisure Centres	436,700	37,919	(398,781)	(1051.7%)	(43,520)
The size of the variance is timing related in terms of how the budget has been spread. Actual expenditure is expected to exceed the full year 22/23 budget of \$423K by approximately \$50K by year end, however this is offset by an additional kiosk and pro-shop income.						
<b>Planning and Development Services</b>		<b>1,268,084</b>	<b>1,237,996</b>	<b>(30,088)</b>	<b>(2.4%)</b>	<b>(185,730)</b>
1043	Planning and Development Directorate	298,052	640,692	342,641	53.5%	(8,698)
Underspend is timing related, with consulting costs in the Sustainability area not spent as yet compared to a \$110K budget YTD, and contractor costs still to come for the on-going Vasse River Restoration project of \$230K.						
1048	Statutory Planning	40,632	2,599	(38,033)	(1463.3%)	(7,451)
Timing variance related to the spread of the budget. Overall expenses are tracking to over-expend budget by approximately \$15K in consultancy.						
1049	Strategic Planning	97,382	500	(96,882)	(19359.4%)	(2,262)
Timing variance related to the spread of the budget. Expected to come in on budget by year end.						
1051	Environmental Health Services	93,715	120,230	26,515	22.1%	2,618
Expenditure relates mainly to the mosquito treatment program. As there have been lower than usual number of illness carrying mosquitoes thus far this year, there have consequently been a lower number of treatments which has resulted in a lower than expected expenditure in material & contract costs.						

Cost Centre Code	Cost Centre Code Description	Actual YTD \$	Amended Budget YTD \$	Variance YTD \$	Variance YTD %	Change in Variance Current Month \$
1053	Regulatory Compliance	14,881	710	(14,171)	(1994.5%)	(3,593)
The variance relates to the timing of the budgets in consultancy and postage, with budgets expected to be met by year end.						
1054	Ranger Services	52,277	62,381	10,103	16.2%	3,297
Under expenditure due to reduced number of referrals to Fines Enforcement, and less expenditure than forecast for replacement Ranger operational equipment/tools.						
1056	Emergency Management	664,517	406,660	(257,857)	(63.4%)	(170,306)
The over expenditure in materials and Contracts is balanced by an underspend in other areas of this business area. There was an under allocation within the original budget, with the Mitigation activity fund grant not fully recognised. Overall expenditure for this area is on target to remain within approved DFES funding allocations for the end of June.						
<b>Engineering and Works Services</b>		<b>13,327,782</b>	<b>9,093,936</b>	<b>(4,233,845)</b>	<b>(46.6%)</b>	<b>(885,599)</b>
1014	Engineering and Works Directorate	361,129	261,348	(99,781)	(38.2%)	(102,134)
Timing variance only – Funding towards DoT Port geo Coastal management.						
1015	Operations and Works Management	28,398	5,810	(22,588)	(388.8%)	(3,240)
This variance is due to both the spread of the budget across the year and posting allocation errors as staff adjust to the City's new Chart Of Accounts. A journal will be processed to reassign costs against the correct natural accounts where the budget resides.						
1016	Construction and Maintenance	1,357,294	1,793,898	436,604	24.3%	81,847
Expenditure is tracking well to budget and with committed and planned works it is forecast that the total budget will be approximately 90% utilised by year end.						
1018	Major Projects Management	16,969	757	(16,212)	(2141.1%)	(7,068)
This is a timing variance only, with overall underspend expected against the full year budget of \$48K.						
1019	Facilities Maintenance	2,937,308	565,279	(2,372,029)	(419.6%)	(744,801)
Budget will be overspent by EOFY due to large amounts of unforeseen reactive maintenance.						
1020	Engineering Technical Management	612,311	1,097,315	485,004	44.2%	242,006
The underspend variance against budget mainly relates to the PACP Coastal Grant Project, which will need to be carried over and re-listed in the 23/24 budget						
1021	Asset Management	15,972	3,999	(11,973)	(299.4%)	(11,281)
The overspend is due to an invoice mis-allocation that belonged against a capital works project. This will be corrected in June.						

Cost Centre Code	Cost Centre Code Description	Actual YTD \$	Amended Budget YTD \$	Variance YTD \$	Variance YTD %	Change in Variance Current Month \$
1024	Waste Management	2,619,226	2,235,656	(383,570)	(17.2%)	(65,127)
<p>The most significant YTD over-expenditure to budget has been \$198K for the Domestic Collections, attributed to the timing of when contractor's invoices are received. There is also \$110K in costs that are over budget YTD relating to external waste disposal at Dardanup whilst the City's landfill (cell 2) is under construction. The remaining variance relates to the processing of higher than budgeted 15,500m<sup>3</sup> volume of construction and demolition waste, which only occurs once every few years during the winter months. From a consolidated perspective endeavours are being made that any over expended items will be managed and offset by under expended items.</p>						
1025	Fleet Management	2,170,029	2,500	(2,167,529)	(86701.2%)	(246,600)
<p>The YTD budget figure is not correctly reflected in the accounts; that aside, 11/12<sup>th</sup> of the annual budget equals \$2.1M and thus YTD costs would be tracking at \$68 over budget YTD. Fuel &amp; Oil fleet costs have fluctuated throughout the year with an interim mid-year review indicating an estimated \$40-\$50k over budget position at that time. Historically the amount of diesel used across the City increases in the second half of the year, in line with an increase in civil construction activities. Thus, this variance may increase although the price of diesel seems to have moderated recently with some small decreases in price. Efforts will be made to plan and manage any over expenditure against other Fleet related costs that can be deferred.</p>						
1055	Rural Verge and Firebreak Maintenance	386,374	317,775	(68,599)	(21.6%)	28,887
<p>\$463k has been budgeted for a phased approach to the creation of an in-house Tree Care team over two financial years. This being the first year, \$347K of the budget has been assigned to contractor based works until plant and equipment is procured. Due to extended lead times for plant procurement, material &amp; Contract expenditure this financial year will be managed to the full \$463K budget (\$116K over the operational materials &amp; contracts budget).</p>						

## 6. Utilities (Gas, Electricity, Water etc)

In total, over budget by \$312K YTD, broken down as follows:

Description	FY Budget Expense	YTD Budget Expenses	YTD Actual Expenses	YTD Variance
3500 - Electricity	1,814,016	1,388,689	1,709,757	(321,068)
3505 - Gas - Reticulated	4,971	3,288	1,597	1,691
3506 - Gas - LPG Bottled	16,041	0	20,945	(20,945)
3507 - Gas - Alinta Boiler Gas (BJTP)	5,843	4,836	3,423	1,413
3510 - Water Consumption	491,504	336,561	371,652	(35,091)
3511 - Water Meter Rental & Supply Charge	86,520	49,412	65,335	(15,923)
3513 - Sewerage Volume Charges	32,134	31,468	12,915	18,553
3514 - Sewerage Charge (Rates)	98,871	95,135	60,357	34,778
3520 - Office Telephones, Faxes & Internet	96,909	90,471	91,110	(639)
3521 - Public WIFI	40,693	36,397	39,686	(3,289)
3522 - Mobile Devices Costs	102,395	85,468	60,653	24,815

Description	FY Budget Expense	YTD Budget Expenses	YTD Actual Expenses	YTD Variance
3524 - Other Telecommunication & Network Costs	86,783	70,680	67,012	3,668
	<b>2,876,680</b>	<b>2,192,406</b>	<b>2,504,444</b>	<b>(312,037)</b>

The electricity charges are significantly over budget YTD due to the entire year budgets for GLC and NCC being allocated to June (tracking well compared to full year budget of \$223K), as well as budget timing for Street Lighting. It is however expected that overall electricity charges for the City will be over budget in the vicinity of approximately \$50K. A portion of this will be offset by on-charges of variable outgoings to the various tenants of the City's buildings.

Gas is over budget due to the budget timing allocated to the end of the year. Spend is on track to meet or be under budget by year end.

Between Water Consumption & Water Rental & Supply charges, the YTD overspend to budget is also attributable to budget timing, with actual charges YTD on track to coming in under the full year budget by year end.

Sewerage charges and rates are significantly under budget YTD due to delays in allocating the annual notices, which have in fact been received and paid. This variance will rectify in the subsequent months.

Telecommunications, internet and network costs are under YTD due to billing lags in relation to the mobile account. It is expected to come in close to budget by year end.

## 7. Insurance Expenses

The full year budget for all insurance is \$1.32M, split \$652K in Insurance Expenses and \$672K in Employment Costs. Insurance costs that are categorised in the operational nature & type are \$234K over budget YTD due to the timing of the budget allocation and the fact that all premiums have been paid. This is however expected to be \$217K over by year end. Apart from rising insurance costs globally, the biggest cause for this over spend is the significantly higher than expected asset values, which are used by the insurers in setting premiums, that arose from the organisation wide independent asset revaluation conducted in early 2022.

This is outlined in the table below:

Description	FY Budget Expense	YTD Budget Expenses	YTD Actual Expenses	Variance to FY Budget	Variance to YTD Budget
3565 - Art Works Insurance	1,969	1,801	8,547	(6,578)	(6,746)
3566 - Building Insurance	140,111	131,816	308,288	(168,177)	(176,472)
3568 - Electronic Equipment Insurance	1,298	1,298	4,036	(2,738)	(2,738)
3569 - Insurance Excess	0	0	1,000	(1,000)	(1,000)

Description	FY Budget Expense	YTD Budget Expenses	YTD Actual Expenses	Variance to FY Budget	Variance to YTD Budget
3570 - Machinery Breakdown Insurance	796	796	22,139	(21,343)	(21,343)
3571 - Marine Crafts Insurance	251	0	1,654	(1,403)	(1,654)
3572 - Motor Vehicle & Plant Insurance	40,127	38,996	102,598	(62,471)	(63,602)
3573 - Multi Risk Insurance	21,747	16,846	35,989	(14,242)	(19,143)
3575 - Public Liability Insurance	398,824	398,911	339,962	58,862	58,949
3576 - Other General Insurance Costs	45,948	44,063	29,547	16,401	14,516
3577 - Cyber Liability	1,298	1,298	15,769	(14,471)	(14,471)
<b>Total</b>	<b>652,369</b>	<b>635,825</b>	<b>869,528</b>	<b>(217,159)</b>	<b>(233,703)</b>

## 8. Other Expenditure

\$2M, or 85.9%, over the budget YTD. The main contributing items are listed below:

Cost Centre Code	Cost Centre Code Description	Actual YTD \$	Amended Budget YTD \$	Variance YTD \$	Variance YTD %	Change in Variance Current Month \$
<b>Executive Services</b>		<b>50,792</b>	<b>29,881</b>	<b>(20,911)</b>	<b>(70.0%)</b>	<b>(1,070)</b>
1000	Office of the CEO	50,792	29,881	(20,911)	(70.0%)	(1,070)
The overspend mainly relates to an unbudgeted amount of \$11.3K, which is the recognition of the contribution the City made to the COVID-19 clinic at the YCAB, by virtue of recognising the value of rent not charged. This is offset by the recognition of the revenue in Fees & Charges under YCAB, so has a nil cash impact. There is also a \$9.6K timing difference in the CEO discretionary line contributing to the YTD overspend.						
<b>Finance and Corporate Services</b>		<b>805,935</b>	<b>881,480</b>	<b>75,545</b>	<b>8.6%</b>	<b>15,132</b>
1028	Governance and Corporate Services	484,163	574,193	90,030	15.7%	6,371
The under spend relates to reduced civic events catering and YTD underspends across merchandising and public relation accounts. These will be used to fund a Regulation 17 Review – to be invoiced. The Members of Council budget is also underspent in catering (linked to the revised meeting schedule) and conferences and training.						
1030	Human Resources	34,518	8,712	(25,807)	(296.2%)	1,969
The over spend relates to Long Service Leave contributions paid to other LG's (which although are unable to be accurately budgeted, are fully funded from the LSL Reserve), and timing variances in the catering budget.						
1034	General Purpose Funding	96,908	107,736	10,828	10.1%	6,974
The YTD variance is timing related. With commitments of \$15K, it is expected that we will come in close to the full year budget of \$114K.						

Cost Centre Code	Cost Centre Code Description	Actual YTD \$	Amended Budget YTD \$	Variance YTD \$	Variance YTD %	Change in Variance Current Month \$
<b><i>Community and Commercial Services</i></b>		<b>3,376,770</b>	<b>1,299,874</b>	<b>(2,076,896)</b>	<b>(159.8%)</b>	<b>(119,729)</b>
1002	Events & Cultural	68,426	152,621	84,195	55.2%	(2,363)
The underspend relates mainly to marketing and event attraction activities for BPACC (Saltwater), operations. Spending in these areas has been delayed until there is increased certainty with event organisers to take bookings and the software system to handle payments is implemented. We are also waiting on the outcome of a conference bid and a large funding application which require contribution payments.						
1004	Events	1,044,495	1,006,683	(37,812)	(3.8%)	(4,601)
Events overspend is timing related with invoicing of round 1 funding of events and marketing initiatives happening in the first half of the financial year, but the budget has been allocated mainly to the back end of the year. Based on events that have been approved for funding YTD, it is expected that total spend will come in approximately \$120K under budget by year end. Many of the reserve funded events that weren't able to proceed will be carried over and re-listed in the 23/24 budget.						
1007	Airport Operations	1,709,561	105,623	(1,603,938)	(1518.5%)	(53,958)
This is due to a timing variance with the Airline Attraction budget allocation being posted in month 12 and YTD actual expenses having being incurred to date. This will be significantly underspent by year end with projected contributions for the Airline Attraction program not being paid until 2023/24.						
1008	Economic & Business Development	165,391	16,654	(148,736)	(893.1%)	(40,187)
This category is overspent mainly due to 2 line items - MRBTA visitor servicing for which the budget expenditure is projected for month 12 and the first two quarters payments having been made, and consultancy for which the budget expenditure is projected for month 12 and some expenditure has occurred YTD.						
1009	Community & Recreation Management	327,840	1,000	(326,840)	(32684.0%)	(15,302)
The variance is timing related with the total budget for the year allocated to June 2023. CAP funding payments are expected to exceed budget by end of year by approximately \$50-80K, offset somewhat by the savings of approximately \$50K in the You Choose program in Governance that will not be spent.						
1011	Leisure Centres	37,669	3,283	(34,386)	(1047.3%)	(2,576)
The variance is timing related due to spread of the budget. Actual expenditure to date represents 67% of the budget and is actually underspent compared to 11/12 even spread of the full year budget of \$53K.						
<b><i>Planning and Development Services</i></b>		<b>79,675</b>	<b>85,098</b>	<b>5,422</b>	<b>6.4%</b>	<b>(2,414)</b>
1045	Planning Administration Support	-	30,780	30,780	100.0%	-
Funds are for the Busselton & Dunsborough Centres Refurbishment Subsidy Programme. The City has not undertaken an EOI programme this financial year, as a result, no applications for funding assistance have been received.						
1048	Statutory Planning	6,315	-	(6,315)	100.0%	-
The overspend relates to Long Service Leave contributions to other LG's for former employee's, which are unable to be accurately budgeted, but are fully funded from the LSL reserve.						
1054	Ranger & Emergency Services	22,400	4,682	(17,718)	(378.4%)	(2,198)
\$6K of the over spend relates to a contribution to another LG for LSL. The remainder relates to earlier than anticipated spending on supplies for the various brigades, compared to the months where the budget is allocated.						

Cost Centre Code	Cost Centre Code Description	Actual YTD \$	Amended Budget YTD \$	Variance YTD \$	Variance YTD %	Change in Variance Current Month \$
<b><i>Engineering and Works Services</i></b>		<b>122,293</b>	<b>89,512</b>	<b>(32,781)</b>	<b>(36.6%)</b>	<b>15,573</b>
1019	Facilities Maintenance	38,870	18,212	(20,658)	(113.4%)	74
<p>The variance is due to slightly higher ESL levies being paid than was originally budgeted for, as well as the contribution the City pays to MRBTA for our share of the cleaning costs at Railway House, which although was budgeted as net-off against income, is allowed for in the overall operational budget. An overall overspend is not anticipated.</p>						
1024	Waste Management	58,015	47,433	(10,582)	(22.3%)	9,618
<p>The over spend is due to water cost reimbursements paid to residents in relation to the Rendezvous issue. It is expected that these will be over budget by approximately \$15K by year end.</p>						

### 9. Non-Operating Grants, Subsidies & Contributions

The positive variance of \$11.3M is mainly due to the items in the table below. It should be noted that any negative variance in this area will approximately correlate to an offsetting positive underspend variance in a capital project tied to these funding sources. This can be seen in the section below that outlines the capital expenditure variances. Where this is not the case, the reconciliation of the projects and the required funding to be recognised in revenue is not completed until closer to year end.

The overall positive variance however, due to the projects listed in the table below, is due to a reimbursement of the municipal fund required for cashflow purposes a lot earlier than was initially budgeted, and as these projects have been completed.

Revenue Code	Revenue Code Description	Actual YTD \$	Amended Budget YTD \$	Variance YTD \$	Variance YTD %	Change in Variance Current Month \$
<b><i>Finance and Corporate Services</i></b>		<b>76,801</b>	<b>-</b>	<b>76,801</b>	<b>100.0%</b>	<b>-</b>
1033	Financial Services	7,801	-	7,801	100.0%	-
1041	Land and Property Leasing	69,000	-	69,000	100.0%	-
<b><i>Community and Commercial Services</i></b>		<b>1,120,145</b>	<b>276,765</b>	<b>843,380</b>	<b>304.7%</b>	<b>(62,210)</b>
1007	Airport Operations	1,052,000	276,765	775,235	280.1%	(88,100)
1009	Community and Recreation Services Management	25,890	-	25,890	100.0%	25,890
1011	Leisure Centres	42,243	-	42,243	100.0%	-
<b><i>Planning and Development Services</i></b>		<b>159,501</b>	<b>45,392</b>	<b>114,109</b>	<b>251.4%</b>	<b>-</b>
1049	Strategic Planning Management	-	45,392	(45,392)	(100.0%)	-
1054	Ranger & Emergency Services	159,501	-	159,501	100.0%	-

Revenue Code	Revenue Code Description	Actual YTD \$	Amended Budget YTD \$	Variance YTD \$	Variance YTD %	Change in Variance Current Month \$
<b><i>Engineering and Works Services</i></b>		<b>10,540,106</b>	<b>1,470,504</b>	<b>9,069,602</b>	<b>616.8%</b>	<b>1,375,475</b>
1014	Engineering and Works Directorate	773,609	-	773,609	100.0%	-
1016	Construction and Maintenance	1,950,346	1,470,504	479,842	32.6%	1,289,047
1017	Parks & Gardens	5,132	-	5,132	100.0%	-
1018	Major Projects Management	7,512,190	-	7,512,190	100.0%	-
1019	Facilities Maintenance	282,929	-	282,929	100.0%	86,429
1020	Engineering Technical Management	15,900	-	15,900	100.0%	-

## 10. Capital Expenditure

YTD there is an underspend variance of 20%, or \$6.8M, in total capital expenditure, with YTD actual at \$27.3M against the YTD budget of \$34.1M. A portion of this positive underspend variance is offset by the negative variances in Non-Operating Grants, Contributions & Subsidies outlined above, with the remainder offset by the negative variances in Transfers From Reserves and Restricted Assets related to funds held aside for these projects. The attachments to this report include detailed listings of all capital expenditure (project) items, however the main areas of YTD variance are summarised as follows:

Project Code	Project Code Description	Actual YTD \$	Amended Budget YTD \$	Variance YTD \$	Variance YTD %	Change in Variance Current Month \$
<b><i>Buildings</i></b>		<b>11,252,792</b>	<b>14,461,991</b>	<b>3,209,199</b>	<b>22%</b>	<b>76,577</b>
Various	Aged Housing Capital Works	111,737	129,000	17,263	13%	-
The variance is due to the scale and number of refurbishments year to date being less than what has been allowed for in the budget. Refurbishments generally only occur if a tenant vacates. This means it is very difficult to accurately budget for the timing and quantum of this capital expenditure item.						
Various	BPACC (Saltwater)	9,823,257	10,589,884	766,627	7%	75,370
Budgets, and timing thereof, for large projects such as Saltwater are very hard to predict with accuracy. The variance of actuals to budget for the construction project is a timing issue, with predicted cash flows being slightly misaligned. The budget for the 23/24 year has been set with carried over elements from the 22/23 year in mind.						
10016	Civic and Administration Centre Minor Upgrades(C)	3,300	32,083	28,783	90%	2,917
Due to contractor availability these funds will not be fully expended by EOFY. Activities under this project will be included in the list of budget carry-over and re-lists for 23/24.						



Project Code	Project Code Description	Actual YTD \$	Amended Budget YTD \$	Variance YTD \$	Variance YTD %	Change in Variance Current Month \$
10585	BMRA Hangars(C)	-	303,790	303,790	100%	-
<p>This funding was originally to build three hangars however with price escalation, only 2 hangars are likely to be achieved. With current resourcing and lead times for construction the hangars will not be achieved in this financial year. This project will be carried-over &amp; re-listed in next year's budget.</p>						
10589	Airport Construction, Existing Terminal Upgrade(C)	387,097	400,588	13,491	3%	94,944
<p>The terminal departures lounge expansion project has now been completed however the training/ office demountable project and ablution block projects that were projected to come out of this project code have not been completed and works are still to be done.</p>						
10622	Bovell Construction of Change rooms(C)	84,663	72,394	(12,269)	(17%)	-
<p>Project was completed in Dec. 2022, with an expected cost overrun of approximately \$15K.</p>						
10642	Dunsborough Lakes Sporting Precinct- Pavilion/Changeroom F(C)	52,154	1,284,775	1,232,621	96%	(13,861)
<p>The variance is attributable to the Pavilion being re-scoped with the project currently on hold. The City has recently been informed that it has not been successful in securing external State Government grant funding at this time. Existing funds will be carried over and included in 23/24 budget. LRCI phase 2 funding initially identified for this project has been reallocated toward the construction of the carpark and courts, a separate element of the overarching project. The reallocation was required due to the pavilion component being re-scoped and the grant life cycle expiring prior completion of a pavilion. The City has since been successful in securing further funding through the federal governments LRCI Program (phase 4) which has been identified for this project in the 2023/24 budget.</p>						
10688	Depot Washdown Facility Upgrades(C)	-	76,700	76,700	100%	-
<p>The YTD variance related to infrastructure upgrades to the City's Barlee St. Depot vehicle and plant wash-down bay, whereby new equipment will be purchased to treat and improve post wash-down water quality. RFQ documentation went out to market however no submissions were received. Although there are follow ups with suppliers underway, it is likely that this project will not be commenced by year end and will need to be carried over and re-listed in the 23/24 budget.</p>						
10788	GLC Building Improvements(C)	233,564	404,382	170,817	42%	(3,795)
<p>This is a timing issue only. The remaining budget is fully committed and is expected to be fully expended by EOFY.</p>						
10972	Churchill Park Renew Sports Lights(C)	215,392	188,252	(27,140)	(14%)	-
<p>This project is now complete with a \$27k budget overrun. City Officers will endeavour to offset this overspend against an equivalent underspend or net over and under spends between projects of a like type.</p>						

Project Code	Project Code Description	Actual YTD \$	Amended Budget YTD \$	Variance YTD \$	Variance YTD %	Change in Variance Current Month \$
12428	Re-use shop Busselton Transfer Station(C)	16,899	400,000	383,101	96%	-
<p>The high, over-budget tendered price has resulted in the City declining all tender submissions. During a recent Briefing session when the councillors were informed of the Project status, the direction was to seek a variation from the funding body around a reduced scope of works, involving a smaller footprint and an alternative shop/related infrastructure design. Officers are currently seeking information to present to the funding body's request around a detailed plan, budget and timeline for the modifications. The intention is to still deliver an operational Reuse shop, however this may need to be carried over and re-listed in the 23/24 budget.</p>						
12440	Energy Efficiency Initiatives (Various Buildings) (C)	48,576	124,238	75,662	61%	8,996
<p>Although the budget is committed with plans to be expended by the end of the financial year, due to delays from Western Power this budget will need to be carried over to FY 23/24 along with associated funding.</p>						
12457	Busselton Jetty Tourist Park Upgrade (C)	13,031	45,686	32,655	71%	-
<p>The contractor is unlikely to complete/expend all allocated budget this FY, so a portion of the budget will need to be carried over to 23/24 and works will be planned for the low season.</p>						
12791	Naturaliste Community Centre Fire Indicator Panel Renewal(C)	15,174	27,500	12,326	45%	(7,709)
<p>Works are complete, with actual costs coming significantly less than anticipated. Unspent funds will remain in reserve.</p>						
12795	Busselton Depot CCTV & Electronic Gate(C)	29,636	100,417	70,781	70%	17,083
<p>Timing is variance related. The works are due to be completed prior to EOFY.</p>						
12796	Depot Training Room (C)	26,000	9,717	(16,283)	(168%)	(25,117)
<p>These works were completed, however due to a) additional works required that were not identified until the old roof sheets were removed, b) price escalation of materials and c) increased labour costs the budget was overspent.</p>						
12797	Dunsborough Hall Renewals(C)	9,560	24,517	14,957	61%	(5,475)
<p>No further expenditure is anticipated – the scope of works was reduced after further consultation with user groups. Unspent funds will remain in reserve.</p>						
12800	Old Courthouse and Jail Cells (C)	17,860	55,917	38,057	68%	5,083
<p>No further expenditure is anticipated – there was some overlap between this project and project 12801 (see below), which will have an over spend.</p>						
12801	Old Police Quarters - Roof Renewal(C)	75,644	55,000	(20,644)	(38%)	(70,644)
<p>Variance is due to timing. The budget is expected to be overspent by the end of the financial year due to the inclusion of certain elements that overlapped with project 12800 above.</p>						
12804	Airport Terminal Building(C)	18,965	29,138	10,173	35%	(11,480)
<p>Further works have been carried out and there are likely to be some additional spend before the end of the FY.</p>						

Project Code	Project Code Description	Actual YTD \$	Amended Budget YTD \$	Variance YTD \$	Variance YTD %	Change in Variance Current Month \$
12942	Asbestos Removal & Replacement(C)	2,960	30,250	27,290	90%	2,750
No further expenditure is expected, with any unspent funds remaining in reserve.						
<b><u>Plant &amp; Equipment</u></b>		<b>1,694,834</b>	<b>1,313,939</b>	<b>(380,895)</b>	<b>(29%)</b>	<b>(610,795)</b>
There is a overspend compared to YTD budget, however there will be a significant underspend compared to the full year budget of \$4.8M due to delays in delivery of plant and equipment currently on order. Supply chains are still recovering from the turmoil of the past three years and will be slow to return to a new normal. There will be significant carryovers re-listed in the next budget.						
<b><u>Furniture &amp; Office Equipment</u></b>		<b>781,848</b>	<b>632,865</b>	<b>(148,983)</b>	<b>(24%)</b>	<b>(74,750)</b>
10965	P&E - P&G Smart Technologies(C)	53,924	-	(53,924)	0%	(39,524)
This is a timing variance, with the full year budget of \$100K allotted to June. All remaining procurement is underway with remaining budget expenditure planned for this financial year. There is likely to be a minor saving of \$4K.						
12876	ICT Services - Equipment & Software Purchases(C)	329,200	219,845	(109,355)	(50%)	(41,852)
Although there appears to be an overspend YTD, by year end it is estimated that this budget will be underspent by approximately \$265K. About \$180K will need to be carried over and re-listed in the 23/24 budget to cover the IT Equipment lease buy-out and 60 new laptops that were planned as part of the 22/23 budget.						
12937	Community Resource Centre(C)	12,676	-	(12,676)	0%	-
Replacement of furniture at the CRC. Budget is allocated in June, hence the variance. The old equipment will be sent to auction.						
14729	Events Furniture & Equipment(C)	251,335	200,000	(51,335)	(26%)	-
The over spend relates to work invoice for the additional cost of \$50,000 to upgrade the power supply to the new electronic billboard. These extra works were approved by Council (C2208/210), to be funded from the Marketing & Area Promotions Reserve.						
14730	Geographe Leisure Centre Fitness Equipment(C)	-	18,160	18,160	100%	-
Equipment procurement did not proceed this financial year. These funds will remain in reserve, and the project will be re-listed in next years budget.						
14731	Cultural Planning Furniture & Equipment(C)	55,970	78,185	22,215	28%	(5,392)
The underspend in Cultural Planning is due to a number of projects that are not yet fully expensed such as Sculpture by the Bay art prizes and the Ballarat Room digital interpretation. Unfinished elements of these projects will be carried over and re-listed in the 23/24 budget when they will be completed.						
14830	Airport Capital Furniture & Equipment(C)	-	36,805	36,805	100%	-
A PO has been raised for the furniture and equipment with a delivery/installation date of mid June.						

Project Code	Project Code Description	Actual YTD \$	Amended Budget YTD \$	Variance YTD \$	Variance YTD %	Change in Variance Current Month \$
<b>Infrastructure</b>		<b>13,561,637</b>	<b>17,377,055</b>	<b>3,815,417</b>	<b>22%</b>	<b>272,629</b>
Various	Roads	5,061,524	8,193,606	3,132,082	38%	(735,271)
<p>There remain some timing variances within this item. The \$3.1M YTD variance includes:</p> <ul style="list-style-type: none"> <li>• \$70K Wilyabrup Road Resheet (11193) – Balance of works to be carried over into next year.</li> <li>• \$1.23M Bussell Highway (11199) – Construction commenced 29MAY with forecast completion late July.</li> <li>• \$227K Chapman Hill Road (11989) – Project complete and under budget. Fully grant funded.</li> <li>• \$37K Commonage Road Intersection (11991) – Works scheduled for completion in June.</li> <li>• \$27K Gifford Rd – Works planned for completion in June.</li> <li>• \$80K Kaloorup Rd (11998/11999/12000) – Project complete and under budget.</li> <li>• \$323K Payne Road (12005) – Project postponed until next financial year due to traffic management conflicts with bridge works on Kaloorup Road and reconstruction of North Jindong Road.</li> <li>• (\$232K) Sugarloaf Road (12010) – Project complete. Actual YTD aligned with amended budget.</li> <li>• \$122K North Jindong Road (12611) – Practical completion achieved early June and budget will be expended.</li> <li>• \$469K Acton Park Road (12824) – Works complete and under budget.</li> <li>• \$220K Commonage Rd – Works complete and under budget.</li> <li>• \$81K Ludlow-Hithergreen Rd – Works complete and under budget.</li> <li>• \$258K Queen Elizabeth Avenue (12838) – Works complete and under budget.</li> <li>• \$50K Nuttman Rd (12842) – Project to be relisted next year due to contractor availability.</li> <li>• \$109K Bussell Hwy (12851) – Stage 1 works complete and under budget.</li> <li>• \$50K Road Access Seal – Animal Care Facility (14817) – To be relisted next financial year.</li> </ul>						
Various	Bridges	450,000	-	(450,000)	0%	(71,615)
<p>Actuals represent invoiced values from MRWA for the various bridge repair projects on budget. Costs are aligned with amended full year budget, but the budget timing allocation isn't (all in June).</p>						
Various	Car Parks	266,780	549,373	282,593	51%	60,721
<p>Variance is mainly due to \$236K for Hotel Site 2, with the main carpark complete, but the crossover and final completion won't occur until July due to hotel construction site constraints.</p>						
Various	Footpaths & Cycleways	313,660	1,127,902	814,242	72%	4,542
<p>The \$814K YTD variance includes:</p> <ul style="list-style-type: none"> <li>• \$45K Buayanup Drain Shared Path – Project complete and under budget.</li> <li>• \$30K Arnup Dr – Project complete and under budget.</li> <li>• \$100K Busselton CBD Footpath Renewal – RFQ being advertised. Carryover required.</li> <li>• \$93K Carey Street Footpath Construction (10742) – Works complete and under budget.</li> <li>• \$309K Causeway Road Shared Path (11986) – Construction commenced May and planned for completion in July</li> <li>• \$70K Coastal Principled Shared Path (12816) – Budget to offset Causeway Road Shared Path expenditure.</li> <li>• \$54k Prince Regent Drive (12817) – Works in progress and planned for completion in June.</li> <li>• \$64K Kaloorup Road (12818) – Works complete and under budget.</li> </ul>						

Project Code	Project Code Description	Actual YTD \$	Amended Budget YTD \$	Variance YTD \$	Variance YTD %	Change in Variance Current Month \$
Various	Parks, Gardens & Reserves	4,202,181	5,208,846	1,006,666	19%	269,597
<p>This category comprises 60 projects with a combined budgeted value totalling \$6.36M. The \$1M YTD variance includes:</p> <ul style="list-style-type: none"> <li>• \$489k Dunsborough Lakes Sporting Precinct (Stage 1).</li> <li>• \$162k Sport Oval Lighting - Vasse Ovals (12849) – works in progress, carryover required for Western Power scope.</li> <li>• \$159k Meelup Coastal Parking &amp; Landscaping (10613) – will require relisting due to consultation delays.</li> <li>• \$127k Shade Sail Program (10967) – \$30k to be carried over to next financial year for Diljit Mia playground.</li> <li>• (\$135k) Townscape Works Dunsborough (12333) – Complete with budget timing variance. Budget amendment endorsed by council 20APR.</li> </ul>						
Various	Waste Services Capital Works	1,733,280	28,955	(1,704,325)	(5886%)	(97,093)
<p>This variance is attributable to stage 2 of the lined landfill / cell development. The stage 2 budget totalling \$1.95M was loaded into the month of June 2023 with expenditure on this project YTD totalling \$1.72M. With the Reuse shop, Officers are currently seeking a variation from the funding body around modified scope with the intention to still deliver an operational Reuse shop with the \$308,000 budget next year. Other capital works amounting to \$2M associated with the Rendezvous rd. groundwater contamination were unutilised, but will be ongoing over the next few years.</p>						
Various	Jetty Infrastructure (C)	-	457,246	457,246	100%	469,957
<p>Actual expenditure previously shown related entirely to non-capital works, and has been re-allocated against operational maintenance. Both capital and operations are funded via the Jetty Reserve. Future budgets will be aligned more appropriately according to the nature of the expenditure.</p>						
Various	Drainage	356,837	618,735	261,899	42%	15,813
<p>The \$262K YTD variance includes:</p> <ul style="list-style-type: none"> <li>• \$55K High View – Works complete and under budget.</li> <li>• \$212K North Street – Project to be relisted into next financial year due to contractor availability and seasonal weather.</li> </ul>						
Various	Regional Airport & Industrial Park Infrastructure	1,177,376	1,192,391	15,015	1%	343,804
<p>The total variance is due to an overspend in the Airport Construction Stage 2 including the new carpark and airside operational improvements which are offset by budget allocations for Airport lighting and CCTV projects which have not been completed and will be carried over into the new FY.</p>						

## 11. Proceeds from New Loans

There is an YTD variance \$6.5M as the budgeted final draw down on the borrowing for the Saltwater project occurred earlier than forecast due to the increasing interest rates.

## 12. Transfer to Restricted Assets

There is an YTD variance in transfers to Restricted Assets of \$28.6M because there is no budget at all for this item. The transfers are not possible to predict, and are fully reconciled only at year end.

At the time of budgeting it is not possible to predict what grants, contributions or developer bonds will be received, and in what timeframe, nor when they will be spent and hence potentially transferred to Restricted Assets (or unspent portions thereof).

Transfers to restricted assets are offset by the incoming receipt, be it a grant, contribution, subsidy or even loan proceeds, so the net impact on the Net Current Position is always nil (once full reconciliation has occurred at year end).

YTD, loans of \$9.7M were restricted for BPACC (following receipt of grant funds and the final tranche of borrowing), until utilized, as well as \$12.3M in various government grants, plus \$1.4M in Roadwork Bonds, \$541K in BJTP deposits, \$480K in developer contributions and \$4.2K in various other deposits and bonds.

## 13. Transfer from Restricted Assets

YTD, there has been \$21.1M transferred from Restricted Assets into the Municipal Account, compared to a YTD budget of \$640K. The transfers are usually not possible to predict, and are fully reconciled only at year end. The transfers YTD are attributable to \$4.1M of the BPACC loan funding utilised, \$10.8M of grant money for works completed and reconciled, \$1.3M of Roadwork Bonds returned, \$614K of BJTP deposits utilised or returned, and \$4.29M of various other bonds and deposits returned or utilised.

## 14. Transfer from Reserves

YTD, there has been \$15M more transferred from reserves than budgeted YTD, due to reconciliation of completed reserve funded works occurring earlier than forecast (usually done at year end), for some particularly large projects, due to unrestricted cashflow requirements.

## Investment Report

Pursuant to the Council's Investment Policy, a report is to be provided to the Council on a monthly basis, detailing the investment portfolio in terms of performance and counterparty percentage exposure of total portfolio. The report is also to provide details of investment income earned against budget, whilst confirming compliance of the portfolio with legislative and policy limits.

As at 31<sup>st</sup> May 2023 the value of the City's invested funds decreased to \$109M from \$113M as at 30<sup>th</sup> April 2023. The decrease is a result of the closure of one term deposit of \$2M and a reduction of \$2M in the 11am Account.

As at 31<sup>st</sup> May 2023 the 11AM (an intermediary account which offers immediate access to the funds compared to the term deposits) account balance is \$12M, being a reduction of \$2M from 30<sup>th</sup> April 2023. The reduction of \$2M to the 11am account is due to funds being transferred to the cheque account to meet normal operating expenses.

During the month of May seven term deposits totalling the amount of \$18M matured. Of these, one was closed as funds were required to meet normal operating expenses. The remaining six were re-invested for a further 339 days at 4.78% on average.

The official cash rate increased by 0.25% during the month of May 2023 to 3.85%, with a further 0.25% in June. Further movement in the cash rate is anticipated. This will effect interest earnings for the City, and future borrowings also.

### **Borrowings Update**

During the month no new loans were drawn, and no repayments on existing loans. The attached Loan Schedule outlines the status of all existing loans YTD.

### **Chief Executive Officer – Corporate Credit Card**

Details of transactions made on the Chief Executive Officer’s corporate credit card during May 2023 are provided below to ensure there is appropriate oversight and awareness.

<b>Date</b>	<b>Payee</b>	<b>Description</b>	<b>\$ Amount</b>
4/05/2023	THE GOOD EGG	CEO/MAYOR BSN /CAPEL MEETING	91.05
5/05/2023	BAKED BUSSELTON	CEO LUNCH MEETING	19.60
8/05/2023	TICKETS-PULSE THE NEXT	TICKETS FOR PULSE NETWORKING DAY - MAYOR HENLEY & Cr RICHARDS	105.54
9/05/2023	AMPOL BUSSELTON	CEO FUEL	228.36
10/05/2023	BUDGET BREAKFAST	BCCI-BUDGET BREAKFAST - MAYOR HENLEY, Cr RICHARDS & S.PIERSON	99.24
11/05/2023	WEST AUSTRALIAN	DIGITAL SUBSCRIPTION -PR	28.00
16/05/2023	QANTAS	SEAT SELECTION RETURN FLIGHT FROM DARWIN -VISIT WITH ADV CAPE NATURALISTE- MAYOR HENLEY	15.00
16/05/2023	QANTAS	RETURN FLIGHT FROM DARWIN -VISIT WITH ADV CAPE NATURALISTE- MAYOR HENLEY	779.61
17/05/2023	MANTRA PANDANAS DARWIN	ACCOMMODATION - VISIT WITH ADV CAPE NATURALISTE-MAYOR HENLEY	333.63
17/05/2023	VIRGIN AUSTRALIA	FLIGHT TO DARWIN -VISIT WITH ADV CAPE NATURALISTE- MAYOR HENLEY	708.81
31/05/2023	MAILCHIMP	ELECTRONIC NEWSLETTER PR	382.16
		<b>TOTAL</b>	<b>2,791.00</b>

### **Donations & Contributions Received**

During the month no non-infrastructure asset (bridges, roads, POS etc), donations or contributions were received.

### **Statutory Environment**

Section 6.4 of the Act and Regulation 34 of the Regulations detail the form and manner in which a local government is to prepare financial activity statements.

### **Relevant Plans and Policies**

The officer recommendation aligns to the following adopted plan or policy:

Plan:

Annual Adopted Budget 2022-2023

[Strategic Community Plan 2021-2031](#)

[Corporate Business Plan 2022-2026](#)

[Long Term Financial Plan 2022/23 - 2031/32](#)

Policy:

There are no relevant policies for this report.

### **Financial Implications**

Any financial implications are detailed within the context of this report.

### **External Stakeholder Consultation**

Not applicable.

### **Risk Assessment**

An assessment of the potential implications of implementing the officer recommendation has been undertaken using the City's risk management framework, with risks assessed taking into account any controls already in place. No risks of a medium or greater level have been identified.

### **Options**

The Statements of Financial Activity are presented in accordance with Section 6.4 of the Act and Regulation 34 of the Regulations and are to be received by Council. Council may wish to make additional resolutions as a result of having received these reports.

### **CONCLUSION**

As at 31 May 2023, the City's net current position stands at \$5.7M, and cash reserve balances remain sufficient for their purposes.

### **TIMELINE FOR IMPLEMENTATION OF OFFICER RECOMMENDATION**

Not Applicable.



**City of Busselton**  
**Loan Schedule - as at 31 May 2023**

Purpose	Loan Number	Institution	Budgeted	Term (Years)	Expiry	Actual	2022/23	2022/23 Actual	2022/23	2022/23 Actual	Budget	2022/23 Budget		Budget	2022/23 Budget	
			Interest Rate %			Interest Rate %	Actual New Loans \$	Principal Repayments \$	Balance of Principal Owing \$	Interest Repayments \$	Principal 1 July 2022 \$	2022/23 Budget New Loans \$	Principal Repayments \$	Outstanding 30 June 2023 \$	Interest Repayments \$	
<b><u>Council Loans</u></b>																
<b><u>Administration</u></b>																
Civic and Administration Centre	207	WATC	4.51	20	Jun-34	4.51		604,384	11,990,659	419,264	12,595,043		810,406	11,784,637	554,459	
<b><u>Other Property and Services</u></b>																
Lot 40 Vasse Highway	210	WATC	3.61	10	Dec-25	3.61			850,000	23,014	850,000		-	850,000	30,685	
<b><u>Recreation and Culture</u></b>																
Geothermal Heating GLC	202	WATC	3.98	10	Jun-23	3.98		47,329	16,091	1,425	63,421		63,421	(0)	1,585	
Busselton Foreshore	204	WATC	4.36	15	Jun-29	4.36		56,361	548,302	19,163	604,663		75,559	529,104	25,139	
GLC Extensions	205	WATC	3.92	10	Jun-24	3.92		102,390	177,450	7,230	279,840		137,191	142,649	8,969	
Busselton Foreshore	209	WATC	3.45	12	Jun-27	3.45		425,323	2,635,877	77,971	3,061,200		569,628	2,491,572	101,430	
Busselton Foreshore	211	WATC	2.55	8	Oct-24	2.55		393,889	609,928	21,851	1,003,817		393,889	609,928	21,851	
Busselton Foreshore Jetty Precinct	215	WATC	3.25	10	Apr-28	3.25		244,951	1,350,529	49,879	1,595,480		244,951	1,350,529	49,879	
Tennis Club Facility	216	WATC	3.25	10	Apr-28	3.25		269,446	1,485,581	54,867	1,755,027		269,446	1,485,581	54,867	
Lot 10 Commonage Road	217	WATC	3.25	10	Apr-28	3.25		156,769	864,338	31,923	1,021,107		156,769	864,338	31,923	
Busselton Tennis Club	218	WATC	2.21	10	Jun-29	2.21		90,554	815,761	14,524	906,314		121,072	785,242	19,031	
Performing Arts / Convention Centre	225	WATC	1.46	10	Dec-31	2.10		343,351	4,430,725	73,360	4,774,076		459,005	4,315,071	96,611	
Performing Arts / Convention Centre	226	WATC	2.02	15	Dec-36	2.39		212,429	4,648,043	85,698	4,860,472		284,085	4,576,387	113,418	
Performing Arts / Convention Centre	228	WATC	3.86	20	Jun-42	3.86		126,433	4,873,567	176,528	5,000,000		169,393	4,830,607	190,515	
Performing Arts / Convention Centre	229	WATC	3.77	17	Jun-39	3.77		159,932	4,840,068	172,047	5,000,000		214,251	4,785,749	185,387	
Performing Arts / Convention Centre	230	WATC	3.25	20	Dec-42	4.42	6,500,000	50,960	6,449,040	91,853	-	6,500,000	175,426	6,324,574	157,020	
<b><u>Transport</u></b>																
Airport Jet A1 Installation	206	WATC	3.92	10	Jun-24	3.92		29,864	51,756	2,109	81,620		40,014	41,606	2,616	
Airport Freight Hub Stage 1	219	WATC	2.21	10	Jun-29	2.21		107,215	965,861	17,196	1,073,076		143,350	929,726	22,532	
								<b>6,500,000</b>	<b>3,421,579</b>	<b>47,603,575</b>	<b>1,339,901</b>	<b>44,525,155</b>	<b>6,500,000</b>	<b>4,327,853</b>	<b>46,697,301</b>	<b>1,667,916</b>
<b><u>Self-Supporting Loans</u></b>																
<b><u>Recreation and Culture</u></b>																
Busselton Bowling Club	199	WATC	5.98		Dec-20	5.98		-	-	-	-		-	-	-	
Busselton Football and Sportsman's Club	208	WATC	2.93	10.25	Apr-25	2.93		2,347	7,358	196	9,705		3,141	6,564	250	
Dunsborough and Districts Country Club	212	WATC	3.04	10	May-27	3.04		11,530	49,761	1,776	61,291		11,530	49,761	1,776	
Geographe Bay Yacht Club	213	WATC	3.04	10	May-27	3.04		10,114	43,650	1,558	53,764		10,114	43,650	1,558	
Dunsborough and Districts Country Club	214	WATC	3.19	10	Sep-27	3.19		10,955	53,822	1,980	64,777		10,955	53,822	1,980	
Busselton Tennis Club	220	WATC	1.37	7	Sep-26	1.37		5,321	25,568	299	30,889		7,107	23,782	387	
Busselton Hockey Club Stadium	221	WATC	1.31	10	Jun-30	1.31		3,263	33,253	348	36,517		4,358	32,158	457	
Busselton Golf Club	222	WATC	1.45	10	Jun-31	1.45		7,821	91,882	1,057	99,703		10,447	89,256	1,390	
Dunsborough Bay Yacht Club	223	WATC	2.77	5	Dec-26	1.57		3,655	18,932	251	22,587		4,883	17,704	325	
Geographe Bay Yacht Club	224	WATC	2.77	10	Dec-31	2.42		3,387	44,389	846	47,776		4,530	43,246	1,114	
Community Groups 22/23 \$250K	New	Unknown	1.55	10	New			-	-	-	-	250,000	11,603	238,397	1,915	
<b><u>Economic Services</u></b>																
MRBTA - Ancient Lands Discovery Park	227	WATC	2.77	10	Mar-32	2.77		82,818	1,139,955	24,844	1,222,773		110,808	1,111,965	32,742	
								<b>-</b>	<b>141,212</b>	<b>1,508,570</b>	<b>33,155</b>	<b>1,649,782</b>	<b>250,000</b>	<b>189,475</b>	<b>1,710,307</b>	<b>43,895</b>
<b>Total - Council and Self-supporting Loans</b>								<b>6,500,000</b>	<b>3,562,791</b>	<b>49,112,146</b>	<b>1,373,057</b>	<b>46,174,937</b>	<b>6,750,000</b>	<b>4,517,329</b>	<b>48,407,608</b>	<b>1,711,811</b>



**CITY OF BUSSETON - INVESTMENT PERFORMANCE REPORT**  
For the month of May 2023



11am Bank Account As at 31 May 2023

INSTITUTION	RATE	AMOUNT
ANZ 11am At Call Deposit	3.75%	\$ 12,000,000

Term Deposits - Miscellaneous Funds As at 31 May 2023

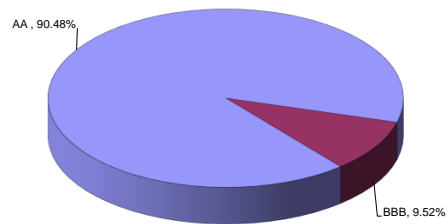
INSTITUTION	RATING	DAYS	MATURITY	RATE	AMOUNT
ANZ	AA	306	16-Feb-24	4.13%	\$ 3,500,000
WBC	AA	150	22-Jul-23	4.61%	\$ 1,500,000
WBC	AA	212	17-Jun-23	4.20%	\$ 1,500,000
Bendigo	BBB	366	22-Mar-24	4.50%	\$ 3,000,000
WBC	AA	245	06-Nov-23	4.84%	\$ 5,000,000
NAB	AA	182	19-Jun-23	4.25%	\$ 4,000,000
NAB	AA	180	26-Jul-23	4.25%	\$ 2,000,000
WBC	AA		Closed 24.4.2023		\$ -
WBC	AA	181	24-Aug-23	4.71%	\$ 2,000,000
WBC	AA		Closed 29.4.2023		\$ -
NAB	AA	152	14-Aug-23	4.45%	\$ 4,000,000
ANZ	AA	306	25-Jan-24	4.17%	\$ 3,000,000
ANZ	AA	305	25-Mar-24	4.56%	\$ 2,000,000
ANZ	AA	337	26-Feb-24	4.16%	\$ 4,000,000
WBC	AA	150	10-Jul-23	4.53%	\$ 4,000,000
NAB	AA	214	03-Oct-23	4.49%	\$ 3,000,000
NAB	AA	207	22-Dec-23	4.90%	\$ 3,000,000
NAB	AA	150	27-Jul-23	4.42%	\$ 4,000,000
ANZ	AA	153	10-Aug-23	4.13%	\$ 2,000,000
ANZ	AA	150	10-Jul-23	3.57%	\$ 3,000,000
CBA	AA	300	22-Feb-24	4.43%	\$ 5,000,000
BoQ/MeBank	BBB	365	23-Apr-24	4.75%	\$ 2,000,000
BoQ	BBB	366	02-May-24	4.55%	\$ 2,000,000
BoQ	BBB	366	30-May-24	4.95%	\$ 2,000,000
ANZ	AA	181	29-Jul-23	3.75%	\$ 4,000,000
ANZ	AA		Closed 29.5.2023		
CBA	AA	239	28-Jun-23	4.19%	\$ 3,000,000
WBC	AA	335	20-Mar-24	4.50%	\$ 4,000,000
WBC	AA	184	20-Nov-23	4.76%	\$ 4,000,000
WBC	AA	273	20-Jun-23	4.30%	\$ 4,000,000
CBA	AA	272	19-Jun-23	4.11%	\$ 5,000,000
CBA	AA	366	22-May-24	4.97%	\$ 5,000,000

Total of Term Deposits **94,500,000.00**

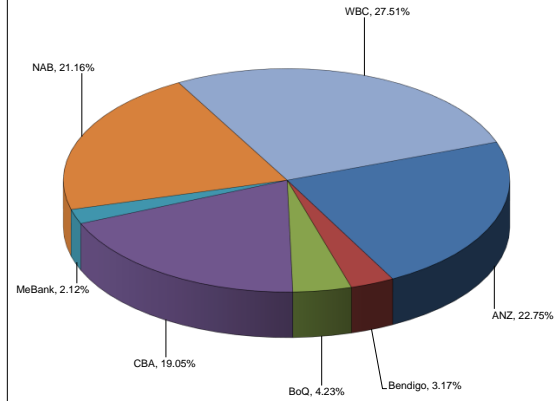
Weighted Average Annual Rate of Return **4.41%**

Investment Graphs

Summary of Term Deposits by S & P Rating (Excludes WATC and 11am Cash Account Funds)



Summary of Term Deposits by Institution (Excludes WATC and 11am Cash Account Funds)



Airport Redevelopment Funds As at 31 May 2023

WA Treasury Corp. - Overnight Cash Deposit Facility	3.80%	\$ 612,889
---	-------	------------

Total of Airport Redevelopment Funds - WATC \$ 612,889

Nil

Total of Airport Redevelopment Funds - Bank Term Deposits \$0

ANZ Cash Account	AA	NA	NA	3.75%	\$ 784,422
------------------	----	----	----	-------	------------

Total of Airport Redevelopment Funds - Other \$ 784,422

Total of Airport Redevelopment Funds \$ 1,397,312

Interest Received 2015/16	\$ 609,666
Interest Received 2016/17	\$ 1,158,623
Interest Received 2017/18	\$ 631,835
Interest Received 2018/19	\$ 121,836
Interest Received 2019/20	\$ 43,093
Interest Received 2020/21	\$ 2,267
Interest Received 2021/22	\$ 1,626
Interest Received 2022/23	\$ 44,463
Interest Accrued but not yet Received	\$ 12,659

Total Interest Airport Funds (Non-Reserve) at month's end \$ 2,626,068

Interest Transferred out and held in City Reserve Account 136	\$ 1,085,630
Interest Transferred out to Municipal Funds	\$ 44,484
Interest Earnt (incl. Accrued) on Funds Held in City Reserve A/c 136	\$ 119,253

(Note: Funds held with the WATC are in accordance with the Airport Redevelopment Funding Contract and the Foreshore Development Contract and are not held within the requirements of the City's Investment Policy 218)

SUMMARY OF ALL INVESTMENTS HELD As at 1 year ago As at 30 June 2022 As at 31 May 2023

11am Bank Account	\$ 20,500,000	\$ 11,500,000	\$ 12,000,000
11am Bank Account Interest - not yet fully processed		\$ -	\$ 29,904
Term Deposits - Misc. Funds	\$ 81,501,572	\$ 81,500,000	\$ 94,500,000
Term Deposit Interest - not yet fully processed		\$ -	\$ -
Airport Redevelopment - WATC Deposits	\$ 1,639,732	\$ 1,640,116	\$ 612,889
Airport Redevelopment - ANZ Cash A/c	\$ 784,422	\$ 784,422	\$ 784,422
Total of all Investments Held	\$ 104,425,726	\$ 95,424,539	\$ 107,927,216

TOTAL INTEREST RECEIVED AND ACCRUED \$ 243,151 \$ 319,405 \$ 3,384,895

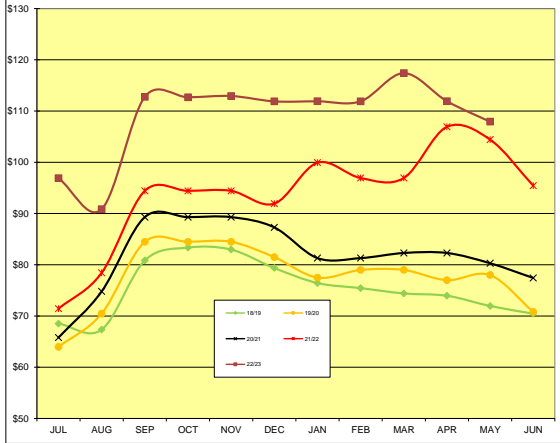
INTEREST BUDGET \$ 184,108 \$ 200,000 \$ 1,479,224

(Note: Interest figures relate to City general funds only and does not include interest allocated to specific areas such as the Airport Redevelopment)

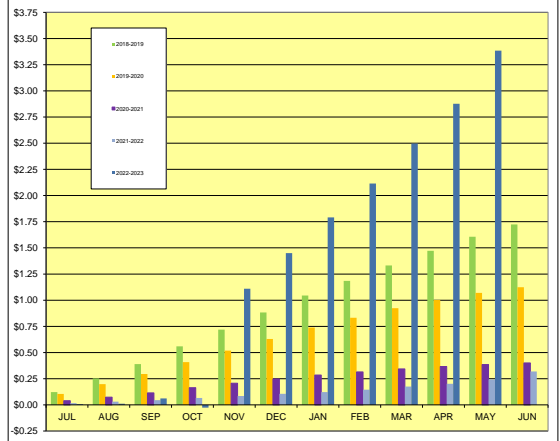
Statement of Compliance with Council's Investment Policy 218

1. All funds are to be invested within legislative limits. **Fully Compliant**
2. All individual funds held within the portfolio are not to exceed a set percentage of the total portfolio value. **Fully Compliant**
3. The amount invested based upon the Fund's Rating is not to exceed the set percentages of the total portfolio. **Fully Compliant**
4. The amount invested based upon the Investment Horizon is not to exceed the set percentages of the total portfolio. **Fully Compliant**

Balance of Investments (\$millions)



Interest Earnt on Investments (\$millions)



## City of Busselton

## Statement of Financial Activity

## Year to Date As At 31 May 2023

	2022/2023 Actual YTD	2022/2023 Amended Budget YTD	2022/2023 Original Budget YTD	2022/2023 Amended Budget	2022/2023 Original Budget	2022/23 YTD Bud (A) Variance %
	\$	\$	\$	\$	\$	
<b>Revenue from Ordinary Activities</b>						
Rates	57,412,783	57,356,019	57,356,019	57,741,408	57,741,408	0.10%
Operating Grants, Subsidies and Contributions	3,451,815	2,291,858	1,387,654	3,432,638	3,432,638	50.61%
Fees & Charges	21,132,816	15,474,832	15,474,832	19,894,021	19,894,021	36.56%
Other Revenue	522,705	322,133	322,133	351,906	351,906	62.26%
Interest Earnings	3,843,256	1,738,478	1,738,478	2,019,250	2,019,250	121.07%
	<b>86,363,374</b>	<b>77,183,320</b>	<b>76,279,115</b>	<b>83,439,223</b>	<b>83,439,223</b>	<b>11.89%</b>
<b>Expenses from Ordinary Activities</b>						
Employee Costs	(32,761,427)	(30,019,685)	(29,963,284)	(36,283,918)	(36,307,918)	-9.13%
Materials & Contracts	(18,840,143)	(11,947,629)	(10,174,314)	(23,421,561)	(22,164,077)	-57.69%
Utilities (Gas, Electricity, Water etc)	(2,504,444)	(2,192,406)	(2,192,406)	(2,876,680)	(2,876,680)	-14.23%
Depreciation on non current assets	(24,088,366)	(25,184,566)	(25,184,566)	(27,439,900)	(27,439,900)	4.35%
Insurance Expenses	(869,528)	(635,825)	(635,825)	(652,369)	(652,369)	-36.76%
Other Expenditure	(4,435,682)	(2,385,846)	(1,591,909)	(7,627,766)	(7,677,546)	-85.92%
Allocations	1,605,114	1,930,428	1,930,428	2,105,926	2,132,924	16.85%
	<b>(81,894,477)</b>	<b>(70,435,529)</b>	<b>(67,811,876)</b>	<b>(96,196,268)</b>	<b>(94,985,566)</b>	<b>-16.27%</b>
<b>Borrowings Cost Expense</b>						
Interest Expenses	(1,284,101)	(1,323,775)	(1,323,775)	(1,722,673)	(1,722,673)	3.00%
	<b>(1,284,101)</b>	<b>(1,323,775)</b>	<b>(1,323,775)</b>	<b>(1,722,673)</b>	<b>(1,722,673)</b>	<b>3.00%</b>
Non-Operating Grants, Subsidies and Contributions	11,896,553	594,396	594,396	33,439,826	31,102,583	1901.45%
Profit on Asset Disposals	200,266	23,632	23,632	18,846	23,632	747.43%
Loss on Asset Disposals	(60,807)	(45,550)	(45,550)	(45,450)	(45,550)	-33.49%
	<b>12,036,011</b>	<b>572,478</b>	<b>572,478</b>	<b>33,413,222</b>	<b>31,080,665</b>	<b>2002.44%</b>
<b>Net Result</b>	<b>15,220,808</b>	<b>5,996,494</b>	<b>7,715,943</b>	<b>18,933,504</b>	<b>17,811,649</b>	<b>153.83%</b>
<b>Adjustments for Non-cash Revenue &amp; Expenditure</b>						
Depreciation	24,088,366	25,184,566	25,184,566	27,439,900	27,439,900	
Donated Assets	(1,160,837)	0	0	(5,740,000)	(5,740,000)	
(Profit)/Loss on Sale of Assets	(139,459)	21,917	21,917	26,604	21,918	
Allocations & Other Adjustments	(222,910)	0	0	0	0	
Deferred Pensioner Movements (Non-current)	(36,432)	0	0	0	0	
Deposit & Bonds Movements (cash backed NC)	56,587	0	0	0	0	
Future Obligations Net Movements (NC)	2,604,418	(640,625)	0	(250,254)	0	
<b>Capital Revenue &amp; (Expenditure)</b>						
Land & Buildings	(11,266,122)	(14,828,171)	(14,828,171)	(41,671,124)	(40,359,914)	24.02%
Plant & Equipment	(1,694,834)	(1,313,939)	(1,313,939)	(4,773,534)	(2,451,873)	-28.99%
Furniture & Equipment	(781,848)	(632,865)	(632,865)	(1,152,956)	(983,664)	-23.54%
Infrastructure	(13,561,637)	(17,377,055)	(17,377,055)	(24,396,525)	(22,600,157)	21.96%
Proceeds from Sale of Assets	603,611	663,452	613,452	460,652	613,452	-9.02%
Proceeds from New Loans	6,500,000	0	0	6,750,000	6,750,000	100.00%
Self Supporting Loans - Repayment of Principal	141,212	147,002	147,002	189,476	189,476	-3.94%
Total Loan Repayments - Principal	(3,562,791)	(3,634,098)	(3,634,098)	(4,517,329)	(4,517,329)	1.96%
Repayment Capital Lease	(269,514)	(250,974)	(250,974)	(250,974)	(250,974)	-7.39%
Advances to Community Groups	0	0	0	(250,000)	(250,000)	0.00%
Transfer to Restricted Assets	(28,603,922)	0	0	0	0	-100.00%
Transfer from Restricted Assets	21,090,384	640,625	0	13,038,048	12,811,794	3192.16%
Transfer to Reserves	(19,146,378)	(18,272,156)	(18,272,156)	(24,746,495)	(24,477,257)	-4.78%
Transfer from Reserves	15,459,458	492,391	2,158,066	40,835,585	35,886,464	3039.67%
Opening Funds Surplus/ (Deficit)	341,808	507,353	507,353	507,353	507,353	
<b>Net Current Position - Surplus / (Deficit)</b>	<b>5,659,967</b>	<b>(23,296,083)</b>	<b>(19,960,959)</b>	<b>431,931</b>	<b>400,838</b>	

**City of Busselton****Net Current Position****Year to Date As At 31 May 2023**

	2022/23 Actual	2022/23 Amended Budget	2022/23 Original Budget	2021/22 Actual
	\$	\$	\$	\$
<b><u>NET CURRENT ASSETS</u></b>				
<b><u>CURRENT ASSETS</u></b>				
Cash - Unrestricted	2,399,266	155,617	59,525	0
Cash - Restricted	109,326,216	68,833,076	73,739,212	97,960,213
Sundry Debtors	2,706,268	2,779,261	2,779,261	4,245,922
Rates Outstanding - General	1,033,120	120,739	120,739	120,738
Stock on Hand	926,708	900,000	900,000	935,800
	<b><u>116,391,578</u></b>	<b><u>72,788,693</u></b>	<b><u>77,598,737</u></b>	<b><u>103,262,673</u></b>
<b><u>LESS: CURRENT LIABILITIES</u></b>				
Bank Overdraft	0	0	0	304,759
Sundry Creditors	1,405,395	3,523,687	3,523,687	4,490,348
Obligations Liability (C)	0	2,800,000	2,800,000	2,999,485
Performance Bonds	4,126,025	4,069,438	4,069,438	4,069,438
	<b><u>5,531,420</u></b>	<b><u>10,393,125</u></b>	<b><u>10,393,125</u></b>	<b><u>11,864,030</u></b>
Current Position (inclusive of Restricted Funds)	110,860,158	62,395,568	67,205,612	91,398,643
Add: Cash Backed Obligations Liability (C)	0	2,800,000	2,800,000	2,999,485
Add: Cash Backed Liabilities (Deposits & Bonds)	4,126,025	4,069,438	4,069,438	4,069,438
Less: Cash - Restricted Funds	(109,326,216)	(68,833,076)	(73,739,212)	(97,960,213)
<b>NET CURRENT ASSET POSITION</b>	<b><u>5,659,967</u></b>	<b><u>431,930</u></b>	<b><u>335,838</u></b>	<b><u>507,353</u></b>

**City of Busselton  
Capital Construction & Acquisitions Report  
For Period Ended 31 May 2023**

Project Code	Project Description	Actual YTD	Amended Budget YTD	Original Budget YTD	Amended Budget	Budget Original
		\$	\$	\$	\$	\$
<b>Land</b>						
12847	Purchase Sues Road(C)	0	0	0	500,000	500,000
12936	Property Services Administration(C)	0	0	0	50,000	50,000
		0	0	0	550,000	550,000
<b>Buildings</b>						
<b>Aged Housing</b>						
12231	Aged Housing Capital Improvements - Harris Road(C)	7,089	0	0	42,608	12,608
12233	Aged Housing Capital Improvements - Winderlup(C)	80,228	80,000	80,000	125,215	25,215
12234	Aged Housing Capital Improvements - Winderlup Court (CityC)	24,420	49,000	49,000	49,000	49,000
		111,737	129,000	129,000	216,823	86,823
<b>Saltwater</b>						
10024	Performing Arts Convention Centre(C)	4,679	0	0	0	0
12471	BPACC - Construction(C)	8,627,381	10,499,409	10,499,409	11,453,899	11,453,899
12652	BPACC - Design of Structure / Professional Fees(C)	629,219	90,475	90,475	98,700	98,700
12779	BPACC - Contingency (C)	475,724	0	0	0	0
12780	BPACC - Landscaping (C)	472	0	0	0	0
12781	BPACC - Loose Furniture & Fittings (C)	20,481	0	0	0	0
12782	BPACC - Utility Costs (C)	17,727	0	0	0	0
12783	BPACC - IT Hardware & Software (C)	46,594	0	0	0	0
12916	BPACC - Construction(C)	0	0	0	550,000	550,000
12917	BPACC - Loose Furniture & Fittings(C)	982	0	0	250,000	250,000
12918	BPACC - Construction(C)	0	0	0	1,642,703	1,642,703
12919	BPACC - Construction - Funded Federal Government Grant(C)	0	0	0	2,799,000	2,799,000
12920	BPACC - Construction - Funded Loan(C)	0	0	0	6,500,000	6,500,000
12921	BPACC - Construction - Funded RA Unspent Loans(C)	0	0	0	7,187,000	7,187,000
12922	BPACC - Contingency - Funded RA Unspent Loans(C)	0	0	0	2,000,000	2,000,000
12923	BPACC - Design of Structure / Professional Fees - Funded (C)	0	0	0	670,000	670,000
12924	BPACC - Utility Costs - Funded RA Unspent Loans(C)	0	0	0	143,000	143,000
12925	BPACC - Construction - Funded Grant Community Program Pha(C)	0	0	0	1,923,000	1,923,000
12926	BPACC - Construction - Funded RIO Sponsorship(C)	0	0	0	250,000	250,000
12927	BPACC - Construction - Funded Building Asset Renewal Rese(C)	0	0	0	130,000	130,000
12928	BPACC - IT Hardware & Software - Funded Corporate IT Syst(C)	0	0	0	75,000	75,000
12929	BPACC - Landscaping - Funded Parks, Gardens & Reserve Res(C)	0	0	0	500,000	500,000
		9,823,257	10,589,884	10,589,884	36,172,302	36,172,302
10016	Civic and Administration Centre Minor Upgrades(C)	3,300	32,083	32,083	35,000	35,000
10585	BMRA Hangars(C)	0	303,790	303,790	303,790	303,790
10589	Airport Construction, Existing Terminal Upgrade(C)	387,097	400,588	400,588	496,254	287,000
10622	Bovell Construction of Change rooms(C)	84,663	72,394	72,394	72,394	72,394
10642	Dunsborough Lakes Sporting Precinct-Pavilion/Changeroom F(C)	52,154	1,284,775	1,284,775	1,284,775	1,284,775
10688	Depot Washdown Facility Upgrades(C)	0	76,700	76,700	76,700	76,700
10788	GLC Building Improvements(C)	233,564	404,382	404,382	423,934	423,934
10789	GLC CCTV Installation(C)	0	0	0	0	50,000
10972	Churchill Park Renew Sports Lights(C)	215,392	188,252	188,252	188,252	188,252
12428	Re-use shop Busselton Transfer Station(C)	16,899	400,000	400,000	550,000	0
12435	Dunsborough Youth Centre Building Construction(C)	43,973	36,147	36,147	36,147	36,147
12440	Energy Efficiency Initiatives (Various Buildings) (C)	48,576	124,238	124,238	133,234	133,234
12457	Busselton Jetty Tourist Park Upgrade(C)	13,031	45,686	45,686	45,686	45,686
12789	Busselton Library -Lighting Improvements(C)	0	0	0	0	9,224
12791	Naturaliste Community Centre Fire Indicator Panel Renewal(C)	15,174	27,500	27,500	30,000	30,000
12792	Dunsborough Hall - Asbestos Management Allocation (C)	5,670	15,583	15,583	17,000	17,000
12793	Bunker Bay Ablution - Improvements(C)	6,720	15,583	15,583	17,000	17,000
12795	Busselton Depot CCTV & Electronic Gate(C)	29,636	100,417	100,417	105,000	55,000
12796	Depot Training Room (C)	26,000	9,717	9,717	10,600	10,600
12797	Dunsborough Hall Renewals(C)	9,560	24,517	24,517	26,746	26,746
12798	High Street Hall (C)	5,095	5,500	5,500	6,000	6,000
12800	Old Courthouse and Jail Cells (C)	17,860	55,917	55,917	61,000	61,000
12801	Old Police Quarters - Roof Renewal(C)	75,644	55,000	55,000	60,000	60,000
12803	Seymour Park Toilets(C)	5,865	4,950	4,950	5,400	5,400
12804	Airport Terminal Building(C)	18,965	29,138	29,138	31,787	31,787
12868	Busselton Jetty Tourist Park - Cabin Replacement/Upgrade (C)	0	0	0	205,000	205,000
12869	Busselton Jetty Tourist Park - Renewal Works Park 1 Ablut(C)	0	0	0	46,120	46,120
12939	Administration Building- 2-16 Southern Drive(C)	6,918	0	0	15,000	0
12940	Depot Building-Busselton((C)	6,412	0	0	50,000	0
12942	Asbestos Removal & Replacement(C)	2,960	30,250	30,250	33,000	33,000
14836	RFDS relocation(C)	0	366,180	366,180	366,180	0
		1,331,128	4,109,287	4,109,287	4,731,999	3,550,789
		11,266,122	14,828,171	14,828,171	41,121,124	39,809,914
<b>Plant and Equipment</b>						
10700	Dunsborough Cemetery(C)	10,073	17,273	17,273	17,273	17,273
12870	Busselton Jetty Tourist Park- Replace Holden Colorado 4x4(C)	0	0	0	35,000	35,000
12871	Busselton Jetty Tourist Park - Replace Stihl FS110 Brush(C)	0	0	0	0	1,000
12872	Busselton Jetty Tourist Park - Battery Powered Mule (C)	0	0	0	0	35,000
12879	Plant Purchases (P11) - Spit water heavy duty high pressu(C)	10,741	0	0	14,000	14,000
12880	Plant Purchases (P11) - Water Tank 4,500 LT with Pump & (C)	0	0	0	0	15,000
12881	HINO FD1024 Beavertail Truck (Turf) (C)	0	0	0	0	110,000

**City of Busselton  
Capital Construction & Acquisitions Report  
For Period Ended 31 May 2023**

Project Code	Project Description	Actual YTD	Amended Budget YTD	Original Budget YTD	Amended Budget	Budget Original
		\$	\$	\$	\$	\$
12882	Isuzu NPR65-190 Single Cab (Turf) (C)	0	0	0	0	90,000
12883	Plant Purchases (P11) - Kubota F3690 Outfront Mower (C)	29,200	0	0	33,000	33,000
12884	KUBOTA F3690 OUTFRONT MOWER (C)	0	0	0	33,000	33,000
12885	KUBOTA F3690 OUTFRONT MOWER (C)	0	0	0	33,000	33,000
12886	Brush / Tree Chipper (C)	0	0	0	100,000	100,000
12887	Plant Purchases (P11) - Redexim Easyspread 1600 Sand Spre(C)	0	0	0	20,000	20,000
12888	HINO FS2848 Tipper Truck (C&M) (C)	0	0	0	230,000	230,000
12889	Plant Purchases (P12) - Speed Display/VMB single axle tra(C)	0	0	0	25,000	25,000
12890	Caterpillar CS56 Roller (C&M) (C)	0	0	0	180,000	180,000
12891	Plant Purchases (P12) - Ditchwitch Cable Locator(C)	0	0	0	8,000	8,000
12892	ISUZU FVZ1400 Tipper Truck (C&M) (C)	0	0	0	230,000	230,000
12893	Planning and Development Services - Replacement Complianc(C)	43,000	0	0	41,000	41,000
12894	Nissan Xtrail ST-L 2WD (Strategic Planning Coord) (C)	0	0	0	0	35,000
12895	NISSAN X-TRAIL ST-L 2WD SUV (ASSET MGMT COORD) (C)	0	0	0	0	35,000
12896	Facilities Co-Ordinator Vehicle (C)	0	0	0	42,000	42,000
12897	ISUZU D-MAX SX 4X2 SINGLE CAB UTILITY (IRRIGATION) (C)	0	0	0	0	42,000
12898	MITSUBISHI TRITON 4X2 SINGLE CAB UTE (P&G) (C)	0	0	0	0	42,000
12899	Construction & Maintenance Ute (C)	0	0	0	42,000	42,000
12900	TOYOTA HILUX DUAL CAB 4X4 (CONST SUPERVISOR) (C)	0	0	0	0	42,000
12901	TOYOTA HILUX DUAL CAB 4X4 (MTCE SUPERVISOR) (C)	0	0	0	0	42,000
12902	Manager Governance & Corp Services Vehicle (C)	0	0	0	40,000	40,000
12903	Finance and Corporate Services - Replacement IT Coordinat(C)	34,623	0	0	35,000	35,000
12904	Plant Purchases (P11) - Minor Plant (P&G) (C)	9,412	0	0	20,000	20,000
12905	Plant Purchases (P11) - Minor Plant (Non-Capital)(C)	0	0	0	0	40,000
12906	Plant Purchases (P12) - Minor Plant (C&M) (C)	24,014	0	0	15,000	15,000
12907	Plant Purchases (P12) - Minor Plant (Non-Capital)(C)	0	0	0	0	15,000
12908	Program 12 - Minor Plant (Workshop) (C)	0	0	0	10,000	10,000
12909	Busselton Jetty - Replacement Stihl MS381 Chainsaw(C)	0	0	0	0	2,000
12910	Busselton Jetty - Replacement Honda EU20 Generator (Jetty)(C)	0	0	0	0	3,000
12911	VOLVO FE320 WASTE TRUCK (C)	0	0	0	440,000	440,000
12912	Waste Management - Plant Replacement Grab bucket and atta(C)	33,614	0	0	30,000	30,000
12913	Waste Management - Plant Replacement Trailer for bin clea(C)	16,864	0	0	20,000	20,000
12914	Minor Plant - Program 10 (C)	0	0	0	10,000	10,000
12915	Waste Management - Plant Replacement Minor (Non Capital)(C)	0	0	0	0	10,000
12930	Airport Operations - Replacement Ute - Airport Operations(C)	38,417	0	0	35,000	35,000
12931	Airport Operations - Replacement Deutz/able 75KVA Generat(C)	0	0	0	0	25,000
12932	Airport Operations - Replacement Toro Groundmaster 7200 M(C)	0	0	0	30,000	30,000
12933	Airport Operations - Replacement Stihl FS94R CE Brushcut(C)	0	0	0	0	700
12934	Airport Operations - Replacement Bar Pertol 3000PSI Press(C)	0	0	0	0	1,500
12935	Airport Operations - Replacement Blower(C)	0	0	0	0	400
12948	TOYOTA HILUX SR 4X4 DUAL CAB UTILITY (BMO) (C)	0	0	0	0	42,000
14268	TOYOTA PRADO GXL 4X4 (CEO Tony.N)(C)	64,682	0	0	60,000	0
14727	Baggage handling system injector belt(C)	57,250	36,666	36,666	55,000	55,000
14734	MAZDA CX5 TOURING AWD SUV (JENNY MAY) REPL.P194110(C)	39,330	0	0	0	0
14744	MITSUBISHI PAJERO GLX 4X4 (MGR REG SERV) (C)	0	0	0	41,083	0
14746	TOYOTA HILUX 4X4 SIN CAB UTIL TRAY (PARK-EF)REP196100(C)	43,994	0	0	44,017	0
14753	FLOODRITE 10,000L WATER TANK (CONST) REPL.P198111(C)	40,270	0	0	40,270	0
14763	FORD ESCAPE ST LINE 2WD (FLEET COOR) Repl.P194126(C)	34,128	0	0	34,128	0
14765	MITSUBISHI PAJERO SPORT 4X4 SUV REP P196110(C)	39,931	0	0	39,931	0
14766	NISSAN X-TRAIL AWD (EVENTS COORD) REP P192024(C)	36,642	0	0	36,642	0
14767	TOYOTA HILUX 4WD DUAL CAB UTILITY (RANGER SER)RepP196102(C)	53,364	0	0	53,364	0
14768	TOYOTA HILUX SR 4X4 DUAL CAB U (G STEWART) REPL.P196098(C)	49,508	0	0	49,508	0
14770	VOLVO FE320 6X4 RUBBISH COMPA Repl. P166020(C)	426,679	0	0	426,679	0
14773	KOMATSU GD655-7 MOTOR GRADER (CONSTR.) REPL.P103002(C)	410,814	0	0	410,800	0
14805	TOYOTA RAV4 HYBRID 4X2 SUV (REP P194120)(C)	35,217	0	0	35,217	0
14818	Wheeled 20t excavator Inc. Accessories(C)	0	485,000	485,000	485,000	0
14819	Positrak (Cat 299) with Accessories (C)	0	250,000	250,000	250,000	0
14820	Trailer for Towing Positrak & Traffic Lights(C)	0	40,000	40,000	40,000	0
14821	Trailer Traffic Lights x 2 (and Sign Cones)(C)	0	45,000	45,000	45,000	0
14823	VOLVO FE320 WASTE TRUCK (C)	0	440,000	440,000	440,000	0
14842	HINO CREW CAB TIPPER TRUCK (C)	0	0	0	100,540	0
14843	HINO CREW CAB TIPPER TRUCK (C)	0	0	0	111,192	0
14844	New CBD Truck West (C)	113,066	0	0	111,280	0
14845	New Construction Truck(C)	0	0	0	95,610	0
		1,694,834	1,313,939	1,313,939	4,773,534	2,451,873
<b>Furniture and Equipment</b>						
10965	P&E - P&G Smart Technologies(C)	53,924	0	0	100,000	100,000
11038	Pilot Act. Lighting control unit(C)	7,240	0	0	0	0
12876	ICT Services - Equipment & Software Purchases(C)	329,200	219,845	219,845	594,845	594,845
12878	Naturaliste Community Centre (NCC) - Purchase Office Furn(C)	0	0	0	20,000	20,000
12937	Community Resource Centre(C)	12,676	0	0	20,000	20,000
12938	YCAB (Youth Precinct Foreshore)(C)	0	0	0	5,091	5,091
14729	Events Furniture & Equipment(C)	251,335	200,000	200,000	200,000	200,000
14730	Geographe Leisure Centre Fitness Equipment(C)	0	18,160	18,160	18,160	18,160
14731	Cultural Planning Furniture & Equipment(C)	55,970	78,185	78,185	78,185	25,568
14764	Christmas Decorations (C)	39,870	39,870	39,870	39,870	0
14824	Barnard Park New Hot Water System(C)	31,633	40,000	40,000	40,000	0

City of Busselton  
Capital Construction & Acquisitions Report  
For Period Ended 31 May 2023

Project Code	Project Description	Actual YTD	Amended Budget YTD	Original Budget YTD	Amended Budget	Budget Original
		\$	\$	\$	\$	\$
14830	Airport Capital Furniture&Equipment(C)	0	36,805	36,805	36,805	0
		781,848	632,865	632,865	1,152,956	983,664
<b>Roads Infrastructure ***</b>						
10610	Forth Street Groyne Carpark - Formalise and Seal(C)	12,953	0	0	0	0
10673	Peel & Queen Street Roundabout Service Relocation(C)	543	19,941	19,941	19,941	19,941
11135	Carey Street - Asphalt Overlay & Kerb(C)	458	0	0	0	0
11193	Wilyabrup Road Resheet(C)	49,357	119,167	119,167	130,000	130,000
11199	Bussell Highway(C)	36,043	1,267,645	1,267,645	1,330,145	1,330,145
11987	Caves Road - Median Crossing(C)	917	17,960	17,960	17,960	17,960
11989	Chapman Hill Road(C)	154,394	381,951	381,951	381,951	381,951
11991	Commonage & Hayes Road intersection Safety works(C)	1,180	38,951	38,951	38,951	38,951
11996	Geographe Bay Road Quindalup(C)	352	0	0	0	0
11997	Gifford Road Reconstruction(C)	84,271	111,053	111,053	111,053	111,053
11998	Kaloorup Road(C)	60,964	79,690	79,690	79,690	79,690
11999	Kaloorup Road - Reconstruct and Seal Shoulders(C)	0	25,472	25,472	25,472	25,472
12000	Kaloorup Road (Stage 1)(C)	33,702	69,412	69,412	69,412	69,412
12005	Payne Road(C)	198,830	522,500	522,500	570,000	570,000
12007	Rendezvous Road Spray Seals(C)	0	0	0	0	150,000
12008	Road Safety Signage Infrastructure(C)	15,231	0	0	0	0
12009	Seascape Rise - Road Safety Upgrade(C)	4,315	0	0	0	0
12010	Sugarloaf Road(C)	1,446,443	1,214,331	1,214,331	1,445,743	751,509
12012	Wildwood Road(C)	623,587	640,000	640,000	640,000	0
12574	Cape Naturaliste Road(C)	77	0	0	0	0
12577	Queen Street(C)	656	0	0	0	0
12597	Hairpin Road(C)	38	0	0	0	0
12601	Falkingham Road(C)	(123)	0	0	0	0
12602	Gale Street(C)	123	0	0	0	0
12605	Queen Elizabeth Avenue(C)	539	0	0	0	0
12610	Chain Avenue(C)	115	0	0	0	0
12611	North Jindong Road(C)	647,335	770,000	770,000	770,000	0
12645	Marine Terrace(C)	9,513	0	0	0	0
12741	Queen Elizabeth Ave asphalt overlay section between slk 0(C)	856	0	0	0	0
12743	Metricup Road(C)	591	0	0	0	0
12823	Ludlow-Hithergreen Second Coat Seal (C)	31,882	27,500	27,500	30,000	30,000
12824	Acton Park Road(C)	615,384	1,084,417	1,084,417	1,183,000	1,183,000
12825	Farquar Road Resheet(C)	107,125	68,750	68,750	75,000	75,000
12826	Glendon Road Resheet(C)	23,531	26,901	26,901	29,347	29,347
12827	Commonage Road(C)	37,174	256,667	256,667	280,000	280,000
12835	Ludlow-Hithergreen Road(C)	221,310	302,500	302,500	330,000	330,000
12836	Metricup(C)	95,999	110,000	110,000	120,000	120,000
12837	Pre-emptive Design Works (C)	40,673	45,833	45,833	50,000	50,000
12838	Queen Elizabeth Avenue(C)	374,188	632,500	632,500	690,000	690,000
12839	Seista Park Road(C)	0	0	0	0	198,000
12840	Sheens Road Apron(C)	10,878	7,333	7,333	8,000	8,000
12841	Strelly Street (C)	38,399	55,000	55,000	60,000	60,000
12842	Nuttman Road (C)	511	50,632	50,632	55,235	55,235
12851	Bussell Highway(C)	27,968	137,500	137,500	150,000	150,000
14749	Jalbarragup Road Shoulders(C)	40,664	40,000	40,000	40,000	0
14817	Road Access Seal - Busselton Animal care facility(C)	234	50,000	50,000	50,000	0
14835	West Street Resurfacing SLK 1.00 to 1.15(C)	10,165	20,000	20,000	30,000	0
14852	North Jindong Road - Prelims and Land Acq SLK 0 to 0 (C)	2,182	0	0	0	0
		5,061,524	8,193,606	8,193,606	8,810,900	6,934,666
<b>Bridges Infrastructure ***</b>						
12377	Gale Road Bridge 3408A(C)	90,000	0	0	90,000	90,000
12378	Kaloorup Road Bridge - 3381(C)	39,000	0	0	0	0
12379	Roy Road - Bridge Construction - Bridge 3373A(C)	87,000	0	0	87,000	87,000
12545	Layman Road Bridge - 3438(C)	234,000	0	0	234,000	234,000
		450,000	0	0	411,000	411,000
<b>Car Parks Infrastructure ***</b>						
10606	Dunsborough Lakes Sporting Precinct (Stage 1) - Carparkin(C)	162,565	183,373	183,373	183,373	183,373
10607	Dunsborough Town Centre Carparking(C)	0	0	0	0	0
10608	Dunsborough Yacht Club Carpark(C)	0	0	0	0	0
10609	Eagle Bay Carpark(C)	0	0	0	0	0
10618	Vasse Oval Gravel Car Parking - Dawson (Eastern Side)(C)	0	0	0	0	0
12533	Foreshore Renewal HighStreet to CareyStreet(C)	7,375	0	0	0	0
12806	Margaret Street Beach Carpark(C)	0	0	0	0	111,687
14813	Geo Bay Road Carpark (10 bays East SLK 0.3 - 0.38)(C)	36,793	70,000	70,000	70,000	0
14815	Carpark Hotel Site 2(C)	60,048	296,000	296,000	330,000	0
		266,780	549,373	549,373	583,373	295,060
<b>Footpaths &amp; Cycleways Infrastructure ***</b>						
10698	Buayanyup Drain Shared Path(C)	4,505	49,446	49,446	49,446	49,446
10736	Arnup Drive Footpath Construction(C)	43,774	74,255	74,255	74,672	74,672
10741	Busselton CBD Footpath Renewal(C)	1,560	100,000	100,000	100,000	100,000

City of Busselton  
Capital Construction & Acquisitions Report  
For Period Ended 31 May 2023

Project Code	Project Description	Actual YTD	Amended Budget YTD	Original Budget YTD	Amended Budget	Budget Original
		\$	\$	\$	\$	\$
10742	Carey Street Footpath Construction(C)	156,588	249,080	249,080	271,724	271,724
10744	End of Trip Footpath Construction(C)	6,340	9,167	9,167	10,000	10,000
10749	Wayfinding Signage - Footpath & Cycleways(C)	2,840	0	0	0	0
10903	DAIP - Disability Access(C)	1,208	30,000	30,000	30,000	0
10960	Dunsborough Centennial Park Project(C)	0	0	0	0	99,384
11986	Causeway Road Shared Path(C)	10,988	320,000	320,000	320,000	194,455
11993	Fern Road(C)	176	0	0	0	0
12439	End of Trip Facilities for Cyclists(C)	155	0	0	0	0
12515	Wayfinding for Cyclists(C)	273	0	0	0	0
12727	Valley Road Footpath(C)	33	0	0	0	0
12731	Busselton Bypass - Fairway to Kangaroo Gully(C)	653	0	0	0	0
12816	Coastal Principled Shares Path (C)	1,800	72,287	72,287	72,288	206,333
12817	Prince Regent Drive (C)	74,983	129,250	129,250	141,000	141,000
12818	Kaloorup Road (C)	7,586	71,500	71,500	78,000	78,000
12877	Principle Shared Path (PSP) Development Approvals (C)	0	22,917	22,917	25,000	25,000
13003	Blythe Road(C)	198	0	0	0	0
14814	Townscape Works Busselton(C)	0	0	0	100,000	0
		313,660	1,127,902	1,127,902	1,272,130	1,250,014
<b><u>Parks, Gardens and Reserves ***</u></b>						
<b><u>Coastal &amp; Boating</u></b>						
10613	Meelup Coastal Parking & Landscaping(C)	4,385	163,385	163,385	178,238	178,238
10645	Coastal Adaptation: Mitigation of Coastal Flooding (Drain(C)	12,842	0	0	0	0
10647	Coastal Protection Structures Renewal(C)	151	0	0	0	0
10777	Coastal Structures (West Busselton Seawall - Stage 2)(C)	134,614	146,560	146,560	146,560	146,560
12812	Coastal Adaptation : Forth St (Stage 2)(C)	0	45,788	45,788	49,950	125,000
12813	Coastal Adaptation : Dunsborough Dunnbay Road to Highview(C)	0	0	0	0	964,798
14737	Coastal Flood Risk Mitigation(C)	447	0	0	0	0
14738	Wave and Tide Sensor Monitoring Buoys(C)	46,175	0	0	50,000	0
		198,614	355,732	355,732	424,748	1,414,596
<b><u>Townscapes</u></b>						
12267	Busselton Townscape Street Furniture Renewals (C)	0	0	0	0	0
12333	Townscape Works Dunsborough(C)	2,141,250	2,006,162	2,006,162	2,135,000	1,298,490
		2,141,250	2,006,162	2,006,162	2,135,000	1,298,490
<b><u>Other P&amp;G Infrastructure</u></b>						
10674	Dunsborough Lakes Sporting Precinct - Outdoor Courts(C)	575,284	531,497	531,497	531,497	531,497
10762	Busselton Foreshore - Exercise Equipment(C)	2,606	0	0	0	0
10765	Foreshore Busselton - High Street to Carey Street(C)	3,002	9,167	9,167	10,000	10,000
10766	Foreshore Yallingup Capital(C)	469	0	0	0	0
10767	Port Geographe General Improvements/ Foreshore(C)	34,023	77,961	77,961	82,285	82,285
10821	Barnard Park East Foreshore Landscaping(C)	17,203	0	0	0	0
10831	Rotary Park / War Memorial Relocation(C)	1,215	0	0	525,000	525,000
10852	RBFS Port Geographe Boat Facility Solar Lighting (C)	21,288	31,800	31,800	31,800	31,800
10950	King Street Reserve - Park Upgrade (Coastal Node)(C)	223	0	0	0	0
10951	Mitchell Park Upgrade(C)	36,760	37,491	37,491	37,491	37,491
10952	Possum Park Barnard East Upgrade(C)	11,698	30,000	30,000	30,000	0
10953	Youth Skate Park(C)	3,595	9,167	9,167	10,000	10,000
10961	King Street Landscaping Stage 2(C)	84	0	0	0	0
10966	Provence SAR Area General Improvements to the Area(C)	6,600	20,000	20,000	20,000	20,000
10967	New Shade Sails – multiple locations (C)	60,880	188,081	188,081	196,414	196,414
10969	Vasse SAR Area General Improvements to the Area(C)	128,610	137,500	137,500	150,000	150,000
11024	Pioneer Cemetery - Implement Conservation Plan(C)	230	0	0	0	0
11034	Dunsborough Non-Potable Water Network(C)	9,940	90,784	90,784	90,784	90,784
11035	Park Furniture Renewals - Replace aged & unsafe Equip(C)	16,577	27,500	27,500	30,000	30,000
11036	Playgrounds General - Replacement of playground equipment(C)	190,799	160,417	160,417	175,000	175,000
11109	BBQ Placement and Replacement(C)	0	13,750	13,750	15,000	15,000
11111	Dawson Park (Mcintyre St Pos)(C)	923	0	0	0	0
11112	Dolphin Road - POS Upgrade(C)	923	0	0	0	0
11115	Kingfish/ Costello - POS Upgrade(C)	923	0	0	0	0
11116	Kingsford Road - POS Upgrade(C)	923	0	0	0	0
11117	Limestone Quarry - POS Upgrade(C)	923	0	0	0	0
11120	Quindalup Old Tennis Courts Site - POS Upgrade(C)	923	0	0	0	0
11122	Tulloh St (Geographe Bay Road) - POS Upgrade(C)	923	0	0	0	0
11123	Wagon Road - POS Upgrade(C)	923	0	0	0	0
12251	Cricket Wicket Renewal(C)	22,991	35,961	35,961	39,230	39,230
12382	Rails to Trails - Continuation of Implementation Plan(C)	8,274	88,243	88,243	88,243	88,243
12401	Barnard East Underground Power(C)	2,508	0	0	0	0
12402	Bovell - Connection of Services(C)	87,702	90,902	90,902	90,902	90,902
12407	Dunsborough Lakes Sporting Precinct (Stage 1)(C)	106,025	594,983	594,983	594,983	594,983
12497	Hotel Site 2 Landscaping(C)	947	0	0	0	0
12523	Beach Access Improvements(C)	3,910	0	0	0	0
12526	Beach Access Improvements(C)	35,468	32,083	32,083	35,000	35,000
12530	Busselton Foreshore Jetty Precinct(C)	679	0	0	0	0
12659	Water Fountain Renewal(C)	12,122	0	0	0	0
12703	Elijah Circle POS(C)	151	0	0	0	0
12819	Beach Enclosures(C)	4,023	0	0	100,491	100,491
12820	Bird Crescent Dunsborough POS- improvements(C)	155	10,083	10,083	11,000	11,000
12821	Churchill Park - Main Oval Renewal (C)	0	0	0	0	444,558



City of Busselton  
 Capital Construction & Acquisitions Report  
 For Period Ended 31 May 2023

Project Code	Project Description	Actual YTD	Amended Budget YTD	Original Budget YTD	Amended Budget	Budget Original
		\$	\$	\$	\$	\$
12846	Mitchell Park Landscape Upgrade Stage 2(C)	0	0	0	150,000	150,000
12849	Sport Oval Lighting - Vasse Ovals(C)	340,399	502,083	502,083	525,000	475,000
12850	Dunsborough Lakes Sporting Precinct (Stage 1) - Planning (C)	0	0	0	105,165	105,165
14806	Asphalt Process Pad at BTS for Vasse River Acid S soils(C)	61,950	0	0	0	0
14807	Storytime Way(C)	36,908	40,000	40,000	40,000	0
14811	RBFS Old Dunsborough Boat Ramp Scour Protection (C)	0	0	0	33,240	0
14816	Carpark Hotel Site 2 Land Scaping(C)	9,633	87,500	87,500	50,000	0
		1,862,317	2,846,952	2,846,952	3,798,525	4,207,975
		4,202,181	5,208,846	5,208,846	6,358,273	6,921,061
<b>Waste Services</b>						
12420	Vidler Road Waste Site Capital Improvements(C)	2,960	28,955	28,955	28,955	28,955
12421	City Lined Landfill Stage 2 - Preliminary Works(C)	1,719,752	0	0	1,950,000	1,950,000
12425	Busselton Landfill Post-closure Capping, Rehab & Remediat(C)	10,568	0	0	2,000,000	2,000,000
12428	Transfer Station Development ©	0	0	0	0	308,375
12844	Dunsborough Landfill - Washdown Bay(C)	0	0	0	150,000	150,000
		1,733,280	28,955	28,955	4,128,955	4,437,330
<b>Jetty Infrastructure ***</b>						
10818	Busselton Jetty - Capital Expenditure(C)	0	457,246	457,246	480,632	280,632
		0	457,246	457,246	480,632	280,632
<b>Drainage Infrastructure ***</b>						
10691	Busselton LIA - Geocatch Drain Partnership WSUD Improveme(C)	1,833	0	0	30,000	30,000
10692	Carey Street Drainage Upgrade(C)	205,562	202,005	202,005	220,369	220,369
12814	High View Road Drainage Works(C)	147,534	203,096	203,096	221,559	221,559
12815	North Street Drainage Works(C)	1,907	213,635	213,635	233,056	233,056
		356,837	618,735	618,735	704,984	704,984
<b>Regional Airport and Industrial Park ***</b>						
10583	Airport Construction Stage 2, Airfield(C)	1,087,885	977,768	977,768	1,427,768	1,350,000
10590	Airport Development - Project Expenses(C)	848	6,940	6,940	10,410	10,410
12941	Airport - Other Buildings(C)	0	4,583	4,583	5,000	5,000
14837	Apron Expansion(C)	88,643	88,100	88,100	88,100	0
14838	BMRAP - Apron Lighting(C)	0	65,000	65,000	65,000	0
14839	BMRAP - Apron CCTV(C)	0	50,000	50,000	50,000	0
		1,177,376	1,192,391	1,192,391	1,646,278	1,365,410
	<b>Sub-Total Infrastructure ***</b>	<b>13,561,637</b>	<b>17,377,055</b>	<b>17,377,055</b>	<b>24,396,525</b>	<b>22,600,157</b>
	<b>Grand Total</b>	<b>27,304,441</b>	<b>34,152,029</b>	<b>34,152,029</b>	<b>71,994,139</b>	<b>66,395,608</b>

**City of Busseton Reserve Movements  
For Period Ended 31 May 2023**

Project Number	Transaction Type	Project Description	YTD Actual	YTD Budget	Budget Original	YTD BudgetA	Budget Amended
<b>1001 - Airport Existing Terminal Building Reserve</b>							
10904	Opening Balance 1/7/2022	Other General Purpose Funding(O)	(323,124.54)	(323,124.54)	(323,124.54)	(323,124.54)	(323,124.54)
10904	Interest Earned	Other General Purpose Funding(O)	(12,780.09)	(6,751.91)	(7,381.30)	(6,751.91)	(7,381.30)
10027	Transfer To Reserve	Asset Management Administration(O)	(122,485.00)	(122,485.00)	(133,619.00)	(122,485.00)	(133,619.00)
12804	Transfer From Reserve	Airport Terminal Building(C)	18,964.80	0.00	31,787.00	0.00	31,787.00
12941	Transfer From Reserve	Airport Operations - Buildings(C)	0.00	0.00	5,000.00	0.00	5,000.00
<i>Airport Existing Terminal Building Reserve Closing Balance</i>			<b>(439,424.83)</b>	(452,361.45)	(427,337.84)	(452,361.45)	(427,337.84)
<b>1003 - Airport Marketing &amp; Incentive Reserve</b>							
10904	Opening Balance 1/7/2022	Other General Purpose Funding(O)	(6,385,898.19)	(6,385,898.19)	(6,385,898.19)	(6,385,898.19)	(6,385,898.19)
10904	Interest Earned	Other General Purpose Funding(O)	(182,172.72)	(113,685.66)	(124,023.83)	(113,685.66)	(124,023.83)
10594	Transfer To Reserve	Airport Operations(O)	(282,051.00)	(282,051.00)	(307,694.00)	(282,051.00)	(307,694.00)
10594	Transfer From Reserve	Airport Operations(O)	1,456,826.72	0.00	3,349,358.00	0.00	3,349,358.00
<i>Airport Marketing &amp; Incentive Reserve Closing Balance</i>			<b>(5,393,295.19)</b>	(6,781,634.85)	(3,468,258.02)	(6,781,634.85)	(3,468,258.02)
<b>1004 - Airport New Terminal Building Reserve</b>							
			0.00	0.00	0.00	0.00	0.00
10904	Interest Earned	Other General Purpose Funding(O)	0.00	0.00	0.00	0.00	0.00
			0.00	0.00	0.00	0.00	0.00
			0.00	0.00	0.00	0.00	0.00
<i>Airport New Terminal Building Reserve Closing Balance</i>			<b>0.00</b>	0.00	0.00	0.00	0.00
<b>1005 - Barnard Park Sports Pavilion Building Reserve</b>							
10904	Opening Balance 1/7/2022	Other General Purpose Funding(O)	(105,989.51)	(105,989.51)	(105,989.51)	(105,989.51)	(105,989.51)
10904	Interest Earned	Other General Purpose Funding(O)	(4,044.26)	(1,987.92)	(2,181.10)	(1,987.92)	(2,181.10)
10027	Transfer To Reserve	Asset Management Administration(O)	(33,605.00)	(33,605.00)	(36,658.00)	(33,605.00)	(36,658.00)
14824	Transfer From Reserve	Barnard Park New Hot Water System(C)	31,632.80	0.00	0.00	0.00	40,000.00
<i>Barnard Park Sports Pavilion Building Reserve Closing Balance</i>			<b>(112,005.97)</b>	(141,582.43)	(144,828.61)	(141,582.43)	(104,828.61)
<b>1006 - Building Asset Renewal Reserve Fund - General Buildings</b>							
10904	Opening Balance 1/7/2022	Other General Purpose Funding(O)	(2,691,452.78)	(2,691,452.78)	(2,691,452.78)	(2,691,452.78)	(2,691,452.78)
10904	Interest Earned	Other General Purpose Funding(O)	(101,158.25)	(43,459.02)	(47,425.41)	(43,459.02)	(47,425.41)
10027	Transfer To Reserve	Asset Management Administration(O)	(794,222.00)	(794,222.00)	(866,428.00)	(794,222.00)	(866,428.00)
10175	Transfer From Reserve	Yallingup Hall(O)	0.00	0.00	0.00	0.00	10,000.00
11801	Transfer From Reserve	Old Butter Factory(O)	0.00	0.00	0.00	0.00	26,000.00
12792	Transfer From Reserve	Dunsborough Hall - Asbestos Management Allocation (C)	0.00	0.00	17,000.00	0.00	17,000.00
12793	Transfer From Reserve	Bunker Bay Ablution - Improvements(C)	0.00	0.00	17,000.00	0.00	17,000.00
12794	Transfer From Reserve	Busseton Depot: Workshop (O)	0.00	0.00	30,000.00	0.00	30,000.00
12795	Transfer From Reserve	Busseton Depot CCTV & Electronic Gate(C)	25,000.00	0.00	55,000.00	0.00	55,000.00
12796	Transfer From Reserve	Depot Training Room (C)	26,000.00	0.00	10,600.00	0.00	10,600.00
12797	Transfer From Reserve	Dunsborough Hall Renewals(C)	0.00	0.00	26,746.00	0.00	26,746.00
12798	Transfer From Reserve	High Street Hall (C)	0.00	0.00	6,000.00	0.00	6,000.00
12799	Transfer From Reserve	High Street Hall - Roof Repairs(O)	0.00	0.00	12,000.00	0.00	12,000.00
12800	Transfer From Reserve	Old Courthouse and Jail Cells (C)	0.00	0.00	61,000.00	0.00	61,000.00
12801	Transfer From Reserve	Old Police Quarters - Roof Renewal(C)	75,644.00	0.00	60,000.00	0.00	60,000.00
12802	Transfer From Reserve	Old Police Quarters - Re-putty windows and Paint(O)	0.00	0.00	5,000.00	0.00	5,000.00
12803	Transfer From Reserve	Seymour Park Toilets(C)	0.00	0.00	5,400.00	0.00	5,400.00
12927	Transfer From Reserve	BPACC - Construction - Funded Building Asset Renewal Rese(C)	0.00	0.00	130,000.00	0.00	130,000.00
12942	Transfer From Reserve	Asbestos Removal & Replacement(C)	0.00	0.00	33,000.00	0.00	33,000.00
12943	Transfer From Reserve	Bay View Cres-Toilets(O)	11,615.00	0.00	9,500.00	0.00	9,500.00
12944	Transfer From Reserve	Bovell-Toilets & Change Rooms(O)	13,824.00	0.00	25,000.00	0.00	25,000.00
12945	Transfer From Reserve	Bunker Bay - Toilet(O)	0.00	0.00	5,600.00	0.00	5,600.00
12946	Transfer From Reserve	Seymour Park Toilet(O)	0.00	0.00	15,000.00	0.00	15,000.00
12947	Transfer From Reserve	Old Court House(O)	0.00	0.00	15,000.00	0.00	15,000.00
<i>Building Asset Renewal Reserve Fund - General Buildings Closing Balance</i>			<b>(3,434,750.03)</b>	(3,529,133.80)	(3,066,460.19)	(3,529,133.80)	(3,030,460.19)
<b>1007 - Busseton Area Drainage and Waterways Improvement Reserve</b>							
10904	Opening Balance 1/7/2022	Other General Purpose Funding(O)	(130,608.29)	(130,608.29)	(130,608.29)	(130,608.29)	(130,608.29)
10904	Interest Earned	Other General Purpose Funding(O)	(3,624.57)	(1,233.87)	(1,361.62)	(1,233.87)	(1,361.62)
			0.00	0.00	0.00	0.00	0.00
			0.00	0.00	0.00	0.00	0.00
<i>Busseton Area Drainage and Waterways Improvement Reserve Closing Balance</i>			<b>(134,232.86)</b>	(131,842.16)	(131,969.91)	(131,842.16)	(131,969.91)
<b>1008 - Busseton Community Resource Centre Reserve</b>							
10904	Opening Balance 1/7/2022	Other General Purpose Funding(O)	(422,704.86)	(422,704.86)	(422,704.86)	(422,704.86)	(422,704.86)
10904	Interest Earned	Other General Purpose Funding(O)	(15,261.31)	(8,225.69)	(8,982.83)	(8,225.69)	(8,982.83)
10027	Transfer To Reserve	Asset Management Administration(O)	(96,052.00)	(96,052.00)	(104,779.00)	(96,052.00)	(104,779.00)
12937	Transfer From Reserve	Community Resource Centre(C)	0.00	0.00	20,000.00	0.00	20,000.00
<i>Busseton Community Resource Centre Reserve Closing Balance</i>			<b>(534,018.17)</b>	(526,982.55)	(516,466.69)	(526,982.55)	(516,466.69)
<b>1009 - Busseton Foreshore Maintenance Reserve</b>							
10904	Opening Balance 1/7/2022	Other General Purpose Funding(O)	(12,690.03)	(12,690.03)	(12,690.03)	(12,690.03)	(12,690.03)
10904	Interest Earned	Other General Purpose Funding(O)	(393.60)	(274.23)	(296.04)	(274.23)	(296.04)
			0.00	0.00	0.00	0.00	0.00
			0.00	0.00	0.00	0.00	0.00
<i>Busseton Foreshore Maintenance Reserve Closing Balance</i>			<b>(13,083.63)</b>	(12,964.26)	(12,986.07)	(12,964.26)	(12,986.07)
<b>1010 - Busseton Jetty Tourist Park Reserve</b>							
10904	Opening Balance 1/7/2022	Other General Purpose Funding(O)	(1,241,104.12)	(1,241,104.12)	(1,241,104.12)	(1,241,104.12)	(1,241,104.12)
10904	Interest Earned	Other General Purpose Funding(O)	(47,369.66)	(16,725.50)	(18,236.66)	(16,725.50)	(18,236.66)
10297	Transfer To Reserve	Busseton Jetty Tourist Park(O)	(371,055.63)	(371,055.63)	(404,787.96)	(371,055.63)	(404,787.96)
10297	Transfer From Reserve	Busseton Jetty Tourist Park(O)	0.00	0.00	170,367.00	0.00	171,367.00
12457	Transfer From Reserve	Busseton Jetty Tourist Park Upgrade(C)	0.00	0.00	45,686.00	0.00	45,686.00
12805	Transfer From Reserve	Busseton Jetty Tourist Park Upgrade(O)	0.00	0.00	25,000.00	0.00	25,000.00
12868	Transfer From Reserve	Busseton Jetty Tourist Park - Replace Cabin 2 (C)	0.00	0.00	205,000.00	0.00	205,000.00
12869	Transfer From Reserve	Busseton Jetty Tourist Park - Renewal Works Park 1 Ablut(C)	0.00	0.00	46,120.00	0.00	46,120.00
12870	Transfer From Reserve	Busseton Jetty Tourist Park- Replace Holden Colorado 4x4(C)	0.00	0.00	25,430.00	0.00	25,430.00
12871	Transfer From Reserve	Busseton Jetty Tourist Park - Replace Stihl FS110 Brushc(C)	0.00	0.00	1,000.00	0.00	0.00
12872	Transfer From Reserve	Busseton Jetty Tourist Park - Battery Powered Mule(C)	0.00	0.00	35,000.00	0.00	0.00
<i>Busseton Jetty Tourist Park Reserve Closing Balance</i>			<b>(1,659,529.41)</b>	(1,628,885.25)	(1,110,525.74)	(1,628,885.25)	(1,145,525.74)

**City of Busseton Reserve Movements**

**For Period Ended 31 May 2023**

Project Number	Transaction Type	Project Description	YTD Actual	YTD Budget	Budget Original	YTD BudgetA	Budget Amended
<b>1011 - Busseton Library Building Reserve</b>							
10904	Opening Balance 1/7/2022	Other General Purpose Funding(O)	(88,925.42)	(88,925.42)	(88,925.42)	(88,925.42)	(88,925.42)
10904	Interest Earned	Other General Purpose Funding(O)	(4,050.71)	(1,713.69)	(1,878.83)	(1,713.69)	(1,878.83)
10027	Transfer To Reserve	Asset Management Administration(O)	(56,936.00)	(56,936.00)	(62,114.00)	(56,936.00)	(62,114.00)
12789	Transfer From Reserve	Busseton Library -Lighting Improvements(C)	0.00	0.00	9,224.00	0.00	0.00
<i>Busseton Library Building Reserve Closing Balance</i>			<b>(149,912.13)</b>	(147,575.11)	(143,694.25)	(147,575.11)	(152,918.25)
<b>1012 - CBD Enhancement Reserve</b>							
10904	Opening Balance 1/7/2022	Other General Purpose Funding(O)	(1,333,421.41)	(1,333,421.41)	(1,333,421.41)	(1,333,421.41)	(1,333,421.41)
10904	Interest Earned	Other General Purpose Funding(O)	(16,598.72)	(6,820.44)	(7,421.79)	(6,820.44)	(7,421.79)
10438	Transfer To Reserve	Fire Station Surrounds(O)	(51,777.00)	(51,777.00)	(56,478.00)	(51,777.00)	(56,478.00)
12333	Transfer From Reserve	Townscape Works Dunsborough(C)	1,397,321.00	0.00	1,298,490.00	98,831.00	1,397,321.00
<i>CBD Enhancement Reserve Closing Balance</i>			<b>(4,476.13)</b>	(1,392,018.85)	(98,831.20)	(1,293,187.85)	(0.20)
<b>1013 - Cemetery Reserve</b>							
10904	Opening Balance 1/7/2022	Other General Purpose Funding(O)	(242,001.16)	(242,001.16)	(242,001.16)	(242,001.16)	(242,001.16)
10904	Interest Earned	Other General Purpose Funding(O)	(10,056.60)	(1,645.16)	(1,810.30)	(1,645.16)	(1,810.30)
10157	Transfer To Reserve	Busseton Cemetery(O)	(109,087.00)	(109,087.00)	(119,000.00)	(109,087.00)	(119,000.00)
10158	Transfer From Reserve	Dunsborough Cemetery(O)	0.00	0.00	17,273.00	0.00	17,273.00
12807	Transfer From Reserve	Pioneer Cemetery - Implement Conservation Plan (Reserve O)	0.00	0.00	20,757.00	0.00	20,757.00
12808	Transfer From Reserve	Dunsborough Cemetery (Reserve Funded)(O)	0.00	0.00	20,757.00	0.00	20,757.00
12809	Transfer From Reserve	Memorial Relocation(O)	0.00	0.00	50,000.00	0.00	50,000.00
<i>Cemetery Reserve Closing Balance</i>			<b>(361,144.76)</b>	(352,733.32)	(254,024.46)	(352,733.32)	(254,024.46)
<b>1014 - City Car Parking and Access Reserve</b>							
10904	Opening Balance 1/7/2022	Other General Purpose Funding(O)	(1,213,889.15)	(1,213,889.15)	(1,213,889.15)	(1,213,889.15)	(1,213,889.15)
10904	Interest Earned	Other General Purpose Funding(O)	(40,932.56)	(15,251.72)	(16,625.78)	(15,251.72)	(16,625.78)
10027	Transfer To Reserve	Asset Management Administration(O)	(151,371.00)	(151,371.00)	(165,137.00)	(151,371.00)	(165,137.00)
10904	Transfer To Reserve	Other General Purpose Funding(O)	0.00	0.00	0.00	0.00	(104,773.39)
12806	Transfer From Reserve	Margaret Street Beach Carpark(C)	0.00	0.00	111,687.00	0.00	0.00
14815	Transfer From Reserve	Carpark Hotel Site 2(C )	50,000.00	0.00	0.00	0.00	330,000.00
<i>City Car Parking and Access Reserve Closing Balance</i>			<b>(1,356,192.71)</b>	(1,380,511.87)	(1,283,964.93)	(1,380,511.87)	(1,170,425.32)
<b>1015 - Civic and Administration Building Reserve</b>							
10904	Opening Balance 1/7/2022	Other General Purpose Funding(O)	(497,008.81)	(497,008.81)	(497,008.81)	(497,008.81)	(497,008.81)
10904	Interest Earned	Other General Purpose Funding(O)	(24,337.21)	(8,499.81)	(9,278.76)	(8,499.81)	(9,278.76)
10027	Transfer To Reserve	Asset Management Administration(O)	(397,694.00)	(397,694.00)	(433,850.00)	(397,694.00)	(433,850.00)
10016	Transfer From Reserve	Civic and Administration Centre Minor Upgrades(C)	0.00	0.00	35,000.00	0.00	35,000.00
12790	Transfer From Reserve	Administration Building- 2-16 Southern Drive - Major Main(O)	40,000.00	0.00	65,000.00	0.00	65,000.00
<i>Civic and Administration Building Reserve Closing Balance</i>			<b>(879,040.02)</b>	(903,202.62)	(840,137.57)	(903,202.62)	(840,137.57)
<b>1016 - Coastal and Climate Adaptation Reserve</b>							
10904	Opening Balance 1/7/2022	Other General Purpose Funding(O)	(566,908.46)	(566,908.46)	(566,908.46)	(566,908.46)	(566,908.46)
10904	Interest Earned	Other General Purpose Funding(O)	(39,353.97)	(2,639.12)	(2,882.15)	(2,639.12)	(2,882.15)
10027	Transfer To Reserve	Asset Management Administration(O)	(1,009,162.00)	(1,009,162.00)	(1,100,911.00)	(1,009,162.00)	(1,100,911.00)
10180	Transfer To Reserve	Locke Estate(O)	(58,663.00)	(58,663.00)	(64,000.00)	(58,663.00)	(64,000.00)
10180	Transfer From Reserve	Locke Estate(O)	0.00	0.00	0.00	0.00	178,462.56
10705	Transfer From Reserve	Engineering Services Administration(O)	0.00	0.00	133,380.00	0.00	133,380.00
10777	Transfer From Reserve	Coastal Structures (West Busseton Seawall - Stage 2)(C)	130,000.00	0.00	146,560.00	0.00	146,560.00
11034	Transfer From Reserve	Dunsborough Non-Potable Water Network(C)	0.00	0.00	45,392.00	0.00	45,392.00
12181	Transfer From Reserve	Gibb Road(O)	0.00	0.00	0.00	125,000.00	0.00
12811	Transfer From Reserve	Sand Re-Nourishment(O)	96,678.10	0.00	100,000.00	0.00	100,000.00
12812	Transfer From Reserve	Coastal Adaptation : Forth St (Stage 2)(C)	0.00	0.00	125,000.00	(125,000.00)	0.00
12813	Transfer From Reserve	Coastal Adaptation : Dunsborough Dunnbay Road to Highview(C)	0.00	0.00	783,750.00	0.00	0.00
12873	Transfer From Reserve	Coast Protection - Beach Monitoring Program(O)	0.00	0.00	51,250.00	0.00	25,625.00
12874	Transfer From Reserve	Coastal Protection - Busseton Jetty Wave Monitoring(O)	0.00	0.00	60,000.00	0.00	40,000.00
12875	Transfer From Reserve	Coastal Protection - Coastal Structures Inspections and R(O)	0.00	0.00	30,000.00	0.00	15,000.00
14736	Transfer From Reserve	PACP Coastal Grant Projects(O)	98,834.56	0.00	0.00	0.00	600,000.00
<i>Coastal and Climate Adaptation Reserve Closing Balance</i>			<b>(1,348,574.77)</b>	(1,637,372.58)	(259,369.61)	(1,637,372.58)	(450,282.05)
<b>1017 - Commonage Community Facilities Dunsborough Lakes SR</b>							
10904	Opening Balance 1/7/2022	Other General Purpose Funding(O)	(74,506.58)	(74,506.58)	(74,506.58)	(74,506.58)	(74,506.58)
10904	Interest Earned	Other General Purpose Funding(O)	(2,302.97)	(1,610.84)	(1,738.59)	(1,610.84)	(1,738.59)
			0.00	0.00	0.00	0.00	0.00
			0.00	0.00	0.00	0.00	0.00
<i>Commonage Community Facilities Dunsborough Lakes SR Closing Balance</i>			<b>(76,809.55)</b>	(76,117.42)	(76,245.17)	(76,117.42)	(76,245.17)
<b>1018 - Commonage Community Facilities South Biddle Precinct Reserve</b>							
10904	Opening Balance 1/7/2022	Other General Purpose Funding(O)	(908,566.25)	(908,566.25)	(908,566.25)	(908,566.25)	(908,566.25)
10904	Interest Earned	Other General Purpose Funding(O)	(28,083.59)	(19,433.15)	(21,196.68)	(19,433.15)	(21,196.68)
			0.00	0.00	0.00	0.00	0.00
			0.00	0.00	0.00	0.00	0.00
<i>Commonage Community Facilities South Biddle Precinct Reserve Closing Balance</i>			<b>(936,649.84)</b>	(927,999.40)	(929,762.93)	(927,999.40)	(929,762.93)
<b>1019 - Commonage Precinct Bushfire Facilities Reserve</b>							
10904	Opening Balance 1/7/2022	Other General Purpose Funding(O)	(58,746.18)	(58,746.18)	(58,746.18)	(58,746.18)	(58,746.18)
10904	Interest Earned	Other General Purpose Funding(O)	(1,815.84)	(1,268.08)	(1,370.90)	(1,268.08)	(1,370.90)
			0.00	0.00	0.00	0.00	0.00
			0.00	0.00	0.00	0.00	0.00
<i>Commonage Precinct Bushfire Facilities Reserve Closing Balance</i>			<b>(60,562.02)</b>	(60,014.26)	(60,117.08)	(60,014.26)	(60,117.08)
<b>1020 - Commonage Precinct Infrastructure Road Reserve</b>							
10904	Opening Balance 1/7/2022	Other General Purpose Funding(O)	(817.19)	(817.19)	(817.19)	(817.19)	(817.19)
10904	Interest Earned	Other General Purpose Funding(O)	(24.94)	(34.32)	(18.74)	(34.32)	(18.74)
			0.00	0.00	0.00	0.00	0.00
			0.00	0.00	0.00	0.00	0.00
<i>Commonage Precinct Infrastructure Road Reserve Closing Balance</i>			<b>(842.13)</b>	(851.51)	(835.93)	(851.51)	(835.93)

**City of Busselton Reserve Movements  
For Period Ended 31 May 2023**

Project Number	Transaction Type	Project Description	YTD Actual	YTD Budget	Budget Original	YTD BudgetA	Budget Amended
<b>1021 - Community Facilities - Airport North</b>							
10904	Opening Balance 1/7/2022	Other General Purpose Funding(O)	(3,176,662.93)	(3,176,662.93)	(3,176,662.93)	(3,176,662.93)	(3,176,662.93)
10904	Interest Earned	Other General Purpose Funding(O)	(98,248.96)	(70,363.81)	(76,760.52)	(70,363.81)	(76,760.52)
11026	Transfer To Reserve	Planning Administration(O)	0.00	(106,161.00)	(115,809.00)	(106,161.00)	(115,809.00)
			0.00	0.00	0.00	0.00	0.00
<i>Community Facilities - Airport North Closing Balance</i>			<b>(3,274,911.89)</b>	(3,353,187.74)	(3,369,232.45)	(3,353,187.74)	(3,369,232.45)
<b>1022 - Community Facilities - Broadwater</b>							
10904	Opening Balance 1/7/2022	Other General Purpose Funding(O)	(197,731.81)	(197,731.81)	(197,731.81)	(197,731.81)	(197,731.81)
10904	Interest Earned	Other General Purpose Funding(O)	(76,866.25)	(4,318.49)	(4,695.50)	(4,318.49)	(4,695.50)
11026	Transfer To Reserve	Planning Administration(O)	0.00	(14,542.00)	(15,866.00)	(14,542.00)	(15,866.00)
			0.00	0.00	0.00	0.00	0.00
<i>Community Facilities - Broadwater Closing Balance</i>			<b>(274,598.06)</b>	(216,592.30)	(218,293.31)	(216,592.30)	(218,293.31)
<b>1023 - Community Facilities - Busselton</b>							
10904	Opening Balance 1/7/2022	Other General Purpose Funding(O)	(71,707.81)	(75,058.41)	(75,058.41)	(75,058.41)	(75,058.41)
10904	Interest Earned	Other General Purpose Funding(O)	(29,965.40)	(1,302.40)	(1,427.03)	(1,302.40)	(1,427.03)
11026	Transfer To Reserve	Planning Administration(O)	0.00	(19,767.00)	(21,558.00)	(19,767.00)	(21,558.00)
			0.00	0.00	0.00	0.00	0.00
<i>Community Facilities - Busselton Closing Balance</i>			<b>(101,673.21)</b>	(96,127.81)	(98,043.44)	(96,127.81)	(98,043.44)
<b>1024 - Community Facilities - City District</b>							
10904	Opening Balance 1/7/2022	Other General Purpose Funding(O)	(1,083,900.64)	(1,116,043.93)	(1,116,043.93)	(1,116,043.93)	(1,116,043.93)
10904	Interest Earned	Other General Purpose Funding(O)	(41,314.51)	(14,531.99)	(15,862.43)	(14,531.99)	(15,862.43)
10904	Transfer To Reserve	Other General Purpose Funding(O)	(330,872.07)	0.00	0.00	0.00	0.00
11026	Transfer To Reserve	Planning Administration(O)	0.00	(412,500.00)	(450,000.00)	(412,500.00)	(450,000.00)
10972	Transfer From Reserve	Churchill Park Renew Sports Lights(C)	0.00	0.00	11,831.00	0.00	11,831.00
12849	Transfer From Reserve	Sport Oval Lighting - Vasse Ovals(C)	100,000.00	0.00	100,000.00	0.00	100,000.00
12850	Transfer From Reserve	Dunsborough Lakes Sporting Precinct (Stage 1) - Planning (C)	0.00	0.00	105,165.00	0.00	105,165.00
12916	Transfer From Reserve	BPACC - Construction(C)	0.00	0.00	550,000.00	0.00	550,000.00
			0.00	0.00	0.00	0.00	0.00
<i>Community Facilities - City District Closing Balance</i>			<b>(1,356,087.22)</b>	(1,543,075.92)	(814,910.36)	(1,543,075.92)	(814,910.36)
<b>1025 - Community Facilities - Dunsborough</b>							
10904	Opening Balance 1/7/2022	Other General Purpose Funding(O)	(465,445.07)	(465,445.07)	(465,445.07)	(465,445.07)	(465,445.07)
10904	Interest Earned	Other General Purpose Funding(O)	(56,538.02)	(5,552.36)	(6,038.42)	(5,552.36)	(6,038.42)
11026	Transfer To Reserve	Planning Administration(O)	0.00	(31,306.00)	(34,155.00)	(31,306.00)	(34,155.00)
			0.00	0.00	0.00	0.00	0.00
<i>Community Facilities - Dunsborough Closing Balance</i>			<b>(521,983.09)</b>	(502,303.43)	(505,638.49)	(502,303.43)	(505,638.49)
<b>1026 - Community Facilities - Dunsborough Lakes</b>							
10904	Opening Balance 1/7/2022	Other General Purpose Funding(O)	(712,435.68)	(712,435.68)	(712,435.68)	(712,435.68)	(712,435.68)
10904	Interest Earned	Other General Purpose Funding(O)	(25,437.79)	(137.06)	(165.10)	(137.06)	(165.10)
10904	Transfer To Reserve	Other General Purpose Funding(O)	(160,328.00)	0.00	0.00	0.00	0.00
10606	Transfer From Reserve	Dunsborough Lakes Sporting Precinct (Stage 1) - Carparkin(C)	0.00	0.00	423,111.00	0.00	423,111.00
			0.00	0.00	0.00	0.00	0.00
<i>Community Facilities - Dunsborough Lakes Closing Balance</i>			<b>(898,201.47)</b>	(712,572.74)	(289,489.78)	(712,572.74)	(289,489.78)
<b>1027 - Community Facilities - Geographe</b>							
10904	Opening Balance 1/7/2022	Other General Purpose Funding(O)	(137,434.90)	(139,273.90)	(139,273.90)	(139,273.90)	(139,273.90)
10904	Interest Earned	Other General Purpose Funding(O)	(4,618.34)	(2,673.33)	(2,913.25)	(2,673.33)	(2,913.25)
10904	Transfer To Reserve	Other General Purpose Funding(O)	(13,751.28)	0.00	0.00	0.00	0.00
11026	Transfer To Reserve	Planning Administration(O)	0.00	(9,746.00)	(10,637.00)	(9,746.00)	(10,637.00)
			0.00	0.00	0.00	0.00	0.00
<i>Community Facilities - Geographe Closing Balance</i>			<b>(155,804.52)</b>	(151,693.23)	(152,824.15)	(151,693.23)	(152,824.15)
<b>1028 - Community Facilities - Port Geographe</b>							
10904	Opening Balance 1/7/2022	Other General Purpose Funding(O)	(352,421.54)	(352,421.54)	(352,421.54)	(352,421.54)	(352,421.54)
10904	Interest Earned	Other General Purpose Funding(O)	(10,893.30)	(7,540.17)	(8,222.53)	(7,540.17)	(8,222.53)
			0.00	0.00	0.00	0.00	0.00
			0.00	0.00	0.00	0.00	0.00
<i>Community Facilities - Port Geographe Closing Balance</i>			<b>(363,314.84)</b>	(359,961.71)	(360,644.07)	(359,961.71)	(360,644.07)
<b>1029 - Community Facilities - Vasse</b>							
10904	Opening Balance 1/7/2022	Other General Purpose Funding(O)	(175,153.74)	(175,153.74)	(175,153.74)	(175,153.74)	(175,153.74)
10904	Interest Earned	Other General Purpose Funding(O)	(5,495.88)	(7,848.61)	(8,574.59)	(7,848.61)	(8,574.59)
10904	Transfer To Reserve	Other General Purpose Funding(O)	(2,888.16)	0.00	0.00	0.00	0.00
12849	Transfer From Reserve	Sport Oval Lighting - Vasse Ovals(C)	75,000.00	0.00	275,000.00	0.00	275,000.00
			0.00	0.00	0.00	0.00	0.00
<i>Community Facilities - Vasse Closing Balance</i>			<b>(108,537.78)</b>	(183,002.35)	91,271.67	(183,002.35)	91,271.67
<b>1030 - Corporate IT Systems Reserve</b>							
10904	Opening Balance 1/7/2022	Other General Purpose Funding(O)	(378,519.83)	(378,519.83)	(378,519.83)	(378,519.83)	(378,519.83)
10904	Interest Earned	Other General Purpose Funding(O)	(11,834.99)	(7,334.58)	(7,998.24)	(7,334.58)	(7,998.24)
10027	Transfer To Reserve	Asset Management Administration(O)	(126,148.00)	(126,148.00)	(137,614.00)	(126,148.00)	(137,614.00)
12876	Transfer From Reserve	ICT Services - Equipment & Software Purchases(C)	207,533.11	0.00	375,000.00	0.00	375,000.00
12928	Transfer From Reserve	BPACC - IT Hardware & Software - Funded Corporate IT Syst(C)	0.00	0.00	75,000.00	0.00	75,000.00
			0.00	0.00	0.00	0.00	0.00
<i>Corporate IT Systems Reserve Closing Balance</i>			<b>(308,969.71)</b>	(512,002.41)	(74,132.07)	(512,002.41)	(74,132.07)
<b>1031 - Debt Default Reserve</b>							
10904	Opening Balance 1/7/2022	Other General Purpose Funding(O)	(102,371.12)	(102,371.12)	(102,371.12)	(102,371.12)	(102,371.12)
10904	Interest Earned	Other General Purpose Funding(O)	(3,164.25)	(2,193.51)	(2,402.27)	(2,193.51)	(2,402.27)
			0.00	0.00	0.00	0.00	0.00
10904	Transfer From Reserve	Other General Purpose Funding(O)	0.00	0.00	0.00	0.00	104,773.39
			0.00	0.00	0.00	0.00	0.00
<i>Debt Default Reserve Closing Balance</i>			<b>(105,535.37)</b>	(104,564.63)	(104,773.39)	(104,564.63)	0.00

## City of Busselton Reserve Movements

For Period Ended 31 May 2023

Project Number	Transaction Type	Project Description	YTD Actual	YTD Budget	Budget Original	YTD BudgetA	Budget Amended
<b>1032 - Election, Value and Corporate Expense Reserve</b>							
10904	Opening Balance 1/7/2022	Other General Purpose Funding(O)	(254,330.23)	(254,330.23)	(254,330.23)	(254,330.23)	(254,330.23)
10904	Interest Earned	Other General Purpose Funding(O)	(10,254.50)	(4,695.46)	(5,103.63)	(4,695.46)	(5,103.63)
10830	Transfer To Reserve	Members of Council(O)	(131,670.00)	(131,670.00)	(143,640.00)	(131,670.00)	(143,640.00)
11126	Transfer From Reserve	Rates Administration(O)	0.00	0.00	80,000.00	0.00	80,000.00
<i>Election, Value and Corporate Expense Reserve Closing Balance</i>			(396,254.73)	(390,695.69)	(323,073.86)	(390,695.69)	(323,073.86)
<b>1033 - Emergency Disaster Recovery Reserve</b>							
10904	Opening Balance 1/7/2022	Other General Purpose Funding(O)	(74,954.48)	(74,954.48)	(74,954.48)	(74,954.48)	(74,954.48)
10904	Interest Earned	Other General Purpose Funding(O)	(2,657.97)	(2,913.24)	(3,162.50)	(2,913.24)	(3,162.50)
10007	Transfer To Reserve	Emergency Contingency Costs (Other)(O)	(18,813.00)	(18,337.00)	(20,000.00)	(18,337.00)	(20,000.00)
<i>Emergency Disaster Recovery Reserve Closing Balance</i>			(95,949.45)	(96,204.72)	(98,116.98)	(96,204.72)	(98,116.98)
<b>1034 - Energy Sustainability Reserve</b>							
10904	Opening Balance 1/7/2022	Other General Purpose Funding(O)	(168,406.57)	(168,406.57)	(168,406.57)	(168,406.57)	(168,406.57)
10904	Interest Earned	Other General Purpose Funding(O)	(7,384.87)	(3,050.30)	(3,333.84)	(3,050.30)	(3,333.84)
12440	Transfer To Reserve	Energy Efficiency Initiatives (Various Buildings) (C)	(98,813.00)	(98,813.00)	(107,793.00)	(98,813.00)	(107,793.00)
12440	Transfer From Reserve	Energy Efficiency Initiatives (Various Buildings) (C)	0.00	0.00	133,234.00	0.00	133,234.00
<i>Energy Sustainability Reserve Closing Balance</i>			(274,604.44)	(270,269.87)	(146,299.41)	(270,269.87)	(146,299.41)
<b>1035 - Footpath and Cycleways Reserve</b>							
10904	Opening Balance 1/7/2022	Other General Purpose Funding(O)	(1,246,635.85)	(1,246,635.85)	(1,246,635.85)	(1,246,635.85)	(1,246,635.85)
10904	Interest Earned	Other General Purpose Funding(O)	(63,473.70)	(4,969.69)	(5,421.48)	(4,969.69)	(5,421.48)
10027	Transfer To Reserve	Asset Management Administration(O)	(1,170,631.00)	(1,170,631.00)	(1,277,057.00)	(1,170,631.00)	(1,277,057.00)
10698	Transfer From Reserve	Buayanyup Drain Shared Path(C)	0.00	0.00	31,897.00	0.00	31,897.00
10736	Transfer From Reserve	Arnp Drive Footpath Construction(C)	40,000.00	0.00	74,672.00	0.00	74,672.00
10741	Transfer From Reserve	Busselton CBD Footpath Renewal(C)	0.00	0.00	100,000.00	0.00	100,000.00
10742	Transfer From Reserve	Carey Street Footpath Construction(C)	150,000.00	0.00	271,724.00	0.00	271,724.00
10744	Transfer From Reserve	End of Trip Footpath Construction(C)	0.00	0.00	10,000.00	0.00	10,000.00
10903	Transfer From Reserve	DAIP - Disability Access(C)	0.00	0.00	0.00	0.00	30,000.00
10960	Transfer From Reserve	Dunsborough Centennial Park Project(C)	0.00	0.00	99,384.00	(99,384.00)	0.00
11986	Transfer From Reserve	Causeway Road Shared Path(C)	0.00	0.00	95,955.00	0.00	160,000.00
12333	Transfer From Reserve	Townscape Works Dunsborough(C)	286,510.00	0.00	0.00	0.00	286,510.00
12382	Transfer From Reserve	Rails to Trails - Continuation of Implementation Plan(C)	0.00	0.00	88,243.00	0.00	88,243.00
12816	Transfer From Reserve	Coastal Principled Shares Path (C)	0.00	0.00	206,333.00	0.00	72,288.00
12817	Transfer From Reserve	Prince Regent Drive (C)	50,000.00	0.00	141,000.00	0.00	141,000.00
12818	Transfer From Reserve	Kaloop Road (C)	0.00	0.00	78,000.00	0.00	78,000.00
12877	Transfer From Reserve	Principle Shared Path (PSP) Development Approvals (C)	0.00	0.00	25,000.00	0.00	25,000.00
14813	Transfer From Reserve	Geo Bay Road Carpark (10 bays East SLK 0.3 - 0.38)(C)	40,000.00	0.00	0.00	70,000.00	70,000.00
14814	Transfer From Reserve	Townscape Works Busselton(C)	0.00	0.00	0.00	0.00	100,000.00
<i>Footpath and Cycleways Reserve Closing Balance</i>			(1,914,230.55)	(2,422,236.54)	(1,306,906.33)	(2,451,620.54)	(989,780.33)
<b>1036 - Furniture and Equipment Reserve</b>							
10904	Opening Balance 1/7/2022	Other General Purpose Funding(O)	(516,180.88)	(516,180.88)	(516,180.88)	(516,180.88)	(516,180.88)
10904	Interest Earned	Other General Purpose Funding(O)	(16,569.51)	(6,203.56)	(6,751.94)	(6,203.56)	(6,751.94)
10027	Transfer To Reserve	Asset Management Administration(O)	(100,914.00)	(100,914.00)	(110,091.00)	(100,914.00)	(110,091.00)
10461	Transfer From Reserve	Geographe Leisure Centre(O)	0.00	0.00	0.00	0.00	0.00
12876	Transfer From Reserve	ICT Services - Equipment & Software Purchases(C)	121,666.99	0.00	219,845.00	0.00	219,845.00
12878	Transfer From Reserve	Naturalist Community Centre (NCC) - Purchase Office Furn(C)	0.00	0.00	20,000.00	0.00	20,000.00
12917	Transfer From Reserve	BPACC - Loose Furniture & Fittings(C)	0.00	0.00	250,000.00	0.00	250,000.00
12938	Transfer From Reserve	YCAB (Youth Precinct Foreshore)(C)	0.00	0.00	5,091.00	0.00	5,091.00
12939	Transfer From Reserve	Administration Building- 2-16 Southern Drive(C)	0.00	0.00	15,000.00	0.00	15,000.00
12940	Transfer From Reserve	Depot Building-Busselton(C)	0.00	0.00	50,000.00	0.00	50,000.00
14730	Transfer From Reserve	Geographe Leisure Centre Fitness Equipment(C)	0.00	0.00	18,160.00	0.00	18,160.00
<i>Furniture and Equipment Reserve Closing Balance</i>			(511,997.40)	(623,298.44)	(54,927.82)	(623,298.44)	(54,927.82)
<b>1037 - Geographe Leisure Centre Building (GLC) Reserve</b>							
10904	Opening Balance 1/7/2022	Other General Purpose Funding(O)	(314,128.20)	(314,128.20)	(314,128.20)	(314,128.20)	(314,128.20)
10904	Interest Earned	Other General Purpose Funding(O)	(14,813.83)	(2,673.33)	(2,910.13)	(2,673.33)	(2,910.13)
10027	Transfer To Reserve	Asset Management Administration(O)	(289,630.00)	(289,630.00)	(315,962.00)	(289,630.00)	(315,962.00)
10788	Transfer From Reserve	GLC Building Improvements(C)	200,000.00	0.00	423,934.00	0.00	423,934.00
<i>Geographe Leisure Centre Building (GLC) Reserve Closing Balance</i>			(418,572.03)	(606,431.53)	(209,066.33)	(606,431.53)	(209,066.33)
<b>1038 - Jetty Maintenance Reserve</b>							
10904	Opening Balance 1/7/2022	Other General Purpose Funding(O)	(6,320,300.89)	(6,320,300.89)	(6,320,300.89)	(6,320,300.89)	(6,320,300.89)
10904	Interest Earned	Other General Purpose Funding(O)	(208,804.14)	(124,687.53)	(136,007.18)	(124,687.53)	(136,007.18)
10027	Transfer To Reserve	Asset Management Administration(O)	(314,471.63)	(314,475.37)	(343,064.04)	(314,475.37)	(343,064.04)
10048	Transfer To Reserve	Busselton Jetty(O)	(413,270.64)	(826,541.00)	(826,541.00)	(826,541.00)	(826,541.00)
10160	Transfer To Reserve	Equinox Cafe(O)	(84,634.00)	(84,633.12)	(92,327.04)	(84,633.12)	(92,327.04)
10161	Transfer To Reserve	Goose Cafe(O)	(46,915.00)	(46,913.13)	(51,177.96)	(46,913.13)	(51,177.96)
10162	Transfer To Reserve	Micro Brewery Building(O)	(85,327.00)	(85,327.88)	(93,084.96)	(85,327.88)	(93,084.96)
11704	Transfer To Reserve	Busselton Tennis Club Building (Old)(O)	(22,913.00)	(22,916.63)	(24,999.96)	(22,916.63)	(24,999.96)
11798	Transfer To Reserve	Hotel Site 2(O)	(33,440.00)	(33,434.50)	(36,474.00)	(33,434.50)	(36,474.00)
10048	Transfer From Reserve	Busselton Jetty(O)	0.00	71,772.25	509,398.00	71,772.25	514,116.00
10818	Transfer From Reserve	Busselton Jetty - Capital Expenditure(C)	0.00	0.00	280,632.00	0.00	480,632.00
12909	Transfer From Reserve	Busselton Jetty - Replacement Stihl MS381 Chainsaw(C)	0.00	0.00	1,891.00	0.00	0.00
12910	Transfer From Reserve	Busselton Jetty - Replacement Honda EU20 Generator (Jetty)(C)	0.00	0.00	2,827.00	0.00	0.00
<i>Jetty Maintenance Reserve Closing Balance</i>			(7,530,076.30)	(7,787,457.80)	(7,129,229.03)	(7,787,457.80)	(6,929,229.03)
<b>1039 - Jetty Self Insurance Reserve</b>							
10904	Opening Balance 1/7/2022	Other General Purpose Funding(O)	(573,410.47)	(573,410.47)	(573,410.47)	(573,410.47)	(573,410.47)
10904	Interest Earned	Other General Purpose Funding(O)	(19,365.12)	(12,269.95)	(13,376.05)	(12,269.95)	(13,376.05)
10048	Transfer To Reserve	Busselton Jetty(O)	(71,775.00)	(71,775.00)	(78,297.00)	(71,775.00)	(78,297.00)
<i>Jetty Self Insurance Reserve Closing Balance</i>			(664,550.59)	(657,455.42)	(665,083.52)	(657,455.42)	(665,083.52)

**City of Busselton Reserve Movements  
For Period Ended 31 May 2023**

Project Number	Transaction Type	Project Description	YTD Actual	YTD Budget	Budget Original	YTD BudgetA	Budget Amended
<b>1040 - Joint Venture Aged Housing Reserve (Harris/Winderlup)</b>							
10904	Opening Balance 1/7/2022	Other General Purpose Funding(O)	(1,491,225.29)	(1,491,225.29)	(1,491,225.29)	(1,491,225.29)	(1,491,225.29)
10904	Interest Earned	Other General Purpose Funding(O)	(50,039.65)	(28,207.19)	(30,783.94)	(28,207.19)	(30,783.94)
11684	Transfer To Reserve	Winderlup Court Aged Housing(O)	(171,073.87)	(171,073.87)	(186,626.04)	(171,073.87)	(186,626.04)
12231	Transfer From Reserve	Aged Housing Capital Improvements - Harris Road(C)	0.00	0.00	12,608.00	0.00	42,608.00
12233	Transfer From Reserve	Aged Housing Capital Improvements - Winderlup(C)	80,228.35	0.00	25,215.00	0.00	125,215.00
<i>Joint Venture Aged Housing Reserve (Harris/Winderlup) Closing Balance</i>			<b>(1,632,110.46)</b>	(1,690,506.35)	(1,670,812.27)	(1,690,506.35)	(1,540,812.27)
<b>1041 - Legal Expenses Reserve</b>							
10904	Opening Balance 1/7/2022	Other General Purpose Funding(O)	(638,294.45)	(638,294.45)	(638,294.45)	(638,294.45)	(638,294.45)
10904	Interest Earned	Other General Purpose Funding(O)	(19,683.66)	(11,550.22)	(12,603.36)	(11,550.22)	(12,603.36)
			0.00	0.00	0.00	0.00	0.00
10824	Transfer From Reserve	Legal and Compliance Services(O)	0.00	0.00	0.00	0.00	80,000.00
<i>Legal Expenses Reserve Closing Balance</i>			<b>(657,978.11)</b>	(649,844.67)	(650,897.81)	(649,844.67)	(570,897.81)
<b>1042 - Locke Estate Reserve</b>							
10904	Opening Balance 1/7/2022	Other General Purpose Funding(O)	(6,588.67)	(6,588.67)	(6,588.67)	(6,588.67)	(6,588.67)
10904	Interest Earned	Other General Purpose Funding(O)	(126.87)	(137.06)	(152.64)	(137.06)	(152.64)
10180	Transfer To Reserve	Locke Estate(O)	0.00	0.00	0.00	0.00	(164,462.56)
			0.00	0.00	0.00	0.00	0.00
<i>Locke Estate Reserve Closing Balance</i>			<b>(6,715.54)</b>	(6,725.73)	(6,741.31)	(6,725.73)	(171,203.87)
<b>1043 - Long Service Leave Reserve</b>							
10904	Opening Balance 1/7/2022	Other General Purpose Funding(O)	(4,054,581.00)	(4,054,581.00)	(4,054,581.00)	(4,054,581.00)	(4,054,581.00)
10904	Interest Earned	Other General Purpose Funding(O)	(134,677.35)	(76,395.88)	(83,331.62)	(76,395.88)	(83,331.62)
10810	Transfer To Reserve	Human Resources & Payroll(O)	(412,500.00)	(412,500.00)	(450,000.00)	(412,500.00)	(450,000.00)
10041	Transfer From Reserve	Building Services(O)	0.00	0.00	19,332.00	0.00	19,332.00
10217	Transfer From Reserve	Busselton Library(O)	0.00	0.00	12,935.00	0.00	12,935.00
10461	Transfer From Reserve	Geographe Leisure Centre(O)	0.00	0.00	54,830.00	0.00	54,830.00
10462	Transfer From Reserve	Naturaliste Community Centre(O)	0.00	0.00	14,256.00	0.00	14,256.00
10652	Transfer From Reserve	Community & Commercial Services Support(O)	0.00	0.00	43,908.00	0.00	43,908.00
10678	Transfer From Reserve	Customer Services(O)	0.00	0.00	8,409.00	0.00	8,409.00
10704	Transfer From Reserve	Engineering & Works Services Support(O)	0.00	0.00	18,295.00	0.00	18,295.00
10710	Transfer From Reserve	Environmental Health Services Administration(O)	0.00	0.00	14,393.00	0.00	14,393.00
10711	Transfer From Reserve	Environmental Management Administration(O)	0.00	0.00	14,421.00	0.00	14,421.00
10790	Transfer From Reserve	Governance Support Services(O)	0.00	0.00	10,657.00	0.00	10,657.00
10810	Transfer From Reserve	Human Resources & Payroll(O)	0.00	0.00	11,964.00	0.00	11,964.00
10824	Transfer From Reserve	Legal and Compliance Services(O)	0.00	0.00	32,581.00	0.00	32,581.00
10900	Transfer From Reserve	Office of the CEO(O)	0.00	0.00	120,000.00	0.00	120,000.00
10901	Transfer From Reserve	Operations Services Administration(O)	0.00	0.00	45,697.00	0.00	45,697.00
10902	Transfer From Reserve	Operations Services Works(O)	0.00	0.00	137,631.00	0.00	137,631.00
10905	Transfer From Reserve	Other Law, Order & Public Safety(O)	0.00	0.00	18,435.00	0.00	18,435.00
11041	Transfer From Reserve	Property Services Administration(O)	0.00	0.00	5,212.00	0.00	5,212.00
11124	Transfer From Reserve	Public Relations(O)	0.00	0.00	5,982.00	0.00	5,982.00
11126	Transfer From Reserve	Rates Administration(O)	0.00	0.00	11,212.00	0.00	11,212.00
11128	Transfer From Reserve	Recreation Administration(O)	0.00	0.00	16,788.00	0.00	16,788.00
12225	Transfer From Reserve	Sanitation Waste Services Administration(O)	0.00	0.00	34,681.00	0.00	34,681.00
12258	Transfer From Reserve	Statutory Planning(O)	0.00	0.00	16,685.00	0.00	16,685.00
<i>Long Service Leave Reserve Closing Balance</i>			<b>(4,601,758.35)</b>	(4,543,476.88)	(3,919,608.62)	(4,543,476.88)	(3,919,608.62)
<b>1044 - Major Traffic Improvements Reserve</b>							
10904	Opening Balance 1/7/2022	Other General Purpose Funding(O)	(1,184,733.73)	(1,184,733.73)	(1,184,733.73)	(1,184,733.73)	(1,184,733.73)
10904	Interest Earned	Other General Purpose Funding(O)	(43,671.31)	(21,352.43)	(23,309.14)	(21,352.43)	(23,309.14)
10027	Transfer To Reserve	Asset Management Administration(O)	(315,370.00)	(315,370.00)	(344,035.00)	(315,370.00)	(344,035.00)
10673	Transfer From Reserve	Peel & Queen Street Roundabout Service Relocation(C)	0.00	0.00	19,941.00	0.00	19,941.00
10831	Transfer From Reserve	Rotary Park / War Memorial Relocation(C)	0.00	0.00	375,000.00	0.00	375,000.00
12845	Transfer From Reserve	General Design / Modelling Works (O)	0.00	0.00	300,000.00	0.00	300,000.00
<i>Major Traffic Improvements Reserve Closing Balance</i>			<b>(1,543,775.04)</b>	(1,521,456.16)	(857,136.87)	(1,521,456.16)	(857,136.87)
<b>1045 - Marketing &amp; Area Promotion Reserve</b>							
10904	Opening Balance 1/7/2022	Other General Purpose Funding(O)	(655,702.34)	(655,702.34)	(655,702.34)	(655,702.34)	(655,702.34)
10904	Interest Earned	Other General Purpose Funding(O)	(32,853.73)	(4,695.46)	(5,137.90)	(4,695.46)	(5,137.90)
10188	Transfer To Reserve	Events(O)	(1,221,737.00)	(1,221,737.00)	(1,332,802.00)	(1,221,737.00)	(1,332,802.00)
10188	Transfer From Reserve	Events(O)	965,406.20	0.00	1,545,548.00	0.00	1,545,548.00
14729	Transfer From Reserve	Events Furniture & Equipment(C)	251,335.25	0.00	200,000.00	0.00	200,000.00
<i>Marketing &amp; Area Promotion Reserve Closing Balance</i>			<b>(693,551.62)</b>	(1,882,134.80)	(248,094.24)	(1,882,134.80)	(248,094.24)
<b>1046 - Naturaliste Community Centre Building (NCC) Reserve</b>							
10904	Opening Balance 1/7/2022	Other General Purpose Funding(O)	(170,088.68)	(170,088.68)	(170,088.68)	(170,088.68)	(170,088.68)
10904	Interest Earned	Other General Purpose Funding(O)	(6,740.46)	(2,090.66)	(2,286.95)	(2,090.66)	(2,286.95)
10027	Transfer To Reserve	Asset Management Administration(O)	(66,385.00)	(66,385.00)	(72,415.00)	(66,385.00)	(72,415.00)
12791	Transfer From Reserve	Naturaliste Community Centre Fire Indicator Panel Renewal(C)	0.00	0.00	30,000.00	0.00	30,000.00
12867	Transfer From Reserve	Naturaliste Community Centre - Maintenance External Work(O)	0.00	0.00	91,000.00	0.00	0.00
<i>Naturaliste Community Centre Building (NCC) Reserve Closing Balance</i>			<b>(243,214.14)</b>	(238,564.34)	(123,790.63)	(238,564.34)	(214,790.63)
<b>1047 - New Infrastructure Development Reserve</b>							
10904	Opening Balance 1/7/2022	Other General Purpose Funding(O)	(723,692.92)	(723,692.92)	(723,692.92)	(723,692.92)	(723,692.92)
10904	Interest Earned	Other General Purpose Funding(O)	(22,312.09)	(5,518.04)	(6,025.91)	(5,518.04)	(6,025.91)
10904	Transfer To Reserve	Other General Purpose Funding(O)	(8,521.50)	0.00	0.00	0.00	0.00
12407	Transfer From Reserve	Dunsborough Lakes Sporting Precinct (Stage 1)(C)	0.00	0.00	453,487.00	0.00	453,487.00
12936	Transfer From Reserve	Property Services Administration(C)	0.00	0.00	50,000.00	0.00	50,000.00
<i>New Infrastructure Development Reserve Closing Balance</i>			<b>(754,526.51)</b>	(729,210.96)	(226,231.83)	(729,210.96)	(226,231.83)

**City of Busselton Reserve Movements  
For Period Ended 31 May 2023**

Project Number	Transaction Type	Project Description	YTD Actual	YTD Budget	Budget Original	YTD BudgetA	Budget Amended
<b>1048 - Other Infrastructure (Drainage, Signage Etc) Reserve</b>							
10904	Opening Balance 1/7/2022	Other General Purpose Funding(O)	(403,730.56)	(403,730.56)	(403,730.56)	(403,730.56)	(403,730.56)
10904	Interest Earned	Other General Purpose Funding(O)	(26,759.23)	(8,568.45)	(9,359.86)	(8,568.45)	(9,359.86)
10027	Transfer To Reserve	Asset Management Administration(O)	(693,803.00)	(693,803.00)	(756,876.00)	(693,803.00)	(756,876.00)
10691	Transfer From Reserve	Busselton LIA - Geocatch Drain Partnership WSUD Improve(C)	0.00	0.00	30,000.00	0.00	30,000.00
10692	Transfer From Reserve	Carey Street Drainage Upgrade(C)	200,000.00	0.00	220,369.00	0.00	220,369.00
10852	Transfer From Reserve	RBFS Various Grant Applications(C)	0.00	0.00	15,900.00	0.00	15,900.00
12333	Transfer From Reserve	Townscape Works Dunsborough(C)	100,000.00	0.00	0.00	0.00	100,000.00
12786	Transfer From Reserve	Newtown Beach Boat Ramp (O)	0.00	0.00	17,255.00	0.00	17,255.00
12787	Transfer From Reserve	Dunsborough Boat Ramp(O)	0.00	0.00	17,382.00	0.00	17,382.00
12788	Transfer From Reserve	Quindalup Boat Ramp (Sea Rescue)(O)	0.00	0.00	17,255.00	0.00	17,255.00
12814	Transfer From Reserve	High View Road Drainage Works(C)	100,000.00	0.00	221,559.00	0.00	221,559.00
12815	Transfer From Reserve	North Street Drainage Works(C)	0.00	0.00	233,056.00	0.00	233,056.00
14811	Transfer From Reserve	RBFS Old Dunsborough Boat Ramp Scour Protection (C)	0.00	0.00	0.00	0.00	8,310.00
<i>Other Infrastructure (Drainage, Signage Etc) Reserve Closing Balance</i>			<b>(724,292.79)</b>	<b>(1,106,102.01)</b>	<b>(397,190.42)</b>	<b>(1,106,102.01)</b>	<b>(288,880.42)</b>
<b>1049 - Parks, Gardens and Reserves Reserve</b>							
10904	Opening Balance 1/7/2022	Other General Purpose Funding(O)	(633,227.21)	(633,227.21)	(633,227.21)	(633,227.21)	(633,227.21)
10904	Interest Earned	Other General Purpose Funding(O)	(46,613.47)	(5,723.74)	(6,240.96)	(5,723.74)	(6,240.96)
10027	Transfer To Reserve	Asset Management Administration(O)	(1,198,384.00)	(1,198,384.00)	(1,307,332.00)	(1,198,384.00)	(1,307,332.00)
10785	Transfer From Reserve	Foreshore Busselton - High Street to Carey Street(C)	0.00	0.00	10,000.00	0.00	10,000.00
10951	Transfer From Reserve	Mitchell Park Upgrade(C)	36,760.00	0.00	37,491.00	0.00	37,491.00
10952	Transfer From Reserve	Possum Park Barnard East Upgrade(C)	11,698.00	0.00	0.00	0.00	30,000.00
10953	Transfer From Reserve	Youth Skate Park(C)	0.00	0.00	10,000.00	0.00	10,000.00
10965	Transfer From Reserve	P&E - P&G Smart Technologies(C)	50,000.00	0.00	100,000.00	0.00	100,000.00
10967	Transfer From Reserve	Shade Sail Program(C)	50,000.00	0.00	196,414.00	0.00	196,414.00
11035	Transfer From Reserve	Park Furniture Replacement - Replace aged & unsafe Equip(C)	0.00	0.00	30,000.00	0.00	30,000.00
11036	Transfer From Reserve	Playgrounds General - Replacement of playground equipment(C)	175,000.00	0.00	175,000.00	0.00	175,000.00
11109	Transfer From Reserve	BBQ Placement and Replacement(C)	0.00	0.00	15,000.00	0.00	15,000.00
12251	Transfer From Reserve	Cricknet Wicket Renewal(C)	0.00	0.00	39,230.00	0.00	39,230.00
12526	Transfer From Reserve	Beach Access Improvements(C)	35,467.54	0.00	35,000.00	0.00	35,000.00
12819	Transfer From Reserve	Beach Enclosures(C)	0.00	0.00	100,491.00	0.00	100,491.00
12820	Transfer From Reserve	Bird Crescent Dunsborough POS- improvements(C)	0.00	0.00	11,000.00	0.00	11,000.00
12821	Transfer From Reserve	Churchill Park - Main Oval Renewal (C)	0.00	0.00	444,558.00	0.00	0.00
12929	Transfer From Reserve	BPACC - Landscaping - Funded Parks, Gardens & Reserve Res(C)	0.00	0.00	500,000.00	0.00	500,000.00
14816	Transfer From Reserve	Carpark Hotel Site 2 Land Scaping(C)	0.00	0.00	0.00	0.00	50,000.00
<i>Parks, Gardens and Reserves Reserve Closing Balance</i>			<b>(1,519,299.14)</b>	<b>(1,837,334.95)</b>	<b>(242,616.17)</b>	<b>(1,837,334.95)</b>	<b>(607,174.17)</b>
<b>1050 - Performing Arts and Convention Centre Reserve</b>							
10904	Opening Balance 1/7/2022	Other General Purpose Funding(O)	(2,386,292.52)	(2,386,292.52)	(2,386,292.52)	(2,386,292.52)	(2,386,292.52)
10904	Interest Earned	Other General Purpose Funding(O)	(75,054.70)	(37,152.61)	(40,539.47)	(37,152.61)	(40,539.47)
12918	Transfer To Reserve	BPACC - Construction(C)	0.00	0.00	(1,800,000.00)	0.00	(1,800,000.00)
10022	Transfer From Reserve	BPACC Operations(O)	0.00	0.00	46,433.00	0.00	46,433.00
12918	Transfer From Reserve	BPACC - Construction(C)	0.00	0.00	1,642,703.00	0.00	1,642,703.00
<i>Performing Arts and Convention Centre Reserve Closing Balance</i>			<b>(2,461,347.22)</b>	<b>(2,423,445.13)</b>	<b>(2,537,695.99)</b>	<b>(2,423,445.13)</b>	<b>(2,537,695.99)</b>





**City of Busselton Reserve Movements  
For Period Ended 31 May 2023**

Project Number	Transaction Type	Project Description	YTD Actual	YTD Budget	Budget Original	YTD BudgetA	Budget Amended
<b>1056 - Public Art Reserve</b>							
10904	Opening Balance 1/7/2022	Other General Purpose Funding(O)	(249,544.01)	(46,665.83)	(46,665.83)	(46,665.83)	(46,665.83)
10904	Interest Earned	Other General Purpose Funding(O)	(5,468.49)	(993.96)	(1,090.55)	(993.96)	(1,090.55)
			0.00	0.00	0.00	0.00	0.00
			0.00	0.00	0.00	0.00	0.00
<i>Public Art Reserve Closing Balance</i>			<b>(255,012.50)</b>	(47,659.79)	(47,756.38)	(47,659.79)	(47,756.38)
<b>1057 - Railway House Building Reserve (50%)</b>							
10904	Opening Balance 1/7/2022	Other General Purpose Funding(O)	(63,088.20)	(63,088.20)	(63,088.20)	(63,088.20)	(63,088.20)
10904	Interest Earned	Other General Purpose Funding(O)	(2,449.10)	(1,302.40)	(1,405.22)	(1,302.40)	(1,405.22)
10027	Transfer To Reserve	Asset Management Administration(O)	(21,835.00)	(21,835.00)	(23,814.00)	(21,835.00)	(23,814.00)
10904	Transfer From Reserve	Other General Purpose Funding(O)	0.00	0.00	0.00	0.00	0.00
<i>Railway House Building Reserve (50%) Closing Balance</i>			<b>(87,372.30)</b>	(86,225.60)	(88,307.42)	(86,225.60)	(88,307.42)
<b>1058 - Road Asset Renewal Reserve</b>							
10904	Opening Balance 1/7/2022	Other General Purpose Funding(O)	(1,920,213.12)	(1,920,213.12)	(1,920,213.12)	(1,920,213.12)	(1,920,213.12)
10904	Interest Earned	Other General Purpose Funding(O)	(80,816.40)	(8,979.74)	(9,796.08)	(8,979.74)	(9,796.08)
10027	Transfer To Reserve	Asset Management Administration(O)	(3,153,656.00)	(3,153,656.00)	(3,440,347.00)	(3,153,656.00)	(3,440,347.00)
10256	Transfer From Reserve	Road Maintenance General(O)	175,000.00	0.00	175,000.00	0.00	175,000.00
11193	Transfer From Reserve	Wilyabrup Road Resheet(C)	130,000.00	0.00	130,000.00	0.00	130,000.00
11199	Transfer From Reserve	Bussell Highway(C)	0.00	0.00	443,465.00	0.00	443,465.00
11987	Transfer From Reserve	Caves Road - Median Crossing(C)	0.00	0.00	17,960.00	0.00	17,960.00
11991	Transfer From Reserve	Commonage & Hayes Road intersection Safety works(C)	0.00	0.00	38,951.00	0.00	38,951.00
11997	Transfer From Reserve	Gifford Road Reconstruction(C)	0.00	0.00	111,053.00	0.00	111,053.00
11999	Transfer From Reserve	Kaloorup Road - Reconstruct and Seal Shoulders(C)	0.00	0.00	25,472.00	0.00	25,472.00
12000	Transfer From Reserve	Kaloorup Road (Stage 1)(C)	0.00	0.00	23,137.00	0.00	23,137.00
12005	Transfer From Reserve	Payne Road(C)	60,000.00	0.00	190,000.00	0.00	190,000.00
12007	Transfer From Reserve	Rendezvous Road Spray Seals(C)	0.00	0.00	58,218.00	0.00	0.00
12010	Transfer From Reserve	Sugarloaf Road(C)	525,435.98	0.00	250,502.00	0.00	524,736.00
12012	Transfer From Reserve	Wildwood Road(C)	263,586.65	0.00	0.00	0.00	280,000.00
12333	Transfer From Reserve	Townscape Works Dunsborough(C)	351,169.00	0.00	0.00	351,169.00	351,169.00
12611	Transfer From Reserve	North Jindong Road(C)	226,678.41	0.00	0.00	0.00	270,000.00
12824	Transfer From Reserve	Acton Park Road(C)	908,000.00	0.00	908,000.00	0.00	908,000.00
12825	Transfer From Reserve	Farquar Road Resheet(C)	107,124.83	0.00	75,000.00	0.00	75,000.00
12826	Transfer From Reserve	Glendon Road Resheet(C)	23,530.56	0.00	29,347.00	0.00	29,347.00
12828	Transfer From Reserve	Rural road open drain maintenance - Reserve Funded(O)	100,000.00	0.00	100,000.00	0.00	100,000.00
12829	Transfer From Reserve	Rural Verge Maintenance - Reserve Funded(O)	0.00	0.00	150,000.00	0.00	150,000.00
12830	Transfer From Reserve	Urban Tree Management - Reserve Funded(O)	0.00	0.00	70,000.00	0.00	70,000.00
12831	Transfer From Reserve	Princeton Road - Reserve Funded(O)	31,738.12	0.00	40,000.00	0.00	40,000.00
12832	Transfer From Reserve	Urban Drainage - Reserve Funded(O)	19,489.60	0.00	40,000.00	0.00	40,000.00
12833	Transfer From Reserve	Prewinter stormwater drainage maintenance - Reserve Funded(O)	35,036.99	0.00	70,000.00	0.00	70,000.00
12834	Transfer From Reserve	Urban Compensation Basin Maintenance - Reserve Funded(O)	45,628.16	0.00	30,000.00	0.00	30,000.00
12835	Transfer From Reserve	Ludlow-Hithergreen Road(C)	73,769.96	0.00	110,000.00	0.00	110,000.00
12837	Transfer From Reserve	Pre-emptive Design Works (C)	0.00	0.00	50,000.00	0.00	50,000.00
12838	Transfer From Reserve	Queen Elizabeth Avenue(C)	124,729.17	0.00	230,000.00	0.00	230,000.00
12839	Transfer From Reserve	Seista Park Road(C)	0.00	0.00	198,000.00	0.00	0.00
12840	Transfer From Reserve	Sheens Road Apron(C)	10,878.16	0.00	8,000.00	0.00	8,000.00
12841	Transfer From Reserve	Strelly Street (C)	35,000.00	0.00	60,000.00	0.00	60,000.00
12842	Transfer From Reserve	Nuttman Road (C)	0.00	0.00	55,235.00	0.00	55,235.00
12851	Transfer From Reserve	Bussell Highway(C)	0.00	0.00	150,000.00	0.00	150,000.00
14749	Transfer From Reserve	Jalbarragup Road Shoulders(C)	0.00	0.00	0.00	0.00	40,000.00
14817	Transfer From Reserve	Road Access Seal - Busselton Animal care facility(C)	0.00	0.00	0.00	0.00	50,000.00
14835	Transfer From Reserve	West Street Resurfacing SLK 1.00 to 1.15(C)	0.00	0.00	0.00	0.00	30,000.00
<i>Road Asset Renewal Reserve Closing Balance</i>			<b>(1,907,889.93)</b>	(5,082,848.86)	(1,533,016.20)	(4,731,679.86)	(493,831.20)
<b>1059 - Sick Pay Incentive Reserve</b>							
10904	Opening Balance 1/7/2022	Other General Purpose Funding(O)	(79,476.54)	(79,476.54)	(79,476.54)	(79,476.54)	(79,476.54)
10904	Interest Earned	Other General Purpose Funding(O)	(2,421.62)	(685.52)	(738.49)	(685.52)	(738.49)
			0.00	0.00	0.00	0.00	0.00
10810	Transfer From Reserve	Human Resources & Payroll(O)	0.00	0.00	15,000.00	0.00	15,000.00
<i>Sick Pay Incentive Reserve Closing Balance</i>			<b>(81,898.16)</b>	(80,162.06)	(65,215.03)	(80,162.06)	(65,215.03)
<b>1060 - Strategic Projects Reserve</b>							
10904	Opening Balance 1/7/2022	Other General Purpose Funding(O)	(2,909,577.74)	(2,909,577.74)	(2,909,577.74)	(2,909,577.74)	(2,909,577.74)
10904	Interest Earned	Other General Purpose Funding(O)	(90,465.18)	(62,206.65)	(67,892.96)	(62,206.65)	(67,892.96)
10830	Transfer To Reserve	Members of Council(O)	(22,913.00)	(22,913.00)	(25,000.00)	(22,913.00)	(25,000.00)
12847	Transfer From Reserve	Purchase Sues Road(C)	0.00	0.00	500,000.00	0.00	500,000.00
<i>Strategic Projects Reserve Closing Balance</i>			<b>(3,022,955.92)</b>	(2,994,697.39)	(2,502,470.70)	(2,994,697.39)	(2,502,470.70)
<b>1061 - Vasse Newtown Landscape Maintenance Reserve (SAR)</b>							
10904	Opening Balance 1/7/2022	Other General Purpose Funding(O)	(668,099.07)	(668,099.07)	(668,099.07)	(668,099.07)	(668,099.07)
10904	Interest Earned	Other General Purpose Funding(O)	(24,536.51)	(13,880.79)	(15,139.57)	(13,880.79)	(15,139.57)
10969	Transfer To Reserve	Vasse SAR Area General Improvements to the Area(C)	(174,878.00)	(174,878.00)	(190,775.00)	(174,878.00)	(190,775.00)
10969	Transfer From Reserve	Vasse SAR Area General Improvements to the Area(C)	100,000.00	0.00	150,000.00	0.00	150,000.00
12822	Transfer From Reserve	Vasse SAR Area General Improvements to the Area - Tree Re(O)	0.00	0.00	50,000.00	0.00	50,000.00
13000	Transfer From Reserve	Vasse SAR Reserve Funding(O)	0.00	0.00	140,536.00	0.00	140,536.00
<i>Vasse Newtown Landscape Maintenance Reserve (SAR) Closing Balance</i>			<b>(767,513.58)</b>	(856,857.86)	(533,477.64)	(856,857.86)	(533,477.64)
<b>1062 - Vasse Sports Pavilion Building Reserve</b>							
10904	Opening Balance 1/7/2022	Other General Purpose Funding(O)	(1,684.98)	(1,684.98)	(1,684.98)	(1,684.98)	(1,684.98)
10904	Interest Earned	Other General Purpose Funding(O)	(65.66)	(34.32)	(40.55)	(34.32)	(40.55)
10027	Transfer To Reserve	Asset Management Administration(O)	(594.00)	(594.00)	(649.00)	(594.00)	(649.00)
			0.00	0.00	0.00	0.00	0.00
<i>Vasse Sports Pavilion Building Reserve Closing Balance</i>			<b>(2,344.64)</b>	(2,313.30)	(2,374.53)	(2,313.30)	(2,374.53)

**City of Busselton Reserve Movements**

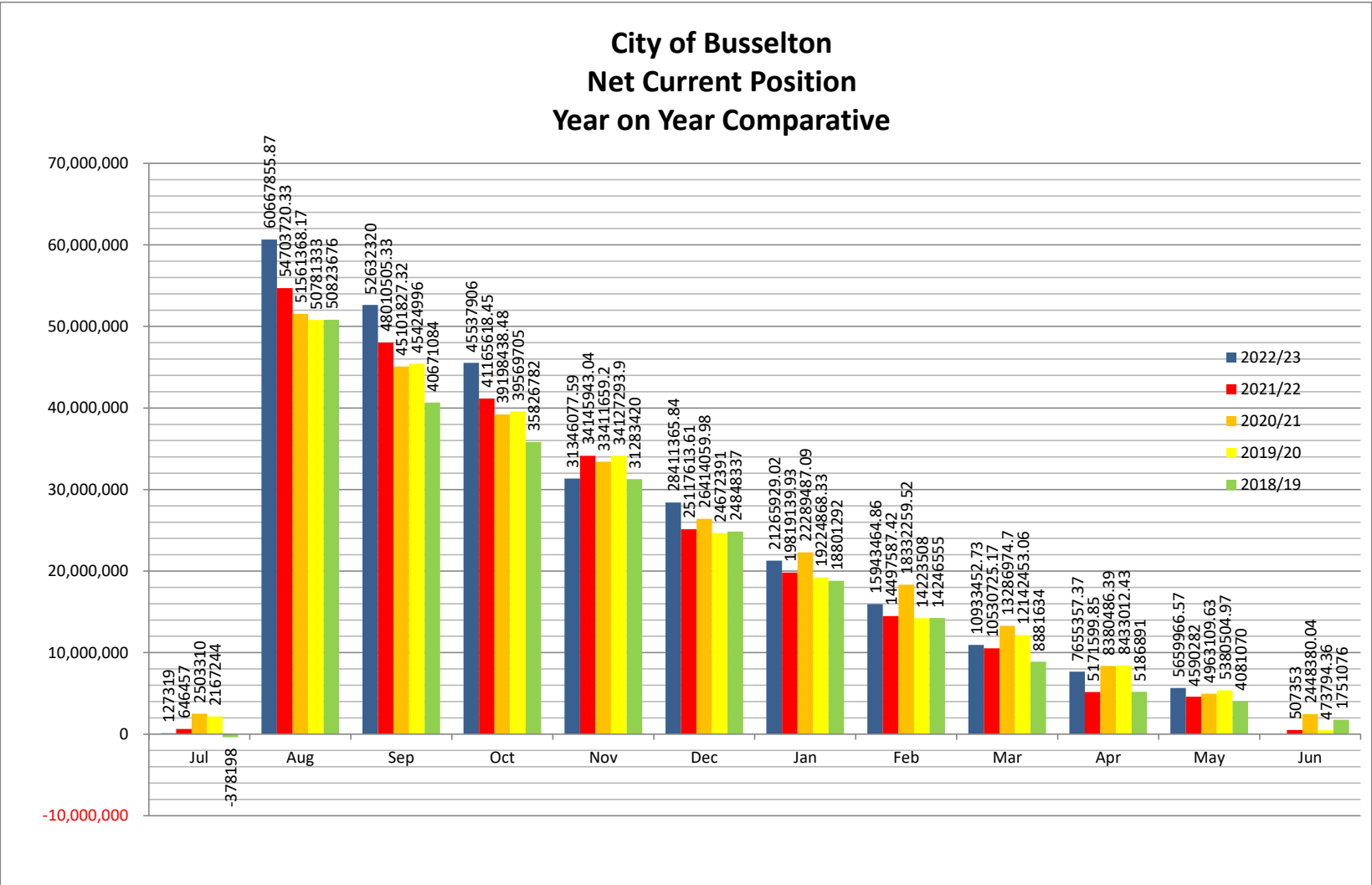
**For Period Ended 31 May 2023**

Project Number	Transaction Type	Project Description	YTD Actual	YTD Budget	Budget Original	YTD BudgetA	Budget Amended
<b>1063 - Waste Facilities and Plant Reserve</b>							
10904	Opening Balance 1/7/2022	Other General Purpose Funding(O)	(8,287,152.23)	(8,287,152.23)	(8,287,152.23)	(8,287,152.23)	(8,287,152.23)
10904	Interest Earned	Other General Purpose Funding(O)	(255,933.69)	(139,767.87)	(152,486.50)	(139,767.87)	(152,486.50)
12225	Transfer To Reserve	Sanitation Waste Services Administration(O)	0.00	0.00	0.00	0.00	0.00
12412	Transfer To Reserve	Domestic & Commercial Waste Collection(O)	0.00	0.00	(2,032,658.00)	0.00	(2,032,658.00)
10688	Transfer From Reserve	Depot Washdown Facility Upgrades(C)	0.00	0.00	76,700.00	0.00	76,700.00
11130	Transfer From Reserve	Regional Waste Management Administration(O)	0.00	0.00	106,780.00	0.00	106,780.00
12225	Transfer From Reserve	Waste and Fleet Services Admin PWOH(O)	0.00	0.00	0.00	0.00	10,000.00
12420	Transfer From Reserve	Vidler Road Waste Site Capital Improvements(C)	0.00	0.00	28,955.00	0.00	28,955.00
12421	Transfer From Reserve	City Lined Landfill Stage 2 - Preliminary Works(C)	1,700,000.00	0.00	1,950,000.00	0.00	1,950,000.00
12425	Transfer From Reserve	Busselton Landfill Post-closure Capping, Rehab & Remediat(C)	0.00	0.00	2,000,000.00	0.00	2,000,000.00
12427	Transfer From Reserve	Dunsborough Waste Facility(O)	0.00	0.00	284,914.00	0.00	284,914.00
12428	Transfer From Reserve	Transfer Station Development(C)	0.00	0.00	158,375.00	0.00	400,000.00
12843	Transfer From Reserve	SW Regional Waste Group Funding - Regional Waste Hub Deve(O)	0.00	0.00	50,000.00	0.00	50,000.00
12844	Transfer From Reserve	Dunsborough Landfill - Washdown Bay(C)	0.00	0.00	150,000.00	0.00	150,000.00
12911	Transfer From Reserve	Waste Management - Replacement of Volvo FE320 6x4 Dual Co(C)	0.00	0.00	440,000.00	0.00	440,000.00
12912	Transfer From Reserve	Waste Management - Plant Replacement Grab bucket and att(C)	0.00	0.00	30,000.00	0.00	30,000.00
12913	Transfer From Reserve	Waste Management - Plant Replacement Trailer for bin clea(C)	0.00	0.00	20,000.00	0.00	20,000.00
12914	Transfer From Reserve	Waste Management - Plant Replacement Minor (Capital)(C)	0.00	0.00	10,000.00	0.00	10,000.00
12915	Transfer From Reserve	Waste Management - Plant Replacement Minor (Non Capital)(C)	0.00	0.00	10,000.00	0.00	0.00
14823	Transfer From Reserve	Bin Truck Replacement (Side Arm)(C)	0.00	0.00	0.00	0.00	440,000.00
<i>Waste Facilities and Plant Reserve Closing Balance</i>			<b>(6,843,085.92)</b>	(8,426,920.10)	(5,156,572.73)	(8,426,920.10)	(4,474,947.73)
<b>1064 - Winderlup Aged Housing Reserve (City Controlled)</b>							
10904	Opening Balance 1/7/2022	Other General Purpose Funding(O)	(356,903.58)	(356,903.58)	(356,903.58)	(356,903.58)	(356,903.58)
10904	Interest Earned	Other General Purpose Funding(O)	(12,363.50)	(5,655.10)	(6,153.63)	(5,655.10)	(6,153.63)
10027	Transfer To Reserve	Asset Management Administration(O)	(57,651.00)	(57,651.00)	(62,889.00)	(57,651.00)	(62,889.00)
12234	Transfer From Reserve	Aged Housing Capital Improvements - Winderlup Court (City(C)	0.00	0.00	49,000.00	0.00	49,000.00
<i>Winderlup Aged Housing Reserve (City Controlled) Closing Balance</i>			<b>(426,918.08)</b>	(420,209.68)	(376,946.21)	(420,209.68)	(376,946.21)
<b>1065 - Workers Compensation and Extended Sick Leave</b>							
10904	Opening Balance 1/7/2022	Other General Purpose Funding(O)	(194,219.32)	(194,219.32)	(194,219.32)	(194,219.32)	(194,219.32)
10904	Interest Earned	Other General Purpose Funding(O)	(3,071.96)	(4,147.11)	(4,530.35)	(4,147.11)	(4,530.35)
			0.00	0.00	0.00	0.00	0.00
10810	Transfer From Reserve	Human Resources & Payroll(O)	193,000.00	0.00	193,000.00	0.00	193,000.00
<i>Workers Compensation and Extended Sick Leave Closing Balance</i>			<b>(4,291.28)</b>	(198,366.43)	(5,749.67)	(198,366.43)	(5,749.67)
<b>1066 - Youth and Community Activities Building Reserve</b>							
10904	Opening Balance 1/7/2022	Other General Purpose Funding(O)	(158,157.72)	(158,157.72)	(158,157.72)	(158,157.72)	(158,157.72)
10904	Interest Earned	Other General Purpose Funding(O)	(5,975.94)	(3,050.30)	(3,315.14)	(3,050.30)	(3,315.14)
10027	Transfer To Reserve	Asset Management Administration(O)	(47,630.00)	(47,630.00)	(51,957.00)	(47,630.00)	(51,957.00)
			0.00	0.00	0.00	0.00	0.00
<i>Youth and Community Activities Building Reserve Closing Balance</i>			<b>(211,763.66)</b>	(208,838.02)	(213,429.86)	(208,838.02)	(213,429.86)
<b>1067 - Prepaid Grants and Deferred Works &amp; Services Reserves</b>							
10904	Opening Balance 1/7/2022	Other General Purpose Funding(O)	(1,979,511.24)	(1,979,511.24)	(1,979,511.24)	(1,979,511.24)	(1,979,511.24)
10904	Interest Earned	Other General Purpose Funding(O)	1,684.22	0.00	0.00	0.00	0.00
			0.00	0.00	0.00	0.00	0.00
10904	Transfer From Reserve	Other General Purpose Funding(O)	1,977,034.36	0.00	1,979,511.00	0.00	1,979,511.00
<i>Prepaid Grants and Deferred Works &amp; Services Reserves Closing Balance</i>			<b>(792.66)</b>	(1,979,511.24)	(0.24)	(1,979,511.24)	(0.24)
<b>1068 - Airport Development Reserve</b>							
10904	Interest Earned	Other General Purpose Funding(O)	0.00	0.00	0.00	0.00	0.00
			0.00	0.00	0.00	0.00	0.00
			0.00	0.00	0.00	0.00	0.00
			0.00	0.00	0.00	0.00	0.00
<i>Airport Development Reserve Closing Balance</i>			<b>0.00</b>	0.00	0.00	0.00	0.00
<b>1069 - Airport Infrastructure Renewal and Replacement Reserve</b>							
10904	Opening Balance 1/7/2022	Other General Purpose Funding(O)	(1,259,814.66)	(1,259,814.66)	(1,259,814.66)	(1,259,814.66)	(1,259,814.66)
10904	Interest Earned	Other General Purpose Funding(O)	(38,660.67)	(22,277.86)	(24,293.77)	(22,277.86)	(24,293.77)
10594	Transfer To Reserve	Airport Operations(O)	0.00	0.00	(642,013.00)	0.00	(642,013.00)
10583	Transfer From Reserve	Airport Construction Stage 2, Airfield(C)	0.00	0.00	0.00	0.00	60,768.00
10585	Transfer From Reserve	BMRA Hangars(C)	0.00	0.00	182,891.00	0.00	182,891.00
10594	Transfer From Reserve	Airport Operations(O)	0.00	0.00	0.00	0.00	2,100.00
12930	Transfer From Reserve	Airport Operations - Replacement Ute - Airport Operations(C)	0.00	0.00	35,000.00	0.00	35,000.00
12931	Transfer From Reserve	Airport Operations - Replacement Deutz/able 75KVA Generat(C)	0.00	0.00	19,000.00	0.00	0.00
12932	Transfer From Reserve	Airport Operations - Replacement Toro Groundmaster 7200 M(C)	0.00	0.00	22,000.00	0.00	22,000.00
12933	Transfer From Reserve	Airport Operations - Replacement Stihl FS94R CE Brushcut(C)	0.00	0.00	600.00	0.00	0.00
12934	Transfer From Reserve	Airport Operations - Replacement Bar Pertoal 3000PSI Press(C)	0.00	0.00	1,150.00	0.00	0.00
12935	Transfer From Reserve	Airport Operations - Replacement Blower(C)	0.00	0.00	350.00	0.00	0.00
14830	Transfer From Reserve	Airport Capital Furniture&Equipment(C)	0.00	0.00	0.00	0.00	36,805.00
14836	Transfer From Reserve	RFDS relocation(C)	0.00	0.00	0.00	0.00	177,515.00
14838	Transfer From Reserve	BMRAP - Apron Lighting(C)	0.00	0.00	0.00	0.00	65,000.00
14839	Transfer From Reserve	BMRAP - Apron CCTV(C)	0.00	0.00	0.00	0.00	50,000.00
<i>Airport Infrastructure Renewal and Replacement Reserve Closing Balance</i>			<b>(1,298,475.33)</b>	(1,282,092.52)	(1,665,130.43)	(1,282,092.52)	(1,294,042.43)
<b>1070 - Airport Noise Mitigation Reserve</b>							
10904	Opening Balance 1/7/2022	Other General Purpose Funding(O)	(683,693.59)	(683,693.59)	(683,693.59)	(683,693.59)	(683,693.59)
10904	Interest Earned	Other General Purpose Funding(O)	(20,456.43)	(9,322.39)	(10,185.46)	(9,322.39)	(10,185.46)
			0.00	0.00	0.00	0.00	0.00
10586	Transfer From Reserve	Airport Development Operations(O)	43,721.82	0.00	98,238.00	0.00	98,238.00
<i>Airport Noise Mitigation Reserve Closing Balance</i>			<b>(660,428.20)</b>	(693,015.98)	(595,641.05)	(693,015.98)	(595,641.05)
<b>1071 - LED Street Lighting Replacement Program Reserve</b>							
10904	Opening Balance 1/7/2022	Other General Purpose Funding(O)	(38,098.35)	(38,098.35)	(38,098.35)	(38,098.35)	(38,098.35)
10904	Interest Earned	Other General Purpose Funding(O)	(1,349.05)	0.00	(3.12)	0.00	(3.12)
10254	Transfer To Reserve	Street Lighting Installations(O)	(45,837.00)	(45,837.00)	(50,000.00)	(45,837.00)	(50,000.00)
10251	Transfer From Reserve	LED Street Light Replacement Program(O)	57,326.09	0.00	87,866.00	0.00	87,866.00
<i>LED Street Lighting Replacement Program Reserve Closing Balance</i>			<b>(27,958.31)</b>	(83,935.35)	(235.47)	(83,935.35)	(235.47)

City of Busselton Reserve Movements

For Period Ended 31 May 2023

Project Number	Transaction Type	Project Description	YTD Actual	YTD Budget	Budget Original	YTD BudgetA	Budget Amended
<b>1072 - Lou Weston Oval Pavilion Reserve</b>							
			<b>0.00</b>	0.00	0.00	0.00	0.00
10904	Interest Earned	Other General Purpose Funding(O)	(259.25)	0.00	0.00	0.00	0.00
10027	Transfer To Reserve	Asset Management Administration(O)	(11,396.00)	(11,396.00)	(12,431.00)	(11,396.00)	(12,431.00)
			<b>0.00</b>	0.00	0.00	0.00	0.00
<i>Lou Weston Oval Pavilion Reserve Closing Balance</i>			<b>(11,655.25)</b>	(11,396.00)	(12,431.00)	(11,396.00)	(12,431.00)
<b>1073 - Waterways Restoration Reserve</b>							
			<b>(10.00)</b>	(10.00)	(10.00)	(10.00)	(10.00)
10904	Opening Balance 1/7/2022	Other General Purpose Funding(O)	(10.00)	(10.00)	(10.00)	(10.00)	(10.00)
10904	Interest Earned	Other General Purpose Funding(O)	(8,174.74)	0.00	0.00	0.00	0.00
10711	Transfer To Reserve	Environmental Management Administration(O)	(504,583.75)	(504,583.75)	(550,455.00)	(504,583.75)	(550,455.00)
12848	Transfer From Reserve	Vasse River - Ongoing Restoration of River Habitat(O)	270,000.00	0.00	550,455.00	0.00	550,455.00
			<b>0.00</b>	0.00	0.00	0.00	0.00
<i>Waterways Restoration Reserve Closing Balance</i>			<b>(242,768.49)</b>	(504,583.75)	(10.00)	(504,583.75)	(10.00)
<b>1078 - Post Office Tea Rooms Reserve</b>							
			<b>0.00</b>	0.00	0.00	0.00	0.00
			<b>0.00</b>	0.00	0.00	0.00	0.00
10020	Transfer To Reserve	Art Geo Administration(O)	0.00	0.00	(121,028.00)	0.00	(121,028.00)
10020	Transfer From Reserve	Art Geo Administration(O)	0.00	0.00	60,514.00	0.00	60,514.00
10033	Transfer From Reserve	Art Geo Building(O)	0.00	0.00	60,514.00	0.00	60,514.00
12472	Transfer From Reserve	ArtGeo Building(C)	0.00	0.00	0.00	0.00	0.00
			<b>0.00</b>	0.00	0.00	0.00	0.00
<i>Post Office Tea Rooms Reserve Closing Balance</i>			<b>0.00</b>	0.00	0.00	0.00	0.00
<b>1079 - Peel Tce/Causeway Rd Building Reserve</b>							
			<b>0.00</b>	0.00	0.00	0.00	0.00
			<b>0.00</b>	0.00	0.00	0.00	0.00
10441	Transfer To Reserve	Peel Tce Building & Surrounds(O)	0.00	0.00	(23,429.00)	0.00	(23,429.00)
			<b>0.00</b>	0.00	0.00	0.00	0.00
<i>Peel Tce/Causeway Rd Building Reserve Closing Balance</i>			<b>0.00</b>	0.00	(23,429.00)	0.00	(23,429.00)
<i>Grand Total</i>			<b>(74,870,261.17)</b>	<b>(89,218,178.43)</b>	<b>(59,608,589.86)</b>	<b>(88,797,562.43)</b>	<b>(54,928,707.86)</b>
	<b>Opening Balance 1/7/2022</b>		<b>(71,183,341.29)</b>	(71,017,796.00)	(71,017,796.00)	(71,017,796.00)	(71,017,796.00)
	<b>Interest Earned</b>		<b>(2,510,956.45)</b>	(1,145,801.80)	(1,249,999.90)	(1,145,801.80)	(1,249,999.90)
	<b>Transfer To Reserve</b>		<b>(16,635,421.53)</b>	(17,126,352.88)	(23,227,257.96)	(17,126,352.88)	(23,496,493.91)
	<b>Transfer From Reserve</b>		<b>15,459,458.10</b>	71,772.25	35,886,464.00	492,388.25	40,835,581.95
<i>Grand Total</i>			<b>(74,870,261.17)</b>	<b>(89,218,178.43)</b>	<b>(59,608,589.86)</b>	<b>(88,797,562.43)</b>	<b>(54,928,707.86)</b>



**7 CONFIDENTIAL MATTERS**

Nil

**8 NEXT MEETING DATE**

7 August 2023

**9 CLOSURE**

The meeting was closed at 1:37pm.

The minutes for the Finance Committee Meeting held 19 July 2023 were confirmed as a true and correct record on: 9 August 2023

Date: 9 August 2023

Presiding Member:

