

CONFIRMED



Special Council Meeting

Minutes

Wednesday 26 July 2023

MINUTES

Minutes of a meeting of the Busselton City Council held in the Council Chambers, Administration Building, Southern Drive, Busselton, on Wednesday 26 July 2023 at 5:30pm.

TABLE OF CONTENTS

1. OFFICIAL OPENING.....	3
2. ATTENDANCE.....	3
3. DISCLOSURES OF INTEREST	4
4. PUBLIC QUESTION TIME.....	4
4.1. RESPONSES TO PREVIOUS QUESTIONS TAKEN ON NOTICE.....	5
4.2. QUESTION TIME FOR PUBLIC.....	5
5. PRESENTATIONS BY PARTIES WITH AN INTEREST	6
6. FINANCE AND CORPORATE SERVICES REPORTS.....	6
6.1. ADOPTION OF 2023/24 ANNUAL BUDGET	6
7. CLOSURE	156

1. OFFICIAL OPENING

The City of Busselton welcomed Councillors, staff, guests and members of the public to the Special Council Meeting of 26 July 2023.

The City of Busselton acknowledged the Wadandi and Bibbulmun people as the traditional custodians of this region and paid respects to Elders past and present.

This meeting was audio recorded for minute taking purposes and will be live streamed on the City of Busselton YouTube channel. This recording will be available for three months after the meeting date.

The purpose of the meeting was to adopt the 2023/2024 City of Busselton Annual Budget and reaffirm the Fees and Charges for the 2023/2024 Financial Year.

2. ATTENDANCE

PRESIDING MEMBER		MEMBERS	
Cr Grant Henley	Mayor	Cr Paul Carter	Deputy Mayor
		Cr Anne Ryan	
		Cr Jodie Richards	
		Cr Kate Cox	
		Cr Phill Cronin	
		Cr Ross Paine	

OFFICERS	
Mr Tony Nottle	Chief Executive Officer
Mr Oliver Darby	Director, Engineering and Works Services
Ms Sarah Pierson	Acting Director, Finance and Corporate Services
Mrs Rachel Runco	Acting Director, Planning and Development Services
Ms Maxine Palmer	Acting Director, Community and Commercial Services
Mr Paul Sheridan	Manager Financial Services
Ms Jo Barrett-Lennard	Governance Officer

APOLOGIES
Nil

LEAVE OF ABSENCE

Cr Sue Riccelli	C2303/016
Cr Mikayla Love	C2305/077

REMOTE ATTENDANCE

Cr Anne Ryan

MEDIA

Nil

PUBLIC

Nil

3. DISCLOSURES OF INTEREST

DISCLOSURES OF FINANCIAL INTEREST

The Presiding Member noted that Disclosures of Financial (Proximity) Interests had been received from the following:

Cr Grant Henley	Item 6.1 'Adoption of the 2023/2024 Annual Budget' Recommendation 1: <ul style="list-style-type: none"> • Item 14909 – Lou Weston Basketball System Upgrades Project: and • Item 14914 – Lou Weston Playground Renewal Project.
Cr Paul Carter	Item 6.1 'Adoption of the 2023/2024 Annual Budget' Recommendation 1: <ul style="list-style-type: none"> • Item 14850 – Cook Street Asphalt Overlay
Cr Phill Cronin	Item 6.1 'Adoption of the 2023/2024 Annual Budget' Recommendation 1: <ul style="list-style-type: none"> • Item 14869 – Silverwood Road unsealed Resheet

The Presiding Member advised that, in accordance with regulation 22 (2)(b) of the *Local Government (Model Code of Conduct) Regulations 2021*, these disclosures would be read out immediately before each item was considered.

DISCLOSURES OF IMPARTIALITY INTEREST

Nil

4. PUBLIC QUESTION TIME

4.1. RESPONSES TO PREVIOUS QUESTIONS TAKEN ON NOTICE

Nil

4.2. QUESTION TIME FOR PUBLIC

Nil

5. PRESENTATIONS BY PARTIES WITH AN INTEREST

Nil

6. FINANCE AND CORPORATE SERVICES REPORTS

6.1. ADOPTION OF 2023/24 ANNUAL BUDGET

Strategic Theme:	Key Theme 4: Leadership 4.2 Deliver governance systems that facilitate open, ethical and transparent decision making. 4.5 Responsibly manage ratepayer funds to provide for community needs now and in the future.
Directorate:	Finance and Corporate Services
Reporting Officer:	Manager Financial Services - Paul Sheridan
Authorised By:	Acting Director Finance and Corporate Services - Sarah Pierson
Nature of Decision:	Legislative: adoption of “legislative documents” such as local laws, local planning schemes and local planning policies. Executive: Substantial direction setting, including adopting budgets, strategies, plans and policies (excluding local planning policies); funding, donations and sponsorships; reviewing committee recommendations.
Voting Requirements:	Absolute Majority
Disclosures of Interest:	No officers preparing this item have an interest to declare.
Attachments:	1. City of Busselton Statutory Budget 2023-24 [6.1.1 - 118 pages] 2. Reserve Consolidation and Rescission Table [6.1.2 - 3 pages]

COUNCIL DECISION

C2305/52 Moved Cr Paul Carter, seconded Cr Phill Cronin

That Council in accordance with section 6.36(4) of the *Local Government Act 1995*, notes that no formal submissions were received in response to the local public notice of the proposed differential rates to apply for the 2023/24 financial year.

CARRIED 7 / 0

BY ABSOLUTE MAJORITY

DISCLOSURE OF INTEREST	
Date	26/07/2023
Meeting	Ordinary Council
Name/ Position	Cr Grant Henley
Item No./ Subject	6.1 ADOPTION OF 2023/24 ANNUAL BUDGET
Type of Interest	Financial (Proximity) Interest
Nature of Interest	I have an interest in the following items: - Item 14909 - Lou Weston basketball System Upgrades Project; and - Item 14914 - Lou Weston Playground Renewal Project as the location of these projects is at Lou Weston Oval, directly adjacent to my property at 8 Swan Street, West Busselton.

4:05pm: At this time, Cr Henley left the meeting. Cr Carter assumed the chair.

COUNCIL DECISION

C2305/53 Moved Cr Jodie Richards, seconded Cr Kate Cox

That the Council adopts Project Item 14909 – Lou Weston Basketball System Upgrades and Project Item 14914 - Lou Weston Playground Renewal, both listed in the Capital Acquisition and Construction Budget of Attachment 1 of the 2023/2024 Annual Budget

CARRIED 6 / 0

BY ABSOLUTE MAJORITY

4:06pm: At this time, Cr Grant Henley returned to the meeting. Cr Carter read out the Council decision to the gallery. Cr Henley assumed the chair.

DISCLOSURE OF INTEREST

Date	26/07/2023
Meeting	Ordinary Council
Name/ Position	Cr Paul Carter
Item No./ Subject	6.1 ADOPTION OF 2023/24 ANNUAL BUDGET
Type of Interest	Financial Interest
Nature of Interest	I have an interest in item 14850 - Cook Street Asphalt Overlay', as the proposed land is part of a thoroughfare that has a common boundary with land that my employer has an interest in, and my employer is a closely associated person to me.

4:07pm: At this time, Cr Paul Carter left the meeting.

COUNCIL DECISION

C2305/54 Moved Cr Ross Paine, seconded Cr Phill Cronin

That the Council adopts Project Item 14850 - Cook Street Asphalt Overlay listed in the Capital Acquisition and Construction Budget of Attachment 1 of the 2023/2024 Annual Budget

CARRIED 6 / 0

BY ABSOLUTE MAJORITY

4:08pm: At this time, Cr Carter returned to the meeting. The Presiding Member read out the Council decision to the gallery.

DISCLOSURE OF INTEREST	
Date	26/07/2023
Meeting	Ordinary Council
Name/ Position	Cr Phill Cronin
Item No./ Subject	6.1 ADOPTION OF 2023/24 ANNUAL BUDGET
Type of Interest	Financial (Proximity) Interest
Nature of Interest	I have an interest in item 14869 'Silverwood Road Unsealed Resheet', as the proposed land is part of a thoroughfare that has a common boundary with my land which is on Silverwood Road.

4:09pm: At this time, Cr Cronin left the meeting.

COUNCIL DECISION

C2305/55 Moved Cr Kate Cox, seconded Cr Paul Carter

That the Council adopts Project Item 14869 – Silverwood Road Unsealed Re-sheet listed in the Capital Acquisition and Construction Budget of Attachment 1 of the 2023/2024 Annual Budget

CARRIED 6 / 0

BY ABSOLUTE MAJORITY

4:10pm: At this time, Cr Cronin returned to the meeting. The Presiding Member read out the Council decision to the gallery.

COUNCIL DECISION

C2305/56 Moved Cr Jodie Richards, seconded Cr Paul Carter

That the Council pursuant to the provisions of section 6.2 of the *Local Government Act 1995* and Part 3 of the *Local Government (Financial Management) Regulations 1996* adopts the following components of the 2023/24 Annual Budget as per Attachment 1 for the City of Busselton:

Statement of Comprehensive Income by Nature or Type

- **Statement of Financial Position**
- **Statement of Changes in Equity**
- **Statement of Cash Flows**
- **Statement of Financial Activity (Rate Setting Statement by Nature or Type)**
- **Notes to and Forming Part of the Budget**
- **Schedule of Capital Acquisition & Construction Projects and Initiatives**

Excluding the project items already resolved:

- 1. Project Item 14850 listed in the Capital Acquisition and Construction Budget of Attachment 1**

2. Project Item 14869 listed in the Capital Acquisition and Construction Budget of Attachment 1
3. Project Item 14909 listed in the Capital Acquisition and Construction Budget of Attachment 1
4. Project Item 14914 listed in the Capital Acquisition and Construction Budget of Attachment 1

And subject to the following project items being reduced as follows, with \$444,983 remaining in restricted loan funds

1. Project Item 12780 – Saltwater Landscaping - from \$754,983 to \$500,000
2. Project Item 12652 – Design / Professional Fees - from \$292,690 to \$212,690
3. Project Item 12783 – IT Hardware & Software - from \$181,250 to \$71,250

And noting the statutory budget will be adjusted accordingly

CARRIED 7 / 0

BY ABSOLUTE MAJORITY

COUNCIL DECISION

C2305/57 Moved Cr Phill Cronin, seconded Cr Jodie Richards

That Council:

1. For the purpose of yielding the rates revenue disclosed by the Municipal Budget 2023-24 adopted above, Council pursuant to sections 6.32, 6.33, 6.34 and 6.35 of the *Local Government Act 1995* impose the following differential, specified area, general and minimum rates on Gross Rental and Unimproved Values.

Description	Rate in the \$	Minimum Payment \$
Zone Groups (GRV)		
Residential (Improved/Vacant)	0.085327	1,517
Industrial (Improved/Vacant)	0.119475	1,517
Commercial (Improved/Vacant)	0.112218	1,517
GRV Holiday Homes	0.094813	1,576
Land Use Groups (UV)		
Primary Production	0.003517	1,517
UV Rural	0.003327	1,656
UV Commercial	0.006368	1,517
UV Holiday Home	0.003289	1,822

Specified Area Rates		
Port Geographe	0.013964	Nil
Provence GRV	0.012739	Nil
Provence UV	0.000135	Nil
Vasse GRV	0.015803	Nil

2. Notes in accordance with Regulation 23(b) of the *Local Government (Financial Management) Regulations 1996* that rate in the dollar figures in part 2 above differ from the advertised rates due to amendments being required to maintain the average 3.9% increase as follows:

	ADVERTISED	BUDGET	VARIATION
<u>Differential Rating Category</u>	Rate in the \$	Rate in the \$	Rate in the \$
Residential – Improved & Vacant	\$0.085327	\$0.085327	\$0.00
Commercial - Improved & Vacant	\$0.119475	\$0.119475	\$0.00
Industrial - Improved & Vacant	\$0.112218	\$0.112218	\$0.00
GRV Holiday Homes	\$0.094813	\$0.094813	\$0.00
UV Primary Production	\$0.003517	\$0.003517	\$0.00
UV Rural	\$0.003327	\$0.003327	\$0.00
UV Commercial	\$0.006368	\$0.006368	\$0.00
UV Holiday Home	\$0.003289	\$0.003289	\$0.00

3. Adopt the rate payment instalment options and associated annual fees in accordance with section 6.45 (3) of the *Local Government Act 1995*, as follows:

- a. 4 Instalments \$19.50;
- b. EasyRates Monthly \$21.90;
- c. EasyRates Fortnightly \$27.20;
- d. EasyRates Weekly \$32.50

4. Adopts a per annum interest rate on rates paid by instalments in accordance with section 6.45 (3) of the *Local Government Act 1995*:

- a. 4 Instalments 5.5%;
- b. EasyRates Monthly 5.5%;
- c. EasyRates Fortnightly 5.5%;
- d. EasyRates Weekly 5.5%

5. Adopts an interest rate of 7.0% per annum on all outstanding rates in accordance with section 6.51 (1) of the *Local Government Act 1995*.

6. In accordance with regulation 64(2) of the *Local Government (Financial Management) Regulations 1996*, adopts the following Instalment options to be available:

Full payment and 1 st instalment due date	15 th September 2023
2 nd instalment due date	15 th November 2023
3 rd instalment due date	15 th January 2024
4 th instalment due date	15 th March 2024
Weekly direct debit first and last instalment dates	15 th September 2023 to 14 th June 2024
Fortnightly direct debit first and last instalment dates	15 th September 2023 to 7 th June 2024
Monthly direct debit first and last instalment dates	15 th September 2023 to 21 st June 2024

7. Adopts the following annual Refuse Collection and Recycling charges for the City of Busselton for the 2023/2024 financial year:

- a. Commercial Waste Charge \$183.40
- b. Domestic Waste Charge \$183.40
- c. Recycling Collection Charge - Domestic \$89.40
- d. Commercial Recycling Collection Charge \$89.40

8. In accordance with section 66(1) and section 66(3) of the *Waste Avoidance and Resource Recovery Act 2007*, applies the minimum payment provisions of section 6.35 of the *Local Government Act 1995*, and adopts a Waste Infrastructure Rate:

- a. GRV General Properties – Rate in the dollar: 0.00001, minimum \$87.50
- b. UV General Properties – Rate in the dollar: 0.000004, minimum \$87.50

9. Adopts the Councillors fees and allowances as follows:

- a. Councillor Annual Sitting Fees \$32,960
- b. Mayor Annual Sitting Fee \$49,435
- c. Mayor’s Annual Allowance \$93,380
- d. Deputy Mayor’s Annual Allowance \$23,345
- e. Annual Telecommunications and Information Technology Allowance \$3,500 per member

10. Reaffirms the adoption of its Schedule of Fees and Charges for the 2023/2024 financial year, as amended and comprised within the 2023/2024 Draft Annual Budget document.

11. Pursuant to regulation 34(5) of the *Local Government (Financial Management) Regulations*, the Council adopts a material variance reporting threshold with respect to financial activity statement reporting for the 2023/2024 financial year as follows:

- a. Variances equal to or greater than 10% of the year to date budget amount

as detailed in the Income Statement by Nature and Type/ Statement of Financial Activity report, however variances due to timing differences and/or seasonal adjustments are to be reported only if not to do so would present an incomplete picture of the financial performance for a particular period; and

b. Reporting of variances only applies for amounts greater than \$50,000.

12. That Council, pursuant to section 6.11 of the *Local Government Act 1995*, adopts the reserves and reserve fund budget contained at note 9 of the budget including the amendment of Reserve Names and Purposes and the consolidation and rescinding of reserves as outlined in Attachment 2.

CARRIED 7 / 0

BY ABSOLUTE MAJORITY

AMENDED OFFICER RECOMMENDATION 1 - Part 1

ABSOLUTE MAJORITY REQUIRED

That Council in accordance with section 6.36(4) of the *Local Government Act 1995*, notes that no formal submissions were received in response to the local public notice of the proposed differential rates to apply for the 2023/24 financial year

AMENDED OFFICER RECOMMENDATION 1 – Part 2

ABSOLUTE MAJORITY REQUIRED

That the Council adopts Project Item 14909 – Lou Weston Basketball System Upgrades and Project Item 14914 - Lou Weston Playground Renewal, both listed in the Capital Acquisition and Construction Budget of Attachment 1 of the 2023/2024 Annual Budget

AMENDED OFFICER RECOMMENDATION 1 – Part 3

ABSOLUTE MAJORITY REQUIRED

That the Council adopts Project Item 14850 - Cook Street Asphalt Overlay listed in the Capital Acquisition and Construction Budget of Attachment 1 of the 2023/2024 Annual Budget

AMENDED OFFICER RECOMMENDATION 1 – Part 4

ABSOLUTE MAJORITY REQUIRED

That the Council adopts Project Item 14869 – Silverwood Road Unsealed Re-sheet listed in the Capital Acquisition and Construction Budget of Attachment 1 of the 2023/2024 Annual Budget

AMENDED OFFICER RECOMMENDATION 1 – Part 5

ABSOLUTE MAJORITY REQUIRED

That the Council pursuant to the provisions of section 6.2 of the *Local Government Act 1995* and Part 3 of the *Local Government (Financial Management) Regulations 1996* adopts the following components of the 2023/24 Annual Budget as per Attachment 1 for the City of Busselton:

- Statement of Comprehensive Income by Nature or Type
- Statement of Financial Position

- Statement of Changes in Equity
- Statement of Cash Flows
- Statement of Financial Activity (Rate Setting Statement by Nature or Type)
- Notes to and Forming Part of the Budget
- Schedule of Capital Acquisition & Construction Projects and Initiatives

Excluding the project items already resolved:

1. Project Item 14850 listed in the Capital Acquisition and Construction Budget of Attachment 1
2. Project Item 14869 listed in the Capital Acquisition and Construction Budget of Attachment 1
3. Project Item 14909 listed in the Capital Acquisition and Construction Budget of Attachment 1
4. Project Item 14914 listed in the Capital Acquisition and Construction Budget of Attachment 1

And subject to the following project items being reduced as follows, with \$444,983 remaining in restricted loan funds

1. Project Item 12780 – Saltwater Landscaping - from \$754,983 to \$500,000
2. Project Item 12652 – Design / Professional Fees - from \$292,690 to \$212,690
3. Project Item 12783 – IT Hardware & Software - from \$181,250 to \$71,250

And noting the statutory budget will be adjusted accordingly

AMENDED OFFICER RECOMMENDATION 2

ABSOLUTE MAJORITY REQUIRED

That Council:

1. For the purpose of yielding the rates revenue disclosed by the Municipal Budget 2023-24 adopted above, Council pursuant to sections 6.32, 6.33, 6.34 and 6.35 of the *Local Government Act 1995* impose the following differential, specified area, general and minimum rates on Gross Rental and Unimproved Values.

Description	Rate in the \$	Minimum Payment \$
<u>Zone Groups (GRV)</u>		
Residential (Improved/Vacant)	0.085327	1,517
Industrial (Improved/Vacant)	0.119475	1,517
Commercial (Improved/Vacant)	0.112218	1,517
GRV Holiday Homes	0.094813	1,576
<u>Land Use Groups (UV)</u>		
Primary Production	0.003517	1,517
UV Rural	0.003327	1,656
UV Commercial	0.006368	1,517
UV Holiday Home	0.003289	1,822

<u>Specified Area Rates</u>		
Port Geographe	0.013964	Nil
Provence GRV	0.012739	Nil
Provence UV	0.000135	Nil
Vasse GRV	0.015803	Nil

2. Notes in accordance with Regulation 23(b) of the *Local Government (Financial Management) Regulations 1996* that rate in the dollar figures in part 2 above differ from the advertised rates due to amendments being required to maintain the average 3.9% increase as follows:

	ADVERTISED	BUDGET	VARIATION
<u>Differential Rating Category</u>	Rate in the \$	Rate in the \$	Rate in the \$
Residential – Improved & Vacant	\$0.085327	\$0.085327	\$0.00
Commercial - Improved & Vacant	\$0.119475	\$0.119475	\$0.00
Industrial - Improved & Vacant	\$0.112218	\$0.112218	\$0.00
GRV Holiday Homes	\$0.094813	\$0.094813	\$0.00
UV Primary Production	\$0.003517	\$0.003517	\$0.00
UV Rural	\$0.003327	\$0.003327	\$0.00
UV Commercial	\$0.006368	\$0.006368	\$0.00
UV Holiday Home	\$0.003289	\$0.003289	\$0.00

3. Adopt the rate payment instalment options and associated annual fees in accordance with section 6.45 (3) of the *Local Government Act 1995*, as follows:
- 4 Instalments \$19.50;
 - EasyRates Monthly \$21.90;
 - EasyRates Fortnightly \$27.20;
 - EasyRates Weekly \$32.50
4. Adopts a per annum interest rate on rates paid by instalments in accordance with section 6.45 (3) of the *Local Government Act 1995*:
- 4 Instalments 5.5%;
 - EasyRates Monthly 5.5%;
 - EasyRates Fortnightly 5.5%;
 - EasyRates Weekly 5.5%
5. Adopts an interest rate of 7.0% per annum on all outstanding rates in accordance with section 6.51 (1) of the *Local Government Act 1995*.
6. In accordance with regulation 64(2) of the *Local Government (Financial Management) Regulations 1996*, adopts the following Instalment options to be available:

Full payment and 1 st instalment due date	15 th September 2023
2 nd instalment due date	15 th November 2023
3 rd instalment due date	15 th January 2024
4 th instalment due date	15 th March 2024
Weekly direct debit first and last instalment dates	15 th September 2023 to 14 th June 2024
Fortnightly direct debit first and last instalment dates	15 th September 2023 to 7 th June 2024
Monthly direct debit first and last instalment dates	15 th September 2023 to 21 st June 2024

7. Adopts the following annual Refuse Collection and Recycling charges for the City of Busselton for the 2023/2024 financial year:
 - a. Commercial Waste Charge \$183.40
 - b. Domestic Waste Charge \$183.40
 - c. Recycling Collection Charge - Domestic \$89.40
 - d. Commercial Recycling Collection Charge \$89.40

8. In accordance with section 66(1) and section 66(3) of the *Waste Avoidance and Resource Recovery Act 2007*, applies the minimum payment provisions of section 6.35 of the *Local Government Act 1995*, and adopts a Waste Infrastructure Rate:
 - a. GRV General Properties – Rate in the dollar: 0.00001, minimum \$87.50
 - b. UV General Properties – Rate in the dollar: 0.000004, minimum \$87.50

9. Adopts the Councillors fees and allowances as follows:
 - a. Councillor Annual Sitting Fees \$32,960
 - b. Mayor Annual Sitting Fee \$49,435
 - c. Mayor’s Annual Allowance \$93,380
 - d. Deputy Mayor’s Annual Allowance \$23,345
 - e. Annual Telecommunications and Information Technology Allowance \$3,500 per member

10. Reaffirms the adoption of its Schedule of Fees and Charges for the 2023/2024 financial year, as amended and comprised within the 2023/2024 Draft Annual Budget document.

11. Pursuant to regulation 34(5) of the *Local Government (Financial Management) Regulations*, the Council adopts a material variance reporting threshold with respect to financial activity statement reporting for the 2023/2024 financial year as follows:
 - a. Variances equal to or greater than 10% of the year to date budget amount as detailed in the Income Statement by Nature and Type/ Statement of Financial Activity report, however variances due to timing differences and/or seasonal adjustments are to be reported only if not to do so would present an incomplete picture of the financial performance for a particular period; and
 - b. Reporting of variances only applies for amounts greater than \$50,000.

12. That Council, pursuant to section 6.11 of the *Local Government Act 1995*, adopts the reserves and reserve fund budget contained at note 9 of the budget including the amendment of Reserve Names and Purposes and the consolidation and rescinding of reserves as outlined in Attachment 2.

EXECUTIVE SUMMARY

This report requests the Council to formally consider the attached budget papers in order to adopt the 2023/2024 Municipal Budget (the Budget).

STRATEGIC CONTEXT

Adoption of the Budget delivers on the Council's strategic priority for the responsible management of ratepayer funds and the provision of community services and infrastructure to meet needs now and into the future.

BACKGROUND

Pursuant to section 6.2 of the *Local Government Act 1995* (the Act), a local government is to prepare and adopt an annual budget between 1 June and 31 August each year, or such extended time as the Minister allows.

Staff commenced the preparation of the Budget in January 2023 informed by the Council's Strategic Community Plan 2021 – 2023 and key strategic planning documents including the Long Term Financial Plan (LTFP), and Corporate Business Plan (CBP), asset management plans, workforce plan and other council adopted strategies. Input from across the organisation was gathered and verified through various workshops with the Executive Leadership Team. Council considered the draft Budget via workshops in May and June 2023, with a final briefing in July.

OFFICER COMMENT

The Budget presented for consideration is reflective of the documents workshopped with Council during May and June 2023, and incorporates amendments determined during that process. The Budget also incorporates amendments to reflect matters that have arisen during the intervening period. As discussed at the July briefing, these included confirmation of grant funding, updates to financial assistance grants predictions, adjustment to fees and charges based on actual results from the 2022/23 financial year, consideration of carryover projects, and the inclusion of the unaudited surplus amount from 2022/2023.

While these amendments could have been deferred from inclusion in the Budget and raised for consideration as part of this report, it is felt that presenting the Council with a complete budget is a preferable option. This is in line with previous Council process.

Municipal Fund Net Balanced Budget 2022/23

The City finished the 2022/2023 financial year with an unaudited budget surplus figure of \$1,954,590 representing approximately 1.6% of total operating and capital expenditure.

This surplus is predominately a reflection of cost savings against budget realised throughout a range of operational areas. This was caused by a number of factors, including:

- supply chain issues, preventing completion of many operational activities;
- a tight labour market resulting in lags in filling vacancies during the year;
- much higher than expected interest rates received on invested funds, with loans fixed at much lower rates;
- higher than expected receipts of fees & charges; and
- higher than expected receipt of various operational grants funding opportunities.

It has been custom for any surplus to be budgeted to be transferred to the New Infrastructure Development Reserve on the 1st July, hence enabling the presentation of a balanced budget.

In discussions with Council, in order to complete a number of high priority operational, municipal funded activities that remained outstanding from the 22/23 financial year, a portion of the surplus will be transferred to the Deferred Works Reserve in order to fund these activities in the 2023/2024 year. The remaining portion of the surplus will be transferred to the New Infrastructure Development Reserve in line with custom, enabling Council to consider the allocation of funds for future infrastructure needs, with strategic planning underway currently in relation to sport and recreation infrastructure and community infrastructure in Dunsborough.

As such, the 2023/24 budget is presented with a balanced position.

Rates

A rate increase of 3.90% (average) is proposed, with an amount of \$60,395,882 to be raised via rates and charges. This is slightly higher than the forecast 3.5% contained within year 2 of the City's LTFP 2022 – 2032. Significant changes to the prevailing global economic environment have resulted in cost increases, impacting on the costs associated with the delivery and maintenance of City infrastructure and services. For example CPI as at the end of March 2023 (annually) was recorded nationally at 7% and at 5.8% for WA. The local government cost index had increased by 0.9% in the quarter and 4.5% over the year. Costs associated with street lighting alone increased by 7%. The small increase in forecast rates has assisted to balance the budget, while still keeping rates below inflation.

Differential Rates

Local public notice was placed in the Busselton Dunsborough Times and West Australian Newspaper on the 16th June 2023 and with respect to the Notice of Intention to Levy Differential Rates for the 2023/2024 financial year. Copies were also placed on City's public notice boards at City's Administration Centre, Southern Drive, Busselton and both the Public Libraries (Busselton and Dunsborough). The proposed general rate increase advertised for 2023/2024 financial year was 3.9%.

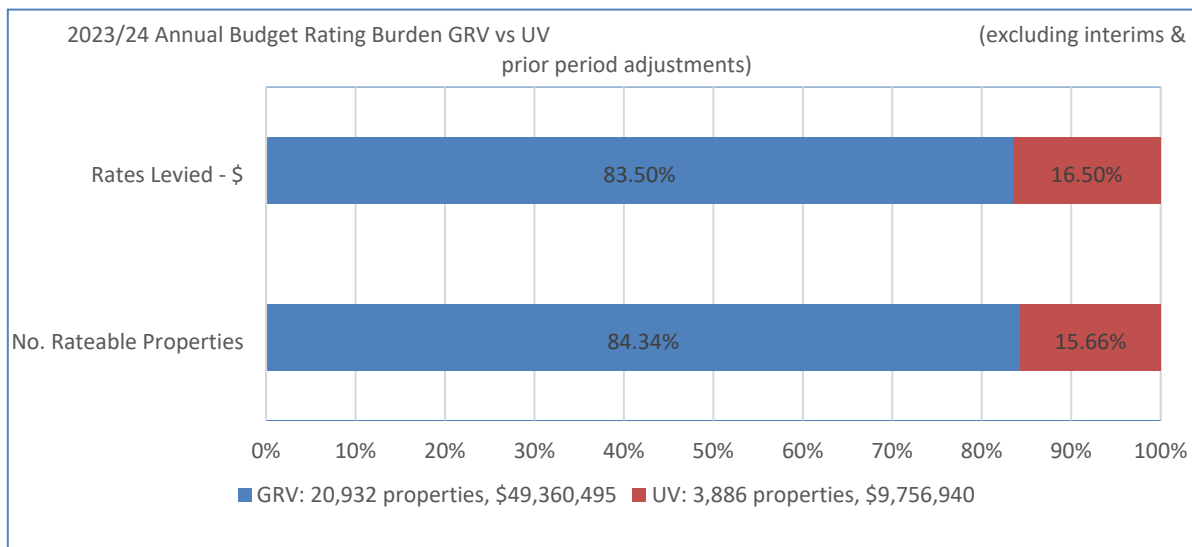
Ratepayers and Electors were invited to make a submission to Council in relation to the proposal. Submissions closed 4:30pm Friday 7th July 2023. In accordance with section 6.36 of the Act, Council is required to consider any submissions received before imposing the proposed rate or minimum payment with or without modification.

There were no formal submissions received by the closure date.

UV & GRV Revaluations

During the last financial year only the annual revaluation of Unimproved Values (UV) by the Valuer Generals Office (VGO) effective from the 1st July 2023, was received. Revaluations are conducted by the VGO every 3 to 6 years for GRV and yearly for UV, in regional areas. All values are assessed by the VGO as at the same date of valuation, which for this UV revaluation was the 1st August 2022. The revaluation has resulted in average rate increases of 4.18% per property for UV’s.

While Council sets the rate in the dollar, it has no input into what an individual property’s valuation will be. A property’s valuation as per the most recent revaluation, along with the rate in the dollar is used to calculate a property’s rates. Where a property’s valuation has increased or decreased beyond either the GRV or UV total average, then the overall rate increase will generally be higher or lower than the average increase.



Waste Charges

Increases in waste charges have been kept to a minimal amount. Below are details of this increase:

Charge Type	2022/2023	2023/2024	Increment
Refuse Removal Commercial	\$176.50	\$183.40	\$6.90
Refuse Removal Domestic	\$176.50	\$183.40	\$6.90
Recycling Fees - Domestic	\$86.00	\$89.40	\$3.40
Recycling Fees - Commercial	\$86.00	\$89.40	\$3.40

Waste Avoidance and Resource Recovery Act Charges (WARR Act)

There has also been a further increase in the WARR Act charge from \$75.00 to \$87.50

Loan Borrowings

The 2023/24 annual budget includes \$2M in proposed new borrowing, for the following purposes:

⇒ Community Groups Self Supporting Loans (\$250K)

\$250k has been included in the budget for provision of loan funding to other community groups, enabling them to borrow funds at lower interest rates through support of the City. Liability for the repayment of the loans remains with the community group. These loans are considered on request.

⇒ Strategic Land Purchases (\$1.75M)

Strategic land purchases to be partly funded by loan borrowings.

Consolidation of Reserves

The City has significant cash reserves that have a total budgeted closing balance as at 30 June 2023 of \$78.1M and restricted cash assets that are not contained in reserves of \$35.9M. The estimated closing balance as at 30 June 2024 for reserves is \$64.5M, and \$14.9M in restricted cash assets.

The City’s creation and use of financial reserves has increased in complexity over recent years and commentary below from the Office of the Auditor General (OAG) as part of the City of Busselton 2021/2022 Annual Financial Audit has prompted a review of the structure of our financial reserves.

“In addition, we recommend that the City review its reserve accounts to determine whether they are all required to be held as restricted funds. There are currently 70 reserve accounts and \$98,125,758 held in restricted funds”.

With the aim of optimising the use of reserves for asset management, the Council as part of the Chief Executive Officer’s Performance Criteria requested the CEO to

- a) undertake a review of the use of the City’s financial reserves with the aim of appropriate reserve consolidation, and
- b) ensure the level of reserve funding is commensurate with asset management planning.

The following reserve consolidations have been proposed in this budget, addressing stage one of that review:

Buildings

Reserve Name:	Building Asset Renewal Reserve – General Building
Action:	<i>Amend name, purpose and consolidate with the reserves listed below by transferring the opening balances of those reserves to the Buildings Reserve on the 1st of July, along with any planned transfers to/from those reserves, and then close them.</i>
Amended Name:	<i>Buildings Reserve</i>
Current Purpose:	To provide funding for the major maintenance, renewal, replacement, upgrading and future building requirements for SLH2 to SLH6 assets that are not provided for within other reserve accounts.

Amended Purpose:	<i>To set aside, hold and provide funding for major maintenance and capital expenditure requirements associated with renewal, upgrade and replacement of existing building assets.</i>
<i>Reserves to be Consolidated into the Buildings Reserve:</i>	
Reserve Name:	Barnard Park Sports Pavilion Building Reserve
Current Purpose:	To provide funding for the major maintenance, renewal, replacement, upgrading and future building and fit out requirements for the asset.
Reserve Name:	Railway House Building Reserve
Current Purpose:	To provide funding for the major maintenance, renewal, replacement, upgrading and future building and fit out requirements for the asset.
Reserve Name:	Youth and Community Activities Building Reserve
Current Purpose:	To provide funding for the major maintenance, renewal, replacement, upgrading and future building and fit out requirements for the asset.
Reserve Name:	Busselton Library Building Reserve
Current Purpose:	To provide funding for the major maintenance, renewal, replacement, upgrading and future building and fit out requirements for the asset.
Reserve Name:	Busselton Community Resource Centre Reserve
Current Purpose:	To provide funding for the major maintenance, renewal, replacement, upgrading and future building and fit out requirements for the asset.
Reserve Name:	Geographe Leisure Centre Building (GLC) Reserve
Current Purpose:	To provide funding for the major maintenance, renewal, replacement, upgrading and future building and fit out requirements for the asset.
Reserve Name:	Naturaliste Community Centre Building (NCC) Reserve
Current Purpose:	To provide funding for the major maintenance, renewal, replacement, upgrading and future building and fit out requirements for the asset.
Reserve Name:	Civic and Administration Building Reserve
Current Purpose:	To provide funding for the major maintenance, renewal, replacement, upgrading and future building and fit out requirements for the asset.
Reserve Name:	Peel Tce/Causeway Rd Building Reserve
Current Purpose:	To provide funding for the major maintenance, renewal, replacement, upgrading and future building and fit out requirements for the asset.
Reserve Name:	Lou Weston Oval Pavilion Reserve
Current Purpose:	To provide funding for the major maintenance, renewal, replacement, upgrading and future building and fit out requirements for the asset.

The reserves in the table above all currently have substantively the same purpose. By combining them into one, it creates agility for the organisation in relation to its asset management program for buildings, and the ability to respond to changing environmental and economic circumstances.

It also creates administrative efficiency in the process of setting aside funds for asset management, budgeting for the use of those funds, and reconciling the actual use at year end.

Increased agility and improved administrative efficiencies is a broad rationale that flows through to all of the consolidation proposals below.

Roads

It is proposed that one roads reserve be created with an expanded purpose covering both the major maintenance and capital expenditure requirements associated with renewal and upgrade along with planning and construction of new roads.

Reserve Name:	Road Asset Renewal Reserve
Action:	<i>Amend name, purpose and consolidate with the reserve listed below by transferring the opening balance of that reserve to the Roads Reserve on the 1st of July, along with any planned transfers to/from that reserve, and then close it.</i>
Amended Name:	<i>Roads Reserve</i>
Current Purpose:	To provide funding for the major maintenance, renewal, replacement, upgrading and future requirements with respect to Road Infrastructure assets within the District.
Amended Purpose:	<i>To hold and provide funding for major maintenance and capital expenditure requirements associated with renewal, upgrade and replacement of existing road infrastructure assets, plus planing for and construction of future new road requirements.</i>
Reserve to be Consolidated into the Roads Reserve:	
Reserve Name:	Major Traffic Improvements Reserve
Current Purpose:	To provide funding for the major maintenance, renewal, replacement, upgrading and future building and fit out requirements for the asset.

New Infrastructure

The New Infrastructure Development Reserve exists specifically for the purposes of developing and constructing new infrastructure items. The Vasse Sports Pavilion is a new item of infrastructure yet to be constructed, so it has no asset management requirements.

Reserve Name:	New Infrastructure Development Reserve
Action:	<i>Amend purpose and consolidate with the reserve listed below by transferring the opening balance of that reserve to the New Infrastructure Development Reserve on the 1st of July, along with any planned transfers to/from that reserve, and then close it.</i>
Current Purpose:	For the purpose of setting aside funds to facilitate the identification, design and development/construction of new infrastructure and other capital projects as identified in the City's LTFP.
Amended Purpose:	<i>To set aside, hold and provide funding in order to facilitate the identification, design, development and construction of new infrastructure and other capital projects as identified in the annual budget, which in turn has been infomed by the City's Strategic Community Plan, Corporate Business Plan and Long Term Financial Plan.</i>
Reserve to be Consolidated into the New Infrastructure Development Reserve:	
Reserve Name:	Vasse Sports Pavilion Building Reserve
Current Purpose:	To provide funding for the construction, major maintenance, renewal, replacement, upgrading and future building and fit out requirements for the asset.

Other Infrastructure

The reserves in the table below all relate to assets that are categorised as “Other Infrastructure”. Also, the movements in the LED Street Lighting Replacement Program Reserve are usually a straight in/out within a financial year, with little to no requirement for any major projects.

Reserve Name:	Other Infrastructure Reserve
Action:	<i>Amend purpose and consolidate with the reserves listed below by transferring the opening balances of those reserves to the Other Infrastructure Reserve on the 1st of July, along with any planned transfers to/from those reserves, and then close them.</i>
Amended Name:	N/A
Current Purpose:	To provide funding for the major maintenance and renewal of other infrastructure not specifically provided for in other reserves.
Amended Purpose:	<i>To hold and provide funding for major maintenance and capital expenditure requirements associated with renewal, upgrade and replacement of existing other infrastructure assets, not specifically provided for in other reserves.</i>
<i>Reserves to be Consolidated into the Other Infrastructure Reserve:</i>	
Reserve Name:	CBD Enhancement Reserve
Current Purpose:	To provide funds for Capital and maintenance works and improvements within the Busselton and Dunsborough Central Business Districts.
Reserve Name:	Cemetery Reserve
Current Purpose:	To provide funds for Capital and maintenance works and improvements within the Busselton and To provide funding for the renewal, expansion and establishment of Cemeteries within the district.
Reserve Name:	LED Street Lighting Replacement Program Reserve
Current Purpose:	To provide funds for the on-going replacement of street lighting throughout the district with LED capacity.

Airport

Although these reserves do have slightly differing purposes, they all relate to the airport as did the grant funds that initially went into these reserves were. It is considered that combining the reserves will streamline the management of funds for the airport and what is available into the future.

Reserve Name:	Airport Infrastructure Renewal and Replacement Reserve
Action:	<i>Amend name, purpose and consolidate with the reserves listed below by transferring the opening balances of those reserves to the Airport Reserve on the 1st of July, along with any planned transfers to/from those reserves, and then close them.</i>
Amended Name:	<i>Airport Reserve</i>
Current Purpose:	To provide funding for the major maintenance, renewal, replacement, upgrading and installation of Airport Infrastructure, Plant, Furniture and Equipment.

Amended Purpose:	<i>To set aside, hold and provide funding for major maintenance and capital expenditure requirements associated with renewal, upgrade and replacement of existing airport and airport related assets, plus future development, marketing and noise mitigation needs.</i>
<i>Reserves to be Consolidated into the Airport Reserve:</i>	
Reserve Name:	Airport Marketing and Incentive Reserve
Current Purpose:	The purpose of promoting and providing incentives for the Busselton Margaret River Airport.
Reserve Name:	Airport Noise Mitigation Reserve
Current Purpose:	To be utilised for the purpose of noise mitigation related activities surrounding the Airport precinct.
Reserve Name:	Airport Existing Terminal Building Reserve
Current Purpose:	To provide funding for the major maintenance, renewal, replacement, upgrading and future building and fit out requirements for the asset.

Events, Marketing and Business Development

The reserve purpose has been amended to include reference to business and industry development, in addition to marketing, area promotion and events.

Reserve Name:	Marketing and Area Promotion Reserve
Action:	<i>Amend name and purpose.</i>
Amended Name:	<i>Events, Marketing and Business Development Reserve</i>
Current Purpose:	To fund the City's contributions and expenditure on tourism, marketing, area promotion and events activities as a result of MERG funding allocations.
Amended Purpose:	<i>To fund the City's contributions and expenditure on tourism, business and industry development, marketing, area promotion, and events activities, per funding allocations agreed with community reference groups.</i>

Parks and Gardens

The reserves in the table below currently have substantively the same purpose.

Reserve Name:	Parks, Gardens and Reserves Reserve
Action:	<i>Amend name, purpose and consolidate with the reserve listed below by transferring the opening balance of that reserve to the Parks & Gardens Reserve on the 1st of July, along with any planned transfers to/from that reserve, and then close it.</i>
Amended Name:	<i>Parks & Gardens Reserve</i>
Current Purpose:	To provide funding for the major maintenance and renewal of Parks, Gardens and Reserves within the District.
Amended Purpose:	<i>To provide funding for the major maintenance and renewal of Parks, Gardens, Public Open Spaces and Reserves within the District.</i>
<i>Reserve to be Consolidated into the Parks & Gardens Reserve:</i>	

Reserve Name:	Busselton Foreshore Reserve
Current Purpose:	To provide funds for on-going asset maintenance and any future capital works.

Waterways

Similarly, the reserves in the table below currently have substantively the same purpose.

Reserve Name:	Waterways Restoration Reserve
Action:	<i>Consolidate with the reserve listed below by transferring the opening balance of that reserve to the Waterways Restoration Reserve on the 1st of July, along with any planned transfers to/from that reserve, and then close it.</i>
Current Purpose:	To provide for any works required to rejuvenate, revive or rectify natural waterways within the Busselton district.
Reserve to be Consolidated into the Waterways Restoration Reserve:	
Reserve Name:	Busselton Area Drainage and Waterways Improvement Reserve
Current Purpose:	To hold development contributions for the provision of drainage works and the management and improvement of waterways and adjacent reserves within Busselton including the lower Vasse River.

Emergency Disaster Recovery into Corporate IT

Due to the specific provisions of the Act enabling the Mayor to enact certain powers in event of a declared disaster, that in turn enable the City to utilise reserve funds outside their purposes (for emergency disaster recovery purposes), this reserve is deemed to be superfluous to requirements.

To assist with building a future fund for the significant on-going upgrades required to City's Information and Communications Technology infrastructure, it was deemed appropriate to transfer the remaining funds into this reserve.

Reserve Name:	Corporate IT Systems Reserve
Action:	<i>Consolidate with the reserve listed below by transferring the opening balance of that reserve to the Corporate IT Systems Reserve on the 1st of July, along with any planned transfers to/from that reserve being returned to the municipal account, and then close it.</i>
Current Purpose:	To provide funding in relation to the ongoing development, enhancement and/ or replacement of the City's corporate systems. To be utilised for the renewal and replacement or introduction of new IT platforms/ hardware for the City.
Reserve to be Consolidated into the Corporate IT Systems Reserve:	
Reserve Name:	Emergency Disaster Recovery Reserve
Current Purpose:	To provide funding for Disaster Recovery activities including natural and man-made events.

Reserves to be closed

Reserves to be closed and funds returned to the municipal account:	
Reserve Name:	Commonage Community Facilities Dunsborough Lakes South Reserve
Current Purpose:	For the purpose of the provision of future recreational facilities at Dunsborough Lakes South in accordance with the Dunsborough Lakes Developer Contributions Plan.
Reserve Name:	Commonage Precinct Infrastructure Road Reserve
Current Purpose:	To be utilised for the purpose of road infrastructure and road safety upgrades within the Commonage Contribution Area in accordance with the Commonage Contributions Area policy provisions.
Reserve Name:	Energy Sustainability Reserve
Current Purpose:	To provide funding for the investigation, implementation and optimisation of Energy Sustainability initiatives within the District.

The first two reserves on the above table are to be closed and the funds returned to the municipal account, as the City has spent the funds for the purposes required in prior years, from the municipal account, without reimbursing the municipal account at year end from these reserve funds in the usual fashion. This was due to confusion/disruption in the changeover in the budgeting systems and processes that caused the reserve funding component of associated projects to be missed. In relation to energy sustainability, these activities are currently budgeted for each year and therefore it is considered that the Energy Sustainability Reserve can be closed.

Variance Reporting Threshold – 2023/2024 Financial Year

Whilst not directly relevant to the Budget adoption, regulation 34(5) of the *Local Government (Financial Management) Regulations* requires that in each year, a local government adopts a percentage or value, calculated in accordance with Accounting Standard AASB 1031 - Materiality, to be used for reporting material variances.

It is preferable that the Council determines this percentage or value as part of its annual budget adoption process, such that this reporting threshold is known prior to the compilation of the initial Statement of Financial Activity report each financial year.

Accounting Standard AASB 1031 states that:

general purpose financial reporting involves making decisions about the information to be included in general purpose financial reports and how it is presented. In making these judgements, considerations of materiality play an essential part. This is because the inclusion of information which is not material or the exclusion of information which is material may impair the usefulness of the information provided to users.

The Standard also suggests quantitative thresholds in the consideration of the materiality of variances, as follows:

- a) *An amount which is equal to or greater than ten percent (10%) of the appropriate base amount may be presumed to be material unless there is evidence or convincing argument to the contrary; and*
- b) *An amount which is equal to or less than five percent (5%) of the appropriate base amount may be presumed not to be material unless there is evidence or convincing argument to the contrary.*

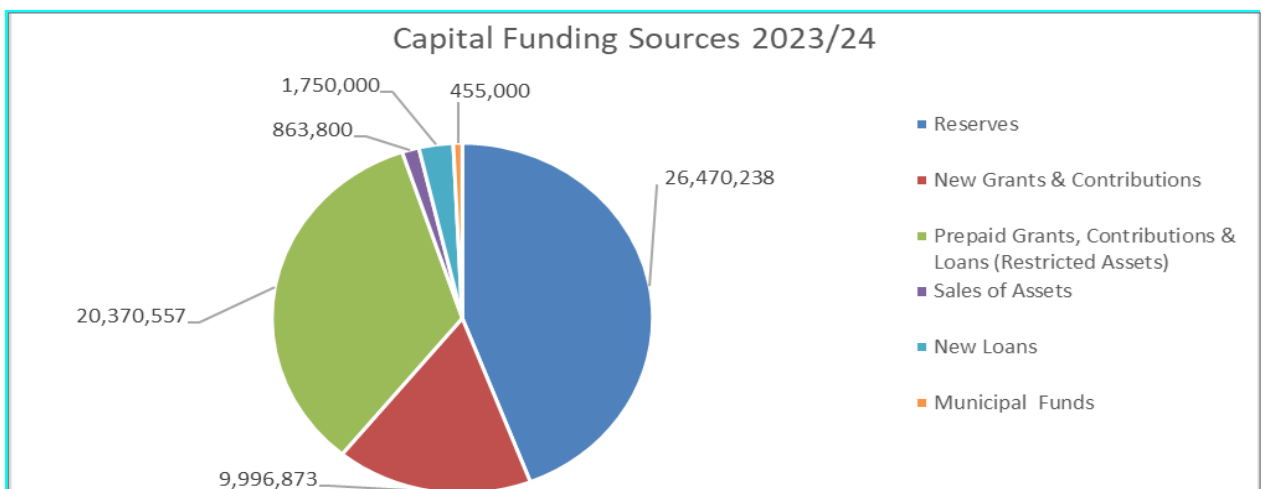
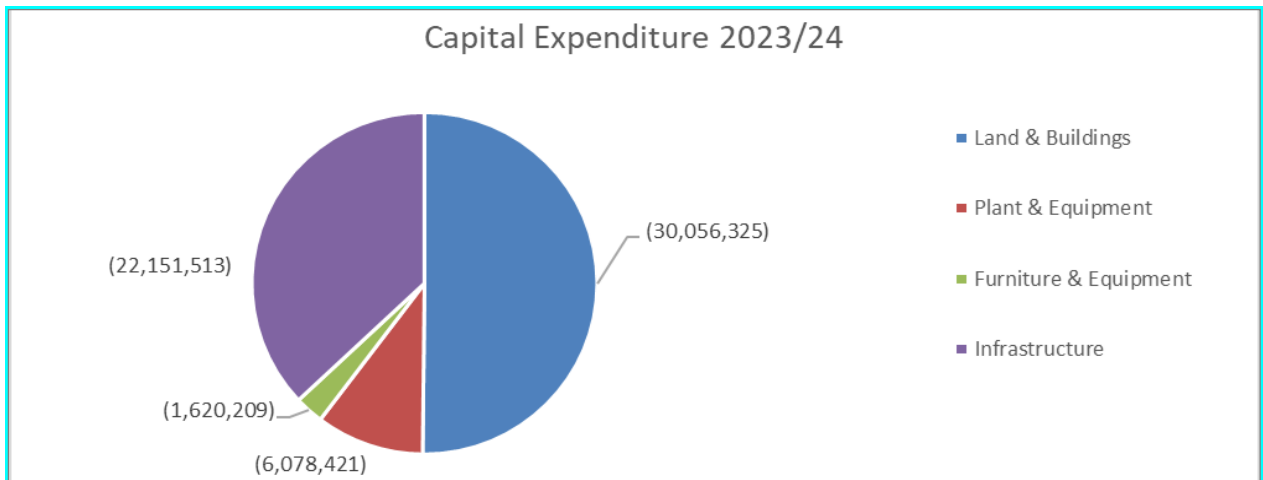
It is proposed that the existing combined [+/- 10%] and [+/- \$25K] variance reporting threshold be retained unchanged for the 2023/2024 year, with reportable variances resulting from timing differences and/or seasonal adjustments to be reported only if it is required in order to present a complete picture of the financial performance for a particular period.

2023/2024 Annual Budget – Highlights

As reviewed and discussed in the Council Budget Workshops, the Budget includes a wide range of capital projects, which will benefit the City’s ratepayers. This is in addition to recurrent operational funding allocations to support a wide range of community services and initiatives. Total expenditure is in the order of \$160.7M including approximately \$59.9M in capital expenditure broken down as follows:

Infrastructure	\$22.2M
Land and Buildings	\$30.0M
Plant and Equipment	\$6.1M
Furniture and Office Equipment	\$1.6M
TOTAL	\$59.9M

Buildings includes the continuation of the Saltwater Construction, forecast at \$20.9M during the 23/24 financial year.



It is considered that the Budget reflects value for money, and is attentive to the desires and aspirations of the community, advancing initiatives important to our natural environment, lifestyle and the creation of opportunities across the City. It maintains our commitment to the delivery of improved infrastructure, and continues investment in planning for the future priorities and desires of residents.

Fees and Charges

To enable the Council's Schedule of Fees and Charges to become effective from the commencement of the financial year, the Schedule is required to be adopted in advance of 30 June each year.

At its meeting of 19th April 2023, the Council adopted its Schedule of Fees and Charges for the 2023/2024 financial year.

Pursuant to Section 6.19 of the Act, local public notice was given and the Schedule of Fees and Charges came into effect from 1 July 2023.

Since this time several minor changes / additions have been proposed to be made to the Schedule of Fees and Charges as follows:

- The wording of charges for the Libraries Photocopying have been modified to provide clarity that it relates to both Photocopying and Printing, and that the charge is per side. The separately identified charge for printing from the Internet has been deleted as it is covered by the Photocopying / Printing charge.

Description	Adopted Fee 22/23 (exc GST)	Adopted Fee 22/23 (inc GST)	Proposed Fee 23/24 (exc GST)	Proposed Fee 23/24 (exc GST)
Photocopy / Printing Charges (per side) - black & white - A4	0.18	0.20	0.18	0.20
Photocopy / Printing Charges (per side)) - colour - A4	0.91	1.00	0.91	1.00
Photocopy / Printing Charges (per side) - black & white - A3	0.36	0.40	0.36	0.40
Photocopy / Printing Charges (per side)) - colour - A3	1.82	2.00	1.82	2.00
Printing from the Internet – per A4 copy	0.18	0.20	0.18	0.20

- The Venue Support Staff hourly fees for the Undalup Function Room are to be deleted as they are considered impractical.

Description	Adopted Fee 22/23 (exc GST)	Adopted Fee 22/23 (inc GST)	Proposed Fee 23/24 (exc GST)	Proposed Fee 23/24 (exc GST)
Venue Support Staff hourly fee – time & a half (Saturdays)	New	New	43.64	48.00
Venue Support Staff hourly fee – double time (Sundays)	New	New	58.18	64.00

- The GLC fees for use of the Spa and Sauna are to be modified to reduce issues staff are experiencing with patron casual entry. The separately identified fee for use of just the Spa and Sauna is to be removed. The fee for the Sauna/spa/swim is to be reduced from \$13.50 to \$13.00.

Description	Adopted Fee 22/23 (exc GST)	Adopted Fee 22/23 (inc GST)	Proposed Fee 23/24 (exc GST)	Proposed Fee 23/24 (exc GST)
Sauna/spa/swim (16 years & over only)	11.45	12.60	11.82	13.00
Spa / Sauna	New	New	6.91	7.60

- A daily hire fee is proposed for the use of a foreshore kiosk, which can be hired by event organisers to assist with the running of their event or other organisations that may want to use it as a promotional booth or pop-up space for short periods. Based on market comparisons with similarly sized spaces, a daily hire fee of \$70 for commercial hire and \$35 for community groups and not-for-profit groups is proposed.

Description	Adopted Fee 22/23 (exc GST)	Adopted Fee 22/23 (inc GST)	Proposed Fee 23/24 (exc GST)	Proposed Fee 23/24 (exc GST)
Kiosk Hire - Short term - Commercial Hire - per day	New	New	63.64	70.00
Kiosk Hire - Short term - Community / Not For profit's Hire - per day	New	New	31.82	35.00

- The reference to the depth of a grave for a standard burial is to be removed, as soil conditions do not permit a 2.1m dig. The fee for installing bench seating is to be clarified to be a rate per hour.

Description	Adopted Fee 22/23 (exc GST)	Adopted Fee 22/23 (inc GST)	Proposed Fee 23/24 (exc GST)	Proposed Fee 23/24 (exc GST)
Standard Burial –Depth to 2.1m	1,118.18	1,230.00	1,160.91	1,277.00
Bench Seating - Installation - per hour	49.09	54.00	50.91	56.00

- The commission rate on exhibition sales at the Bond Store Gallery and the New Courtroom in the Busselton Cultural Precinct is to be re-divided to differentiate between rostered and non-rostered artists. Additionally, the fee for the hire of the Old Courthouse Courtyard is to be modified to clarify that the free use listed for the Community relates to Community groups

Description	Adopted Fee 22/23 (exc GST)	Adopted Fee 22/23 (inc GST)	Proposed Fee 23/24 (exc GST)	Proposed Fee 23/24 (exc GST)
Bond Store Gallery				
Commission rates on exhibition sales (rostered artists)	20%	20%	20%	20%
Commission rates on exhibition sales (non-rostered artists)	New	New	30%	30%

Description	Adopted Fee 22/23 (exc GST)	Adopted Fee 22/23 (inc GST)	Proposed Fee 23/24 (exc GST)	Proposed Fee 23/24 (exc GST)
New Courtroom				
Commission rates on exhibition sales (rostered artists)	20%	20%	20%	20%
Commission rates on exhibition sales (non-rostered artists)	New	New	30%	30%
Old Courthouse Courtyard				
Event Hire (per hour)(free for community use groups)	13.64	15.00	14.09	15.50

- The City is receiving requests for private vehicles to gain access to the City's parks and reserves. This vehicular access to the parks and reserves risks damage being inadvertently done to the area and therefore it is proposed to introduce a formal application and bond process.

Description	Adopted Fee 22/23 (exc GST)	Adopted Fee 22/23 (inc GST)	Proposed Fee 23/24 (exc GST)	Proposed Fee 23/24 (exc GST)
Bonds - Private Vehicle Access to Parks and Reserves				
Private light vehicle / ute	New	New	300.00	300.00
Commercial light vehicle / ute / light truck	New	New	600.00	600.00
Commercial medium-heavy vehicle / truck / mobile plant / crane	New	New	900.00	900.00

- Town Planning Fees levied under the Planning and Development (Development Assessment Panels) Regulations 2011 have been included for completeness.

Description	Adopted Fee 22/23 (exc GST)	Adopted Fee 22/23 (inc GST)	Proposed Fee 23/24 (exc GST)	Proposed Fee 23/24 (exc GST)
Fees, not otherwise included below; for planning services listed in the Planning and Development (Development Assessment Panels) Regulations 2011 (Note - Statutory fee)	As per the maximum fee listed in Schedule 1, Planning and Development (Development Assessment Panels) Regulations 2011	As per the maximum fee listed in Schedule 1, Planning and Development (Development Assessment Panels) Regulations 2011	As per the maximum fee listed in Schedule 1, Planning and Development (Development Assessment Panels) Regulations 2011	As per the maximum fee listed in Schedule 1, Planning and Development (Development Assessment Panels) Regulations 2011

- A reference to the number of axles on a trailer has been added to a range of Waste Site fees to add clarity to the fee structure for staff, and a range of fees have been rounded down by 50c so that staff do not need to handle the coin.

Description	Adopted Fee 22/23 (exc GST)	Adopted Fee 22/23 (inc GST)	Proposed Fee 23/24 (exc GST)	Proposed Fee 23/24 (exc GST)
WASTE DISPOSAL AND SANITATION FEES				
DOMESTIC WASTE (BUSSELTON AND DUNSBOROUGH)				
General Domestic Waste (Sorted and Separated)				
Light Vehicles or Single Axle 6 x 4 Trailers (loaded to approx. 1m in height) up to 200kg	7.27	8.00	7.27	8.50 8.00
Weights up to 300kg from 6 x 4 (with a cage) and loaded a height >1m, Tandem or Other Trailers.	13.64	15	13.64	15.50 15.00
Domestic Bricks and Concrete				
Light Vehicles or Single Axle 6 x 4 Trailers (loaded to approx. 1m in height) up to 200kg	5.45	6.00	5.45	6.50 6.00
Weights up to 300kg from 6 x 4 (with a cage) and loaded a height >1m, Tandem or Other Trailers.	13.64	15.00	13.64	15.50 15.00
Clean Domestic Greenwaste				
Light Vehicles or Single Axle 6 x 4 Trailers (loaded to approx. 1m in height) up to 200kg	7.27	8.00	7.27	8.50 8.00
Weights up to 300kg from 6 x 4 (with a cage) and loaded a height >1m, Tandem or Other Trailers.	13.64	15.00	13.64	15.50 15.00
Unsorted Mixed Waste including Recyclables (not containing Asbestos)				
Light Vehicles or Single Axle 6 x 4 Trailers (loaded to approx. 1m in height) up to 200kg	28.18	31.00	29.09	32.00
Weights up to 300kg from 6 x 4 (with a cage) and loaded a height >1m, Tandem or Other Trailers.	48.18	53.00	50.00	55.00
BUSSELTON non-residential or Weighbridge unavailable				
Clean Greenwaste				
Light Vehicles or Single Axle 6 x 4 Trailers (loaded to approx. 1m in height) up to 200kg	7.27	8.00	7.27	8.50 8.00
Weights up to 300kg from 6 x 4 (with a cage) and loaded a height >1m, Tandem or Other Trailers.	13.64	15.00	13.64	15.50 15.00
DUNSBOROUGH - Weighbridge Charges				
Same rates as Busselton apply if Weighbridge is unavailable				

Description	Adopted Fee 22/23 (exc GST)	Adopted Fee 22/23 (inc GST)	Proposed Fee 23/24 (exc GST)	Proposed Fee 23/24 (exc GST)
Note: Commercial waste is only accepted at Dunsborough. The below fees are only required should, for any reason, the weighbridge be inoperable.				
General Waste				
Commercial General Waste (Sorted and Separated, 6x4 trailer)	7.27	8.00	7.27	8.50 8.00
Commercial General Waste (Sorted and Separated, Over 6x4 trailer)	13.64	15.00	13.64	15.50 15.00
Unsorted Mixed Waste including Recyclables (not containing Asbestos)				
Light Vehicles or Single Axle 6 x 4 Trailers (loaded to approx. 1m in height) up to 200kg	28.18	31.00	29.09	32.00
Weights up to 300kg from 6 x 4 (with a cage) and loaded a height >1m, Tandem or Other Trailers.	48.18	53.00	50.00	55.00
Green Waste (clean)				
Cars, Utes, vans, station wagons, 4WD, crew cab or Single Axle 6 x 4 Trailers (loaded to approx. 1m in height) weighing up to 300kg	7.27	8.00	7.27	8.50 8.00
Other Trailers or 6 x 4 (with a cage) and loaded a height >1m	13.64	15.00	13.64	15.50 15.00
Bricks and Concrete (uncontaminated) - Dunsborough only				
Commercial waste transported by car, utility, van or trailer (6 x 4)	5.45	6.00	5.91	6.50 6.00
All commercial trailers exceeding 6 x 4	13.64	15.00	14.09	15.50 15.00

Statutory Environment

As part of the annual budget development process, a local government must have regard for numerous requirements under the Act and associated Regulations. These include, but are not limited to, the following provisions:

- Adoption of Annual Budget

Section 6.2 of the Act and Part 3 of the Local Government (Financial Management) Regulations detail the form and manner in which an annual budget is to be presented to the Council for formal consideration.

- Reserve Accounts

Section 6.11 of the Act provides guidance in respect of reserve accounts and also outlines the processes required should a local government determine to amend the purpose of a reserve.

- **Power to Borrow**
Sections 6.20 and 6.21 of the Act refer to a local government's power to borrow and the administrative requirements associated therewith.
- **Notice of Imposing Differential Rates**
Section 6.36 of the Act details the requirement for a local government to give local public notice of its intention to impose differential rates in the dollar and associated minimum payments in any year. The local public notice is to provide details of each differential rate in the dollar and associated minimum payment and must also invite public submissions to the proposal, for a period of not less than 21 days.
- **Limit on revenue and income from general rates**
Section 6.34 prescribes the limits on which Council can yield in relation to its annual rates income. The Draft Budget falls within the threshold.
- **Adoption of Fees and Charges**
Sections 6.16 – 6.19 of the Act refer to the imposition, setting the level of, and associated administrative matters pertaining to fees and charges. The requirement to review fees and charges on an annual basis is detailed within Regulation 5 of the Local Government (Financial Management) Regulations. The Fees and Charges were adopted by Council in April 2023 and advertised to enable them to apply from 1 July 2023.

Relevant Plans and Policies

The Budget has been guided by the SCP and CBP, along with associated informing plans (LTFP, Workforce Plan and Asset Management Plans). This is in addition to the range of other plans and policies which underpin specific components of the overall annual budget.

Financial Implications

The budget adopted by the Council will determine the financial operations of the City of Busselton for the 2023/2024 financial year.

External Stakeholder Consultation

In its development, the Budget has been the subject of specific workshops convened with Council.

Risk Assessment

The Budget has been informed by the SCP, and more particularly the underpinning CBP, LTFP, Workforce Plan and Asset Management Plans. The integration with these plans assists to address the risks associated with the adoption of the Budget, mainly that the City has the financial capacity to deliver the programs, projects and ongoing services as identified in the budget papers without causing any detriment in its financial base, and that the programs, projects and services align to the strategic goals and objectives set by Council.

Options

As an alternative to the proposed recommendation the Council could determine to amend the Budget as presented for adoption. The Council may also determine to amend the recommended variance reporting threshold in respect of the statutory Statement of Financial Activity Statement reporting.

CONCLUSION

The Budget has been drafted with a long term view of the needs of the City and its residents in mind. As illustrated in this report, the Budget includes a significant level of capital projects which will be of benefit to the City's ratepayers and achieve the aspirations of the community, as reflected in the Council's SCP. It is therefore recommended that the Council adopts the Budget as presented.

TIMELINE FOR IMPLEMENTATION OF OFFICER RECOMMENDATION


The Budget will become effective immediately consequent to adoption by the Council.



2023-2024

City of Busselton Annual Budget





2023/24 ANNUAL BUDGET

EXECUTIVE SUMMARY

The 2023/24 annual budget is presented herewith for formal consideration by the Council.

The budget is informed by the vision and aspirations as set out in Council's Strategic Community Plan 2021-2031. With over \$160m of operational and capital expenditure, the budget provides for the continuation of quality services to the community and the advancement of many projects and initiatives important to our natural environment, lifestyle and the creation of opportunities across the City.

Its development has been guided by Council through workshops with a focus on ensuring an economically responsible budget while meeting the needs of a growing population. The annual budget not only considers short term financial obligations but recognises and makes provision for longer term financial commitments reflected in the Council's overarching strategic planning documents including its corporate business planning, long term financial plan, asset management plans and its workforce plan.

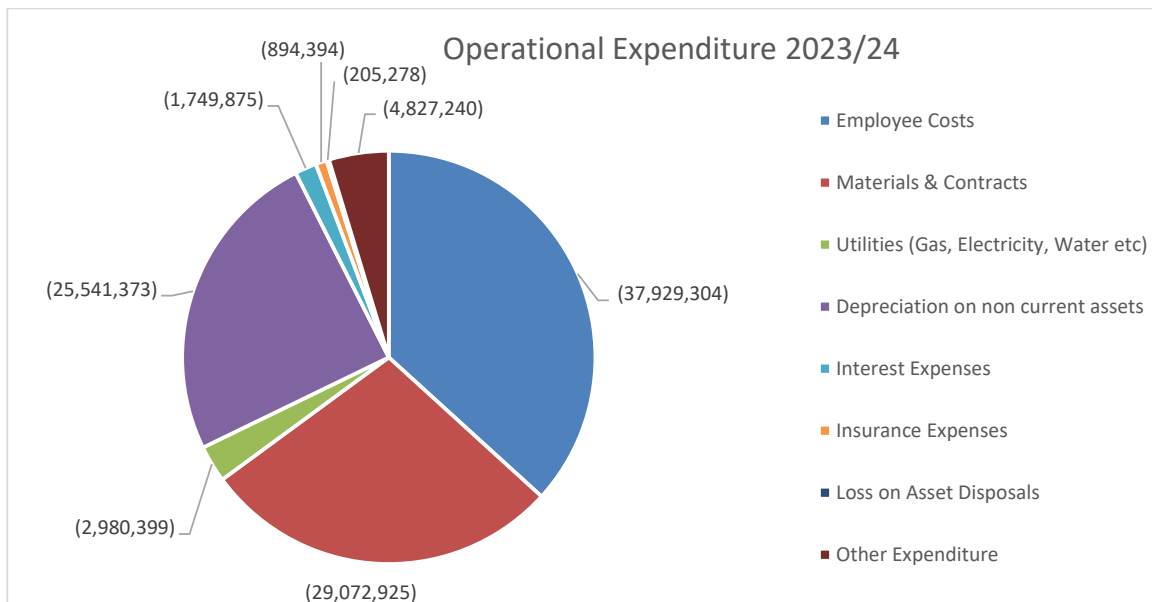
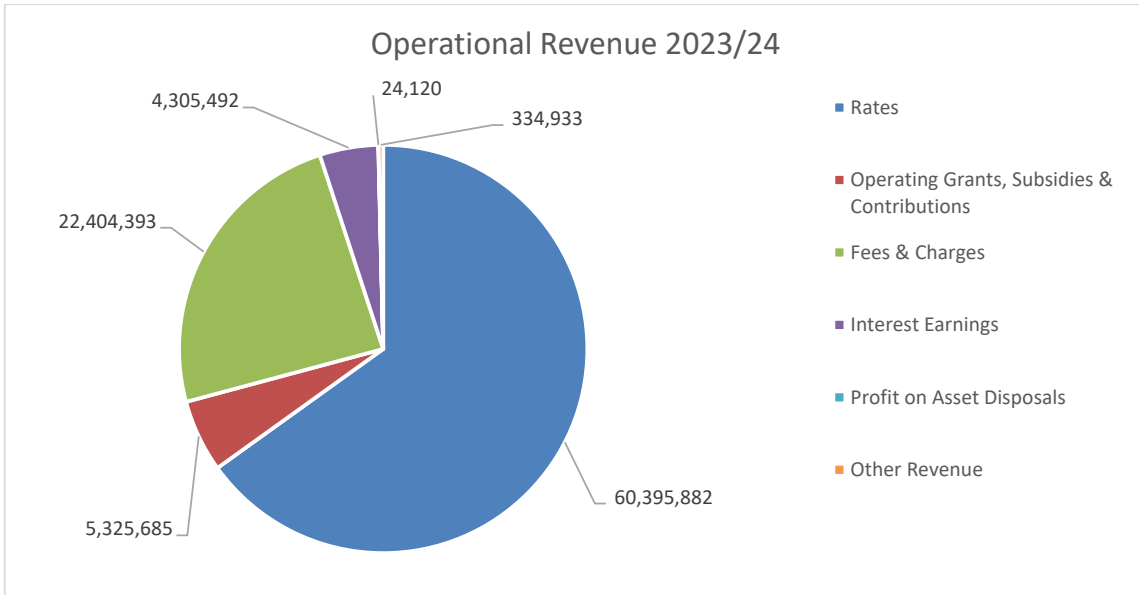
The budget maintains our commitment to the delivery of improved infrastructure, and continued investment in planning for the future priorities and desires of residents, while also continuing to provide a solid platform by which the City's future financial sustainability can be further built upon.




2023/24 ANNUAL BUDGET

Operations

The following provides a high level overview of operational Revenue and Expenditure included in the 2023/2024 Budget:



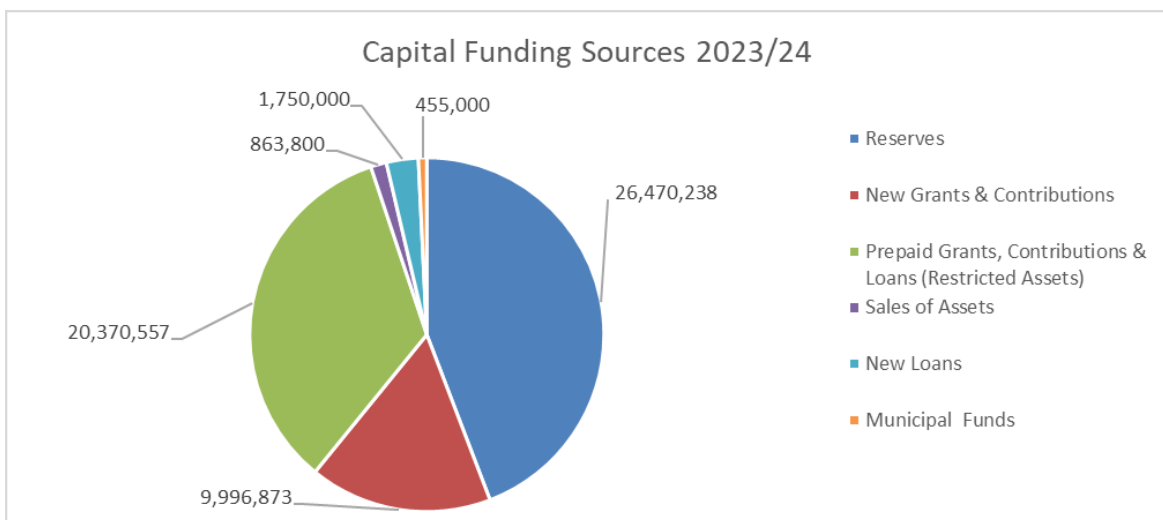
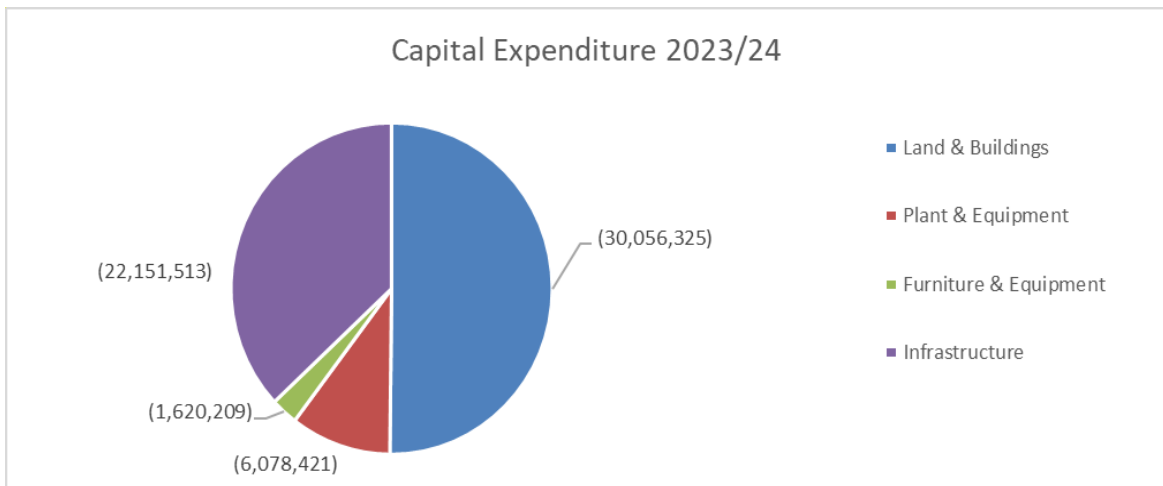


2023/24 ANNUAL BUDGET


Capital Acquisitions and Construction

In addition to budgeted operating expenditure of \$103.2M, a further \$59.9M has been earmarked for capital activities in 2023/24. This is summarised by asset class as follows:

• Infrastructure	\$22.2M
• Land and Buildings	\$30.0M
• Plant and Equipment	\$6.1M
• Furniture and Office Equipment	\$1.6M
TOTAL	\$59.9M



A detailed listing of the capital acquisitions and construction projects is provided within the budget document.



2023/24 ANNUAL BUDGET

Borrowings

The 2023/24 annual budget includes \$2M in proposed new borrowing, for the following purposes:

⇒ Community Groups Self Supporting Loans (\$250K)

\$250k has been included in the budget for provision of loan funding to other community groups, enabling them to borrow funds at lower interest rates through support of the City. Liability for the repayment of the loans remains with the community group. These loans are considered on request.

⇒ Strategic Land Purchases (\$1.75M)

Strategic land purchases will be partly funded by loan borrowings.

Rating

The Council has an endorsed LTFP 2022 - 2032. The LTFP details the City's financial position over the next ten years and incorporates the financial implications of the City's Asset Management Plans, Corporate Business plan and other plans as they impact the LTFP.


The budget is underpinned by a rate increase of 3.9%, well below inflation. A rate increase of 3.5% was proposed for year 2 of the LTFP (2023/24), however, due to significant, unprecedented and unpredictable changes to the prevailing global economic environment, this was increased slightly to 3.9% in order to assist with balancing the budget. This also contributes to the City's ability to effectively maintain its existing facilities and infrastructure in light of cost increases, as well as uphold current service levels.

The budget predicts an amount of \$60.4M will be raised via rates.

The budget maintains the differential rating categories. These are established in accordance with section 6.33 of the Local Government Act 1995.

Revaluations

The standard annual revaluation of Unimproved Valuations (UV) has been completed by Landgate Valuation Services (LVS) and will be effective from the 1st July 2023. There are no significant UV valuation changes evident.



2023/24 ANNUAL BUDGET

Both Unimproved and Gross Rental Valuations determine the distribution of total rate burden between Ratepayers. Whilst Council can control the total amount of rates to be collected, it is unable to determine what an individual property valuation will be and therefore what rate amount it will contribute.

Where a properties UV or GRV valuation has increased then the overall rate may increase above the proposed 3.9% increase. Conversely where a properties UV or GRV valuation has decreased then the overall rate increase will usually be less.

Further valuation information can be obtained www.landgate.wa.gov.au/valuations

Waste Charges

Increase in waste charges have been kept to a minimal amount. Below are details of this increase:

Charge Type	2022/2023	2023/2024	Increment
Refuse Removal Commercial	\$176.50	\$183.40	\$6.90
Refuse Removal Domestic	\$176.50	\$183.40	\$6.90
Recycling Fees - Domestic	\$86.00	\$89.40	\$3.40
Recycling Fees - Commercial	\$86.00	\$89.40	\$3.40

Waste Avoidance and Resource Recovery Act Charges (WARR Act)

There has been an increase in the WARR Act charge from \$75 to \$87.50.

This has been applied to ensure the fees adequately cover the requirements to manage and remediate landfill sites.

The above provides only a snapshot of the Council's 2023/24 annual budget, which is considered to represent excellent value for the ratepayers of the district; and as such, is recommended for approval.

Tony Nottle
Chief Executive Officer



ANNUAL BUDGET

FOR THE YEAR ENDED

30 JUNE 2024

City of Busselton

Annual Budget

For the Year Ended 30th June 2024

This page has been left blank intentionally

City of Busselton

Annual Budget

For the Year Ended 30th June 2024

Local Government Act 1995

Table of Contents

Statement of Comprehensive Income by Nature or Type	4
Statement of Financial Position	5
Statement of Changes in Equity	6
Statement of Cash Flows	7
Statement of Financial Activity	8
Index to Notes to the Budget	9

Community Vision

Where environment, lifestyle and opportunity meet.

City of Busselton

Annual Budget

For the Year Ended 30th June 2024

Statement of Comprehensive Income by Nature or Type

	Note	2023/24 Budget \$	2022/23 Actual \$	2022/23 Budget \$
Revenue				
Rates	2	60,395,882	57,470,528	57,741,408
Operating Grants, Subsidies and Contributions	11	5,325,685	7,443,435	3,432,638
Fees and Charges	18	22,404,393	22,417,681	19,894,021
Interest Revenue	12	4,305,492	4,374,036	2,019,250
Other Revenue		334,932	609,997	351,906
		92,766,384	92,315,677	83,439,223
Expenses				
Employee Costs		(37,929,304)	(35,509,581)	(36,307,918)
Materials and Contracts		(29,072,925)	(22,616,412)	(22,164,077)
Utility Charges		(2,980,399)	(2,855,031)	(2,876,680)
Depreciation	6	(25,541,373)	(26,623,193)	(27,439,900)
Finance Costs	12	(1,749,875)	(1,724,165)	(1,722,673)
Insurance		(894,395)	(869,528)	(652,369)
Other Expenditure		(4,827,239)	(4,210,741)	(5,544,622)
		(102,995,510)	(94,408,651)	(96,708,239)
		(10,229,126)	(2,092,974)	(13,269,016)
Capital Grants, Subsidies and Contributions	11	19,649,075	24,023,259	31,102,583
Profit on Asset Disposals	5	24,120	200,266	23,632
Loss on Asset Disposals	5	(205,278)	(65,445)	(45,550)
Fair Value Adjustments to Financial Assets at Fair Value Through Profit or Loss		0	6,450	
		19,467,917	24,164,530	31,080,665
Net Result for the Period		9,238,791	22,071,556	17,811,649
Other Comprehensive Income				
Items that will not be reclassified subsequently to profit or loss		0	0	0
Total Other Comprehensive Income for the Period		0	0	0
Total Comprehensive Income for the Period		9,238,791	22,071,556	17,811,649

This statement is to be read in conjunction with the accompanying notes.

City of Busselton

Annual Budget

For the Year Ended 30th June 2024

Statement of Financial Position

	Note	2023/24 Budget \$	2022/23 Actual \$	2022/23 Budget \$
Current Assets				
Cash and Cash Equivalents	4	4,974,631	21,032,276	11,798,737
Trade and Other Receivables		2,523,747	2,734,377	2,900,000
Other Financial Assets		74,700,000	94,682,579	62,189,475
Inventories		1,200,000	1,272,715	900,000
Finance Lease Receivables		490,000	480,935	300,000
Other Assets		483,907	483,907	350,000
Non-Current Assets Held for Resale		0	0	0
TOTAL CURRENT ASSETS		84,372,285	120,686,789	78,438,212
Non-Current Assets				
Trade and Other Receivables		678,401	678,794	557,434
Other Financial Assets		1,471,525	1,431,938	1,645,469
Property, Plant and Equipment	5	239,725,434	207,988,256	233,964,486
Infrastructure	5	662,583,414	651,595,672	657,053,620
Finance Lease Receivables		7,491,890	7,500,954	7,616,892
Right of Use Assets		0	104,784	104,785
TOTAL NON-CURRENT ASSETS		911,950,664	869,300,398	900,942,686
TOTAL ASSETS		996,322,949	989,987,187	979,380,898
Current Liabilities				
Trade and Other Payables		7,857,681	7,857,681	7,593,125
Contract Liabilities		990,000	1,600,000	2,000,000
Grant Liabilities		1,800,000	1,800,000	800,000
Lease Liabilities		4,871	119,522	114,652
Borrowings	7	4,680,000	4,620,953	4,500,000
Employee Relate Provisions		5,885,190	5,885,190	5,884,972
Other Provisions		0	0	0
TOTAL CURRENT LIABILITIES		21,217,742	21,883,346	20,892,749
Non-Current Liabilities				
Sundry Payable		0	0	0
Contract Liabilities		9,431,763	8,871,440	7,696,319
Grant Liabilities		6,045,559	6,045,559	6,219,726
Lease Liabilities		70,746	70,746	76,676
Borrowings	7	40,823,455	43,621,203	43,907,608
Employee Related Provisions		577,890	577,890	647,894
TOTAL NON-CURRENT LIABILITIES		56,949,413	59,186,838	58,548,223
TOTAL LIABILITIES		78,167,155	81,070,184	79,440,972
NET ASSETS		918,155,794	908,917,003	899,939,926
Equity				
Retained Surplus		512,841,177	490,212,863	505,123,908
Reserves – Cash/ Financial Asset Backed	9	64,748,658	78,138,181	59,608,589
Revaluation Surplus		340,565,959	340,565,959	335,207,429
TOTAL EQUITY		918,155,794	908,917,003	899,939,926

This statement is to be read in conjunction with the accompanying notes.

City of Busselton

Annual Budget

For the Year Ended 30th June 2024

Statement of Changes in Equity

	Note	Retained Surplus \$	Reserves Cash Backed \$	Revaluation Surplus \$	Total Equity \$
Balance as at 1 July 2022		475,096,147	71,183,341	341,293,790	887,573,278
Changes in Accounting Policy		0	0	0	0
Correction of Errors		0	0	0	0
Restated Balance		475,096,147	71,183,341	341,293,790	887,573,278
<u>Comprehensive Income</u>					
Net Result		22,071,556	0	0	22,071,556
Changes on Revaluation of Non-Current Assets		0	0	(727,831)	(727,831)
Total Other Comprehensive Income		22,071,556	0	(727,831)	21,343,725
Reserve Transfers		(6,954,840)	6,954,840	0	0
Balance as at 30 June 2023		490,212,863	78,138,181	340,565,959	908,917,003
<u>Comprehensive Income</u>					
Net Result		9,238,791	0	0	9,238,791
Changes on Revaluation of Non-Current Assets		0	0	0	0
Total Other Comprehensive Income		9,238,791	0	0	9,238,791
Reserve Transfers		13,389,523	(13,389,523)	0	0
Balance as at 30 June 2024		512,841,177	64,748,658	340,565,959	918,155,794

This statement is to be read in conjunction with the accompanying notes.

City of Busselton

Annual Budget

For the Year Ended 30th June 2024

Statement of Cash Flows

Note	2023/24 Budget \$	2022/23 Actual \$	2022/23 Budget \$	
Cash Flows from Operating Activities				
Receipts				
Rates	60,231,995	56,361,582	57,424,221	
Operating Grants, Subsidies and Contributions	5,743,653	7,206,327	4,276,839	
Fees & Charges	22,832,335	22,520,022	20,193,942	
Interest Revenue	4,305,492	4,374,036	2,019,250	
Goods and Services Tax Received	6,024,435	8,008,520	5,880,943	
Other Revenue	411,821	6,852,337	728,401	
	99,549,731	105,322,824	90,523,596	
Payments				
Employee Costs	(37,909,473)	(35,560,739)	(36,308,328)	
Materials and Contracts	(29,089,713)	(21,641,038)	(22,204,847)	
Utility Charges	(2,980,399)	(2,855,031)	(2,876,680)	
Finance Costs	(1,749,875)	(1,724,165)	(1,722,673)	
Insurance	(894,395)	(869,528)	(652,369)	
Goods and Services Tax Paid	(6,500,000)	(7,865,028)	(6,500,000)	
Other Expenditure	(4,828,650)	(11,026,087)	(5,548,047)	
	(83,952,505)	(81,541,616)	(75,812,944)	
Net Cash Provided by (used in) Operating Activities	4	15,597,226	23,781,208	14,710,652
Cash Flows from Investing Activities				
Payment for Purchase of Property, Plant and Equipment	(37,756,589)	(14,815,688)	(43,819,451)	
Payment for Construction of Infrastructure	(22,151,513)	(15,252,282)	(22,645,125)	
Non-Operating Grants, Subsidies and Contributions used for the Development of Assets	10,299,398	21,065,465	25,362,583	
Proceeds from Sale of Assets	863,800	604,455	613,452	
Financial Assets at Amortised Costs – Term Deposits	20,000,000	(20,000,000)	0	
Net Cash Provided By (Used In) Investing Activities		(28,744,904)	(28,398,050)	(40,488,541)
Cash Flows from Financing Activities				
Repayment of Borrowings /Leases	7,8	(4,853,352)	(4,684,209)	(4,768,303)
Proceeds from Self Supporting Loans		193,385	177,873	189,476
Advance of Self Supporting Loan		(250,000)	0	(250,000)
Proceeds from New Borrowings	7	2,000,000	6,500,000	6,750,000
Net Cash Provided By (Used In) Financing Activities		(2,909,967)	1,993,664	1,921,173
Net Increase (Decrease) in Cash Held		(16,057,645)	(2,623,178)	(23,856,716)
Cash at Beginning of Year		21,032,276	23,655,454	35,655,453
Cash and Cash Equivalents at the End of the Year	4	4,974,631	21,032,276	11,798,737

This statement is to be read in conjunction with the accompanying notes.

City of Busselton

Annual Budget

For the Year Ended 30th June 2024

Statement of Financial Activity

	Note	2023/24 Budget \$	2022/23 Actual \$	2022/23 Budget \$
Operating Activities				
Revenue from Operating Activities				
Rates		60,395,882	57,470,528	57,741,408
Operating Grants, Subsidies and Contributions		5,325,685	7,443,435	3,432,638
Fees and Charges		22,404,393	22,417,681	19,894,021
Interest Revenue		4,305,492	4,374,036	2,019,250
Other Revenue		334,932	609,997	351,906
Profit on Asset Disposals		24,120	200,266	23,632
Fair Value Adjustment to Assets		0	6,450	0
		92,790,504	92,522,393	83,462,855
Expenditure from Operating Activities				
Employee Costs		(37,929,304)	(35,509,581)	(36,307,918)
Materials and Contracts		(29,072,925)	(22,616,412)	(22,164,077)
Utility Charges		(2,980,399)	(2,855,031)	(2,876,680)
Depreciation		(25,541,373)	(26,623,193)	(27,439,900)
Finance Costs		(1,749,875)	(1,724,165)	(1,722,673)
Insurance		(894,394)	(869,528)	(652,369)
Other Expenditure		(4,827,239)	(4,210,741)	(5,544,622)
Loss on Asset Disposals		(205,279)	(65,445)	(45,550)
		(103,200,788)	(94,474,096)	(96,753,789)
Non-cash amounts excluded from operating activities		16,372,854	23,029,025	21,721,818
Amount attributable to operating activities		5,962,570	21,077,322	8,430,884
Investing Activities				
Non-operating grants, subsidies and contributions	11	19,649,075	24,023,259	31,102,583
Purchase land held for resale	5	0	0	0
Purchase property, plant and equipment	5	(37,754,954)	(14,954,755)	(43,827,451)
Purchase and construction of infrastructure	5	(22,151,513)	(15,187,791)	(22,633,157)
Proceeds from disposal of assets	5	863,800	604,455	613,452
Proceeds from self-supporting loans	7	193,385	177,873	189,476
		(39,200,207)	(5,336,959)	(34,555,097)
Amount attributable to investing activities		(39,200,207)	(5,336,959)	(34,555,097)
Financing Activities				
Repayment of borrowings	7	(4,738,701)	(4,432,783)	(4,517,329)
Principal elements of finance lease payments	8	(114,651)	(251,426)	(250,974)
Proceeds from new borrowings	7	2,000,000	6,500,000	6,750,000
Advance to Community Groups	7	(250,000)	0	(250,000)
Transfers to cash backed reserves (restricted assets)		(39,013,917)	(68,795,118)	(24,477,257)
Transfers from cash backed reserves		73,400,316	52,851,746	48,698,258
		31,283,047	(14,127,581)	25,952,698
Amount attributable to financing activities		31,283,047	(14,127,581)	25,952,698
Surplus or deficit at the start of the financial year		1,954,590	341,808	507,353
Amount attributable to operating activities		5,962,570	21,077,322	8,430,884
Amount attributable to investing activities		(39,200,207)	(5,336,959)	(34,555,097)
Amount attributable to financing activities		31,283,047	(14,127,581)	25,952,698
Surplus or deficit at the end of the financial year		0	1,954,590	335,838

This statement is to be read in conjunction with the accompanying notes.

City of Busselton

Annual Budget

For the Year Ended 30th June 2024

Index of Notes to the Budget

Basis of Preparation	10
Rates and Service Charges	13
Net Current Assets	19
Reconciliation of Cash	23
Fixed Assets	25
Depreciation	28
Information on Borrowings	30
Lease Liabilities	32
Reserve Accounts	33
Revenue Recognition	45
Program Information	46
Other Information	49
Elected Members Remuneration	50
Major Land Transactions	52
Major Trading Undertakings	52
Interests in Joint Arrangements	52
Trust Funds	52

City of Busselton

Annual Budget

For the Year Ended 30th June 2024

1(a) **BASIS OF PREPARATION**

The annual budget has been prepared in accordance with Australian Accounting Standards (as they apply to local governments and not-for-profit entities) and interpretations of the Australian Accounting Standards Board, and the *Local Government Act 1995* and accompanying regulations.

The *Local Government Act 1995* and accompanying Regulations take precedence over Australian Accounting Standards where they are inconsistent.

The Local Government (Financial Management) Regulations 1996 specify that vested land is a right-of-use asset to be measured at cost. All right-of-use assets (other than vested improvements) under zero cost concessionary leases are measured at zero cost rather than at fair value. The exception is vested improvements on concessionary land leases such as roads, buildings or other infrastructure which continue to be reported at fair value, as opposed to the vested land which is measured at zero cost. The measurement of vested improvements at fair value is a departure from AASB 16 which would have required the City to measure any vested improvements at zero cost.

Accounting policies which have been adopted in the preparation of this annual budget have been consistently applied unless stated otherwise. Except for cash flow and rate setting information, the budget has been prepared on the accrual basis and is based on historical costs, modified, where applicable, by the measurement at fair value of selected non-current assets, financial assets and liabilities.

Financial reporting disclosures in relation to assets and liabilities required by the Australian Accounting Standards have not been made unless considered important for the understanding of the budget or required by legislation.

The local government reporting entity

All funds through which the City of Busselton controls resources to carry on its functions have been included in the financial statements forming part of this annual budget.

In the process of reporting on the local government as a single unit, all transactions and balances between those Funds (for example, loans and transfers between Funds) have been eliminated.

All monies held in the Trust Fund are excluded from the financial statements. A separate statement of those monies appears at Note 17 to the annual budget.

2022/23 actual balances

Balances shown in this budget as 2022/23 Actual are estimates as forecast at the time of preparation of the annual budget and are subject to final adjustments.

Budget comparative figures

Unless otherwise stated, the budget comparative figures shown in the budget relate to the original budget estimate for the relevant item of disclosure.

Comparative figures

Where required, comparative figures have been adjusted to conform to changes in presentation for the current financial year.

Initial application of accounting standards

During the budget year, the below revised Australian Accounting Standards and Interpretations are expected to be compiled, become mandatory and be applicable to its operations.

- AASB 2021-2 Amendments to Australian Accounting Standards
 - Disclosure of Accounting Policies or Definition of Accounting Estimates
- AASB 2021-6 Amendments to Australian Accounting Standards
 - Disclosure of Accounting Policies: Tier 2 and Other Australian Accounting Standards
- AASB 2022-7 Editorial Corrections to Australian Accounting Standards and Repeal of Superseded and Redundant Standards

It is not expected these standards will have an impact on the annual budget.

New accounting standards for application in future years

The following new accounting standards will have application to local government in future years:

- AASB 2014-10 Amendments to Australian Accounting Standards
 - Sale or Contribution of Assets between an Investor and its Associate or Joint Venture
- AASB 2020-1 Amendments to Australian Accounting Standards
 - Classification of Liabilities as Current or Non-current
- AASB 2021-7c Amendments to Australian Accounting Standards
 - Effective Date of Amendments to AASB 10 and AASB 128 and Editorial Corrections [deferred AASB 10 and AASB 128 amendments in AASB 2014-10 apply]
- AASB 2022-5 Amendments to Australian Accounting Standards
 - Lease Liability in a Sale and Leaseback
- AASB 2022-6 Amendments to Australian Accounting Standards
 - Non-current Liabilities with Covenants
- AASB 2022-10 Amendments to Australian Accounting Standards
 - Fair Value Measurement of Non-Financial Assets of Not-for-Profit Public Sector Entities

It is not expected these standards will have an impact on the annual budget.

City of Busselton

Annual Budget

For the Year Ended 30th June 2024

1(a) BASIS OF PREPARATION (CONTINUED)

Judgements, estimates and assumptions

The preparation of the annual budget in conformity with Australian Accounting Standards requires management to make judgements, estimates and assumptions that effect the application of policies and reported amounts of assets and liabilities, income and expenses.

The estimates and associated assumptions are based on historical experience and various other factors that are believed to be reasonable under the circumstances; the results of which form the basis of making the judgements about carrying values of assets and liabilities that are not readily apparent from other sources. Actual results may differ from these estimates.

Judgements, estimates and assumptions (Continued)

The balances, transactions and disclosures impacted by accounting estimates are as follows:

- estimated fair value of certain financial assets
- estimation of fair values of land and buildings and investment property
- impairment of financial assets
- estimation uncertainties and judgements made in relation to lease accounting
- estimated useful life of assets

Rounding off figures

All figures shown in this statement are rounded to the nearest dollar.

City of Busselton

Annual Budget

For the Year Ended 30th June 2024

1(b) KEY TERMS AND DEFINITIONS - NATURE OR TYPE

REVENUES

RATES

All rates levied under the Local Government Act 1995. Includes general, differential, specified area rates, minimum rates, interim rates, back rates, ex-gratia rates, less discounts offered. Exclude administration fees, interest on instalments, and interest on arrears, service charges and sewerage rates.

OPERATING GRANTS, SUBSIDIES AND CONTRIBUTIONS

All amounts received as grants, subsidies and contributions that are not capital grants.

CAPITAL GRANTS, SUBSIDIES AND CONTRIBUTIONS

Amounts received specifically for the acquisition, construction of new or the upgrading of non-current assets paid to a local government, irrespective of whether these amounts are received as capital grants, subsidies, contributions or donations.

REVENUE FROM CONTRACTS WITH CUSTOMERS

Revenue from contracts with customers is recognised when the local government satisfies its performance obligations under the contract.

FEES AND CHARGES

Revenues (other than service charges) from the use of facilities and charges made for local government services, sewerage rates, rentals, hire charges, fee for service, photocopying charges, licences, sale of goods or information, fines, penalties and administration fees. Local governments may wish to disclose more detail such as rubbish collection fees, rental of property, fines and penalties, other fees and charges.

SERVICE CHARGES

Service charges imposed under Division 6 of Part 6 of the Local Government Act 1995. Regulation 54 of the Local Government (Financial Management) Regulations 1996 identifies the charges which can be raised. These are television and radio broadcasting, underground electricity and neighbourhood surveillance services and water.

INTEREST EARNINGS

Interest and other items of a similar nature received from bank and investment accounts, interest on rate instalments, interest on rate arrears and interest on debtors.

OTHER REVENUE / INCOME

Other revenue, which cannot be classified under the above headings, includes dividends, discounts, rebates etc.

PROFIT ON ASSET DISPOSAL

Gain on the disposal of assets including gains on the disposal of long-term investments.

EXPENSES

EMPLOYEE COSTS

All costs associated with the employment of person such as salaries, wages, allowances, benefits such as vehicle and housing, superannuation, employment expenses, removal expenses, relocation expenses, worker's compensation insurance, training costs, conferences, safety expenses, medical examinations, fringe benefit tax, etc.

MATERIALS AND CONTRACTS

All expenditures on materials, supplies and contracts not classified under other headings. These include supply of goods and materials, legal expenses, consultancy, maintenance agreements, communication expenses (such as telephone and internet charges), advertising expenses, membership, periodicals, publications, hire expenses, rental, leases, postage and freight etc.

UTILITIES (GAS, ELECTRICITY, WATER)

Expenditures made to the respective agencies for the provision of power, gas or water. Excluded expenditure incurred for the reinstatement of roadwork on behalf of these agencies.

INSURANCE

All insurance other than worker's compensation and health benefit insurance included as a cost of employment.

LOSS ON ASSET DISPOSAL

Loss on the disposal of fixed assets.

DEPRECIATION ON NON-CURRENT ASSETS

Depreciation and amortisation expenses raised on all classes of assets.

FINANCE COSTS

Interest and other costs of finance paid, including costs of finance for loan debentures, overdraft accommodation and refinancing expenses.

OTHER EXPENDITURE

Statutory fees, taxes, provision for bad debts, member's fees or levies including DFES levy and State taxes. Donations and subsidies made to community groups.

City of Busselton

Budget

For the Year Ended 30th June 2024

Notes to and Forming Part of the Budget

2. Rates and Service Charges

(a) Rating Information – 2023/24 Financial Year

Rate Type	Rate in \$	Number of Properties	Rateable Value \$	2023/24 Budgeted Rate Revenue \$	2023/24 Budgeted Interim Rates \$	2023/24 Budgeted Total Revenue \$	2022/23 Actual Total Revenue \$	2022/23 Budget Total Revenue \$
Differential General Rate								
GRV–Residential	0.085327	14,681	343,305,656	29,293,186	0	29,293,186	27,757,020	27,757,020
GRV- Residential Holiday Homes	0.094813	805	20,193,420	1,937,110	0	1,937,110	1,783,530	1,783,530
GRV–Industrial	0.119475	459	23,228,557	2,775,230	0	2,775,230	2,641,123	2,641,123
GRV–Commercial	0.112218	1,271	81,062,551	9,096,670	0	9,096,670	8,722,538	8,722,538
GRV–Residential Vacant	0.085327	224	7,986,673	681,478	0	681,478	636,764	636,764
GRV–Industrial Vacant	0.119475	45	1,128,000	134,768	0	134,768	132,757	132,757
GRV–Commercial Vacant	0.112218	50	2,558,352	287,093	0	287,093	314,608	314,608
UV-Holiday Home	0.003289	127	85,943,000	282,666	0	282,666	237,207	237,207
UV-Primary Production	0.003517	720	786,553,000	2,766,304	0	2,766,304	2,719,853	2,719,853
UV-Rural	0.003327	1,478	1,074,056,000	3,573,378	0	3,573,378	3,340,143	3,340,143
UV-Commercial	0.006368	155	133,300,000	848,854	0	848,854	818,588	818,588
Interim Rates		0	0	0	502,900	502,900	476,476	743,689
Sub-Totals		20,015	2,559,315,209	51,676,737	502,900	52,179,637	49,580,607	49,847,820
Minimum \$								
Minimum Differential General Rate								
GRV–Residential	1,517	1,432	23,798,810	2,172,344	0	2,172,344	2,096,560	2,096,560
GRV- Residential Holiday Homes	1,576	29	462,020	45,704	0	45,704	45,510	45,510
GRV–Industrial	1,517	19	198,132	28,823	0	28,823	27,740	27,740
GRV–Commercial	1,517	634	5,561,069	961,778	0	961,778	934,400	934,400
GRV–Residential Vacant	1,517	1,231	9,608,826	1,867,427	0	1,867,427	1,734,480	1,734,480
GRV–Industrial Vacant	1,517	0	0	0	0	0	0	0
GRV–Commercial Vacant	1,517	52	350,940	78,884	0	78,884	78,840	78,840
UV-Holiday Home	1,822	44	21,353,000	80,168	0	80,168	110,502	110,502
UV-Primary Production	1,517	270	85,243,000	409,590	0	409,590	375,220	375,220
UV-Rural	1,656	1,003	311,700,700	1,660,968	0	1,660,968	1,601,970	1,601,970
UV-Commercial	1,517	89	6,029,044	135,013	0	135,013	131,400	131,400
Sub-Totals		4,803	464,305,541	7,440,699	0	7,440,699	7,136,622	7,136,622
Back Rates / Prior Period Adjustments						120,000	119,175	127,140
Total Amount Raised from General Rates						59,740,336	56,836,404	57,111,582
Specified Area Rate						655,546	634,123	629,826
Total Rates						60,395,882	57,470,527	57,741,408

City of Busselton

Budget

For the Year Ended 30th June 2024

Notes to and Forming Part of the Budget

2. Rates and Service Charges (Continued)

(a) Rating Information – 2023/24 Financial Year (Continued)

The general rates detailed above for the 2023/24 financial year have been determined by Council on the basis of raising the revenue required to meet the deficiency between the total estimated expenditure proposed in the budget and the estimated revenue to be received from all sources other than rates and also considering the extent of any increase in rating over the level adopted in the previous year. The minimum rates have been determined by Council on the basis that all ratepayers must make a reasonable contribution to the cost of the Local Government services / facilities.

(b) Interest Charges and Instalments

An interest rate of 7% will be charged on all rate payments which are late. It is estimated this will generate income of \$155,000.

Five separate payment option plans will be made available to all ratepayers for the payment of their rates.

Instalment options	Date due	Instalment plan admin charge \$	Instalment plan interest rates %	Unpaid rates interest rates %
<u>OPTION ONE</u>				
Single full payment	15/09/2023	0	0.0%	7.0%
<u>OPTION TWO</u>				
(Four equal or near equal instalments)				
First instalment	15/09/2023	0.00	5.5%	7.0%
Second instalment	15/11/2023	6.50	5.5%	7.0%
Third instalment	15/01/2024	6.50	5.5%	7.0%
Fourth instalment	15/03/2024	6.50	5.5%	7.0%
<u>OPTION THREE</u>				
40 equal or near equal weekly instalments	First payment date	32.50	5.5%	7.0%
	15/09/2023			
<u>OPTION FOUR</u>				
20 equal or near equal fortnightly instalments	First payment date	27.20	5.5%	7.0%
	15/09/2023			
<u>OPTION FIVE</u>				
10 equal or near equal monthly instalments	First payment date	21.90	5.5%	7.0%
	15/09/2023			

The total revenue from the imposition of the interest and administration charge referred to above is estimated at:-

	2023/24 Budget \$	2022/23 Actual \$	2022/23 Budget \$
Administration Fee	120,000	119,489	122,966
Late Payment Interest	155,000	159,144	150,000
Instalment Plan Interest	300,000	304,400	259,250
	575,000	583,033	532,216

City of Busselton

Budget

For the Year Ended 30th June 2024

Notes to and Forming Part of the Budget

2. Rates and Service Charges (Continued)

(c) Objectives and Reasons for Differential Rating

The overall object of the City’s differential rates is to raise rate revenue in a manner that is simple, efficient and equitable to all ratepayers within the district. The objects and reasons for each differential rating category are as follows:

Differential Rates – Gross Rental Valuations (GRV)

Description	Characteristics	Objects	Reasons
Residential (Improved/ Vacant)	Rateable land zoned or used or held for Residential purposes.	The object of this category is to apply a differential general rate or minimum payment to land used or held or zoned for residential purposes. And to act as the City’s benchmark differential rate and minimum payment by which all other GRV rated properties are assessed.	The reason for this rate is to ensure that all ratepayers make a reasonable contribution towards the ongoing maintenance and provision of works, services and facilities throughout the City.
GRV Holiday Home	Rateable land used or held for Holiday Home purposes.	The object of this category is to apply a differential rate or minimum payment to land with a Gross Rental Value that is wholly or partly used or held or zoned for Holiday Home purposes.	The reason for this rate, which is over and above that for ordinary Residential mentioned above, is in order to assist with the funding of Tourism, Marketing, Events and Economic Development related projects throughout the district.
Commercial (Improved/ Vacant)	Rateable land zoned or used or held for Commercial purposes	The object of this category is to apply a differential rate or minimum payment to land wholly or partly used or held or zoned for Commercial purposes.	The reason for this rate is in order to assist with the funding of Tourism, Marketing, Events and Economic Development related projects throughout the district.
Industrial (Improved/ Vacant)	Rateable land zoned or used or held for Industrial purposes.	The object of this category is to apply a differential rate or minimum payment to land wholly or partly used or held or zoned for Industrial purposes.	The reason for this rate is in order to assist with the funding of Tourism, Marketing, Events and Economic Development related projects throughout the district.

City of Busselton

Budget

For the Year Ended 30th June 2024

Notes to and Forming Part of the Budget

2. Rates and Service Charges (Continued)

(d) Differential Rates – Unimproved Valuations (UV)

Description	Characteristics	Objects	Reasons
Primary Production	Rateable land zoned or used or held for Primary Production purposes.	The object of this category is to apply a differential general rate or minimum payment to land used or held or zoned for bona-fide farming and is to act as the City's benchmark differential rate by which all other UV rated properties are assessed.	The reason for this rate is to ensure that all ratepayers make a reasonable contribution towards the ongoing maintenance and provision of works, services and facilities throughout the City.
UV Rural	Rateable land zoned or used or held for Rural purposes.	The object of this category is to apply a differential rate or minimum payment to land used or held or zoned for non-primary production or non-commercial purposes.	The reason for this rate is to acknowledge that the majority of properties in this category are typically of a rural residential nature and that the level of rating should be more reflective of such use.
UV Holiday Home	Rateable land zoned for Holiday Home purposes	The object of this category is to apply a differential rate or minimum payment to land with an Unimproved Value that is wholly or partly used or held or zoned for Holiday Home purposes.	The reason for this rate is in order to assist with the funding of Tourism, Marketing, Events and Economic Development related projects throughout the district.
UV Commercial	Rateable land zoned or used or held for Commercial.	The object of this category is to apply a differential rate or minimum payment to land with an Unimproved Value that is wholly or partly used or held or zoned for commercial purposes.	The reason for this rate is in order to assist with the funding of Tourism, Marketing, Events and Economic Development related projects throughout the district, and to achieve a fair and equitable level of rating between commercial properties within both the UV and GRV differential rating categories.

Differential Minimum Payment

General Minimum Rate \$1,517, GRV Holiday Homes \$1,576, UV Rural Minimum \$1,656 and UV Holiday Homes \$1,822.

(e) Variation to Adopted Differential Rates to Local Public Notice

The following rates and minimum payments were previously set out in the local public notice giving notice of the intention to charge differential rates.

City of Busselton

Budget

For the Year Ended 30th June 2024

Notes to and Forming Part of the Budget

2. Rates and Service Charges (Continued)

Differential general rate or general rate	Proposed Rate in \$	Adopted Rate in \$	Reason for the Difference
Residential	0.085327	0.085327	No Change
Residential - Vacant Land	0.085327	0.085327	No Change
GRV Holiday Home	0.094813	0.094813	No Change
Industrial	0.119475	0.119475	No Change
Industrial - Vacant Land	0.119475	0.119475	No Change
Commercial	0.112218	0.112218	No Change
Commercial - Vacant Land	0.112218	0.112218	No Change
Primary Production	0.003517	0.003517	No Change
UV Rural	0.003327	0.003327	No Change
UV Commercial	0.006368	0.006368	No Change
UV Holiday Home	0.003289	0.003289	No Change

Minimum Payments	Proposed Minimum \$	Adopted Minimum \$	Reason for the Difference
Residential	1,517	1,517	No Change
Residential - Vacant Land	1,517	1,517	No Change
GRV Holiday Home	1,576	1,576	No Change
Industrial	1,517	1,517	No Change
Industrial - Vacant Land	1,517	1,517	No Change
Commercial	1,517	1,517	No Change
Commercial - Vacant Land	1,517	1,517	No Change
Primary Production	1,517	1,517	No Change
UV Rural	1,656	1,656	No Change
UV Commercial	1,517	1,517	No Change
UV Holiday Home	1,822	1,822	No Change

(f) Specified Area Rates

	Rate in \$	Basis of Rate	Rateable Value	2023/24 Budgeted Revenue \$	2023/24 Interim Revenue \$	2023/24 Total Budget Revenue \$	2022/23 Actual \$	2022/23 Budget \$
Port Geographe	0.013964	GRV	17,734,962	247,652	0	247,652	240,139	237,645
Provence (GRV)	0.012739	GRV	16,093,990	205,021	0	205,021	197,996	197,603
Provence (UV)	0.000135	UV	6,036,000	815	0	815	815	793
Vasse	0.015803	GRV	12,786,080	202,058	0	202,058	195,173	193,785
				655,546	0	655,546	634,123	629,826

Port Geographe	To all properties within the area known as Port Geographe, in order to meet the obligations of the City under the Port Geographe Management Deed. The rate is applied to all properties within the area of former Town Planning Scheme No. 19 based upon a property's Gross Rental Value.
Provence (GRV)	To all properties within the area known as the Provence Subdivision (Busselton Airport North), in order to hold funds for the maintenance of the approved higher standard of landscaping within the Provence subdivision in accordance with Council resolution C0806/172.
Provence (UV)	To all properties within the area known as the Provence Subdivision (Busselton Airport North), in order to hold funds for the maintenance of the approved higher standard of landscaping within the Provence subdivision in accordance with Council resolution C0806/172.
Vasse	To all properties within the area known as the Vasse (Birchfields) Subdivision, in order to hold funds for the maintenance of the approved higher standard of landscaping within the Vasse (Birchfields) subdivision in accordance with Council resolution C0806/173.

City of Busselton

Budget

For the Year Ended 30th June 2024

Notes to and Forming Part of the Budget

2. Rates And Service Charges (Continued)

(g) Service Charges

Amount of Charge \$	Budget Applied to Cost \$	2022/23 Actual Revenue \$	2022/23 Budget Revenue \$
0	0	0	0
	0	0	0

(h) Back Rates / Prior Period Adjustments

	2023/24 Budget \$	2022/23 Actual \$	2022/23 Budget \$
Rates :-			
Other	120,000	119,175	127,140
Write-Off's	0	0	0
	120,000	119,175	127,140

(i) Rate Concessions/ Exemptions

Rate Concessions

Local Government Boundary Adjustment

Properties that are divided by local government boundaries are provided concessional treatment to counteract the effects of any minimum payment being potentially applied twice, or rated where the value would raise more than the minimum. 16.42

Non Rated Entities

This group includes leased properties that do not have rating liability clauses and properties occupied by organisations and associations that provide community services that have not been rated. 217,267.71

Rate Exemptions

Education – S6.26 (f)

This group are properties that are used as non-government schools. 304,677.94

Religious – S6.26 (d)

This group are properties that are used or held for religious purposes. 91,248.70

Exempt – S6.26 (g)

This group are properties that are used for charitable purposes. 354,526.54

Total Estimated Rates Concessions and Exemptions

967,737.31

Note: for more detail please see section titled “Memorandum of Imposing Rates and Charges”.

City of Busselton

Budget

For the Year Ended 30th June 2024

Notes to and Forming Part of the Budget

3. Net Current Assets	Note	2023/24 Budget \$	2022/23 Actual \$	2022/23 Budget \$
(a) Composition of Estimated Net Current Asset Position				
Current Assets				
Cash and cash equivalents – unrestricted		41,900	1,713,146	59,525
Cash and cash equivalents – restricted		4,932,731	19,319,130	11,739,212
Financial Assets – unrestricted		0	0	0
Financial Assets – restricted		74,500,000	94,500,000	62,000,000
Receivables		2,523,748	2,734,377	2,900,000
Inventory		1,200,000	1,272,715	900,000
		83,198,379	119,539,368	77,598,737
Less : Current Liabilities				
Bank Overdraft		0	0	0
Trade and other payables		(3,765,648)	(3,765,648)	(3,523,687)
Contract/ Grant liabilities		(2,790,000)	(3,400,000)	(2,800,000)
Deposits & Bonds		(4,092,033)	(4,092,033)	(4,069,438)
		(10,647,681)	(11,257,681)	(10,393,125)
Net current assets		72,550,698	108,281,687	67,205,612
Add : Current Liabilities Cash Backed		6,882,033	7,492,033	6,869,438
Less : Cash - Restricted		(79,432,731)	(113,819,130)	(73,739,212)
Net current assets used in the Rate Setting Statement		0	1,954,590	335,838

The estimated surplus/ (deficiency) C/Fwd. in the 2022/23 actual column represents the forecast surplus (deficit) brought forward as at 1 July 2023

The estimated surplus/ (deficiency) C/Fwd. in the 2023/24 budget column represents the surplus (deficit) carried forward as at 30 June 2024.

City of Busselton

Budget

For the Year Ended 30th June 2024

Notes to and Forming Part of the Budget

3. Net Current Assets (Continued)

Items excluded from calculation of budgeted deficiency

When calculating the budget deficiency for the purpose of Section 6.2 (2)(c) of the Local Government Act 1995 the following amounts have been excluded as provided by Local Government (Financial Management) Regulation 32 which will not fund the budgeted expenditure.

	2023/24 Budget 30 June 24 \$	2022/23 Actual 30 June 23 \$	2022/23 Budget 30 June 23 \$	2021/22 Actual 30 June 22 \$
(b) Non-cash amounts excluded from operating activities				
The following non-cash revenue or expenditure has been excluded from amounts attributable to operating activities within the Rate Setting Statement in accordance with Financial Management Regulation 32.				
Adjustments to operating activities				
Less: Profit on asset disposals	(24,120)	(200,266)	(23,632)	(68,489)
Less: Non-cash grants and contributions for assets	(9,300,000)	(5,303,421)	(5,740,000)	(12,055,549)
add: Movement in liabilities associated with restricted cash	(49,677)	2,049,359	0	1,386,870
Less: Movement in finance leases	0	(79,439)	0	0
Less: Fair value adjustments to financial assets at fair value through profit and loss	0	(6,450)	0	(891,161)
Less: Movement in pensioner deferred rates (non-current)	0	(49,608)	0	(16,835)
Less: Movement in employee benefit provisions (non-current)	0	(69,787)	0	(115,299)
Add: Loss on disposal of assets	205,278	65,445	45,550	748,170
Add: Depreciation on non-current assets	25,541,373	26,623,193	27,439,900	24,553,323
Non cash amounts excluded from operating activities	16,372,854	23,029,026	21,721,818	13,541,030
(c) Surplus/(deficit) after imposition of general rates				
The following current assets and liabilities have been excluded from the net current assets used in the Rate Setting Statement in accordance with Financial Management Regulation 32 to agree to the surplus/(deficit) after imposition of general rates.				
Adjustments to net current assets				
Less: Reserves/ Restricted - cash backed	(79,432,731)	(113,819,130)	(73,739,212)	(97,960,213)
Less: Financial assets at amortised cost - self-supporting loans	(200,000)	(182,579)	(189,475)	(177,873)
Less: Other Adjustments	(483,906)	(483,906)	(350,000)	(367,383)
- Current portion of lease receivables	(490,000)	(480,935)	(300,000)	(217,911)
Less : Assets held for sale	0	0	0	0
Add: Current liabilities not expected to be cleared at end of year				
- Current portion of borrowings	4,680,000	4,620,953	4,500,000	4,330,300
- Current portion of contract liability held in reserve/ restricted cash	990,000	1,600,000	2,000,000	2,500,000
- Current portion of grant liability held in reserve/ restricted cash	1,800,000	1,800,000	800,000	1,000,000
- Current portion of deposits and bonds held in restricted cash	4,092,033	4,092,033	4,069,438	4,069,438
- Current portion of lease liabilities	4,871	119,521	114,652	253,816
- Current portion of employee benefit provisions	5,885,190	5,885,190	5,884,972	5,911,972
- Current portion of other provisions	0	0	0	0
Total adjustments to net current assets	(63,154,543)	(96,848,853)	(57,209,625)	(80,657,854)
Net current assets used in the Rate Setting Statement				
Total current assets	84,372,285	120,686,789	78,438,212	102,802,993
Less: Total current liabilities	(21,217,742)	(21,883,346)	(20,892,749)	(21,637,786)
Less: Total adjustments to net current assets	(63,154,543)	(96,848,853)	(57,209,625)	(80,657,854)
Net current assets used in the Rate Setting Statement	0	1,954,590	335,838	507,353

City of Busselton

Budget

For the Year Ended 30th June 2024

Notes to and Forming Part of the Budget

3 (d) Net Current Assets (Continued)

Significant Accounting Policies

CURRENT AND NON-CURRENT CLASSIFICATION

An asset or liability is classified as current if it is expected to be settled within the next 12 months, being the City's operational cycle. In the case of liabilities where the City does not have the unconditional right to defer settlement beyond 12 months, such as vested long service leave, the liability is classified as current even if not expected to be settled within the next 12 months. Inventories held for trading are classified as current or non-current based on the City's intentions to release for sale.

TRADE AND OTHER PAYABLES

Trade and other payables represent liabilities for goods and services provided to the City prior to the end of the financial year that are unpaid and arise when the City becomes obliged to make future payments in respect of the purchase of these goods and services. The amounts are unsecured, are recognised as a current liability and are normally paid within 30 days of recognition. The carrying amounts of trade and other payables are considered to be the same as their fair values, due to their short-term nature.

PREPAID RATES

Prepaid rates are, until the taxable event has occurred (start of the next financial year), refundable at the request of the ratepayer. Rates received in advance are initially recognised as a financial liability. When the taxable event occurs, the financial liability is extinguished and the City recognises revenue for the prepaid rates that have not been refunded.

INVENTORIES

General

Inventories are measured at the lower of cost and net realisable value.

Net realisable value is the estimated selling price in the ordinary course of business less the estimated costs of completion and the estimated costs necessary to make the sale.

SUPERANNUATION

The City of Busselton contributes to a number of superannuation funds on behalf of employees. All funds to which the City of Busselton contributes are defined contribution plans.

LAND HELD FOR RESALE

Land held for development and sale is valued at the lower of cost and net realisable value. Cost includes the cost of acquisition, development, borrowing costs and holding costs until completion of development. Finance costs and holding charges incurred after development is completed are expensed.

Gains and losses are recognised in profit or loss at the time of signing an unconditional contract of sale if significant risks and rewards, and effective control over the land, are passed on to the buyer at this point.

Land held for resale is classified as current except where it is held as non-current based on the City's intentions to release for sale.

GOODS AND SERVICES TAX (GST)

Revenues, expenses and assets are recognised net of the amount of GST, except where the amount of GST incurred is not recoverable from the Australian Taxation Office (ATO).

Receivables and payables are stated inclusive of GST receivable or payable. The net amount of GST recoverable from, or payable to, the ATO is included with receivables or payables in the statement of financial position.

Cash flows are presented on a gross basis. The GST components of cash flows arising from investing or financing activities which are recoverable from, or payable to, the ATO are presented as operating cash flows.

City of Busselton

Budget

For the Year Ended 30th June 2024

Notes to and Forming Part of the Budget

3 (d) Net Current Assets (Continued)

Significant Accounting Policies (Continued)

TRADE AND OTHER RECEIVABLES

Trade and other receivables include amounts due from ratepayers for unpaid rates and service charges and other amounts due from third parties for grants, contributions, reimbursements, and goods sold and services performed in the ordinary course of business.

Trade and other receivables are recognised initially at the amount of consideration that is unconditional, unless they contain significant financing components, when they are recognised at fair value.

Trade receivables are held with the objective to collect the contractual cash flows and therefore the City measures them subsequently at amortised cost using the effective interest rate method.

Due to the short term nature of current receivables, their carrying amount is considered to be the same as their fair value. Non-current receivables are indexed to inflation, any difference between the face value and fair value is considered immaterial.

The City applies the AASB 9 simplified approach to measuring expected credit losses using a lifetime expected loss allowance for all trade receivables. To measure the expected credit losses, rates receivable are separated from other trade receivables due to the difference in payment terms and security for rates receivable.

PROVISIONS

Provisions are recognised when the City has a present legal or constructive obligation, as a result of past events, for which it is probable that an outflow of economic benefits will result and that outflow can be reliably measured.

Provisions are measured using the best estimate of the amounts required to settle the obligation at the end of the reporting period.

EMPLOYEE BENEFITS

Short-term employee benefits

Provision is made for the City's obligations for short-term employee benefits. Short term employee benefits are benefits (other than termination benefits) that are expected to be settled wholly before 12 months after the end of the annual reporting period in which the employees render the related service, including wages, salaries and sick leave. Short-term employee benefits are measured at the (undiscounted) amounts expected to be paid when the obligation is settled.

The City's obligations for short-term employee benefits such as wages, salaries and sick leave are recognised as a part of current trade and other payables in the determination of the net current asset position. The City's obligations for employees' annual leave and long service leave entitlements are recognised as provisions in the determination of the net current asset position.

Other long-term employee benefits

Long-term employee benefits provisions are measured at the present value of the expected future payments to be made to employees. Expected future payments incorporate anticipated future wage and salary levels, durations of service and employee departures and are discounted at rates determined by reference to market yields at the end of the reporting period on government bonds that have maturity dates that approximate the terms of the obligations. Any re-measurements for changes in assumptions of obligations for other long-term employee benefits are recognised in profit or loss in the periods in which the changes occur.

The City's obligations for long-term employee benefits are presented as non-current provisions in its statement of financial position, except where the City does not have an unconditional right to defer settlement for at least 12 months after the end of the reporting period, in which case the obligations are presented as current provisions.

City of Busselton

Budget

For the Year Ended 30th June 2024

Notes to and Forming Part of the Budget

4. Reconciliation of Cash

- (a) For the purposes of the statement of cash flows, cash includes cash and cash equivalents, net of outstanding bank overdrafts. Estimated cash at the end of the reporting period is as follows:

Note	2023/24 Budget \$	2022/23 Actual \$	2022/23 Budget \$
Cash at bank and on hand	41,900	1,713,146	59,525
Term Deposits	4,932,731	19,319,130	11,739,212
Total Cash and Cash Equivalents	4,974,631	21,032,276	11,798,737
Held as			
- Unrestricted cash and cash equivalents	41,900	1,713,146	59,524
- Restricted cash and cash equivalents	4,932,731	19,319,130	11,739,213
	4,974,631	21,032,276	11,798,737
Restrictions			
The following classes of assets have restrictions imposed by regulation or other externally imposed requirements which limit or direct the purpose for which the resources may be used:			
- Cash and cash equivalents	4,932,731	19,319,130	11,739,213
- Restricted financial assets at amortised cost – term deposits	74,500,000	94,500,000	62,000,000
	79,432,731	113,819,130	73,739,213
The restricted assets are a result of the following specific purposes for which the assets may be used:			
Reserves – cash/financial asset backed	64,748,659	78,138,181	59,608,589
Cash set aside in Lieu of Parking	63,943	358,943	175,570
Cash set aside for Roadwork within specific areas, being funds given as a condition of subdivision/development	1,337,256	1,337,256	145,750
Cash in Lieu of Public Open Space	1,410	1,410	1,410
Cash set aside, being unspent specific purpose Govt. Grants	6,907,059	7,845,559	5,236,822
Cash set aside, being Unspent Loan Funds	2,135,936	21,789,593	4,366,377
Cash set aside for Sundry Restricted	146,436	256,155	135,256
Cash set aside for Deposits & Bonds	4,092,032	4,092,033	4,069,439
	79,432,731	113,819,130	73,739,213

City of Busselton

Budget

For the Year Ended 30th June 2024

Notes to and Forming Part of the Budget

Note	2023/24 Budget \$	2022/23 Actual \$	2022/23 Budget \$
4. Reconciliation of Cash (Continued)			
(b) Reconciliation of Net Cash Provided By Operating Activities to Net Result			
Net result	9,238,791	22,071,556	17,811,649
Depreciation	25,541,373	26,623,193	27,439,900
(Profit)/Loss on Sale of Asset	181,158	(134,821)	21,918
(Increase)/Decrease in Receivables	686,196	(1,106,666)	584,373
(Increase)/Decrease in Inventories	72,715	(384,154)	0
Increase/(Decrease) in Payables	(473,932)	892,514	(44,605)
Increase/(Decrease) in Employee Provisions	0	(69,787)	0
Non Cash Contributions/ Other	(9,349,677)	(5,309,871)	(5,740,000)
Non-Operating Grants, Subsidies and Contributions	(10,299,398)	(18,800,756)	(25,362,583)
Net Cash from Operating Activities	15,597,226	23,781,208	14,710,652

(c) Credit Standby Arrangements

It is anticipated that an overdraft facility will not be required to be utilised during 2023/24

An on-line electronic payaway facility, to a maximum of \$1,000,000 will be provided.

Corporate credit cards to a maximum of \$50,000 will be provided. Store cards to a maximum of \$2,000 will be provided (e.g. Coles Card)

Material Accounting Policies

Cash and Cash Equivalents

Cash and cash equivalents include cash on hand, cash at bank, deposits available on demand with banks, and other short term highly liquid investments that are readily convertible to known amounts of cash and which are subject to an insignificant risk of changes in value and bank overdrafts.

Bank overdrafts (if any) are shown as short term borrowings in current liabilities in Note 3 – Net Current Assets.

Financial Assets at Amortised Cost

The City classifies financial assets at amortised cost if both of the following criteria are met:

- The asset is held within a business model whose objective is to collect the contractual cash flows, and
- The contractual terms give rise to cash flows that are solely payments of principal and interest.

City of Busselton

Budget

For the Year Ended 30th June 2024

Notes to and Forming Part of the Budget

5. Fixed Assets

(a) Acquisition of Assets

The following assets are budgeted to be acquired during the year

Asset Class	Reporting Program										2023/24 Budget Total	2022/23 Actual Total	2022/23 Budget Total	
	Governance	Law. Order, Public Safety	Health	Education and Welfare	Housing	Community Amenities	Recreation and Culture	Transport	Economic Services	Other Property and Services				
<u>Property, Plant and Equipment</u>														
Land and Buildings	45,000	40,000	120,899	100,000	111,000	950,000	23,262,184	4,774,077	540,000	113,166	30,056,326	12,105,402	40,326,914	
Furniture and Equipment	35,000	0	0	0	0	10,813	572,461	31,300	5,138	965,495	1,620,207	1,968,598	1,048,664	
Plant and Equipment	125,074	132,566	0	0	0	1,786,635	2,156,020	1,719,500	82,626	76,000	6,078,421	880,755	2,451,873	
	205,074	172,566	120,899	100,000	111,000	2,747,448	25,990,665	6,524,877	627,764	25,990,665	37,754,954	14,954,755	43,827,451	
<u>Infrastructure</u>														
Infrastructure – Roads	0	0	0	0	0	0	0	10,093,354	0	0	10,093,354	5,841,495	6,934,666	
Infrastructure – Footpath and Cycleway	0	0	0	0	0	100,000	20,000	1,704,587	0	0	1,824,587	450,000	411,000	
Infrastructure – Car Parks	0	0	0	0	0	0	0	349,339	192,546	0	541,885	412,938	295,060	
Infrastructure – Parks and Gardens	0	0	0	20,000	0	2,141,276	4,862,719	274,938	0	0	7,298,933	359,379	704,984	
Infrastructure – Drainage	0	0	0	0	0	30,000	0	1,074,476	0	0	1,104,476	1,179,685	1,398,410	
Infrastructure – Airport	0	0	0	0	0	0	0	1,288,278	0	0	1,288,278	6,944,294	12,889,037	
	0	0	0	20,000	0	2,271,276	4,882,719	14,784,972	192,546	0	22,151,513	15,187,791	22,633,157	
Right of Use Assets	0	0	0	0	0	0	0	0	0	0	0	0	0	
Land Held for Resale	0	0	0	0	0	0	0	0	0	0	0	0	0	
Total Acquisitions	205,074	172,566	120,899	120,000	111,000	5,018,724	30,873,384	21,309,849	820,310	25,990,665	59,906,467	30,142,546	66,460,608	

A full list of all asset purchases/ construction is available in the Capital section “Capital Acquisition and Construction Budget” in the attachment’s to this budget document.

City of Busselton

Budget

For the Year Ended 30th June 2024

Notes to and Forming Part of the Budget

5. Fixed Assets (Continued)

Material Accounting Policies

Recognition of Assets

Assets for which the fair value as at the date of acquisition is under \$5,000 are not recognised as an asset in accordance with Financial Management Regulation 17A (5). These assets are expensed immediately.

Where multiple individual low value assets are purchased together as part of a larger asset or collectively forming a larger asset exceeding the threshold, the individual assets are recognised as one asset and capitalised.

(b) Disposal of Assets

The following assets are budgeted to be disposed of during the year

By Program	2023/24 Budget				2022/23 Actual				2022/23 Budget			
	Net Book Value \$	Sale Proceeds \$	Profit \$	Loss \$	Net Book Value \$	Sale Proceeds \$	Profit \$	Loss \$	Net Book Value \$	Sale Proceeds \$	Profit \$	Loss \$
General Purpose Funding	0	0	0	0	0	0	0	0	0	0	0	0
Governance	58,204	62,000	3,870	(74)	49,630	55,721	6,091	0	0	0	0	0
Law, Order, Public Safety	54,921	55,000	1,145	(1,066)	84,800	131,486	46,686	0	0	0	0	0
Health	0	0	0	0	20,000	27,103	7,103	0	20,100	20,000	0	(100)
Education and Welfare	0	0	0	0	0	0	0	0	0	0	0	0
Housing	0	0	0	0	0	0	0	0	0	0	0	0
Community Amenities	156,254	117,000	2,678	(41,932)	53,400	107,361	53,961	0	35,580	35,000	48	(628)
Recreation and Culture	521,563	437,500	10,017	(94,080)	77,770	41,067	16,767	(53,470)	282	282	0	0
Transport	196,177	147,300	5,623	(54,500)	100,904	127,695	35,708	(8,917)	524,190	510,100	22,590	(36,680)
Economic Services	27,626	15,000	0	(12,626)	32,650	44,856	12,206	0	16,900	9,570	0	(7,330)
Other Property and Services	30,213	30,000	787	(1,000)	50,480	69,165	21,744	(3,058)	38,318	38,500	994	(812)
	1,044,958	863,800	24,120	(205,278)	469,634	604,454	200,266	(65,445)	635,370	613,452	23,632	(45,550)

City of Busselton

Budget

For the Year Ended 30th June 2024

Notes to and Forming Part of the Budget

(b) Disposal of Assets (Continued)

<u>By Class</u>	2023/24 Budget				2022/23 Actual				2022/23 Budget			
	Net Book Value \$	Sale Proceeds \$	Profit \$	Loss \$	Net Book Value \$	Sale Proceeds \$	Profit \$	Loss \$	Net Book Value \$	Sale Proceeds \$	Profit \$	Loss \$
<u>Property, Plant and Equipment</u>												
Land & Buildings	0	0	0	0	53,181	0	0	(53,181)	0	0	0	0
Plant & Equipment	1,044,958	863,800	24,120	(205,278)	416,453	604,454	200,266	(12,264)	635,370	613,452	23,632	(45,550)
Furniture & Fittings	0	0	0	0	0	0	0	0	0	0	0	0
Infrastructure	0	0	0	0	0	0	0	0	0	0	0	0
Land Held for Resale	0	0	0	0	0	0	0	0	0	0	0	0
	1,044,958	863,800	24,120	(205,278)	469,634	604,454	200,266	(65,445)	635,370	613,452	23,632	(45,550)

Significant Accounting Policies

Gains and Losses on Disposal

Gains and losses on disposals are determined by comparing proceeds with the carrying amount. These gains and losses are included in profit or loss in the period in which they arise.

City of Busselton

Budget

For the Year Ended 30th June 2024

Notes to and Forming Part of the Budget

	2023/24 Budget \$	2022/23 Actual \$	2022/23 Budget \$
6. Asset Depreciation			
<u>By Program</u>			
Governance	849,142	772,010	1,513,930
General Purpose Funding	2,820	2,817	3,132
Law, Order, Public Safety	100,560	106,944	477,887
Health	7,120	2,835	13,230
Education and Welfare	53,170	57,650	37,412
Housing	84,380	85,603	1,102,645
Community Amenities	318,280	350,224	844,484
Recreation and Culture	8,708,231	9,019,827	8,634,897
Transport	13,294,840	13,894,811	14,615,138
Economic Services	60,650	65,133	75,090
Other Property and Services	2,062,180	2,265,339	122,055
	25,541,373	26,623,193	27,439,900
<u>By Class</u>			
Buildings	2,084,520	2,201,766	3,608,806
Furniture and Equipment	706,440	689,348	557,975
Plant and Equipment	2,195,310	2,234,740	2,518,325
Infrastructure – Roads	7,590,610	7,628,611	7,063,369
Infrastructure – Footpaths & Cycle ways	1,728,510	1,733,563	2,339,975
Infrastructure – Drainage	1,332,360	1,338,187	949,877
Infrastructure – Parks, Gardens & Reserves	7,428,950	7,652,386	7,033,021
Infrastructure - Bridges	1,210,000	1,207,065	916,620
Infrastructure - Car Parks	500,450	502,573	456,316
Regional Airport & Industrial Park	659,440	1,197,004	1,757,667
Right of Use – Furniture and Equipment	104,783	237,950	237,949
	25,541,373	26,623,193	27,439,900

City of Busselton

Budget

For the Year Ended 30th June 2024

Notes to and Forming Part of the Budget

Material Accounting Policies

Depreciation

The depreciable amount of all fixed assets including buildings but excluding freehold land, are depreciated on a straight-line basis over the individual asset's useful life from the time the asset is held ready for use. Leasehold improvements are depreciated over the shorter of either the unexpired period of the lease or the estimated useful life of the improvements.

The assets residual values and useful lives are reviewed, and adjusted if appropriate, at the end of each reporting period.

An asset's carrying amount is written down immediately to its recoverable amount if the asset's carrying amount is greater than its estimated recoverable amount.

Major depreciation periods used for each class of depreciable asset are:

Fixed Assets:

Land	0	Years
Buildings - General	40 - 90	Years
Buildings – Geographe Leisure Centre	40 - 90	Years
Furniture and Equipment – Basic Items	10 - 15	Years
Furniture and Equipment – EDP Network	3	Years
Heavy Plant and Equipment	6 – 10	Years
Light to Medium Vehicles	3 - 10	Years
Light Mobile Plant	2 - 5	Years
Tools	10	Years

Infrastructure:

Roads	10 - 60	Years
Bridges	40 - 90	Years
Car Parks	20 - 40	Years
Footpaths & Cycle ways	20 - 50	Years
Parks, Gardens & Reserves & Community Facilities	4 - 80	Years
Storm water Drainage	80	Years
Regional Airport & Industrial Park	5 - 60	Years

City of Busselton

Budget

For the Year Ended 30th June 2024

Notes to and Forming Part of the Budget

7. Borrowing Repayments

Movement in borrowings and interest between the beginning and the end of the current financial year.

Purpose	Loan No.	Inst.	Int. Rate	Budget Principal 1 July 23	2023/24 Budget New Loans	2023/24 Budget Principal Repayment	Budget Principal 30 June 24	2023/24 Budget Interest Repayment	Actual Principal 1 July 22	2022/23 Actual New Loans	2022/23 Actual Principal Repayment	Actual Principal 30 June 23	2022/23 Actual Interest Repayment	Budget Principal 1 July 22	2022/23 Budget New Loans	2022/23 Budget Principal Repayment	Budget Principal 30 June 23	2022/23 Budget Interest Repayment
Council Loans																		
Governance																		
Civic and Administration Centre	207	WATC	4.51	11,784,637	0	847,578	10,937,059	517,286	12,595,043	0	810,406	11,784,637	554,359	12,595,043	0	810,406	11,784,637	554,459
Recreation and Culture																		
Geothermal Heating GLC	202	WATC	3.98	0	0	0	0	0	63,421	0	63,421	0	1,579	63,421	0	63,421	0	1,585
Busselton Foreshore (Barnard Park)	204	WATC	4.36	529,104	0	78,907	450,197	21,790	604,663	0	75,559	529,104	25,130	604,663	0	75,559	529,104	25,139
GLC Extension	205	WATC	3.92	142,649	0	142,649	0	3,512	279,840	0	137,191	142,649	8,955	279,840	0	137,191	142,649	8,969
Busselton Foreshore	209	WATC	3.56	2,491,572	0	590,179	1,901,393	80,879	3,061,200	0	569,628	2,491,572	101,375	3,061,200	0	569,628	2,491,572	101,430
Busselton Foreshore	211	WATC	2.55	609,928	0	404,029	205,899	11,710	1,003,817	0	393,889	609,928	20,158	1,003,817	0	393,889	609,928	21,851
Busselton Foreshore Jetty Precinct	215	WATC	3.25	1,350,529	0	252,977	1,097,552	41,853	1,595,479	0	244,951	1,350,528	48,465	1,595,479	0	244,951	1,350,528	49,879
Tennis Club Facilities	216	WATC	3.25	1,485,581	0	278,274	1,207,307	46,039	1,755,027	0	269,446	1,485,581	53,312	1,755,027	0	269,446	1,485,581	54,867
Lot 10 Commonage Road	217	WATC	3.25	864,338	0	161,904	702,434	26,786	1,021,107	0	156,769	864,338	31,018	1,021,107	0	156,769	864,338	31,923
Busselton Tennis Club	218	WATC	2.21	785,242	0	123,770	661,472	16,333	906,314	0	121,072	785,242	19,024	906,314	0	121,072	785,242	19,031
BPACC	225	WATC	2.10	4,315,071	0	468,715	3,846,356	86,900	4,774,076	0	459,005	4,315,071	96,584	4,774,076	0	459,005	4,315,071	96,611
BPACC	226	WATC	2.39	4,576,387	0	290,922	4,285,465	106,580	4,860,471	0	284,085	4,576,386	113,399	4,860,471	0	284,085	4,576,386	113,418
BPACC	228	WATC	3.86	4,830,607	0	176,025	4,654,582	183,881	5,000,000	0	169,393	4,830,607	190,496	5,000,000	0	169,393	4,830,607	190,515
BPACC	229	WATC	3.77	4,785,749	0	222,438	4,563,311	177,199	5,000,000	0	214,251	4,785,749	185,365	5,000,000	0	214,251	4,785,749	185,387
BPACC	230	WATC	4.42	6,397,517	0	211,856	6,185,661	279,526	0	6,500,000	102,484	6,397,516	163,944	0	6,500,000	175,426	6,324,574	157,020
Transport																		
Airport Jet Refuelling	206	WATC	3.92	41,606	0	41,606	0	1,024	81,620	0	40,014	41,606	2,612	81,620	0	40,014	41,606	2,616
Airport Freight Hub Stage 1	219	WATC	3.75	929,726	0	146,544	783,182	19,339	1,073,076	0	143,350	929,726	22,524	1,073,076	0	143,350	929,726	22,532
Strategic Land Purchase	New	New	4.29	0	1,750,000	106,946	1,643,054	55,137	0	0	0	0	0	0	0	0	0	0
Other Property and Services																		
Lot 40 Vasse Highway	210	WATC	3.61	850,000	0	0	850,000	30,685	850,000	0	0	850,000	30,685	850,000	0	0	850,000	30,685
Self-Supporting Loans																		
Recreation and Culture																		
Busselton Football & Sportsman Club	208	WATC	2.93	6,564	0	3,234	3,330	157	9,705	0	3,141	6,564	250	9,705	0	3,141	6,564	250
Dunsb and Districts Country Club	212	WATC	3.04	49,761	0	11,883	37,878	1,423	61,292	0	11,530	49,762	1,719	61,292	0	11,530	49,762	1,776
Geographe Bay Yacht Club	213	WATC	3.04	43,650	0	10,424	33,226	1,248	53,765	0	10,114	43,651	1,508	53,765	0	10,114	43,651	1,558
Dunsb. and Districts Country Club	214	WATC	3.19	53,822	0	11,307	42,515	1,627	64,777	0	10,955	53,822	1,889	64,777	0	10,955	53,822	1,980
Busselton Tennis Club	220	WATC	1.37	23,782	0	7,205	16,577	289	30,889	0	7,107	23,782	387	30,889	0	7,107	23,782	387
Busselton Hockey Club Stadium	221	WATC	1.31	32,159	0	4,416	27,743	400	36,517	0	4,358	32,159	457	36,517	0	4,358	32,159	457
Busselton Golf Club	222	WATC	1.45	89,256	0	10,600	78,656	1,238	99,703	0	10,447	89,256	1390	99,703	0	10,447	89,256	1,390
Dunborough Bay Yacht Club	223	WATC	1.57	17,704	0	4,960	12,744	248	22,587	0	4,883	17,704	325	22,587	0	4,883	17,704	325
Geographe Bay Yacht Club	224	WATC	2.42	43,246	0	4,639	38,607	1,004	47,776	0	4,530	43,246	1,114	47,776	0	4,530	43,246	1,114
MRBTA--Ancient Land Discovery Park	227	WATC	2.77	1,111,966	0	113,910	998,056	29,639	1,222,773	0	110,808	1,111,965	32,733	1,222,773	0	110,808	1,111,965	32,742
Community Groups Provision	New	New	3.00	0	250,000	10,804	239,196	3,710	0	0	0	0	0	0	250,000	11,603	238,397	1,915
Economic Services																		
Geographe Bay Tourism Association	201	WATC	4.76	0	0	0	0	0	0	0	0	0	0	0	0	0	0	0
				48,242,153	2,000,000	4,738,701	45,503,452	1,747,442	46,174,938	6,500,000	4,432,787	48,242,151	1,710,756	46,174,938	6,750,000	4,517,332	48,407,606	1,711,811

City of Busselton

Budget

For the Year Ended 30th June 2024

Notes to and Forming Part of the Budget

7. Information on Borrowings (Continued)

(b) New Borrowings

Particulars / Purpose	Amount Borrowed \$	Institution	Loan Type	Term (Years)	Total Interest & Charges	Interest Rate %	Amount Used \$	Balance Unspent
Strategic Land Purchase	1,750,000	Unknown	Debenture	10 Years	2,161,124	4.29%	1,750,000	0
Community Groups Provision	250,000	Unknown	Debenture	10 Years	290,302	3.00%	250,000	0
	2,000,000				2,451,426		2,000,000	0

(c) Unspent Borrowings

Particulars / Purpose	Date Borrowed	Balance 1-July-23 \$	Expended During Year \$	Balance 30-June-24 \$
Loan 216 Tennis Club Facility	27 th April 2018	49,341	(46,000)	3,341
Loan 225 - BPACC	25 th January 2022	240,251	(240,251)	0
Loan 226 - BPACC	25 th January 2022	5,000,000	(5,000,000)	0
Loan 228 - BPACC	28 th April 2022	5,000,000	(5,000,000)	0
Loan 229 - BPACC	28 th April 2022	5,000,000	(5,000,000)	0
Loan 230 - BPACC	6 th December 2022	6,500,000	(4,367,406)	2,132,594
		21,789,592	(19,653,657)	2,135,935

(d) Overdraft

Council has not utilised an overdraft facility during the financial year 2022/23.

It is anticipated that an overdraft facility will not be required to be utilised during 2023/24.

Material Accounting Policies**Borrowing Costs**

Borrowing costs are recognised as an expense when incurred except where they are directly attributable to the acquisition, construction or production of a qualifying asset. Where this is the case, they are capitalised as part of the cost of the particular asset until such time as the asset is substantially ready for its intended use or sale.

City of Busselton

Budget

For the Year Ended 30th June 2024

Notes to and Forming Part of the Budget

8. Lease Liabilities

Lease Number	Institution	Lease Interest Rate	Lease Term	Budget Lease Principal 1 July 2023	2023/24 Budget New Leases	2023/24 Budget Lease principal Repayments	Budget Lease Principal outstanding 30 June 2024	2023/24 Budget Lease Interest Repayments	Actual Principal 1 July 2022	2022/23 Actual New Leases	2022/23 Actual Lease principal Repayments	Actual Lease Principal outstanding 30 June 2023	2022/23 Actual Lease Interest Repayments
		%		\$	\$	\$	\$	\$	\$	\$	\$	\$	\$
E6N0160249	Maia	5.8375	5 years	0	0	0	0	0	17,003	0	17,003	0	248
E6N0160583	Maia	5.1511	6 years	28,933	0	28,933	0	560	84,626	0	55,693	28,933	3,295
E6N0160915	Maia	7.6138	4.75 years	0	0	0	0	0	2,391	0	2,391	0	68
E6N0161070	Maia	6.9693	5 years	0	0	0	0	0	9,295	0	9,295	0	326
E6N0162083	Maia	-0.0007	4 years	0	0	0	0	0	22,110	0	22,110	0	0
E6N0162208	Maia	0.8970	4 years	0	0	0	0	0	26,285	0	26,285	0	88
E6N0162334	Maia	5.2189	5 years	60,529	0	60,529	0	1,586	137,657	0	77,128	60,529	5,691
E6N0162368	Maia	2.2722	5 years	25,190	0	25,190	0	287	58,117	0	32,927	25,190	1,041
E6N0162406	Maia	3.4055	3.75 years	0	0	0	0	0	8,143	0	8,143	0	104
				114,652	0	114,652	0	2,433	365,627	0	250,975	114,652	10,861

Significant Accounting Policies**Leases**

At the inception of a contract, the City assesses whether the contract is, or contains, a lease. A contract is, or contains, a lease in the contract conveys the right to control the use of an identified asset for a period of time in exchange for consideration.

At the commencement date, a right-of-use asset is recognised at cost and a lease liability, at the present value of the lease payments that are not paid at that date. The lease payments are discounted using the interest rate implicit in the lease, if that rate can be readily determined. If that rate cannot be readily determined, the City uses its incremental borrowing rate.

Lease Liabilities

The present value of future lease payments not paid at the reporting date discounted using the incremental borrowing rate where the implicit interest rate in the lease is not readily determined.

City of Busselton

Budget

For the Year Ended 30th June 2024

Notes to and Forming Part of the Budget

9. Cash Backed Reserves

	2023/24 Budget				2022/23 Actual				2022/23 Budget			
	Opening Balance \$	Transfers To \$	Transfers From \$	Closing Balance \$	Opening Balance \$	Transfers To \$	Transfers From \$	Closing Balance \$	Opening Balance \$	Transfers To \$	Transfers From \$	Closing Balance \$
Airport Reserve	3,210,167	9,190,590	(3,712,421)	8,688,336	1,259,815	2,063,864	(113,511)	3,210,168	1,259,815	666,307	(260,991)	1,665,131
Airport Marketing and Incentive Reserve	4,895,381	0	(4,895,381)	0	6,385,899	503,101	(1,993,619)	4,895,381	6,385,899	431,718	(3,349,358)	3,468,259
Airport Noise Mitigation Reserve	661,140	0	(661,140)	0	683,694	22,058	(44,612)	661,140	683,694	10,185	(98,238)	595,641
Airport Existing Terminal Building Reserve	456,383	0	(456,383)	0	323,125	147,387	(14,129)	456,383	323,125	141,000	(36,787)	427,338
Buildings Reserve	3,389,333	4,676,377	(2,363,446)	5,702,264	2,691,453	975,107	(277,226)	3,389,334	2,691,453	913,853	(538,846)	3,066,460
Barnard Park Sports Pavilion Building Reserve	115,031	0	(115,031)	0	105,989	40,675	(31,633)	115,031	105,989	38,839	0	144,828
Railway House Building Reserve	89,584	0	(89,584)	0	63,087	26,497	0	89,584	63,087	25,219	0	88,306
Youth and Community Activities Building Reserve	216,651	0	(216,651)	0	158,157	58,494	0	216,651	158,157	55,272	0	213,429
Busselton Library Building Reserve	155,510	0	(155,510)	0	88,926	66,584	0	155,510	88,926	63,993	(9,224)	143,695
Busselton Community Resource Centre Reserve	531,461	0	(531,461)	0	422,705	121,432	(12,676)	531,461	422,705	113,762	(20,000)	516,467
Busselton Jetty Tourist Park Reserve	1,971,963	506,629	(744,344)	1,734,248	1,241,104	932,862	(202,002)	1,971,964	1,241,104	423,025	(553,603)	1,110,526
Geographe Leisure Centre Building (GLC) Reserve	232,469	0	(232,469)	0	314,127	331,012	(412,670)	232,469	314,127	318,872	(423,934)	209,065
Joint Venture Aged Housing Reserve (Harris/Winderlup)	1,656,730	344,588	(62,000)	1,939,318	1,491,225	252,823	(87,317)	1,656,731	1,491,225	217,410	(37,823)	1,670,812
Winderlup Aged Housing Reserve (City Controlled)	463,207	102,426	(49,000)	516,633	356,903	111,924	(5,620)	463,207	356,903	69,043	(49,000)	376,946

City of Busselton

Budget

For the Year Ended 30th June 2024

Notes to and Forming Part of the Budget

9. Cash Backed Reserves (Continued)	2023/24 Budget				2022/23 Actual				2022/23 Budget			
	Opening Balance \$	Transfers To \$	Transfers From \$	Closing Balance \$	Opening Balance \$	Transfers To \$	Transfers From \$	Closing Balance \$	Opening Balance \$	Transfers To \$	Transfers From \$	Closing Balance \$
Lou Weston Oval Pavilion Reserve	12,730	0	(12,730)	0	0	12,730	0	12,730	0	12,431	0	12,431
Naturaliste Community Centre Building Reserve	233,943	0	(233,943)	0	170,089	79,811	(15,957)	233,943	170,089	74,702	(121,000)	123,791
Civic and Administration Building Reserve	900,462	0	(900,462)	0	497,009	460,288	(56,835)	900,462	497,009	443,129	(100,000)	840,138
Vasse Sports Pavilion Building Reserve	2,405	0	(2,405)	0	1,684	721	0	2,405	1,684	690	0	2,374
Jetty Reserve	7,345,736	1,830,456	(1,828,444)	7,347,748	6,320,302	1,637,746	(612,312)	7,345,736	6,320,302	1,603,676	(794,748)	7,129,230
Jetty Self Insurance Reserve	672,757	112,024	0	784,781	573,410	99,347	0	672,757	573,410	91,673	0	665,083
Roads Reserve	2,164,710	5,346,209	(5,385,418)	2,125,501	1,920,213	3,515,608	(3,271,111)	2,164,710	1,920,213	3,450,143	(3,837,340)	1,533,016
Footpath/ Cycle Ways Reserve	1,726,463	1,401,171	(1,626,186)	1,501,448	1,246,636	1,341,403	(861,576)	1,726,463	1,246,636	1,282,478	(1,222,208)	1,306,906
Other Infrastructure Reserve	721,868	1,322,205	(1,381,101)	662,972	403,731	782,904	(464,767)	721,868	403,731	766,236	(772,776)	397,191
Parks and Gardens Reserve	1,349,337	1,411,328	(1,939,765)	820,900	633,227	1,355,025	(638,915)	1,349,337	633,227	1,313,573	(1,704,184)	242,616
Furniture and Equipment Reserve	483,156	149,363	(268,264)	364,255	516,181	127,829	(160,854)	483,156	516,181	116,843	(578,096)	54,928
Plant Replacement Reserve	2,364,208	1,143,209	(3,239,860)	267,557	2,698,073	1,204,166	(1,538,031)	2,364,208	2,698,073	1,145,473	(1,161,900)	2,681,646
Major Traffic Improvements Reserve	1,574,756	0	(1,574,756)	0	1,184,734	391,765	(1,743)	1,574,756	1,184,734	367,344	(694,941)	857,137
CBD Enhancement Reserve	9,196	0	(9,196)	0	1,333,422	73,095	(1,397,321)	9,196	1,333,422	63,900	(1,298,490)	98,832

City of Busselton

Budget

For the Year Ended 30th June 2024

Notes to and Forming Part of the Budget

9. Cash Backed Reserves (Continued)	2023/24 Budget				2022/23 Actual				2022/23 Budget			
	Opening Balance \$	Transfers To \$	Transfers From \$	Closing Balance \$	Opening Balance \$	Transfers To \$	Transfers From \$	Closing Balance \$	Opening Balance \$	Transfers To \$	Transfers From \$	Closing Balance \$
New Infrastructure Development Reserve	756,385	1,613,298	(1,008,778)	1,360,905	723,694	32,691	0	756,385	723,694	6,026	(594,759)	134,961
Commonage Precinct Infrastructure Road Reserve	845	0	(845)	0	818	27	0	845	818	19	0	837
City Car Parking and Access Reserve	1,436,685	232,036	(791,885)	876,836	1,213,889	419,556	(196,760)	1,436,685	1,213,889	181,763	(111,687)	1,283,965
Debt Default Reserve	0	0	0	0	102,371	3,421	(105,792)	0	102,371	2,402	0	104,773
Corporate IT Systems Reserve	329,865	900,011	(792,506)	437,370	378,520	150,026	(198,681)	329,865	378,520	145,612	(450,000)	74,132
Election, Valuation and Other Corporate Expenses Reserve	401,441	161,662	(180,000)	383,103	254,331	154,985	(7,875)	401,441	254,331	148,744	(80,000)	323,075
Legal Expenses Reserve	579,578	29,943	(150,000)	459,521	638,294	21,284	(80,000)	579,578	638,294	12,603	0	650,897
Events, Marketing and Business Development Reserve	393,498	1,477,754	(1,766,539)	104,713	655,703	1,365,779	(1,627,984)	393,498	655,703	1,337,940	(1,745,548)	248,095
Performing Arts and Convention Centre Reserve	2,467,333	116,739	0	2,584,072	2,386,293	81,040	0	2,467,333	2,386,293	1,840,539	(1,689,136)	2,537,696
Long Service Leave Reserve	3,940,671	630,310	(525,127)	4,045,854	4,054,581	660,816	(774,726)	3,940,671	4,054,581	533,332	(668,304)	3,919,609
Professional Development Reserve	161,395	7,333	(50,000)	118,728	156,214	5,181	0	161,395	156,214	3,184	0	159,398
Sick Pay Incentive Reserve	79,316	3,000	0	82,316	79,476	3,235	(3,395)	79,316	79,476	738	(15,000)	65,214
Workers Compensation, Extended SL and AL Contingency Reserve	4,280	265	0	4,545	194,218	3,062	(193,000)	4,280	194,218	4,530	(193,000)	5,748
Community Facilities - City District	1,320,535	394,835	(475,350)	1,240,020	1,083,901	375,597	(138,963)	1,320,535	1,116,043	465,862	(766,996)	814,909

City of Busselton

Budget

For the Year Ended 30th June 2024

Notes to and Forming Part of the Budget

9. Cash Backed Reserves (Continued)	2023/24 Budget				2022/23 Actual				2022/23 Budget			
	Opening Balance \$	Transfers To \$	Transfers From \$	Closing Balance \$	Opening Balance \$	Transfers To \$	Transfers From \$	Closing Balance \$	Opening Balance \$	Transfers To \$	Transfers From \$	Closing Balance \$
Community Facilities – Broadwater	275,331	26,305	0	301,636	197,733	77,598	0	275,331	197,733	20,562	0	218,295
Community Facilities – Busselton	101,930	26,607	(92,000)	36,537	71,708	30,222	0	101,930	75,058	22,985	0	98,043
Community Facilities – Dunsborough	523,253	58,269	(220,000)	361,522	465,446	57,807	0	523,253	465,446	40,193	0	505,639
Community Facilities - Dunsborough Lakes Estate	900,385	13,317	(577,022)	336,680	712,435	187,950	0	900,385	712,435	165	(423,111)	289,489
Community Facilities – Geographe	156,185	17,932	0	174,117	137,435	18,750	0	156,185	139,275	13,550	0	152,825
Community Facilities - Port Geographe	364,198	16,590	0	380,788	352,422	11,776	0	364,198	352,422	8,223	0	360,645
Community Facilities – Vasse	108,013	8,718	(116,731)	0	175,153	7,860	(75,000)	108,013	175,153	8,575	(183,728)	0
Community Facilities - Airport North	3,282,877	273,695	0	3,556,572	3,176,664	106,213	0	3,282,877	3,176,664	192,570	0	3,369,234
Locke Estate Reserve	171,194	71,876	0	243,070	6,588	164,606	0	171,194	6,588	153	0	6,741
Port Geographe Development Reserve (Council)	67,300	106,787	(146,451)	27,636	126,997	62,895	(122,592)	67,300	126,997	59,105	(146,437)	39,665
Port Geographe Waterways Management (SAR) Reserve	3,051,049	384,527	(406,169)	3,029,407	3,060,603	348,076	(357,630)	3,051,049	3,060,603	305,385	(390,547)	2,975,441
Provence Landscape Maintenance (SAR) Reserve	1,524,830	270,057	(257,634)	1,537,253	1,323,560	247,700	(46,430)	1,524,830	1,323,560	222,894	(152,251)	1,394,203
Vasse Newtown Landscape Maintenance (SAR) Reserve	615,196	226,599	(166,786)	675,009	668,099	220,694	(273,597)	615,196	668,099	205,915	(340,536)	533,478
Commonage Precinct Bushfire Facilities Reserve	60,710	2,766	(40,000)	23,476	58,747	1,963	0	60,710	58,747	1,371	0	60,118

City of Busselton

Budget

For the Year Ended 30th June 2024

Notes to and Forming Part of the Budget

9. Cash Backed Reserves (Continued)

	2023/24 Budget				2022/23 Actual				2022/23 Budget			
	Opening Balance \$	Transfers To \$	Transfers From \$	Closing Balance \$	Opening Balance \$	Transfers To \$	Transfers From \$	Closing Balance \$	Opening Balance \$	Transfers To \$	Transfers From \$	Closing Balance \$
Commonage Community Facilities Dunsborough Lakes South Reserve	76,997	0	(76,997)	0	74,507	2,490	0	76,997	74,507	1,739	0	76,246
Commonage Community Facilities South Biddle Precinct Reserve	938,927	42,771	0	981,698	908,566	30,361	0	938,927	908,566	21,197	0	929,763
Busselton Area Drainage and Waterways Improvement Reserve	134,560	0	(134,560)	0	130,609	3,951	0	134,560	130,609	1,362	0	131,971
Coastal and Climate Adaptation Reserve	1,194,820	1,165,661	(1,636,485)	723,996	566,910	1,206,195	(578,285)	1,194,820	566,910	1,167,793	(1,475,332)	259,371
Emergency Disaster Recovery Reserve	97,863	0	(97,863)	0	74,954	22,909	0	97,863	74,954	23,163	0	98,117
Energy Sustainability Reserve	247,224	0	(247,224)	0	168,406	115,941	(37,123)	247,224	168,406	111,127	(133,235)	146,298
Cemetery Reserve	365,555	0	(365,555)	0	242,000	130,040	(6,485)	365,555	242,000	120,810	(108,787)	254,023
Public Art Reserve	272,933	2,197	(12,000)	263,130	249,544	23,389	0	272,933	46,666	1,091	0	47,757
Waste Management Facility and Plant Reserve	8,135,574	1,960,969	(5,033,906)	5,062,637	8,287,153	2,112,319	(2,263,898)	8,135,574	8,287,153	2,185,145	(5,315,724)	5,156,574
Strategic Projects Reserve	3,032,416	140,118	(500,000)	2,672,534	2,909,578	122,838	0	3,032,416	2,909,578	92,893	(500,000)	2,502,471
Prepaid Grants and Deferred Works & Services Reserve	2,843,445	351,808	(3,195,253)	0	1,979,512	2,840,968	(1,977,035)	2,843,445	1,979,512	0	(1,979,512)	0
Busselton Foreshore Reserve	13,115	0	(13,115)	0	12,690	425	0	13,115	12,690	296	0	12,986
LED Street Lighting Replacement Program Reserve	32,227	0	(32,227)	0	38,098	51,455	(57,326)	32,227	38,098	50,003	(87,866)	235
Waterways Restoration Reserve	10	713,103	(572,473)	140,640	10	559,159	(559,159)	10	10	550,455	(550,455)	10

City of Busselton

Budget

For the Year Ended 30th June 2024

Notes to and Forming Part of the Budget

9. Cash Backed Reserves (Continued)	2023/24 Budget				2022/23 Actual				2022/23 Budget			
	Opening Balance \$	Transfers To \$	Transfers From \$	Closing Balance \$	Opening Balance \$	Transfers To \$	Transfers From \$	Closing Balance \$	Opening Balance \$	Transfers To \$	Transfers From \$	Closing Balance \$
Post Office Tea Rooms	48,075	18,307	0	66,382	0	121,028	(72,953)	48,075	0	121,028	(121,028)	0
Peel Terrace/ Causeway Road Building Reserve	23,429	0	(23,429)	0	0	23,429	0	23,429	0	23,429	0	23,429
Total	78,138,182	39,002,738	(52,392,260)	64,748,659	71,183,341	28,923,963	(21,969,123)	78,138,181	71,017,796	24,477,258	(35,886,464)	59,608,589

City of Busselton

Budget

For the Year Ended 30th June 2024

Notes to and Forming Part of the Budget

9. Cash Backed Reserves (Continued)

All of the cash backed reserve accounts are supported by money held in financial institutions and match the amounts shown as restricted cash in Notes 4 to this budget report (with the exception of an adjustment made for accrued interest).

In accordance with council resolutions in relation to each reserve account, the purpose for which the reserves are set aside are as follows:

Reserve Name	Anticipated date of use	Purpose of the Reserve
Airport Reserve	Ongoing	To set aside, hold and provide funding for major maintenance and capital expenditure requirements associated with renewal, upgrade and replacement of existing airport and airport related assets, plus future development, marketing and noise mitigation needs.
Airport Marketing and Incentive Reserve	Close 23/24	The purpose of promoting and providing incentives for the Busselton Margaret River Airport.
Airport Noise Mitigation Reserve	Close 23/24	To be utilised for the purpose of noise mitigation related activities surrounding the Airport precinct.
Airport Existing Terminal Building Reserve	Close 23/24	To provide funding for the major maintenance, renewal, replacement, upgrading and future building and fit out requirements for the asset.
Buildings Reserve	Ongoing	To set aside, hold and provide funding for major maintenance and capital expenditure requirements associated with renewal, upgrade and replacement of existing building assets.
Barnard Park Sports Pavilion Building Reserve	Close 23/24	To provide funding for the major maintenance, renewal, replacement, upgrading and future building and fit out requirements for the asset.
Railway House Building Reserve	Close 23/24	To provide funding for the major maintenance, renewal, replacement, upgrading and future building and fit out requirements for the asset.
Youth and Community Activities Building Reserve	Close 23/24	To provide funding for the major maintenance, renewal, replacement, upgrading and future building and fit out requirements for the asset.
Busselton Library Building Reserve	Close 23/24	To provide funding for the major maintenance, renewal, replacement, upgrading and future building and fit out requirements for the asset.
Busselton Community Resource Centre Reserve	Close 23/24	To provide funding for the major maintenance, renewal, replacement, upgrading and future building and fit out requirements for the asset.
Busselton Jetty Tourist Park Reserve	Ongoing	To provide funding for capital, maintenance, renewal and promotional/ marketing requirements for visitor services throughout the district.

City of Busselton

Budget

For the Year Ended 30th June 2024

Notes to and Forming Part of the Budget

9. Cash Backed Reserves (Continued)

Reserve Name	Anticipated date of use	Purpose of the Reserve
Geographe Leisure Centre Building (GLC) Reserve	Close 23/24	To provide funding for the major maintenance, renewal, replacement, upgrading and future building and fit out requirements for the asset.
Joint Venture Aged Housing Reserve (Harris/Winderlup)	Ongoing	To hold funds to meet future expenses, including capital, maintenance, operational and administrative costs associated with the provision of community aged housing at Winderlup Villas and Harris Road pursuant to the relevant joint venture agreements with the Department of Housing.
Winderlup Aged Housing Reserve (City Controlled)	Ongoing	To hold funds to meet future expenses, including capital, maintenance, operational and administrative costs associated with the provision of council owned community aged housing.
Lou Weston Oval Pavilion Reserve	Close 23/24	To provide funding for the major maintenance, renewal, replacement, upgrading and future building and fit out requirements for the asset.
Naturaliste Community Centre Building (NCC) Reserve	Close 23/24	To provide funding for the major maintenance, renewal, replacement, upgrading and future building and fit out requirements for the asset.
Civic and Administration Building Reserve	Close 23/24	To provide funding for the major maintenance, renewal, replacement, upgrading and future building and fit out requirements for the asset.
Vasse Sports Pavilion Building Reserve	Close 23/24	To provide funding for the construction, major maintenance, renewal, replacement, upgrading and future building and fit out requirements for the asset.
Jetty Reserve	Ongoing	To provide funding for the maintenance, insurance, renewal, replacement, upgrading and future Capital works requirements for the asset and associated infrastructure, including plant and equipment to achieve these purposes.
Jetty Self Insurance Reserve	Ongoing	As a contingency fund to rectify damage caused by the demise of the Busselton jetty or part of the jetty or as a result of extraordinary events.
Roads Reserve	Ongoing	To hold and provide funding for major maintenance and capital expenditure requirements associated with renewal, upgrade and replacement of existing road infrastructure assets, plus planning for and construction of future new road requirements.
Footpath/ Cycle Ways Reserve	Ongoing	To provide funding for the major maintenance, renewal, replacement, upgrading and future requirements with respect to Footpath and Cycleway assets within the District.
Other Infrastructure Reserve	Ongoing	To hold and provide funding for major maintenance and capital expenditure requirements associated with renewal, upgrade and replacement of existing other infrastructure assets, not specifically provided for in other reserves.

City of Busselton

Budget

For the Year Ended 30th June 2024

Notes to and Forming Part of the Budget

9. Cash Backed Reserves (Continued)

Reserve Name	Anticipated date of use	Purpose of the Reserve
Parks and Gardens Reserve	Ongoing	To provide funding for the major maintenance and renewal of Parks, Gardens, Public Open Spaces and Reserves within the District.
Furniture and Equipment Reserve	Ongoing	To provide funds for the major maintenance, renewal, replacement, upgrading and future requirements with respect to furniture and equipment assets within the District.
Plant Replacement Reserve	Ongoing	To provide funding for the major maintenance, renewal, replacement, upgrading and future requirements with respect to Plant and Equipment assets excluding those in independent commercial operations.
Major Traffic Improvements Reserve	Close 23/24	To be utilised for the provision of enabling major capital works programs to be funded for the upgrade of the local road network to reduce congestion, increase traffic flow and ease of access within the District.
CBD Enhancement Reserve	Close 23/24	To provide funds for Capital and maintenance works and improvements within the Busselton and Dunsborough Central Business Districts.
New Infrastructure Development Reserve	Ongoing	To set aside, hold and provide funding in order to facilitate the identification, design, development and construction of new infrastructure and other capital projects as identified in the annual budget, which in turn has been informed by the City's Strategic Community Plan, Corporate Business Plan and Long Term Financial Plan.
Commonage Precinct Infrastructure Road Reserve	Close 23/24	To be utilised for the purpose of road infrastructure and road safety upgrades within the Commonage Contribution Area in accordance with the Commonage Contributions Area policy provisions.
City Car Parking and Access Reserve	Ongoing	To provide funding for development and upgrade of public car parking or infrastructure to provide for the management of public car parking, improving public transport to and within the City and for end of trip facilities. To provide funding for the purchase of land identified as of strategic importance for future parking requirements.
Debt Default Reserve	Ongoing	To provide for potential default on debts owing to the City, particularly in relation negative economic circumstances caused by a declared state of emergency (such as COVID-19).
Corporate IT Systems Reserve	Ongoing	To provide funding in relation to the ongoing development, enhancement and/or replacement of the City's corporate systems. To be utilised for the renewal and replacement or introduction of new IT platforms / hardware for the City.
Election, Valuation and Other Corporate Expenses Reserve	Ongoing	To provide cyclic funding for Council elections, rating valuations, fair value asset valuations and other legislative and corporate governance requirements.
Legal Expenses Reserve	Ongoing	Funding for any legal expenses or contingency involving the City of Busselton.
Events, Marketing and Business Development Reserve	Ongoing	To fund the City's contributions and expenditure on tourism, business and industry development, marketing, area promotion, and events activities, per funding allocations agreed with community reference groups.

City of Busselton

Budget

For the Year Ended 30th June 2024

Notes to and Forming Part of the Budget

9. Cash Backed Reserves (Continued)

Reserve Name	Anticipated date of use	Purpose of the Reserve
Performing Arts and Convention Centre Reserve	Ongoing	To provide funds for the planning and construction, and holding of grants or other funds for a future Performing Arts and Convention Centre for the District.
Long Service Leave Reserve	Ongoing	To provide funding to meet the City's future long service leave obligations of employees.
Professional Development Reserve	Ongoing	To provide funding to meet the City's ongoing contractual professional development obligations of employees and Councillors.
Sick Pay Incentive Reserve	Ongoing	To provide funding to meet the City's obligations under a former sick leave incentive scheme pertaining to staff employed pre 2003.
Workers Compensation, Extended Sick Leave and Annual Leave Contingency Reserve	Ongoing	A contingency fund to assist the City in meeting its Workers Compensation Contribution obligations when claim costs exceed the "Deposit" amount allocated to claims, to fund any shortfall with respect to insurance premiums in any one year, negotiated settlements of outstanding claims, to enable periods of extended Sick Leave to be funded with a replacement officer, and to assist with meeting annual leave payouts upon termination.
Community Facilities - City District	Ongoing	To hold development contributions received by the City for the provision of new or upgraded community infrastructure within the District.
Community Facilities – Broadwater	Ongoing	To hold development contributions received by the City for the provision of new or upgraded community infrastructure within the Precinct as per the adopted contributions plan.
Community Facilities – Busselton	Ongoing	To hold development contributions received by the City for the provision of new or upgraded community infrastructure within the Precinct as per the adopted contributions plan.
Community Facilities – Dunsborough	Ongoing	To hold development contributions received by the City for the provision of new or upgraded community infrastructure within the Precinct as per the adopted contributions plan.
Community Facilities - Dunsborough Lakes Estate	Ongoing	To hold development contributions received by the City for the provision of new or upgraded community infrastructure within the Precinct as per the adopted contributions plan.
Community Facilities – Geographe	Ongoing	To hold development contributions received by the City for the provision of new or upgraded community infrastructure within the Precinct as per the adopted contributions plan.
Community Facilities - Port Geographe	Ongoing	To hold development contributions received by the City for the provision of new or upgraded community infrastructure within the Precinct as per the adopted contributions plan.

City of Busselton

Budget

For the Year Ended 30th June 2024

Notes to and Forming Part of the Budget

9. Cash Backed Reserves (Continued)

Reserve Name	Anticipated date of use	Purpose of the Reserve
Community Facilities – Vasse	Ongoing	To hold development contributions received by the City for the provision of new or upgraded community infrastructure within the Precinct as per the adopted contributions plan.
Community Facilities - Airport North	Ongoing	To hold development contributions received by the City for the provision of new or upgraded community infrastructure within the Precinct as per the adopted contributions plan.
Locke Estate Reserve	Ongoing	To provide funding for the protection of the Locke Estate (Reserve 22674) coastline.
Port Geographe Development Reserve (Council)	Ongoing	To provide funds for capital and maintenance costs for development works associated within the Port Geographe contribution area.
Port Geographe Waterways Management (SAR) Reserve	Ongoing	To provide funds for the City to fulfil its obligations under a Waterways Management Deed with the State Government for the future maintenance of waterways and associated facilities within the Port Geographe contributions area.
Provence Landscape Maintenance (SAR) Reserve	Ongoing	For the purpose of holding funds for the maintenance of the approved higher standard of landscaping with the contributions area including future Capital replacement of landscaping structures as may be required.
Vasse Newtown Landscape Maintenance (SAR) Reserve	Ongoing	For the purpose of holding funds for the maintenance of the approved higher standard of landscaping with the contributions area including future Capital replacement of landscaping structures as may be required.
Commonage Precinct Bushfire Facilities Reserve	Ongoing	For the purpose of the provision of fire protection facilities in accordance with the Commonage Contributions Area policy provisions.
Commonage Community Facilities Dunsborough Lakes South Reserve	Close 23/24	For the purpose of the provision of future recreational facilities at Dunsborough Lakes South in accordance with the Dunsborough Lakes Developer Contributions Plan.
Commonage Community Facilities South Biddle Precinct Reserve	Ongoing	To be utilised for the provision of community facilities within the South Biddle Precinct in accordance with the Commonage Area Implementation Policy provisions.
Busselton Area Drainage and Waterways Improvement Reserve	Ongoing	To hold development contributions for the provision of drainage works and the management and improvement of waterways and adjacent reserves within Busselton including the lower Vasse River.
Coastal and Climate Adaptation Reserve	Ongoing	The purpose of the reserve is to provide funds for coastal protection of assets and to fund initiatives to address the impacts of climate change including water supply sustainability, technology advancements and improvements / upgrades of infrastructure susceptible to climate change.
Emergency Disaster Recovery Reserve	Close 23/24	To provide funding for Disaster Recovery activities including natural and man-made events.

City of Busselton

Budget

For the Year Ended 30th June 2024

Notes to and Forming Part of the Budget

9. Cash Backed Reserves (Continued)

Reserve Name	Anticipated date of use	Purpose of the Reserve
Energy Sustainability Reserve	Close 23/24	To provide funding for the investigation, implementation and optimisation of Energy Sustainability initiatives within the District.
Cemetery Reserve	Close 23/24	To provide funding for the renewal, expansion and establishment of Cemeteries within the district.
Public Art Reserve	Ongoing	To hold development contributions received by the City for the commissioning, purchase and enhancement of public art works within the District.
Waste Management Facility and Plant Reserve	Ongoing	To provide funding for development and rehabilitation of waste disposal sites both within the district and regionally. Acquisition of waste plant and equipment and any other waste management activities that include legacy matters due to contaminated sites within the District.
Strategic Projects Reserve	Ongoing	To provide funds for projects which may create a future revenue stream for the City and reduce reliance on rate revenue.
Prepaid Grants and Deferred Works & Services Reserve	Ongoing	To hold Government and third party grants monies received in advance as well as deferred municipal funded works and services as at the end of financial year.
Busselton Foreshore Reserve	Close 23/24	To provide funds for on-going asset maintenance and any future capital works.
LED Street Lighting Replacement Program Reserve	Close 23/24	To provide funds for the on-going replacement of street lighting throughout the district with LED capacity.
Waterways Restoration Reserve	Ongoing	To provide for any works required to rejuvenate, revive or rectify natural waterways within the Busselton district.
Post Office Tea Rooms	Ongoing	To allocate and use any premium, rental, fees, charges or other income it receives from all leases, subleases and licences in respect of the Post Office Tea Rooms Reserve 35361 or any part of it, to maintain and repair all buildings and structures and to maintain the grounds and facilities of the Reserve.
Peel Terrace/ Causeway Road Building Reserve	Close 23/24	To allocate and use any revenue received in respect of the Peel Terrace/ Causeway Road Building, to maintain and repair all buildings and structures and to maintain the grounds and facilities of the Reserve.

City of Busselton

Budget

For the Year Ended 30th June 2024

Notes to and Forming Part of the Budget

10. Revenue Recognition Policy

Significant Accounting Policies

Recognition of revenue is dependent on the source of revenue and the associated terms and conditions associated with each source of revenue and recognised as follows:

Revenue Category	Nature of goods and services	Timing of revenue recognition
Rates	<ul style="list-style-type: none"> • General rates & rates charged for specific defined purposes. 	When rates notice is issued.
Operating Grants, Subsidies and Contributions	<ul style="list-style-type: none"> • Community events, minor facilities, research, design, planning evaluation and services. • General appropriations and contributions with no reciprocal commitment. 	<p>Income from grants that are enforceable and with sufficiently specific performance obligations is recognised as the City satisfies its obligations in the grant agreements.</p> <p>Income from grants without any sufficiently specific performance obligations, or that are not enforceable, is recognised when the City has an unconditional right to receive cash which usually coincides with receipt of cash.</p>
Non-Operating Grants, Subsidies and Contributions	<ul style="list-style-type: none"> • Construction or acquisition of recognisable non-financial assets to be controlled by the local government. 	Capital grants are recognised as income as the City satisfies its obligations in the grant agreements.
Fees and Charges	<ul style="list-style-type: none"> • Building, planning, development and animal management, having the same nature as a licence regardless of naming. • Compliance safety check. • Regulatory food, health and safety. • Kerbside collection service. • Waste treatment, recycling and disposal service at disposal sites. • Permission to use facilities and runway. • Gym and pool membership. • Cemetery services, library fees, reinstatements and private works. • Aviation fuel, kiosk and visitor centre stock. • Fines issued for breaches of local laws. 	At a point in time (or over a relatively short period of time) when the services have been provided and payments are received.
Other Revenue	<ul style="list-style-type: none"> • Sale of scrap materials. • Insurance claims. • Commissions on licencing and ticket sales. 	At a point in time when the goods have been transferred and payments are received, or upon receipt of funds.

City of Busselton

Budget

For the Year Ended 30th June 2024

Notes to and Forming Part of the Budget

KEY TERMS AND DEFINITIONS - REPORTING PROGRAMS

'In order to discharge its responsibilities to the community, Council has developed a set of operational and financial objectives. These objectives have been established both on an overall basis, reflected by the City's Community Vision, and for each of its broad activities/programs.

OBJECTIVE

General Purpose Funding

To collect revenue to allow for the provision of services.

Governance

To provide decision making process for the efficient allocation of scarce resources.

Law, Order and Public Safety

To provide services to help ensure a safer and environmentally conscious community.

Health

To provide an operational framework for environmental and community health.

Education and Welfare

To provide services for the elderly, children and youth.

Housing

To provide and maintain elderly residents housing.

Community Amenities

To provide services required by the community.

Recreation and Culture

To establish and effectively manage infrastructure and resources which will help the social well-being of the community.

Transport

To provide safe, effective and efficient transport services to the community.

Economic Services

To help promote the City and its economic wellbeing.

Other Property and Services

To monitor and control Council's overheads operating accounts.

ACTIVITIES

Rates, interest revenue and other general purpose Government grants together with any expenses incurred in realising these incomes.

Includes the activities of members of Council and the administrative support available to the Council for the provision of governance to the district. Other costs relate to the task of assisting elected members and ratepayers on matters which do not concern specific Council services.

Supervision and enforcement of various by-laws, fire prevention, animal control and emergency services. Council also provides assistance to surf lifesaving efforts.

Inspections of food outlets and their control, noise control, waste disposal compliance, mosquitoes and stingers control.

Annual donation relative to the operation of a Senior Citizen's Centre.

The operation of three sets of aged persons homes.

Includes rubbish collection and disposal services, recycling initiatives, septic tank inspection services, urban stormwater drainage networks, environmental protection initiatives, operation of three cemeteries, town scaping facilities, as well as the administration of Council's Town Planning Scheme and associated policies and obligations.

Maintenance of halls, swimming areas and beaches, various reserves, recreation programs, the Busselton Jetty, the operation of the two Libraries, the maintenance and operation of the two Leisure Centres, and the employment of a Cultural Development Officer.

Construction and maintenance of roads, bridges, drainage, footpaths, cycle ways, parking facilities, traffic signs and depot. Also includes cleaning of streets, maintenance of street trees, street lighting etc. Control and maintenance of a regional airport.

The regulation and provision of tourism initiatives, the maintenance and operation of a Caravan park and the implementation of building controls. Provision of rural services including weed control, vermin control and standpipes.

Private works operation, plant repair and operation costs and engineering operation costs.

City of Busselton

Budget

For the Year Ended 30th June 2024

Notes to and Forming Part of the Budget

	2023/24 Budget \$	2022/23 Actual \$	2022/23 Budget \$
11. Program Information			
Income and Expenses			
Income Excluding Grants, Subsidies & Contributions			
Governance	22,520	53,110	43,500
General Purpose Funding	64,799,388	61,655,923	59,924,993
Law, Order & Public Safety	217,694	234,416	241,248
Health	735,992	713,531	573,662
Education and Welfare	18,307	26,887	19,840
Housing	550,994	541,123	517,207
Community Amenities	10,170,503	10,666,927	9,735,642
Recreation and Culture	3,240,854	3,304,485	3,084,324
Transport	4,683,156	4,837,304	3,399,178
Economic Services	3,007,638	2,965,410	2,479,312
Other Property and Services	17,773	79,842	11,311
	87,464,819	85,078,958	80,030,217
Operating Grants, Subsidies and Contributions			
Governance	24,481	109,842	33,000
General Purpose Funding	39,709	3,595,936	563,576
Law, Order & Public Safety	1,025,424	1,013,487	1,081,026
Health	83,682	75,111	80,541
Education and Welfare	111,091	122,453	93,492
Housing	4,925	3,740	4,740
Community Amenities	1,343,617	127,938	14,167
Recreation and Culture	1,565,119	1,415,029	1,143,490
Transport	799,024	575,109	68,878
Economic Services	69,347	53,477	40,770
Other Property and Services	259,266	351,313	308,958
	5,325,685	7,443,435	3,432,638
Capital Grants, Subsidies and Contributions			
Governance	0	0	0
Law, Order & Public Safety	0	159,501	0
Health	0	96,500	80,000
Community Amenities	644,521	138,943	979,072
Recreation and Culture	6,505,713	13,060,453	21,484,292
Transport	12,498,841	10,567,862	8,559,219
Economic Services	0	0	0
Other Property and Services	0	0	0
	19,649,075	24,023,259	31,102,583
Total Income	112,439,579	116,545,652	114,565,438

City of Busselton

Budget

For the Year Ended 30th June 2024

Notes to and Forming Part of the Budget

	2023/24 Budget \$	2022/23 Actual \$	2022/23 Budget \$
11. Program Information (Continued)			
Income and Expenses (Continued)			
Expenses			
Governance	5,838,662	6,342,511	7,376,219
General Purpose Funding	1,226,689	1,239,092	1,271,466
Law, Order & Public Safety	3,257,357	3,032,514	3,529,616
Health	1,422,260	1,391,558	1,455,784
Education and Welfare	322,616	743,946	676,764
Housing	413,893	347,468	1,347,778
Community Amenities	17,587,776	14,208,739	13,935,300
Recreation and Culture	34,518,416	30,751,398	29,616,214
Transport	30,774,482	28,120,200	30,178,465
Economic Services	5,783,051	4,621,784	4,678,723
Other Property and Services	2,055,586	3,674,886	2,687,460
Total Expenses	103,200,788	94,474,096	96,753,789
Net Result	9,238,791	22,071,556	17,811,649

City of Busselton

Budget

For the Year Ended 30th June 2024

Notes to and Forming Part of the Budget

	2023/24 Budget \$	2022/23 Actual \$	2022/23 Budget \$
12. Other Information			
The Net Result Includes as Revenues			
(a) Interest Earnings			
Investments			
- Reserve Funds	2,550,492	2,235,001	1,250,000
- Restricted Funds	0	0	0
- Other Funds	1,300,000	1,675,491	360,000
Other Interest Revenue	455,000	463,544	409,250
	4,305,492	4,374,036	2,019,250
(b) Other Revenue			
Reimbursements and Recoveries	1,057,117	1,620,742	970,951
Other	0	0	0
	1,057,117	1,620,742	970,951
The Net Result Includes as Expenses			
(c) Auditors Remuneration			
Audit	68,250	60,900	60,000
Other Services	4,668	0	2,565
	72,918	60,900	62,565
(d) Interest Expenses (Finance Costs)			
Overdraft Interest	0	0	0
Debentures (refer Note 7(a))	1,747,441	1,710,755	1,711,811
Leases (refer Note 8)	2,434	13,410	10,862
	1,749,875	1,724,165	1,722,673
(e) Write Offs			
General Rates	0	0	0
Specified Area Rates	0	0	0
Fees and Charges	0	0	0
	0	0	0
(f) Rental Charges			
Operating Leases	0	0	0
Capital Leases	114,651	251,426	250,974
	114,651	251,426	250,974

City of Busselton

Budget

For the Year Ended 30th June 2024

Notes to and Forming Part of the Budget

13. Elected Members Remuneration	2023/24 Budget \$	2022/23 Actual \$	2022/23 Budget \$
The following fees, expenses and allowances were budgeted/ paid to council members and/or the mayor.			
<u>Member</u>			
<u>Mayor Grant Henley</u>			
Allowance	93,380	91,997	91,997
Sitting Fees	49,435	48,704	48,704
Communication Allowance	3,500	3,500	3,500
Other Allowances/ Reimbursements	0	516	0
	146,315	144,717	144,201
<u>Deputy Mayor Councillor Paul Carter</u>			
Allowance	23,345	22,999	22,999
Sitting Fees	32,960	32,470	32,470
Travelling Allowance – Councillors Meetings	0	0	0
Communication Allowance	3,500	3,500	3,500
Other Allowances/ Reimbursements	0	0	0
	59,805	58,969	58,969
<u>Councillor Kate Cox</u>			
Sitting Fees	32,960	32,470	32,470
Travelling Allowance – Councillors Meetings	0	214	0
Communication Allowance	3,500	3,500	3,500
Other Allowances/ Reimbursements	0	0	0
	36,460	36,184	35,970
<u>Councillor Phill Cronin</u>			
Sitting Fees	32,960	32,470	32,470
Travelling Allowance – Councillors Meetings	0	4,229	0
Communication Allowance	3,500	3,500	3,500
Other Allowances/ Reimbursements	0	0	0
	36,460	40,199	35,970
<u>Councillor Ross Paine</u>			
Sitting Fees	32,960	32,470	32,470
Travelling Allowance – Councillors Meetings	0	0	0
Communication Allowance	3,500	3,500	3,500
Other Allowances/ Reimbursements	0	0	0
	36,460	35,970	35,970
<u>Councillor Sue Riccelli</u>			
Sitting Fees	32,960	32,470	32,470
Travelling Allowance – Councillors Meetings	0	1,452	0
Communication Allowance	3,500	3,500	3,500
Other Allowances/ Reimbursements	0	0	0
	36,460	37,422	35,970

City of Busselton

Budget

For the Year Ended 30th June 2024

Notes to and Forming Part of the Budget

13. Elected Members Remuneration (Continued)	2023/24 Budget	2022/23 Actual	2022/23 Budget
<u>Member</u>	\$	\$	\$
<u>Councillor Anne Ryan</u>			
Sitting Fees	32,960	32,470	32,470
Travelling Allowance – Councillors Meetings	0	2,838	0
Communication Allowance	3,500	3,500	3,500
Other Allowances/ Reimbursements	0	0	0
	36,460	38,808	35,970
<u>Councillor Jodie Richards</u>			
Sitting Fees	32,960	32,470	32,470
Travelling Allowance – Councillors Meetings	0	581	0
Communication Allowance	3,500	3,500	3,500
Other Allowances/ Reimbursements	0	0	0
	36,460	36,551	35,970
<u>Councillor Mikayla Love</u>			
Sitting Fees	32,960	32,470	32,470
Travelling Allowance – Councillors Meetings	0	939	0
Communication Allowance	3,500	3,500	3,500
Other Allowances/ Reimbursements	0	294	0
	36,460	37,203	35,970
Balance of allowances to be allocated upon claims	14,588	0	0
	475,928	466,023	470,863
<u>TOTAL ALL MEMBERS</u>			
Allowance	116,725	114,996	114,996
Sitting Fees	313,115	308,464	308,464
Travelling Allowance – Councillors Meetings	0	10,253	0
Communication Allowance	31,500	31,500	31,500
Other Allowances/ Reimbursements	0	810	0
Balance of allowances to be allocated upon claims	14,588	0	15,903
	475,928	466,023	470,863

City of Busselton

Budget

For the Year Ended 30th June 2024

Notes to and Forming Part of the Budget

14. Major Land Transactions

It is not intended that the Council will participate in any major land transactions during the 2023/24 financial year pursuant to S3.59 of the Local Government Act and Part 3 of the Local Government Functions and General Regulations.

15. Major Trading Undertakings

It is not intended that the Council will participate in any major trading undertakings during the 2023/24 financial year.

16. Interest in Joint Arrangements

Council will not participate in any joint ventures during the 2023/24 financial year.

17. Trust Funds

Funds held at balance date which are required by legislation to be credited to the trust fund and which are not included in the financial statements are as follows:

	Balance 1/07/2023	Amounts Received	Amounts Paid	Balance 30/06/2024
	\$	\$	\$	\$
Building Training Levy	123,704	400,000	(423,704)	100,000
BCITF Levy	18,873	70,000	(73,873)	15,000
Nomination Deposits	0	1,000	(1,000)	0
Cash in Lieu of Public Open Space	369,354	10,000	(19,354)	360,000
Contiguous Local Authority Group (CLAG)	30,642	5,000	(5,642)	30,000
	<u>542,573</u>	<u>486,000</u>	<u>(523,573)</u>	<u>505,000</u>

18. Fees & Charges Revenue


	2023/24 Budget	2022/23 Actual	2022/23 Budget
	\$	\$	\$
Governance	18,650	14,644	0
General Purpose Funding	90,393	75,834	87,000
Law, Order & Public Safety	166,873	156,719	175,379
Health	733,327	705,652	596,097
Education and Welfare	17,807	26,687	17,134
Housing	550,994	540,001	517,207
Community Amenities	9,965,827	10,238,789	9,540,602
Recreation and Culture	3,228,837	3,277,211	3,088,784
Transport	4,650,455	4,754,571	3,344,102
Economic Services	2,970,340	2,615,981	2,481,120
Other Property and Services	10,890	11,592	46,596
	<u>22,404,393</u>	<u>22,417,681</u>	<u>19,894,021</u>



ANNUAL BUDGET

**MEMORANDUM OF IMPOSING RATES &
CHARGES**

2023-2024



**Memorandum of Imposing Rates and Charges
2023/24**

SCHEDULE OF RATES CHARGES LEVIED

**RATEABLE PROPERTY AS DESIGNATED AND DESCRIBED IN THE SCHEDULES TO THE CITY OF BUSSELTON
(VALUATION AND RATING) ORDER 1985 (AS AMENDED)**

Rating by Land Used or Held or Zoned - Gross Rental Valuations

Land Used or Held or Zoned Differential Rating Groups

- ❖ **Residential (Improved/Vacant)**
Rateable land used or held or zoned for residential purposes as defined by Council and/or in zoning areas categorised within its Local Planning Scheme No. 21 (or an equivalent zoning in any replacement scheme) for rating purposes.

Rate in the Dollar: \$0.085327
- ❖ **GRV Holiday Home**
Rateable land wholly or partly used or held or zoned for Holiday Home purposes as defined by Council and/or in zoning areas categorised within its Local Planning Scheme No. 21 (or an equivalent zoning in any replacement scheme) for rating purposes.

Rate in the Dollar: \$0.094813
- ❖ **Commercial (Improved/Vacant)**
Rateable land wholly or partly used or held or zoned for Commercial purposes as defined by Council and/or in land zoning areas categorised within its Local Planning Scheme No. 21 (or an equivalent zoning in any replacement scheme) for rating purposes.

Rate in the Dollar: \$0.112218
- ❖ **Industrial (Improved/Vacant)**
Rateable land wholly or partly used or held or zoned for Industrial purposes as defined by Council and/or in land zoning areas categorised within its Local Planning Scheme No. 21 (or an equivalent zoning in any replacement scheme) for rating purposes.

Rate in the Dollar: \$0.119475


Rating By Land Used or Held or Zoned – Unimproved Valuations

Land Used or Held or Zoned Differential Rating Groups

- ❖ **Primary Production**
Rateable land used or held or zoned for bona-fide Primary Production purposes as defined by Council categorised for rating purposes.

Rate in the Dollar: \$0.003517
- ❖ **UV Rural**
Rateable land wholly or partly used or held or zoned for non-primary or non-commercial purposes as defined by Council categorised for rating purposes.

Rate in the Dollar: \$0.003327



**Memorandum of Imposing Rates and Charges
2023/24**

SCHEDULE OF RATES CHARGES LEVIED

**RATEABLE PROPERTY AS DESIGNATED AND DESCRIBED IN THE SCHEDULES TO THE CITY OF BUSSELTON
(VALUATION AND RATING) ORDER 1985 (AS AMENDED)**


Rating by Land Used or Held or Zoned – Unimproved Valuations - Continued

Land Used or Held or Zoned Differential Rating Groups

- ❖ **UV Holiday Home** **Rate in the Dollar: \$0.003289**
Rateable land that is wholly or partly used or held or zoned for holiday home purposes as defined by Council categorised for rating purposes.
- ❖ **UV Commercial** **Rate in the Dollar: \$0.006368**
Rateable land wholly or partly used or held or zoned for Commercial purposes as defined by Council categorised for rating purposes.

Minimum Payments

- ❖ **Minimum Payment – Residential, Commercial, Industrial & Primary Production** **\$1,517.00**
A minimum payment on all rateable land wholly or partly used or held or zoned for Residential, Commercial, Industrial or Primary Production purposes as defined by Council, categorised for rating purposes. This is set as the least amount of rates payable by a rateable property to ensure a fair and equitable contribution towards overall rating revenue.
- ❖ **Minimum Payment – UV Rural** **\$1,656.00**
A minimum payment in respect of all rateable land wholly or partly used or held or zoned for non-primary or non-commercial purposes as defined by Council, categorised for rating purposes. This is set as the least amount of rates a rates payable by a rateable property to ensure a fair and equitable contribution towards overall rating revenue.
- ❖ **Minimum Payment – GRV Holiday Home** **\$1,576.00**
A minimum payment per annum in respect of all rateable land wholly or partly used or held or zoned for holiday home purposes as defined by Council, categorised for rating purposes. This is set as the least amount of rates payable by a rateable property to ensure a fair and equitable contribution towards overall rating revenue.
- ❖ **Minimum Payment – UV Holiday Home** **\$1,822.00**
A minimum payment per annum in respect of all rateable land that is wholly or partly used or held or zoned for holiday home purposes as defined by Council, categorised for rating purposes. This is set as the least amount of rates payable by a rateable property to ensure a fair and equitable contribution towards overall rating revenue.



**Memorandum of Imposing Rates and Charges
2023/24**

SCHEDULE OF RATES CHARGES LEVIED

**RATEABLE PROPERTY AS DESIGNATED AND DESCRIBED IN THE SCHEDULES TO THE CITY OF BUSSELTON
(VALUATION AND RATING) ORDER 1985 (AS AMENDED)**

Specified Area Rates - Gross Rental Valuations


- ❖ **Port Geographe** **Rate in the Dollar: \$0.013964**
To all properties within the area known as Port Geographe, in order to meet the obligations of the City under the Port Geographe Management Deed. The rate is applied to all properties within the area of former Town Planning Scheme No. 19 based upon a property's Gross Rental Value.

- ❖ **Provence** **Rate in the Dollar: \$0.012739**
To all properties within the area known as the Provence Subdivision (Busselton Airport North), in order to hold funds for the maintenance of the approved higher standard of landscaping within the Provence subdivision in accordance with Council resolution C0806/172.

- ❖ **Vasse** **Rate in the Dollar: \$0.015803**
To all properties within the area known as the Vasse (Birchfields) Subdivision, in order to hold funds for the maintenance of the approved higher standard of landscaping within the Vasse (Birchfields) subdivision in accordance with Council resolution C0806/173.

Specified Area Rates - Unimproved Valuations

- ❖ **Provence** **Rate in the Dollar: \$0.000135**
To all properties within the area known as the Provence Subdivision (Busselton Airport North), in order to hold funds for the maintenance of the approved higher standard of landscaping within the Provence subdivision in accordance with Council resolution C0806/172.



**Memorandum of Imposing Rates and Charges
2023/24**

SCHEDULE OF RATES CHARGES LEVIED

**RATEABLE PROPERTY AS DESIGNATED AND DESCRIBED IN THE SCHEDULES TO THE CITY OF BUSSELTON
(VALUATION AND RATING) ORDER 1985 (AS AMENDED)**


Waste Collection Charges

- ❖ **Domestic Rubbish Collection Service** **Fee: \$183.40**
 Charged per annum for a one weekly collection of one 240 litre mobile bin (or 2 @ 120 litre mobile bin) placed in a position on the road verge, accessible to Council's refuse collection vehicle.
Expected total annual yield: \$3,742,644
- ❖ **Domestic & Commercial Recycling Collection Service** **Fee: \$89.40**
 Charged per annum for a one fortnightly collection from a Council supplied 240 litre mobile recycling bin, placed in a position on the road verge, accessible to Council's collection contractors.
Expected total annual yield: \$1,874,628
- ❖ **Commercial Collection Service** **Fee: \$183.40**
 Charged per annum for one standard service collected on a weekly basis.
Expected total annual yield: \$306,645

Waste Infrastructure Rates and Minimum Rates

In accordance with (Section 66(1) Waste Avoidance and Resource Recovery Act 2007) and, in accordance section 66(3) of the WARR Act, apply the minimum payment provisions of section 6.35 of the Local Government Act 1995, imposes a Waste Infrastructure Rate as follows:

- ❖ **Gross Rental Valuation – All General Properties** **Rate in the Dollar: \$0.000010**
- ❖ **Gross Rental Valuation - All General Properties** **Minimum Rate - \$87.50**
 A minimum payment per annum in respect of every lot, location or other piece of rateable land within the Gross Rental Valuation Rate Groups. This is set as the least amount of rates any ratepayer will be bound to pay, ensuring a fair and equitable commitment towards the overall Waste Infrastructure rate levy.
- ❖ **Unimproved Valuation - All General Properties** **Rate in the Dollar: \$0.000004**
- ❖ **Unimproved Valuation - All General Properties** **Minimum Rate - \$87.50**
 A minimum payment per annum in respect of every lot, location or other piece of rateable land within the Unimproved Valuation Land Use Rate Groups. This is set as the least amount of rates any ratepayer will be bound to pay, ensuring a fair and equitable commitment towards the overall Waste Infrastructure rate levy.
Expected total annual yield: \$2,175,425



**Memorandum of Imposing Rates and Charges
2023/24**


SCHEDULE OF RATES CHARGES LEVIED

**RATEABLE PROPERTY AS DESIGNATED AND DESCRIBED IN THE SCHEDULES TO THE CITY OF BUSSELTON
(VALUATION AND RATING) ORDER 1985 (AS AMENDED)**

Rates and Charges - Payment Dates

- ❖ **Payment Option One – Payment in Full**
By single payment within at minimum 35 days from date of issue of the rate notice:-
Full Payment Date: 15th September 2023
- ❖ **Payment Option Two – Instalments Every Two Months**
By four equal or near equal instalments on the:-
 - 1st Instalment Payment Date: 15th September 2023**
 - 2nd Instalment Payment Date: 15th November 2023**
 - 3rd Instalment Payment Date: 15th January 2024**
 - 4th Instalment Payment Date: 15th March 2024**
- ❖ **Payment Option Three – Weekly EasyRates Instalments**
By 40 equal or near equal weekly instalments with 1st payment date being: **15th September 2023**
With subsequent payments as per the below dates:
- ❖ **Payment Option Four – Fortnightly EasyRates Instalments**
By 20 equal or near equal fortnightly instalments with 1st payment date being: **15th September 2023**
With subsequent payments as per the below dates:
- ❖ **Payment Option Five – Monthly EasyRates Instalments**
By 10 equal or near equal monthly instalments with 1st payment date being: **15th September 2023**
With subsequent payments as per the below dates:

EASYPAY DIRECT DEBIT PAYMENT DATES - 2023/24			
Weekly		Fortnightly	Monthly
Friday, 15 September 2023	Friday, 2 February 2024	Friday, 15 September 2023	Friday, 15 September 2023
Friday, 22 September 2023	Friday, 9 February 2024	Friday, 29 September 2023	Friday, 20 October 2023
Friday, 29 September 2023	Friday, 16 February 2024	Friday, 13 October 2023	Friday, 17 November 2023
Friday, 6 October 2023	Friday, 23 February 2024	Friday, 27 October 2023	Friday, 15 December 2023
Friday, 13 October 2023	Friday, 1 March 2024	Friday, 10 November 2023	Friday, 19 January 2024
Friday, 20 October 2023	Friday, 8 March 2024	Friday, 24 November 2023	Friday, 16 February 2024
Friday, 27 October 2023	Friday, 15 March 2024	Friday, 8 December 2023	Friday, 15 March 2024
Friday, 3 November 2023	Friday, 22 March 2024	Friday, 22 December 2023	Friday, 19 April 2024
Friday, 10 November 2023	Tuesday, 2 April 2024 ##	Friday, 5 January 2024	Friday, 17 May 2024
Friday, 17 November 2023	Friday, 5 April 2024	Friday, 19 January 2024	Friday, 21 June 2024
Friday, 24 November 2023	Friday, 12 April 2024	Friday, 2 February 2024	##Denotes Public Holiday - Direct Debit Will Be Processed The Next Working Day
Friday, 1 December 2023	Friday, 19 April 2024	Friday, 16 February 2024	
Friday, 8 December 2023	Friday, 26 April 2024	Friday, 1 March 2024	
Friday, 15 December 2023	Friday, 3 May 2024	Friday, 15 March 2024	
Friday, 22 December 2023	Friday, 10 May 2024	Tuesday, 2 April 2024 ##	
Friday, 29 December 2023	Friday, 17 May 2024	Friday, 12 April 2024	
Friday, 5 January 2024	Friday, 24 May 2024	Friday, 26 April 2024	
Friday, 12 January 2024	Friday, 31 May 2024	Friday, 10 May 2024	
Friday, 19 January 2024	Friday, 7 June 2024	Friday, 24 May 2024	
Monday, 29 January 2024 ##	Friday, 14 June 2024	Friday, 7 June 2024	



**Memorandum of Imposing Rates and Charges
2023/24**

SCHEDULE OF RATES CHARGES LEVIED

**RATEABLE PROPERTY AS DESIGNATED AND DESCRIBED IN THE SCHEDULES TO THE CITY OF BUSSELTON
(VALUATION AND RATING) ORDER 1985 (AS AMENDED)**


Rates and Charges - Associated Charges

Instalment Options

- ❖ **Two Monthly or EasyRates Instalment Option Interest Rate** **Rate: 5.50%**
Charged where the one of these instalment options is elected, for the period of the option and because of the additional payment period allowed under these options. Excludes properties that are eligible to a FULL State Government rebate.
 - ❖ **Two Monthly Instalment Option Administration Fee** **Fee: \$19.50**
Charged where the four two monthly instalment option is elected. Excludes properties that are eligible to a FULL State Government rebate.
 - ❖ **Weekly Instalment Option Administration Fee** **Fee: \$32.50**
Charged where the weekly instalment option is elected. Excludes properties that are eligible to a FULL State Government rebate.
 - ❖ **Fortnightly Instalment Option Administration Fee** **Fee: \$27.20**
Charged where the fortnightly instalment option is elected. Excludes properties that are eligible to a FULL State Government rebate.
 - ❖ **Monthly Instalment Option Administration Fee** **Fee: \$21.90**
Charged where the monthly instalment option is elected. Excludes properties that are eligible to a FULL State Government rebate.
- Budgeted annual yield: \$420,000**
- ❖ **Overdue Interest** **Rate: 7.00%**
Charged per annum on a simple interest calculation basis on all overdue Rates, Emergency Services Levies, Waste Charges, Pool Charges, Other Fees, Debt Recovery Costs and Instalments. Excludes properties that are eligible to a FULL State Government rebate.
- Budgeted annual yield: \$155,000**

Inspection Charges

- ❖ **Swimming Pool Fee** **Fee: \$58.45**
Charged per annum for properties that have on them a swimming pool, for an approved Council officer to inspect the safety requirements.
- Expected total annual yield: \$93,870**



**Memorandum of Imposing Rates and Charges
2023/24**

SCHEDULE OF RATES CHARGES LEVIED

**RATEABLE PROPERTY AS DESIGNATED AND DESCRIBED IN THE SCHEDULES TO THE CITY OF BUSSELTON
(VALUATION AND RATING) ORDER 1985 (AS AMENDED)**

Rate Concessions

In accordance with Section 6.47 of the Local Government Act 1995, the following concessions are to be provided:

❖ **Local Government Boundary Adjustment**

Properties that are divided by local government boundaries are provided concessional treatment to counteract the effects of any minimum payment being potentially applied twice, or rated where the value would raise more than the minimum.

No of Properties That Have Valuations: 1	Estimated Total Rating Income Reduction	\$16.42
--	---	----------------

❖ **Non Rated Entities**

This group includes leased properties that do not have rating liability clauses within the lease and/or properties occupied by organisations and associations that provide community services that have not been rated.

No of Properties That Have No Valuations: 10	Estimated Total Rating Income Reduction	\$0.00
--	---	---------------

No of Properties That Have Valuations: 32	Estimated Total Rating Income Reduction	\$217,267.71
---	---	---------------------

Estimated Total Cost of Concessions		\$217,284.13
--	--	---------------------

Rate Exemptions

In accordance with Section 6.26 of the Local Government Act 1995, the following rate exemptions are being provided:

❖ **Education – S6.26 (f)**

This group are properties that are used as non-government schools.

No of Properties That Have No Valuations: 3	Estimated Total Rating Income Reduction	\$0.00
---	---	---------------

No of Properties That Have Valuations: 7	Estimated Total Rating Income Reduction	\$304,677.94
--	---	---------------------

❖ **Religious – S6.26 (d)**

This group are properties that are used or held for religious purposes.

No of Properties That Have No Valuations: 3	Estimated Total Rating Income Reduction	\$0.00
---	---	---------------

No of Properties That Have Valuations: 14	Estimated Total Rating Income Reduction	\$91,248.70
---	---	--------------------

❖ **Exempt – S6.26 (g)**


This group are properties that are used for charitable purposes.

No of Properties That Have No Valuations: 0	Estimated Total Rating Income Reduction	\$0.00
---	---	---------------

No of Properties That Have Valuations: 69	Estimated Total Rating Income Reduction	\$354,526.54
---	---	---------------------

Estimated Total Cost of Exemptions		\$750,453.18
---	--	---------------------

Total Estimated Rates Concessions & Exemptions		\$967,737.31
---	--	---------------------



**Memorandum of Imposing Rates and Charges
2023/24**

SCHEDULE OF RATES CHARGES LEVIED

**RATEABLE PROPERTY AS DESIGNATED AND DESCRIBED IN THE SCHEDULES TO THE CITY OF BUSSELTON
(VALUATION AND RATING) ORDER 1985 (AS AMENDED)**

Objects and Reasons for Differential Rates

The overall object of the City's differential rates is to raise rate revenue in a manner that is simple, efficient and equitable to all ratepayers within the district. The objects and reasons for each differential rating category are as follows:

Differential Rates – Gross Rental Valuations (GRV)

❖ **Residential (Improved/Vacant)**

The object of this category is to apply a differential general rate or minimum payment to land used or held or zoned for residential purposes. And to act as the City's benchmark differential rate and minimum payment by which all other GRV rated properties are assessed.

The reason for this rate is to ensure that all ratepayers make a reasonable contribution towards the ongoing maintenance and provision of works, services and facilities throughout the City.

❖ **GRV Holiday Home**

The object of this category is to apply a differential rate or minimum payment to land with a Gross Rental Value that is wholly or partly used or held or zoned for Holiday Home purposes.

The reason for this rate, which is over and above that for ordinary Residential mentioned above, is in order to assist with the funding of Tourism, Marketing, Events and Economic Development related projects throughout the district.

❖ **Commercial (Improved/Vacant)**


The object of this category is to apply a differential rate or minimum payment to land wholly or partly used or held or zoned for Commercial purposes

The reason for this rate is in order to assist with the funding of Tourism, Marketing, Events and Economic Development related projects throughout the district.

❖ **Industrial (Improved/Vacant)**

The object of this category is to apply a differential rate or minimum payment to land wholly or partly used or held or zoned for Industrial purposes.

The reason for this rate is in order to assist with the funding of Tourism, Marketing, Events and Economic Development related projects throughout the district.



**Memorandum of Imposing Rates and Charges
2023/24**

SCHEDULE OF RATES CHARGES LEVIED

**RATEABLE PROPERTY AS DESIGNATED AND DESCRIBED IN THE SCHEDULES TO THE CITY OF BUSSELTON
(VALUATION AND RATING) ORDER 1985 (AS AMENDED)**

Objects and Reasons for Differential Rates – cont'd

Differential Rates – Unimproved Valuations (UV)

❖ **Primary Production**

The object of this category is to apply a differential general rate or minimum payment to land used or held or zoned for bona-fide farming and is to act as the City's benchmark differential rate by which all other UV rated properties are assessed.

The reason for this rate is to ensure that all ratepayers make a reasonable contribution towards the ongoing maintenance and provision of works, services and facilities throughout the City.

❖ **UV Rural**

The object of this category is to apply a differential rate or minimum payment to land used or held or zoned for non-primary production or non-commercial purposes.

The reason for this rate is to acknowledge that the majority of properties in this category are typically of a rural residential nature and that the level of rating should be more reflective of such use.

❖ **UV Holiday Home**


The object of this category is to apply a differential rate or minimum payment to land with an Unimproved Value that is wholly or partly used or held or zoned for Holiday Home purposes.

The reason for this rate is in order to assist with the funding of Tourism, Marketing, Events and Economic Development related projects throughout the district.

❖ **UV Commercial**

The object of this category is to apply a differential rate or minimum payment to land with an Unimproved Value that is wholly or partly used or held or zoned for commercial purposes.

The reason for this rate is in order to assist with the funding of Tourism, Marketing, Events and Economic Development related projects throughout the district, and to achieve a fair and equitable level of rating between commercial properties within both the UV and GRV differential rating categories.



**Memorandum of Imposing Rates and Charges
2023/24**

SCHEDULE OF RATES CHARGES LEVIED

**RATEABLE PROPERTY AS DESIGNATED AND DESCRIBED IN THE SCHEDULES TO THE CITY OF BUSSELTON
(VALUATION AND RATING) ORDER 1985 (AS AMENDED)**


Rates Estimated Statistical Information

❖ **Non-Minimum Payments**

Rate Groups	UV/GRV	Rate In The \$	No of Properties	Valuations \$	Levied Amount \$
Residential	GRV	0.085327	14,681	343,305,656	29,293,186
Residential - Vacant Land	GRV	0.085327	224	7,986,673	681,478
GRV Holiday Home	GRV	0.094813	805	20,193,420	1,937,110
Industrial	GRV	0.119475	459	23,228,557	2,775,230
Industrial - Vacant Land	GRV	0.119475	45	1,128,000	134,768
Commercial	GRV	0.112218	1,271	81,062,551	9,096,670
Commercial - Vacant Land	GRV	0.112218	50	2,558,352	287,093
Primary Production	UV	0.003517	720	786,553,000	2,766,304
UV Rural	UV	0.003327	1,478	1,074,056,000	3,573,378
UV Commercial	UV	0.006368	155	133,300,000	848,854
UV Holiday Home	UV	0.003289	127	85,943,000	282,666
Totals			20,015	2,559,315,209	51,676,737

❖ **Minimum Payments**

Rate Groups	UV/GRV	Min Rate \$	No of Properties	Valuations \$	Levied Amount \$
Residential	GRV	1,517.00	1,432	23,798,810	2,172,344
Residential - Vacant Land	GRV	1,517.00	1,231	9,608,826	1,867,427
GRV Holiday Home	GRV	1,576.00	29	462,020	45,704
Industrial	GRV	1,517.00	19	198,132	28,823
Industrial - Vacant Land	GRV	1,517.00	0	0	0
Commercial	GRV	1,517.00	634	5,561,069	961,778
Commercial - Vacant Land	GRV	1,517.00	52	350,940	78,884
Primary Production	UV	1,517.00	270	85,243,000	409,590
UV Rural	UV	1,656.00	1,003	311,700,700	1,660,968
UV Commercial	UV	1,517.00	89	6,029,044	135,013
UV Holiday Home	UV	1,822.00	44	21,353,000	80,168
Totals			4,803	464,305,541	7,440,699



**Memorandum of Imposing Rates and Charges
2023/24**

SCHEDULE OF RATES CHARGES LEVIED

**RATEABLE PROPERTY AS DESIGNATED AND DESCRIBED IN THE SCHEDULES TO THE CITY OF BUSSELTON
(VALUATION AND RATING) ORDER 1985 (AS AMENDED)**

❖ **Specified Area Rates**

Groups	UV/GRV	Rate In The \$	No of Properties	Valuations \$	Levied Amount \$
Port Geographe	GRV	0.013964	750	17,734,962	247,652
Provence GRV	GRV	0.012739	729	16,093,990	205,021
Provence UV	UV	0.000135	2	6,036,000	815
Vasse GRV	GRV	0.015803	566	12,786,080	202,058
Totals			2,047	52,651,032	655,546

❖ **Totals Levied**

Groups	UV/GRV	No of Properties	Valuations \$	Total Levied Amount \$
Valuation Group	GRV	20,932	519,443,006	49,360,496
Valuation Group	UV	3,886	2,504,177,744	9,756,940
Specified Area Groups	UV/GRV	2,047	52,651,032	655,546
Totals		26,865	3,076,271,782	59,772,981



City of Busselton
Geographe Bay

ANNUAL BUDGET

SCHEDULE OF FEES & CHARGES
2023-2024

CITY OF BUSSELTON**Proposed Schedule of Fees & Charges****2023/24 Financial Year****Table of Contents**

<u>PLANNING AND DEVELOPMENT SERVICES</u>	Page No.
<u>Building Related Fees</u>	
-Uncertified Building Applications	1
-Certified Building Applications	1
-Demolition Permit	2
-Occupancy Permit	2
-Building Approval Certificates	2
-Certificate of Design Compliance	3
-Certificate of Construction Compliance	3
-Certificate of Building Compliance	3
-Building Plan Searches	4
-Building Inspections and Reports	4
-Swimming Pool Inspections	4
-Building Certificates and Written Advice (Building Act 2011)	4
<u>Health Related Fees</u>	
-Food Premises Fees	4
-Stall Holders	4
-Traders	5
-Outdoor Eating Facility	5
-Public Building Fees	5
-Water Sampling Fees	5
-Park Home, Annexe & Miscellaneous Caravan Park Fees	5
-Animal Registration Fees	5
-Lodging House Registration Fees	6
-Temporary Accommodation Approval Fees	6
-Holiday Homes	6
-Effluent Disposal Fee	6
-Noise Regulation Fees	6
-General Fees	6
<u>Town Planning Related Fees</u>	
-Development Application Fees	6
-Other Application Fees	7
-Miscellaneous	8
-Legal Agreements	8
<u>Ranger & Fire Service Related Fees</u>	
-Animal Control	8
-Impounding Fees - Animals	9
-Impounding Fees - Other	10
-Ranger & Fire Services - Admin Costs	10
-Ranger & Fire Services - Miscellaneous	10

CITY OF BUSSELTON**Proposed Schedule of Fees & Charges****2023/24 Financial Year****Table of Contents**

<u>ENGINEERING AND WORKS SERVICES</u>	Page No.
<u>Meelup Regional Park</u>	
-Competitor Charges	11
-Event Bonds	11
-Brochures	11
<u>Miscellaneous</u>	
-Bonds - Private Vehicle Access to Parks and Reserves	11
-Major Projects	11
-Reinstatements/ Private Works	11
-Other Crossing Place Related Services	11
<u>Road/ Traffic Related Fees</u>	
-Closure of Roads	12
-Road Openings	12
-Exploration Drilling Licences	12
-Traffic Management	12
-Heavy Haulage Condition Requests	12
-Directional Signs for Tourist Attractions and Services	12
<u>Subdivision Related Fees</u>	
-Subdivision Supervision Fees	12
-Early Subdivision Clearance	12
<u>Miscellaneous Fees</u>	
-Gate Permits	12
-Road Traffic Warning Signs	13
-General Sign Works	13
-Fireworks Application Approval Fee	13
-Sale of Used Paving Stock	13
<u>Waste Disposal and Sanitation Fees</u>	
<u>Domestic Waste - Busselton & Dunsborough</u>	13
-General Domestic Waste (Sorted and Separated)	13
-Domestic Bricks and Concrete	13
-Clean Domestic Greenwaste	13
-Unsorted Mixed Waste including Recyclables (not containing Asbestos)	13
-Other Miscellaneous Charges	13
<u>Busselton Non-residential or Weighbridge Unavailable</u>	
-Clean Greenwaste	14
-Miscellaneous Commercial Charges	14
<u>Dunsborough - Weighbridge Charges</u>	
-General Waste	15
-Unsorted Mixed Waste including Recyclables	15
-Green Waste (clean)	15
-Bricks and Concrete (uncontaminated) - Dunsborough Only	16
-Other Commercial Waste - Dunsborough Only	16
-Bin Hire Charges	16

CITY OF BUSSELTON

Proposed Schedule of Fees & Charges

2023/24 Financial Year

Table of Contents

<u>FINANCE AND CORPORATE SERVICES</u>	Page No.
<u>Administration/ Miscellaneous Fees</u>	
<u>Sale of Documents</u>	
- Council Minutes	17
- Electoral Rolls	17
- Publications	17
<u>Photocopying Charges</u>	17
<u>City of Busselton Licence Plates</u>	17
	17
<u>Rates and Finance Charges</u>	
-Rates/ Property Related Matters	17
-Financial Transactions	17
-Loan Raising Fees	18
<u>Mapping & Property Information</u>	
-GIS Mapping and Property Information	18
-Town Planning Scheme No. 21	18
<u>Cemetery Fees</u>	
-Land Grant For Right of Burial	18
-Burial Charge	19
-Exhumation	19
-Interment of Ashes	19
-Monuments / Memorials	19
-Miscellaneous Charges	19

CITY OF BUSSELTON**Proposed Schedule of Fees & Charges****2023/24 Financial Year****Table of Contents**

<u>COMMUNITY & COMMERCIAL SERVICES</u>	Page No.
<u>Staging Of Concerts</u>	
-Application Fee	21
-Licence Fee/ Service Charge	21
-Ground Hire Fee	21
-Community Amenity Bond	21
-Loadings and Allowances	21
-Ground Hire Bond	21
<u>Events and Casual Ground Hire</u>	
-Application Fee	21
-Commercial Event - City Infrastructure Bond	21
-Ground Hire Bonds (to be applied to Community Events)	22
-Commercial Use of Sports Grounds	22
-Commercial Use of Reserves (Other Reserves)	22
-Community Use of Sports Grounds	22
-Use of Public Grounds for Markets	22
-Use of Busselton Foreshore Stage	22
-Jetty Closure Fee	22
<u>Events - Equipment Hire & Signage</u>	
-Event Works fees	22
-Hire of Track Mat	22
-Hire of Grandstands	22
-Event Signage	22
<u>Miscellaneous</u>	
-Commercial Hire Site Traders (Non Food)	23
-Commercial Activity Permit (Non Food)	23
-Foreshore Kiosk Permit - Busselton Foreshore	23
-Commercial Use of Marine Berthing Platforms - Whale Watching /Tour Vessels	23
-Commercial Use of Marine Berthing Platforms - Cruise Ship Vessels	24
<u>Busselton Cultural Precinct</u>	
-Saltwater Performing Arts & Convention Centre	24
-Saltwater Art Gallery	24
-Bond Store Gallery	25
-New Courtroom	25
-Ballaarat House	25
-Fodder Room	25
-Old Courthouse Courtyard	25
-Other Fees & Charges	25
<u>Library Charges</u>	25
<u>Busselton-Margaret River Airport</u>	
-Passenger Fees	26
-Landing Fees and General Aviation Charges	26
-Car Park	26
-Public Car Park	27
-Other Fees	27
<u>Busselton jetty</u>	
-Busselton Jetty Entry Fees	27
-Busselton Jetty Misc Fees	27
<u>Busselton Jetty Tourist Park</u>	
-Powered Sites	28
-Onsite Park Homes	28
-Semi Permanent Sites	29

CITY OF BUSSELTON**Proposed Schedule of Fees & Charges****2023/24 Financial Year****Table of Contents**

-Miscellaneous	30
<u>Hire Facilities - Halls, CRC, YCAB & Undalup Function Room</u>	
-Facility Hire Bonds	30
-Miscellaneous Facility fees	30
<u>Churchill Park Hall</u>	30
<u>High Street Hall</u>	30
<u>Rural Halls (Yallingup, Yoongarillup)</u>	31
<u>Undalup Room</u>	31
<u>Busselton Community Resource Centre</u>	31
<u>Busselton Youth and Community Activity Building</u>	31
<u>Ground Hire Charges</u>	
-Association of Senior Players	32
-Association of Junior Players	32
-Exceptions to Senior and Junior Players	32
-Outdoor Court Hire Levies	32
-Outdoor Exercise Sites	32
<u>Geographe Leisure Centre</u>	32
-Swimming Pool	33
-Group Fitness	33
-Personal/ Group Training	33
-Aerobics/ Aquarobics	33
-Sports Stadium	33
-Crèche/ Activity Room	34
-Membership Packages	34
-Corporate Packages	35
-Health Suites	35
-Room Hire	35
<u>Naturaliste Community Centre</u>	35
-Stadium	36
-Multi Purpose Activity Room (full)	36
-Multi Purpose Activity Room (half)	36
-Family Activity Area	36
-Community Office Space	36
-Kitchen Servery Area (in addition to other bookings)	36
-Group Fitness	36
-Seniors Programs	37
-Crèche/ Activity Room	37
-Vacation care program	37
-Shower	37
-Stage Hire	37
-NCC Grounds Hire	37
-The Break Youth Facility	37

CITY OF BUSSELTON**Schedule of Fees & Charges****2023/24 Financial Year**

DESCRIPTION	ADOPTED FEE 2022/23 (Exc GST)	ADOPTED FEE 2022/23 (Inc GST)	PROPOSED FEE 2023/24 (Exc GST)	PROPOSED FEE 2023/24 (Inc GST)
A concession of 50% of the adopted fee or charge may apply (upon application) in relation to those fees and charges shaded and marked with an asterisk (*). The concession is only available to incorporated not for profit organisations and groups where profits raised from the associated activity are to be donated to a local cause or charity.				
Statutory Charges shall be charged as per the rate set under the relevant Statute, which may be subject to change.				
PLANNING & DEVELOPMENT SERVICES				
BUILDING RELATED FEES				
Fees, not otherwise included below; for Building services set by statute will be charged at the maximum amount applicable under the relevant statute.				
Fees for building services listed in Schedule 2, Building Regulations 2012 (Note - Statutory fee)	As per the maximum fee listed in Schedule 2, Building Regulations 2012	As per the maximum fee listed in Schedule 2, Building Regulations 2012	As per the maximum fee listed in Schedule 2, Building Regulations 2012	As per the maximum fee listed in Schedule 2, Building Regulations 2012
Uncertified Building Applications				
Building Fee (Note - Statutory fee)	New	New	Value of works x 0.32% but not less than \$110.00	Value of works x 0.32% but not less than \$110.00
Construction Training Fund Levy (Note - Statutory fee)	New	New	If the value of works is over \$20,000 it is the value of works x 0.2%	If the value of works is over \$20,000 it is the value of works x 0.2%
Building Services Levy (Note - Statutory fee)	New	New	If value of works is over \$45,000 it is value of works x 0.137%, with a minimum of \$61.65.	If value of works is over \$45,000 it is value of works x 0.137%, with a minimum of \$61.65.
Certified Building Applications				
Building Fee - Class 1 or 10 (Note - Statutory fee)	New	New	Value of works x 0.19% but not less than \$110.00	Value of works x 0.19% but not less than \$110.00
Building Fee – Class 2 to 9 (Note - Statutory fee)	New	New	Value of works x 0.09% but not less than \$110.00	Value of works x 0.09% but not less than \$110.00

DESCRIPTION	ADOPTED FEE 2022/23 (Exc GST)	ADOPTED FEE 2022/23 (Inc GST)	PROPOSED FEE 2023/24 (Exc GST)	PROPOSED FEE 2023/24 (Inc GST)
Construction Training Fund Levy (Note - Statutory fee)	New	New	If the value of works is over \$20,000 it is the value of works x 0.2%	If the value of works is over \$20,000 it is the value of works x 0.2%
Building Services Levy (Note - Statutory fee)	New	New	If value of works is over \$45,000 it is value of works x 0.137%, with a minimum of \$61.65.	If value of works is over \$45,000 it is value of works x 0.137%, with a minimum of \$61.65.
Demolition Permit				
Class 1 or 10 (Note - Statutory fee)	New	New	110.00	110.00
Class 2 to 9 (Note - Statutory fee)	New	New	\$110.00 per storey	\$110.00 per storey
Building Services Levy CTF Levy (Note - Statutory fee)	New	New	0.137% of work value, with a minimum of \$61.65. If the value of works is over \$20,000 it is value of works x 0.2%	0.137% of work value, with a minimum of \$61.65. If the value of works is over \$20,000 it is value of works x 0.2%
Occupancy Permit				
Application Fee (Note - Statutory fee)	New	New	110.00	110.00
Strata Application (Note - Statutory fee)	New	New	\$11.60 per unit but not less than \$115.00	\$11.60 per unit but not less than \$115.00
Unauthorised Work (Note - Statutory fee)	New	New	Value of works x 0.18% but not less than \$110.00	Value of works x 0.18% but not less than \$110.00
For approved building work (s47,49,50 or 52) Building Services Levy (Note - Statutory fee)	New	New	61.65	61.65
For unauthorised building work Building Services Levy (Note - Statutory fee)	New	New	If value of works is over \$45,000 it is value of works x 0.274%, with a minimum of \$123.30.	If value of works is over \$45,000 it is value of works x 0.274%, with a minimum of \$123.30.
Occupancy Permit under s46 (Note - Statutory fee)	New	New	No BSLevy	No BSLevy
Building Approval Certificates				
Unauthorised building work (Note - Statutory fee)	New	New	Value of work x 0.38% but not less than \$110.00	Value of work x 0.38% but not less than \$110.00
For approved building work Building Services Levy (Note - Statutory fee)	New	New	123.30	123.30
For unauthorised building work Building Services Levy (Note - Statutory fee)	New	New	If value of works is over \$45,000 it is value of works x 0.274%, with a minimum of \$123.30.	If value of works is over \$45,000 it is value of works x 0.274%, with a minimum of \$123.30.
CTF Levy (Note - Statutory fee)	New	New	If the value of works is over \$20,000 it is value of works x 0.2%	If the value of works is over \$20,000 it is value of works x 0.2%
Application to replace an occupancy permit for an existing building (s.52(1)) (Note - Statutory fee)	New		110.00	110.00

DESCRIPTION	ADOPTED FEE 2022/23 (Exc GST)	ADOPTED FEE 2022/23 (Inc GST)	PROPOSED FEE 2023/24 (Exc GST)	PROPOSED FEE 2023/24 (Inc GST)
Application for a building approval certificate for an existing building or an incidental structure where unauthorised work has not been done (s.52(2)) (Note - Statutory fee)	New		110.00	110.00
Application to extend the time during which an occupancy permit or building approval certificate has effect (s.65(3)(a)) (Note - Statutory fee)	New		110.00	110.00
<u>Certificate of Design Compliance</u>				
Class 2 – 9 Buildings (Note - Statutory fee)	New	New	Construction value up to \$2M, 0.09% of the GST inclusive estimated value of works, with a minimum of \$385.00; plus GST. Construction value more than \$2M, \$1,980.00, plus 0.07% of the GST inclusive estimated value of works for every \$ over 2M; plus GST.	Construction value up to \$2M, 0.09% of the GST inclusive estimated value of works, with a minimum of \$385.00; plus GST. Construction value more than \$2M, \$1,980.00, plus 0.07% of the GST inclusive estimated value of works for every \$ over 2M; plus GST.
<u>Certificate of Construction Compliance</u>				
Where the City of Busselton provided the Certificate of Design Compliance (Note - Statutory fee)	New	New	\$181.50 per hour, with a minimum of \$385.00	\$181.50 per hour, with a minimum of \$385.00
Where the City of Busselton did not provide the Certificate of Design Compliance (Note - Statutory fee)	New	New	\$181.50 per hour, with a minimum of \$385.00	\$181.50 per hour, with a minimum of \$385.00
<u>Certificate of Building Compliance</u>				
Authorised or unauthorised Class 2 – 9 buildings (Note - Statutory fee)	New	New	\$181.50 per hour, with a minimum of \$385.00.	\$181.50 per hour, with a minimum of \$385.00.
Unauthorised Class 1 – 10 buildings (Note - Statutory fee)	New	New	0.26% of the GST inclusive estimated current value of the works, with a minimum of \$250.00.	0.26% of the GST inclusive estimated current value of the works, with a minimum of \$250.00.
Certificates of Design, Construction or Building Compliance in relation to building work outside the City. (Note - Statutory fee)	New	New	\$79.00 per hour, including travel time, with a minimum of \$200.00.	\$79.00 per hour, including travel time, with a minimum of \$200.00.

DESCRIPTION	ADOPTED FEE 2022/23 (Exc GST)	ADOPTED FEE 2022/23 (Inc GST)	PROPOSED FEE 2023/24 (Exc GST)	PROPOSED FEE 2023/24 (Inc GST)
Provision of written advice confirming compliance with town planning and/or environmental health matters, and/or advising of town planning and environmental health requirements, prior to submissions of an application for issue of a building permit. (Note - Statutory fee)	New	New	75.00	75.00
Building Plan Searches				
Electronic Plans	84.00	84.00	84.00	84.00
Old Archive (Stored at Depot) The above fees include the cost of copying up to ten A4 or A3 sheets or equivalent. Any further copies which be charged in accord with the adopted photocopy charges as detailed in this Schedule	126.00	126.00	125.00	125.00
Provide copy of Housing Indemnity Insurance Policy	84.00	84.00	84.00	84.00
Site Plans	66.00	66.00	66.00	66.00
Building Inspection and Reports				
Section 39 Building BCA compliance inspection fee - if required.	167.27	184.00	173.64	191.00
Property Inspection and Report Preparation	536.36	590.00	557.27	613.00
Building Call Out Fee. Fee applies where work for which an inspection is requested, was not ready for inspection.	167.27	184.00	173.64	191.00
Swimming Pool Inspections				
4 Yearly Inspection	As per the maximum fee listed in Regulation 53 of the Building Regulations 2012	As per the maximum fee listed in Regulation 53 of the Building Regulations 2012	As per the maximum fee listed in Regulation 53 of the Building Regulations 2012	As per the maximum fee listed in Regulation 53 of the Building Regulations 2012
Pool Certification inspection (upon completion of construction of barrier to a private swimming pool)	167.27	184.00	167.27	184.00
Pool inspection fee on sale of property (if more than 1 year from scheduled inspection)	167.27	184.00	167.27	184.00
Building and Pool re-inspection fee for non compliance (will be charged when barrier is found to be non-compliant at three consecutive inspections).	167.27	184.00	167.27	184.00
Building certificates and written advice (Building Act 2011)				
Extend a Building or Demolition Permit(Note - Statutory fee)	New	New	110.00	110.00
HEALTH RELATED FEES				
Fees, not otherwise included below; for Health services set by statute will be charged at the maximum amount applicable under the relevant statute.				
* Food Premises Fees				
Notification Fee	70.00	70.00	72.00	72.00
Application for Registration Food Business - Low Risk	133.00	133.00	138.00	138.00
Application for Registration Food Business - Medium / High Risk	245.00	245.00	254.00	254.00
Surveillance fee - Low Risk - Pro rata applies	104.00	104.00	108.00	108.00
Surveillance fee - Medium Risk - Pro rata applies	224.00	224.00	232.00	232.00
Surveillance fee - High Risk - Pro rata applies	449.00	449.00	466.00	466.00
Inspection of premises (Additional or on request)	195.00	195.00	202.00	202.00
Late Payment Fee	37.00	37.00	38.00	38.00
Stallholders				
Application for Stallholders Permit Fee/Renewal of Stallholder's Permit Fee/ Transfer of Stallholders Permit				
per occasion	42.00	42.00	43.00	43.00
Up to 3 months	62.00	62.00	64.00	64.00

DESCRIPTION	ADOPTED FEE 2022/23 (Exc GST)	ADOPTED FEE 2022/23 (Inc GST)	PROPOSED FEE 2023/24 (Exc GST)	PROPOSED FEE 2023/24 (Inc GST)
6 months	93.00	93.00	96.00	96.00
12 months	156.00	156.00	162.00	162.00
Application for Transfer of Stallholder's Permit	37.00	37.00	38.00	38.00
Traders				
Application for Trader's Permit	161.00	161.00	167.00	167.00
Application for Transfer of Trader's Permit	161.00	161.00	167.00	167.00
Itinerant Trader Permit Fee	1,610.00	1610.00	1,672.00	1,672.00
Trader's Permit – Bond Fees	1,208.00	1208.00	1,255.00	1,255.00
Trader's Permit Fee – Zone 1				
Prime sites (Meelup Beach Carpark Only)				
12 months - Pro rata applies	5,796.00	5796.00	6,022.00	6,022.00
Trader's Permit Fee – Zone 1A				
Prime sites (e.g. Boat ramp car parks)				
12 months - Pro rata applies	4,257.00	4257.00	4,423.00	4,423.00
Trader's Permit Fee – Zone 2				
Secondary sites (e.g. other coastal and foreshore nodes)				
12 months - Pro rata applies	3,180.00	3180.00	3,304.00	3,304.00
Trader's Permit Fee – Zone 2A				
Other inland sites				
12 months - Pro rata applies	2,667.00	2667.00	2,771.00	2,771.00
Outdoor Eating Facility				
Application for Outdoor Eating Facility Permit	156.00	156.00	162.00	162.00
Outdoor Eating Facility Permit Fee/Renewal of Outdoor Eating Facility Permit Fee	0.00	0.00	0.00	0.00
Application for Transfer of Outdoor Eating Facility Permit	67.00	67.00	69.00	69.00
* Public Building Fees				
> 5,000 persons, maximum fee under the Public Building Regulations 1992	871.00	871.00	871.00	871.00
Public Building Inspection Fee (including events)	120.00	120.00	195.00	195.00
Water Sampling Fee				
Chemical Swimming Pool sample	16.00	16.00	16.00	16.00
Micro/ Amoeba Swimming Pool Sample	38.00	38.00	39.00	39.00
Private Water Supply Sampling Fee	80.00	80.00	83.00	83.00
Late Payment Fee	38.00	38.00	38.00	38.00
Park Home, Annexe & Miscellaneous Caravan Park Fees				
Caravan Park licence : minimum \$200 (Note - Statutory fee)	200	200.00	200.00	200.00
Long stay sites, per site	6.00	6.00	6.00	6.00
Short stay sites and sites in transit parks, per site	6.00	6.00	6.00	6.00
Camp site, per site	3.00	3.00	3.00	3.00
Overflow site, per site	1.50	1.50	1.50	1.50
Application for Approval of Park Home	256.00	256.00	265.00	265.00
Application for Approval of Annexe	256.00	256.00	265.00	265.00
Application for approval of other Buildings, Carports, Pergolas and Storage Sheds	256.00	256.00	265.00	265.00
Temporary License	New	New	100.00	100.00
Animal Registration Fees				
Application for Registration of Stable	93.00	93.00	96.00	96.00
Application to Renew Registration of Stable	55.00	55.00	57.00	57.00
Application to Transfer Registration of Stable	27.00	27.00	28.00	28.00
Application for Registration of premises to keep pigeons	93.00	93.00	96.00	96.00
Application for renewal of Registration to Keep Pigeons	55.00	55.00	57.00	57.00

DESCRIPTION	ADOPTED FEE 2022/23 (Exc GST)	ADOPTED FEE 2022/23 (Inc GST)	PROPOSED FEE 2023/24 (Exc GST)	PROPOSED FEE 2023/24 (Inc GST)
Lodging House Registration Fees				
Application for Registration of Lodging House - less than 15 lodgers	402.00	402.00	417.00	417.00
Renewal of Registration of Lodging House - less than 15 lodgers	266.00	266.00	276.00	276.00
Application for Registration of Lodging House - 15 or more lodgers	575.00	575.00	597.00	597.00
Renewal of Registration of Lodging House - 15 or more lodgers	384.00	384.00	398.00	398.00
Late Payment Fee	37.00	37.00	38.00	38.00
Temporary Accommodation Approval Fees				
Application for Approval to camp (Regulation 11 Caravan Parks & Camping Grounds Regulations 1997)	256.00	256.00	265.00	265.00
Holiday Homes				
Application for Registration of Holiday Homes	156.00	156.00	162.00	162.00
Registration Fee - Pro rata applies	246.00	246.00	255.00	255.00
Renewal of Holiday Homes Registration	268.00	268.00	278.00	278.00
Late Payment Fee	37.00	37.00	38.00	38.00
Effluent Disposal Fee				
Local Government Application Fee (Note - Statutory fee)	118.00	118.00	118.00	118.00
Local Government Report Fee (recommended fee)	118.00	118.00	118.00	118.00
Fee for the grant of a permit to use apparatus (Note - Statutory fee)	118.00	118.00	118.00	118.00
Request for re-inspection	139.00	139.00	144.00	144.00
* Noise Regulation Fees				
Regulation 19 fee	New	New	999.00	As per Statute, up to \$15,000
Regulation 18 application fee (Note - Statutory fee)	1,000.00	1,000.00	1,000.00	1,039.00
Regulation 18 late fee (Note - Statutory fee)	250.00	250.00	250.00	259.00
Noise monitoring fee - per hour	140.00	140.00	140.00	145.00
Regulation 16 fee (Note - Statutory fee)	500.00	500.00	500.00	519.00
Regulation 14 fee (Note - Statutory fee)	500.00	500.00	500.00	519.00
Regulation 13 fee (Note - Statutory fee)	160.00	160.00	160.00	166.00
General Fees				
Request for a Section 39 Liquor Licence Certificate	214.00	214.00	222.00	222.00
Premises Plan Assessment Fee - miscellaneous	172.00	172.00	178.00	178.00
Request for Inspection of Premises - miscellaneous	195.00	195.00	202.00	202.00
Copy of Certificate of analysis	33.00	33.00	34.00	34.00
TOWN PLANNING RELATED FEES				
Fees, not otherwise included below; for planning services listed in the Planning and Development (Development Assessment Panels) Regulations 2011 (Note - Statutory fee)	As per the maximum fee listed in Schedule 1, Planning and Development (Development Assessment Panels) Regulations 2011	As per the maximum fee listed in Schedule 1, Planning and Development (Development Assessment Panels) Regulations 2011	As per the maximum fee listed in Schedule 1, Planning and Development (Development Assessment Panels) Regulations 2011	As per the maximum fee listed in Schedule 1, Planning and Development (Development Assessment Panels) Regulations 2011

DESCRIPTION	ADOPTED FEE 2022/23 (Exc GST)	ADOPTED FEE 2022/23 (Inc GST)	PROPOSED FEE 2023/24 (Exc GST)	PROPOSED FEE 2023/24 (Inc GST)
Fees, not otherwise included below; for planning services listed in the Planning and Development Regulations 2009 (Note - Statutory fee)	As per the maximum fee listed in Schedule 2, Planning and Development Regulations 2009	As per the maximum fee listed in Schedule 2, Planning and Development Regulations 2009	As per the maximum fee listed in Schedule 2, Planning and Development Regulations 2009	As per the maximum fee listed in Schedule 2, Planning and Development Regulations 2009
Development Application Fees				
Where the estimated cost of development (ECD) is:				
Not more than \$50,000 (Note - Statutory fee)	New	New	147.00	147.00
More than \$50,000 but not more than \$500,000 (Note - Statutory fee)	New	New	0.32% of ECD	0.32% of ECD
More than \$500,000 but not more than \$2.5 million (Note - Statutory fee)	New	New	\$1700 + 0.257% for every \$1 over \$500,000	\$1700 + 0.257% for every \$1 over \$500,000
More than \$2.5 million but not more than \$5 million (Note - Statutory fee)	New	New	\$7161 + 0.206% for every \$1 over \$2.5 million	\$7161 + 0.206% for every \$1 over \$2.5 million
More than \$5 million but not more than \$21.5 million (Note - Statutory fee)	New	New	\$12,633 + 0.123% for every \$1 over \$5 million	\$12,633 + 0.123% for every \$1 over \$5 million
More than \$21.5 million (Note - Statutory fee)	New	New	34,196.00	34,196.00
Retrospective Development Approval (Note - Statutory fee)	New	New	Fee as above + twice that amount as penalty	Fee as above + twice that amount as penalty
Change of Use (e.g. Holiday Home or Bed & Breakfast) (Note - Statutory fee)	New	New	295.00	295.00
Extractive industry (Note - Statutory fee)	New	New	739.00	739.00
Other Application Fees				
Determining an application to amend or cancel development approval. (Note - Statutory fee)	New	New	295.00	295.00
Determining an application for advice made under the Planning and Development (Local Planning Schemes) Regulations 2015 Sch. 2 cl. 61A (as that clause applies as part of the local planning scheme) (Note - Statutory fee)	New	New	295.00	295.00
Determining an initial application for approval of a home occupation where the home occupation has not commenced (Note - Statutory fee)	New	New	222.00	222.00
Determining an initial application for approval of a home occupation where the home occupation has commenced (Note - Statutory fee)	New	New	Fee as above + twice that amount as penalty	Fee as above + twice that amount as penalty
Determining an application for the renewal of an approval of a home occupation where the application is made before the approval expires (Note - Statutory fee)	New	New	73.00	73.00
Determining an application for the renewal of an approval of home occupation where the application is made after the approval has expired. (Note - Statutory fee)	New	New	Fee as above + twice that amount as penalty	Fee as above + twice that amount as penalty
Determining an application for a change of use or for an alteration or extension or change of a non-conforming use to which ECD (above) does not apply, where the change or the alteration, extension or change has not commenced or been carried out. (Note - Statutory fee)	New	New	295.00	295.00
Determining an application for a change of use or for an alteration or extension or change of a non-conforming use to which item 2 does not apply, where the change or the alteration, extension or change has commenced or been carried out. (Note - Statutory fee)	New	New	Fee as above + twice that amount as penalty	Fee as above + twice that amount as penalty
Providing a zoning certificate. (Note - Statutory fee)	New	New	73.00	73.00

DESCRIPTION	ADOPTED FEE 2022/23 (Exc GST)	ADOPTED FEE 2022/23 (Inc GST)	PROPOSED FEE 2023/24 (Exc GST)	PROPOSED FEE 2023/24 (Inc GST)
Replying to a property settlement questionnaire. (Note - Statutory fee)	New	New	73.00	73.00
Providing written planning advice. (Note - Statutory fee)	New	New	73.00	73.00
Miscellaneous				
Design Review Panel meeting (where triggered under Local Planning Policy 4.13)	At Cost	At Cost	At Cost	At Cost
Certificate of Local Planning Authority (or Local Government Authority where appropriate such as Section 39 & 40 requests, Certificates relating to firearms approvals etc)	161.00	161.00	167.00	167.00
Reconsideration of decision to refuse application for planning consent where application is received more than 28 days from the date of the original decision (no fees are payable where application received within 28 days)	40% of the planning application fee that would apply to a new application, with the minimum fee being \$147.	40% of the planning application fee that would apply to a new application, with the minimum fee being \$147.	40% of the planning application fee that would apply to a new application, with the minimum fee being \$147.	40% of the planning application fee that would apply to a new application, with the minimum fee being \$147.
Assessment of plans or detailed documents required pursuant to a DGP, DAP or site-specific zoning provisions prior to development or subdivision. (Note - Statutory fee)	Planning application fee as per Schedule 2 Planning and Development Regulations 2009.	Planning application fee as per Schedule 2 Planning and Development Regulations 2009, plus GST.	Planning application fee as per Schedule 2 Planning and Development Regulations 2009.	Planning application fee as per Schedule 2 Planning and Development Regulations 2009, plus GST.
Landgate Search	Cost plus 30%	Cost plus 30%	Cost plus 30%	Cost plus 30%
Agency referral fee (in addition to application fee)	129.00	129.00	134.00	134.00
Planning application consultation - neighbour and agency only (in addition to application fee)	129.00	129.00	134.00	134.00
Development Application Consultation - requiring newspaper advertising	410.00	410.00	425.00	425.00
Applications for planning approval when required ONLY due to inclusion of property on adopted Heritage List	Full Fee Waiver (\$0)	Full Fee Waiver (\$0)	Full Fee Waiver (\$0)	Full Fee Waiver (\$0)
Portable Sign Licence Fee	228.00	228.00	236.00	236.00
Legal Agreements				
Planning & Building Agreement Preparation Fees	At cost	At cost plus GST	At cost	At cost plus GST
Planning & Building Agreement Preparation Fees - External	At cost	At cost plus GST	At cost	At cost plus GST
RANGER & FIRE SERVICE RELATED FEES				
ANIMAL CONTROL				
Registration tag re-issue	Nil	Nil	Nil	Nil
Other LGA Registration transfer - Dogs & Cats	Nil	Nil	Nil	Nil
Animal Traps				
Animal Trap refundable deposit when requesting trap	100.00	100.00	100.00	100.00
Application Fees				
Application for permission to keep more than two cats	82.00	82.00	85.00	85.00
Application for permission to keep more than two dogs	82.00	82.00	85.00	85.00
Application for licence/renewal of licence to keep an approved cattery establishment	226.00	226.00	234.00	234.00
Application for licence/renewal of licence to keep an approved kennel establishment	226.00	226.00	234.00	234.00
Dangerous Dogs				

DESCRIPTION	ADOPTED FEE 2022/23 (Exc GST)	ADOPTED FEE 2022/23 (Inc GST)	PROPOSED FEE 2023/24 (Exc GST)	PROPOSED FEE 2023/24 (Inc GST)
Dangerous Dog (Declared) compliance and annual inspection fee (Note - Statutory fee)	104.00	104.00	100.00	100.00
<u>IMPOUNDING FEES - ANIMALS</u>				
<u>Impounding Fees - Dogs</u>				
Dog - Animal Facility Administration Fee	192.00	192.00	198.00	198.00
Sustenance Fees for first 72 hours	0.00	0.00	0.00	0.00
Sustenance Fees per day after 72 hours	32.00	32.00	33.00	33.00
<u>Impounding Fees - Cats</u>				
Cat Impoundment Fee	192.00	192.00	198.00	198.00
Sustenance Fees for first 72 hours	0.00	0.00	0.00	0.00
Sustenance Fees per day after 72 hours	32.00	32.00	33.00	33.00
<u>Ranger Fees to impound stock</u>				
Stock (1) to include entire horses, mules, asses, camels, bulls or boars, per head				
- if impounded after 6am & before 6pm	123.00	123.00	123.00	123.00
- if impounded after 6pm and before 6am	149.00	149.00	149.00	149.00
Stock (2) to include mares, gelding, colts, fillies, foals, oxen, cows, steers, heifers, calves, rams or pigs - per head				
- if impounded after 6am & before 6pm	123.00	123.00	123.00	123.00
- if impounded after 6pm and before 6am	149.00	149.00	149.00	149.00
Stock (3) to include wethers, ewes, lambs, goats - per head				
- if impounded after 6am & before 6pm	89.00	89.00	89.00	89.00
- if impounded after 6pm and before 6am	115.00	115.00	115.00	115.00
<u>Stock Poundage Fee</u>				
Stock (1) to include entire horses, mules, asses, camels, bulls or boars above or apparently above the age of 2 years - per head				
- First 24 hours or part	30.00	30.00	30.00	30.00
- Subsequently each 24 hours or part	17.50	17.50	17.50	17.50
Stock (2) to include entire horses, mules, asses, camels, bulls or boars under age of 2 years - per head				
- First 24 hours or part	30.00	30.00	30.00	30.00
- Subsequently each 24 hours or part	17.50	17.50	17.50	17.50
Stock (3) to include mares, gelding, colts, fillies, foals, oxen, cows, steers, heifers, calves, rams or pigs - per head				
- First 24 hours or part	30.00	30.00	30.00	30.00
- Subsequently each 24 hours or part	17.50	17.50	17.50	17.50
Stock (4) to include wethers, ewes, lambs, goats - per head				
- First 24 hours or part	30.00	30.00	30.00	30.00
- Subsequently each 24 hours or part	17.50	17.50	17.50	17.50
<i>No charge is payable in respect of a suckling animal under the age of 6 months running with its mother</i>				
<u>Sustenance of Impounded Stock</u>				
Stock (1) to include entire horses, mules, asses, camels, bulls or boars above or apparently above the age of 2 years - per head				
- For each 24 hours or part	15.50	15.50	15.50	15.50
Stock (2) pigs of any description - per head				
- For each 24 hours or part	15.50	15.50	15.50	15.50
Stock (3) rams, wethers, ewes, lambs or goats per head				

DESCRIPTION	ADOPTED FEE 2022/23 (Exc GST)	ADOPTED FEE 2022/23 (Inc GST)	PROPOSED FEE 2023/24 (Exc GST)	PROPOSED FEE 2023/24 (Inc GST)
- For each 24 hours or part	15.50	15.50	15.50	15.50
<i>No charge is payable in respect of a suckling animal under the age of 6 months running with its mother</i>				
IMPOUNDING FEES - OTHER				
Signs				
Portable Signs	81.00	81.00	84.00	84.00
Fixed Sign	153.00	153.00	159.00	159.00
Beach Shelters and Other Impounded Goods				
Impounded Beach Shelter or Other Structure	131.00	131.00	135.00	135.00
Other impounded goods (e.g. camping equipment, pushbikes, or other personal effects)	131.00	131.00	135.00	135.00
Motor Vehicles				
Impounded Motor Vehicle - per vehicle	140.00	140.00	145.00	145.00
Daily Impoundment Fee	At Cost	At Cost	At Cost	At Cost
Impounded Motor Vehicle Towing Fee - at cost	At Cost	At Cost	At Cost	At Cost
Shopping Trolleys				
Impounded Shopping Trolley - per trolley	76.00	76.00	78.00	78.00
RANGER & FIRE SERVICES - ADMIN COSTS				
Ranger time per hour	137.27	151.00	141.82	156.00
Ranger travelling costs (mileage): per kilometre	1.86	2.05	1.95	2.15
RANGER & FIRE SERVICES - MISCELLANEOUS				
Application for permit pursuant to Thoroughfares Local Law where no fee otherwise identified	156.00	156.00	162.00	162.00
Application for Temporary Parking Permit - (one day)	37.00	37.00	38.00	38.00
Daily Charge Temporary Parking Permit - (per day or part thereof following first day)	12.50	12.50	12.50	12.50
Application for beach/reserve vehicle access permit - per day	13.50	13.50	14.00	14.00
Application for beach/reserve/commercial fisher vehicle access permit - 3 year permit	173.00	173.00	179.00	179.00
Application for beach/reserve/commercial fisher vehicle access permit - renewal of permit	117.00	117.00	121.00	121.00
Dog/cat disposal / rehousing fee: voluntary surrender by owner: fee per dog/cat	145.00	145.00	150.00	150.00
Fire Hazard Clearing				
- Administration Fee	143.00	143.00	148.00	148.00
- Contractors Fee: actual cost	At cost	At Cost Plus GST	At cost	At Cost Plus GST

DESCRIPTION	ADOPTED FEE 2022/23 (Exc GST)	ADOPTED FEE 2022/23 (Inc GST)	PROPOSED FEE 2023/24 (Exc GST)	PROPOSED FEE 2023/24 (Inc GST)
ENGINEERING & WORKS SERVICES				
MEELUP REGIONAL PARK				
Competitor Charges				
Trail events - per competitor				
For events and activities including mountain biking, off road running, off road triathlon, adventure race.	3.18	3.50	3.18	3.50
Site based events - per patron/competitor				
Charge or fee is imposed on patrons/competitors attending the event and or activity but excluding leavers activities	4.18	4.60	4.55	5.00
Event Bonds				
Category 1 (< 500 patrons)	2,761.00	2761.00	2,900.00	2,900.00
Category 2 (500 - 2,500 patrons)	5,514.00	5514.00	5,750.00	5,750.00
Category 3 (> 2,500 patrons)	11,040.00	11040.00	11,500.00	11,500.00
Brochure				
Wildflowers Brochure	2.73	3.00	2.73	3.00
MISCELLANEOUS				
Bonds - Private Vehicle Access to Parks and Reserves				
Private light vehicle / ute	New	New	300.00	300.00
Commerical light vehicle / ute / light truck	New	New	600.00	600.00
Commerical medium-heavy vehicle / truck / mobile plant / crane	New	New	900.00	900.00
Major Projects				
Consultancy charge out rates subject to Contract negotiation where applicable				
Project Manager Advisor	164.55	181.00	170.91	188.00
Chief Executive Officer	242.73	267.00	251.82	277.00
Cultural Planner	81.82	90.00	84.55	93.00
Strategic Planner	81.82	90.00	84.55	93.00
Finance Officer	71.82	79.00	74.55	82.00
Administration Officer	71.82	79.00	74.55	82.00
Charge-out rates: City staff undertaking consultancy/ contract work for other local government authorities				
- Manager Level	169.09	186.00	175.45	193.00
- Co-ordinator Level	130.00	143.00	134.55	148.00
- Technical Officer Level	116.36	128.00	120.00	132.00
Reinstatements/ Private Works				
Road reserves charge for reinstatement of road reserves is the full cost plus profit margin as per Policy	Cost plus 30%	Cost plus 30% plus GST	Cost plus 30%	Cost plus 30% plus GST
Private works charge for works requested to be undertaken by City resources is the full cost plus profit margin as per Policy	Cost plus 30%	Cost plus 30% plus GST	Cost plus 30%	Cost plus 30% plus GST
Other crossing place related services				
Saw cutting & removal of kerbing/ m (minimum charge \$100)	Cost plus 30%	Cost plus 30% plus GST	Cost plus 30%	Cost plus 30% plus GST
Concrete apron for brick paved crossovers/ m	Cost plus 30%	Cost plus 30% plus GST	Cost plus 30%	Cost plus 30% plus GST
Spray seal pothole repairs/m2 (minimum charge \$100)	Cost plus 30%	Cost plus 30% plus GST	Cost plus 30%	Cost plus 30% plus GST
Asphalt pothole repairs/m2 (minimum charge \$100)	Cost plus 30%	Cost plus 30% plus GST	Cost plus 30%	Cost plus 30% plus GST
ROAD / TRAFFIC RELATED FEES				

DESCRIPTION	ADOPTED FEE 2022/23 (Exc GST)	ADOPTED FEE 2022/23 (Inc GST)	PROPOSED FEE 2023/24 (Exc GST)	PROPOSED FEE 2023/24 (Inc GST)
<u>Closure of Roads / Rights of Way / Public Access Ways</u>				
Road closure Fees (includes administration and advertising)	847.00	847.00	880.00	880.00
*Road Closure Application Approval - one off events	84.00	84.00	87.00	87.00
Advertising Fee for road issue or works	504.00	504.00	523.00	523.00
Road dedication (including advertising and administration)	768.00	768.00	797.00	797.00
Legal Fees for road indemnification (document preparation & execution)	837.00	837.00	869.00	869.00
<u>Road openings - Works by Contractors</u>				
Application Fee - Trenching and/ or boring on roads and reserves	360.00	360.00	374.00	374.00
Administration/Inspection Fee - Road Opening or Underground Boring	86.00	86.00	89.00	89.00
<u>Refundable Security Deposit</u>				
Road opening/ m2 (minimum \$250)	123.00	123.00	127.00	127.00
- Under road boring	336.00	336.00	349.00	349.00
Performance Bond relating to Road Opening & reinstatement by Contractor / m2 (minimum fee \$250)	153.00	153.00	158.00	158.00
<u>Exploration Drilling Licence - District Roads/ Reserves</u>				
1-5 holes	328.00	328.00	340.00	340.00
6-10 holes	491.00	491.00	510.00	510.00
11-30 holes	997.00	997.00	1,035.00	1,035.00
31-100 holes	1,767.00	1,767.00	1,835.00	1,835.00
more than 100 holes	2,521.00	2,521.00	2,619.00	2,619.00
<i>Bond payable is determined to be equal to the Licence Fee payable</i>				
<u>Traffic Management</u>				
Traffic Count Data - fee per site recording (existing data)	74.00	74.00	76.00	76.00
*Traffic Management Plan - Applications	167.00	167.00	173.00	173.00
<u>Heavy Haulage Condition Requests</u>				
Undertake detailed assessment of roadway for inclusion on Restricted Access Vehicle Network. Fee per roadway.	548.00	548.00	569.00	569.00
<u>Directional Signs for Tourist Attractions and Services</u>				
Application Fee - per application	122.00	122.00	126.00	126.00
Annual Licence Fee - per blade	37.00	37.00	38.00	38.00
CAT1 and CAT1A - installation per blade	240.91	265.00	250.00	275.00
CAT2 and CAT 3 signs - installation per blade	667.27	734.00	692.73	762.00
Entrance sign per blade	704.55	775.00	731.82	805.00
<u>SUBDIVISION RELATED FEES</u>				
<u>Subdivision Supervision Fees</u>				
<i>Supervision Fee - % of total value of all road & drainage works, other than future lots.</i>				
Consulting Engineer and Clerk of Works fully supervises	1.50%	1.50%	1.50%	1.50%
Consulting Engineer with no Clerk of Works	3.00%	3.00%	3.00%	3.00%
Outstanding Works Supervision fees	1,295.00	1,295.00	1,345.00	1,345.00
<u>Early Subdivision Clearance</u>				
Application Fee	721.00	721.00	749.00	749.00
Early Subdivision Clearance Fee - % of total value of all outstanding works or minimum plus GST	2.5% or min \$5,016	2.5% or min \$5,016	2.5% or min \$5,016	2.5% or min \$5,016
<u>MISCELLANEOUS FEES</u>				
Gate Permits (per 5 years)	167.00	167.00	173.00	173.00

DESCRIPTION	ADOPTED FEE 2022/23 (Exc GST)	ADOPTED FEE 2022/23 (Inc GST)	PROPOSED FEE 2023/24 (Exc GST)	PROPOSED FEE 2023/24 (Inc GST)
LGA Gate Permits - Application Fee	65.00	65.00	65.00	65.00
Road Traffic Warning Signs				
Set of 2 signs, posts and installation	613.64	675.00	Cost plus 30%	Cost plus 30% plus GST
Application Approval Fee	140.00	140.00	145.00	145.00
General Sign Works (repair and/or replacement)	Cost plus 30%	Cost plus 30% plus GST	Cost plus 30%	Cost plus 30% plus GST
Fireworks Application Approval Fee (per application)	141.00	141.00	146.00	146.00
Sale of used paving stock - per paver	0.91	1.00	0.91	1.00
Note - Pavers will be available to approved Community Groups at Nil Charge				
WASTE DISPOSAL AND SANITATION FEES				
DOMESTIC WASTE (BUSSELTON AND DUNSBOROUGH)				
General Domestic Waste (Sorted and Separated)				
Loads up to 100kg or each Wheelie Bin (Up to 240L)	1.82	2.00	1.82	2.00
Cars (Sedans) - without tray or trailer	3.64	4.00	3.64	4.00
Light Vehicles or Single Axle 6 x 4 Trailers (loaded to approx. 1m in height) up to 200kg	7.27	8.00	7.27	8.00
Weights up to 300kg from 6 x 4 (with a cage) and loaded a height >1m, Tandem or Other Trailers.	13.64	15.00	13.64	15.00
Cost per m3 (additional) or Up to 200kg increments of material	3.64	4.00	3.64	4.00
<i>Loads containing unseparated waste for all categories will be charged accordingly</i>				
Domestic Bricks and Concrete				
Loads up to 100kg or each Wheelie Bin (Up to 240L)	2.73	3.00	2.73	3.00
Light Vehicles or Single Axle 6 x 4 Trailers (loaded to approx. 1m in height) up to 200kg	5.45	6.00	5.45	6.00
Weights up to 300kg from 6 x 4 (with a cage) and loaded a height >1m, Tandem or Other Trailers.	13.64	15.00	13.64	15.00
Cost per m3 (additional) or Up to 200kg increments of material	3.64	4.00	3.64	4.00
Clean Domestic Greenwaste				
Domestic grass clippings and sawdust	1.82	2.00	1.82	2.00
Loads up to 100kg or each Wheelie Bin (Up to 240L)	1.82	2.00	1.82	2.00
Light Vehicles or Single Axle 6 x 4 Trailers (loaded to approx. 1m in height) up to 200kg	7.27	8.00	7.27	8.00
Weights up to 300kg from 6 x 4 (with a cage) and loaded a height >1m, Tandem or Other Trailers.	13.64	15.00	13.64	15.00
Unsorted Mixed Waste including Recyclables (not containing Asbestos)				
Light Vehicles or Single Axle 6 x 4 Trailers (loaded to approx. 1m in height) up to 200kg	28.18	31.00	29.09	32.00
Weights up to 300kg from 6 x 4 (with a cage) and loaded a height >1m, Tandem or Other Trailers.	48.18	53.00	50.00	55.00
Other Miscellaneous Charges				
Cardboard and Paper (Only domestic loads up to 20kg accepted)	Nil	Nil	Nil	Nil
Glass bottles and jars (Only domestic loads up to 20kg accepted)	Nil	Nil	Nil	Nil

DESCRIPTION	ADOPTED FEE 2022/23 (Exc GST)	ADOPTED FEE 2022/23 (Inc GST)	PROPOSED FEE 2023/24 (Exc GST)	PROPOSED FEE 2023/24 (Inc GST)
Kerbside Recyclables (Only domestic loads up to 20kg accepted)	Nil	Nil	Nil	Nil
Scrap Metal (e.g. Vehicle bodies, Trailers, Boats - must have their wheels taken off)	Nil	Nil	Nil	Nil
Gas bottle (Only domestic loads up to 20kg accepted)	Nil	Nil	Nil	Nil
Used Oil including Oily Water (Only domestic loads up to 20L accepted)	Nil	Nil	Nil	Nil
Oily water (per litre) - must be marked on drum	Nil	Nil	Nil	Nil
White Goods (e.g. Fridges and Freezers)	Nil	Nil	Nil	Nil
Bicycle/Motorcycle Tyre - each	2.73	3.00	2.73	3.00
Car/ 4WD / Light Truck tyres - each (without rim)	7.27	8.00	7.73	8.50
Car/ 4WD / Light Truck tyres - each (with rim)	23.64	26.00	24.55	27.00
Truck tyres - each (without rim)	19.09	21.00	20.00	22.00
Truck tyres - each (with rim)	58.18	64.00	60.45	66.50
Super Singles tyre - each (without rim)	31.82	35.00	33.18	36.50
Tractor Tyre (Lrg - 1 to 2m Tall) - each (without rim)	186.36	205.00	193.64	213.00
Tractor Tyre (small - Up to 1m Tall) - each (without rim)	84.55	93.00	87.73	96.50
Hot Rod Tyre (without rim)	23.64	26.00	24.55	27.00
Disposal of other tyre sizes available - Priced on Application	POA	POA	POA	POA
Native Animals <50kg (Eg. Kangaroo / Possums)	Nil	Nil	Nil	Nil
Small Animals (less than 50kg)	18.18	20.00	19.09	21.00
Medium Animals (Up - 100kg)	41.82	46.00	43.18	47.50
Large Animals (100 - 300kg)	92.73	102.00	96.36	106.00
Animals in excess of 300kg - Price per tonne (is in addition to the \$100 Large Animal Charge)	55.45	61.00	57.73	63.50
Sale of grass clippings (per m3)	0.91	1.00	0.91	1.00
Rental space for skip bins at waste facilities (per bin per week)	5.45	6.00	5.91	6.50
Mattresses (each)	4.55	5.00	4.55	5.00
Offloading Fee using City of Busselton Front End Loader (per hour) - 1 hr Minimum charge; - Prior Notice Required	55.45	61.00	57.73	63.50
<u>BUSSELTON non-residential or Weighbridge unavailable</u>				
<u>Items brought in that are not listed in the Fees are Priced on Application (POA)</u>				
<u>Clean Greenwaste</u>				
Loads up to 100kg or each Wheelie Bin (Up to 240L)	1.82	2.00	1.82	2.00
Light Vehicles or Single Axle 6 x 4 Trailers (loaded to approx. 1m in height) up to 200kg	7.27	8.00	7.27	8.00
Weights up to 300kg from 6 x 4 (with a cage) and loaded a height >1m, Tandem or Other Trailers.	13.64	15.00	13.64	15.00
Each truck up to 2 tonnes / Each Bulk Bin under 3m3 - per entry	33.64	37.00	35.00	38.50
Each Truck up to 4 tonnes / Each Bulk Bins from 3m3 to under 6m3 - per entry	49.09	54.00	50.91	56.00
Each Truck up to 8 tonnes / Each Bulk Bin from 6m3 to under 10m3 - per entry	71.82	79.00	74.55	82.00
Each Truck over 8 tonnes and below 15 tonnes / Each Bulk Bin from 10m3 to under 20m3 - per entry	97.27	107.00	100.91	111.00
<u>Miscellaneous Commercial Charges</u>				
Sale of Mulch - per m3 (self load)	10.00	11.00	10.45	11.50
Commercial electronic waste (per item)	8.18	9.00	8.64	9.50
Commercial fridges	5.45	6.00	5.91	6.50
Commercial cardboard and paper (Utes, vans, station wagons, 4WD, crew cab, trailer)	9.09	10.00	9.55	10.50
Commercial cardboard (truck)	16.36	18.00	17.27	19.00
Native Animals <50kg (Eg. Birds/Possums)	Nil	Nil	Nil	Nil
Native Animals 50 - 300kg (Eg. Kangaroo/Seals)	92.73	102.00	96.36	106.00
Small Animals (less than 50kg)	50.91	56.00	52.73	58.00
Medium Animals (Up - 100kg)	111.82	123.00	116.36	128.00

DESCRIPTION	ADOPTED FEE 2022/23 (Exc GST)	ADOPTED FEE 2022/23 (Inc GST)	PROPOSED FEE 2023/24 (Exc GST)	PROPOSED FEE 2023/24 (Inc GST)
Large Animals (100 - 300kg)	232.73	256.00	241.82	266.00
Animals in excess of 300kg - Price per tonne (is in addition to the \$250 Large Animal Charge)	55.45	61.00	57.73	63.50
DUNSBOROUGH - Weighbridge Charges				
General waste (Amount exceeding 100 kg)- Price per 100kg	7.45	8.20	7.73	8.50
Compacted General waste (Amount exceeding 100 kg) - Price per 100kg	8.36	9.20	8.64	9.50
Commercial and Industrial Waste (Amount exceeding 100 kg)- Price per 100kg	7.45	8.20	7.73	8.50
Unsorted, mixed Commercial and Industrial Waste (Amount exceeding 100 kg) - Price per 100kg	12.73	14.00	13.18	14.50
Liquid Waste (N140) / Sewage (K210, K110) from within City of Busselton - per 100kg	6.45	7.10	6.68	7.35
Liquid Waste (N140) / Sewage (K210, K110) from outside City of Busselton - per 100kg	7.45	8.20	7.73	8.50
^Clean Fill Material - per 100kg	Nil	Nil	Nil	Nil
^Clean Green waste (Amount exceeding 100 kg)- Price per 100kg	3.36	3.70	3.50	3.85
^Bricks, Concrete and Rubble (Rocks <1m diameter) (Amount exceeding 100 kg)- Price per 100kg	3.00	3.30	3.14	3.45
Special Burial (e.g. Asbestos, Large Animal Carcasses) - (Amount exceeding 100 kg) - Price per 100kg	12.73	14.00	13.18	14.50
^Material that does not exceed the Class I guidelines, suitable for Daily Cover and Road Building.	Nil	Nil	Nil	Nil
^^Minimum weighbridge charge for all material - Up to 100kg	26.36	29.00	27.27	30.00
^Material that does not exceed the Class I guidelines, suitable for Daily Cover and Road Building.				
Same rates as Busselton apply if Weighbridge is unavailable				
Items brought in that are not listed in the Fees are Priced on Application (POA)				
<i>Note: Commercial waste is only accepted at Dunsborough. The below fees are only required should, for any reason, the weighbridge be inoperable.</i>				
General Waste				
Commercial General Waste (Sorted and Separated, 6x4 trailer)	7.27	8.00	7.27	8.00
Commercial General Waste (Sorted and Separated, Over 6x4 trailer)	13.64	15.00	13.64	15.00
Each truck up to 2 tonnes/ each Bulk Bin under 3m3 - per entry	149.09	164.00	155.00	170.50
Each Truck up to 4 tonnes/ Each Bulk Bins from 3m3 to under 6m3 - per entry	298.18	328.00	309.55	340.50
Each Truck up to 8 tonnes/ Each Bulk Bin from 6m3 to under 10m3 - per entry	597.27	657.00	620.45	682.50
Each Truck over 8 tonnes and below 15 tonnes / Each Bulk Bin from 10m3 to under 20m3 - per entry	1,119.09	1,231.00	1,162.73	1,279.00
Each Articulated Vehicle/ Each Bulk Bin 20m3 and over - per entry	1,865.45	2,052.00	1,938.18	2,132.00
Compactor vehicles - load capacity not exceeding 3m3	280.00	308.00	290.91	320.00
Compactor vehicles - load capacity between 3 and 10 m3	545.45	600.00	566.82	623.50
Compactor vehicles - load capacity over 10m3	755.45	831.00	785.00	863.50
Each additional m3 over 3m3	7.27	8.00	7.27	8.00
Unsorted Mixed Waste including Recyclables (not containing Asbestos)				
Light Vehicles or Single Axle 6 x 4 Trailers (loaded to approx. 1m in height) up to 200kg	28.18	31.00	29.09	32.00
Weights up to 300kg from 6 x 4 (with a cage) and loaded a height >1m, Tandem or Other Trailers.	48.18	53.00	50.00	55.00
Green Waste (clean)				

DESCRIPTION	ADOPTED FEE 2022/23 (Exc GST)	ADOPTED FEE 2022/23 (Inc GST)	PROPOSED FEE 2023/24 (Exc GST)	PROPOSED FEE 2023/24 (Inc GST)
Loads up to 100kg or each Wheelie Bin (Up to 240L)	1.82	2.00	1.82	2.00
Cars, Utes, vans, station wagons, 4WD, crew cab or Single Axle 6 x 4 Trailers (loaded to approx. 1m in height) weighing up to 300kg	7.27	8.00	7.27	8.00
Other Trailers or 6 x 4 (with a cage) and loaded a height >1m	13.64	15.00	13.64	15.00
Each truck up to 2 tonnes/ each Bulk Bin under 3m3 - per entry	33.64	37.00	35.00	38.50
Each Truck up to 4 tonnes/ Each Bulk Bins from 3m3 to under 6m3 - per entry	49.09	54.00	50.91	56.00
Each Truck up to 8 tonnes/ Each Bulk Bin from 6m3 to under 10m3 - per entry	72.73	80.00	75.45	83.00
Each Truck over 8 tonnes and below 15 tonnes / Each Bulk Bin from 10m3 to under 20m3 - per entry	98.18	108.00	101.82	112.00
Each Articulated Vehicle/ Each Bulk Bin 20m3 and over - per entry	164.55	181.00	170.91	188.00
<u>Bricks and Concrete (uncontaminated) - Dunsborough only</u>				
Commercial waste transported by car, utility, van or trailer (6 x 4)	5.45	6.00	5.91	6.50
All commercial trailers exceeding 6 x 4	13.64	15.00	14.09	15.50
Trucks up to 2 tonnes/ Bulk Bins under 3m3	44.55	49.00	46.36	51.00
Trucks up to 4 tonnes/ Bulk bins 3m3 to under 6m3	60.00	66.00	62.27	68.50
Trucks up to 8 tonnes/ Bulk bins 6m3 to under 10m3	81.82	90.00	85.00	93.50
Trucks over 8 tonnes/ Bulk bins 10m3 to under 20m3	131.82	145.00	136.82	150.50
Articulated vehicles/ Bulk bins 20m3 and over	214.55	236.00	222.73	245.00
<u>Other Commercial Waste - Dunsborough Only</u>				
Asbestos (per m3)	110.91	122.00	115.00	126.50
Special burials (per m3) - prescribed items/ per cubic metre: Asbestos waste, fibreglass insulation and any other hazardous waste (Medical Waste not accepted)	128.18	141.00	133.18	146.50
Timber (demolition or new). Must be milled, uncontaminated and untreated.	Nil	Nil	Nil	Nil
<u>Bin Hire Charges</u>				
Charge per 240L bin on the condition that bins are collected, emptied, cleaned and returned by the hirer	10.00	11.00	10.45	11.50
Charge per 240L lost or damaged bin	124.55	137.00	129.55	142.50

DESCRIPTION	ADOPTED FEE 2022/23 (Exc GST)	ADOPTED FEE 2022/23 (Inc GST)	PROPOSED FEE 2023/24 (Exc GST)	PROPOSED FEE 2023/24 (Inc GST)
<u>FINANCE & CORPORATE SERVICES</u>				
<u>ADMINISTRATION / MISCELLANEOUS FEES</u>				
<u>SALE OF DOCUMENTS</u>				
<u>Council Minutes</u>				
Single Copy - Agenda	36.00	36.00	37.00	37.00
Single Copy - Minutes	23.00	23.00	23.00	23.00
Purchase of an Audio Recording of a Council meeting	15.50	15.50	16.00	16.00
<u>Electoral Rolls</u>				
Per copy	74.00	74.00	76.00	76.00
<u>Publications</u>				
Cape of Contrasts Book - Retail	20.45	22.50	20.45	22.50
Cape of Contrasts Book - Wholesale	14.09	15.50	14.09	15.50
Busselton: a Place to Remember - Retail	16.82	18.50	16.82	18.50
Busselton: a Place to Remember - Wholesale	14.09	15.50	14.09	15.50
<u>Photocopying Charges</u>				
A4 Sheet	0.27	0.30	0.27	0.30
A3 Sheet	2.27	2.50	2.27	2.50
<u>CITY OF BUSSELTON LICENCE PLATES</u>				
(Not applicable to plates sold at Auction)				
City of Busselton plates (aluminium)	409.09	450.00	424.55	467.00
Dunsborough plates (polycarbonate)	409.09	450.00	424.55	467.00
Yallingup plates (polycarbonate)	409.09	450.00	424.55	467.00
<u>RATES & FINANCE CHARGES</u>				
<u>Rates/ Property Related Matters</u>				
Ownership Listings - per search	50.00	50.00	52.00	52.00
Ownership Listings - per locality	50.00	50.00	52.00	52.00
General Enquiry requiring archival research including written rating transaction history (Minimum 1 Hour)	\$48.00 per hour	\$48.00 per hour	\$50.00 per hour	\$50.00 per hour
Provision of 2nd Copy of Current Years Annual or Other Rating Notices And/Or Provision of Copies of Each Prior Financial Years Annual or Other Rating Notices	13.00	13.00	13.50	13.50
Written Rates and Ownership statement – Settlement Agent/Public	32.00	32.00	33.50	33.50
Four Instalment Option Administration Fee	18.90	18.90	19.50	19.50
Weekly EasyRates Option Administration Fee	31.30	31.30	32.50	32.50
Fortnightly EasyRates Option Administration Fee	26.20	26.20	27.20	27.20
Monthly EasyRates Option Administration Fee	21.10	21.10	21.90	21.90
Payment Arrangement Administration Fee	31.50	31.50	33.00	33.00
Payment Arrangement Reinstatement Administration Fee	10.00	10.00	10.50	10.50
Recovery of External Legal Costs (NOTE: All costs, including Solicitors, incurred in recovery of rating debts.)	Actual Cost	Actual Cost	Actual Cost	Actual Cost
Application to Court to Set Aside Judgement Orders (NOTE Non-refundable if Magistrate Court declines application.)	68.00	68.00	71.00	71.00
Direct Debit Dishonour Fee - raised on the 3rd and subsequent dishonours	15.00	15.00	15.50	15.50
<u>Financial Transactions</u>				
Fee on Rejected Payments (NOTE: Dishonoured cheques, reversed credit card and other electronic payments, etc)	15.50	15.50	16.00	16.00
Fee to reissue a Payment - 1st reissue (Where it can be shown that the City is not at fault)	\$10 plus Any / All Financial Institution Fees Incurred	\$10 plus Any / All Financial Institution Fees Incurred	\$10 plus Any / All Financial Institution Fees Incurred	\$10 plus Any / All Financial Institution Fees Incurred

DESCRIPTION	ADOPTED FEE 2022/23 (Exc GST)	ADOPTED FEE 2022/23 (Inc GST)	PROPOSED FEE 2023/24 (Exc GST)	PROPOSED FEE 2023/24 (Inc GST)
Fee to reissue a Payment - 2nd reissue and thereafter (Where it can be shown that the City is not at fault)	\$25 plus Any / All Financial Institution Fees Incurred	\$25 plus Any / All Financial Institution Fees Incurred	\$25 plus Any / All Financial Institution Fees Incurred	\$25 plus Any / All Financial Institution Fees Incurred
Loan Raising Fees				
Loan Establishment Fee	665.45	732.00	690.91	760.00
MAPPING & PROPERTY INFORMATION				
GIS Mapping and Property Information				
Computer Plotting (Full Colour) - City of Busselton Data Only				
A4 Sheet	32.00	32.00	33.00	33.00
A3 Sheet	37.00	37.00	38.00	38.00
A2 Sheet	47.00	47.00	48.00	48.00
A1 Sheet	76.00	76.00	78.00	78.00
A0 Sheet	89.00	89.00	92.00	92.00
Special Mapping - City of Busselton Data Only				
Provision of printed maps				
Per hour charge	87.00	87.00	90.00	90.00
^Printing costs (as per Computer Plotting fees above)				
^Minimum charge of \$70 (inc GST)				
Provision of maps in PDF/ Image form - City of Busselton Data Only				
Per hour charge	87.00	87.00	90.00	90.00
Per PDF or image	28.00	28.00	29.00	29.00
^Minimum charge of \$70 (inc GST)				
Local Planning Scheme - Digital Format	444.00	444.00	461.00	461.00
Electronic Extraction Fee	102.00	102.00	105.00	105.00
Local Planning Scheme No.21				
Scheme Text	120.00	120.00	124.00	124.00
A1 Size -				
Per Sheet	75.00	75.00	77.00	77.00
Per Full Set (includes full set maps & text)	1,443.00	1,443.00	1,499.00	1,499.00
Scheme Package (includes full set maps, text & quarterly amendment updates)	1,961.00	1,961.00	2,037.00	2,037.00
Annual Renewal charge for Scheme Package	1,443.00	1,443.00	1,499.00	1,499.00
A2 Size -				
Per Sheet	46.00	46.00	47.00	47.00
Per Full Set (includes full set maps & text)	920.00	920.00	955.00	955.00
Scheme Package (includes full set maps, text & quarterly amendment updates)	1,244.00	1,244.00	1,292.00	1,292.00
Annual Renewal charge for Scheme Package	935.00	935.00	971.00	971.00
A3 Size -				
Per Sheet	37.00	37.00	38.00	38.00
Per Full Set (includes full set maps & text)	758.00	758.00	787.00	787.00
Scheme Package (includes full set maps, text & quarterly amendment updates)	1,024.00	1,024.00	1,063.00	1,063.00
Annual Renewal charge for Scheme Package	758.00	758.00	787.00	787.00
CEMETERY FEES				
Land Grant for Right of Burial				
Grant of Right of Burial - 25 years	2,110.00	2,110.00	2,110.00	2,110.00
Grant of Right of Burial - Ashes - Perpetual	260.00	260.00	270.00	270.00

DESCRIPTION	ADOPTED FEE 2022/23 (Exc GST)	ADOPTED FEE 2022/23 (Inc GST)	PROPOSED FEE 2023/24 (Exc GST)	PROPOSED FEE 2023/24 (Inc GST)
Pre-purchased Grant of Right of Burial - 25 years	2,330.00	2,330.00	2,330.00	2,330.00
Renewal of Grant of Right of Burial - Additional 25 years	2,110.00	2,110.00	2,110.00	2,110.00
Burial Charge				
Reservation of a specific plot (excludes lawn section)	410.00	451.00	425.45	468.00
Standard Burial –Depth to 2.1m	1,118.18	1,230.00	1,160.91	1,277.00
Non-standard Burial (oversize) - Per additional 30cm depth and width	106.82	117.50	110.91	122.00
Standard Re-open and Second Burial	1,118.18	1,230.00	1,160.91	1,277.00
Non-standard Re-open and Burial (oversize) - Per additional 30cm depth and width	106.36	117.00	110.00	121.00
Mausoleum - Burial per crypt	978.18	1076.00	1,015.45	1,117.00
Burial - Stillborn Child (not to be re-opened for joint burial)	281.82	310.00	292.73	322.00
Burial - Child up to 12 years old (not to be re-opened for joint burial)	536.36	590.00	557.27	613.00
Construction of Vault (Does not include building application fees)	At cost	At cost plus GST	At cost	At cost plus GST
Vault Grant of Right of Burial	1,280.00	1,280.00	1,329.00	1,329.00
Vault Interment Fee (each)	1,070.91	1,178.00	1,111.82	1,223.00
Vault maintenance fee (annual)	147.27	162.00	152.73	168.00
Exhumation				
Re-opening grave for exhumation	2,189.09	2,408.00	2,273.64	2,501.00
Re-burial in new or same grave (additional fees may apply)	1,118.18	1,230.00	1,160.91	1,277.00
Interment of Ashes				
Niche Wall - Single Placement	437.27	481.00	453.64	499.00
Niche Wall - Double Placement / Side by Side	559.09	615.00	580.00	638.00
Rose Garden - Double Placement	623.64	686.00	647.27	712.00
Native Garden - Double Placement	623.64	686.00	647.27	712.00
Contemplation Garden - Double Placement	623.64	686.00	647.27	712.00
Memorial Drive - Four Placements	680.00	748.00	706.36	777.00
Bench Seat - Single Placement (additional fees may apply)	352.73	388.00	366.36	403.00
Childrens Garden - Child up to 12 years old	281.82	310.00	292.73	322.00
Existing Grave	363.64	400.00	377.27	415.00
Ashes Interment elsewhere within the Cemetery - Single Placement	623.64	686.00	647.27	712.00
Removal of Ashes for Return to Grant Holder	298.18	328.00	309.09	340.00
Monuments/Memorials				
Placement of a Memorial without Interment	76.36	84.00	79.09	87.00
Childrens Garden - Teddy Bear Memorial - Plaque Only	At cost	At cost plus GST	At cost	At cost plus GST
Bench Seating - Memorial plaque placement and cost of bench	At cost	At cost plus GST	At cost	At cost plus GST
Bench Seating - Installation - per hour	49.09	54.00	50.91	56.00
Plaques, Vases and other Monumental Works	At cost	At cost plus GST	At cost	At cost plus GST
Plinth (Small - concrete)	49.09	54.00	50.91	56.00
Plinth (Large - concrete)	68.18	75.00	70.00	77.00
Request for Minor Monumental Works (cleaning, repairs, maintenance etc.)	27.27	30.00	28.18	31.00
Administration Fee	27.27	30.00	28.18	31.00
Miscellaneous Charges				
Interment in open ground without due notice, not within usual hours and prescribed or on a Saturday, Sunday or Public Holiday (in addition to Interment costs) Restrictions Apply	993.64	1093.00	1,031.82	1,135.00
Annual Funeral Directors Licence	441.00	441.00	458.00	458.00
Annual Monumental Masons Licence	367.00	367.00	381.00	381.00
Funeral Directors Single Funeral Permit (Licence Holder)	204.00	204.00	211.00	211.00
Single Funeral Permit	515.00	515.00	535.00	535.00
Monumental Masons Single Permit to Erect a Monument (Licence Holder)	157.00	157.00	163.00	163.00

DESCRIPTION	ADOPTED FEE 2022/23 (Exc GST)	ADOPTED FEE 2022/23 (Inc GST)	PROPSOED FEE 2023/24 (Exc GST)	PROPOSED FEE 2023/24 (Inc GST)
Single Permit to Erect a Monument	178.00	178.00	184.00	184.00
Copy of Grant of Right of Burial	82.00	82.00	85.00	85.00
Refund Administration Fee	15% of original purchase price	15% of original purchase price	15% of original purchase price	15% of original purchase price

DESCRIPTION	ADOPTED FEE 2022/23 (Exc GST)	ADOPTED FEE 2022/23 (Inc GST)	PROPOSED FEE 2023/24 (Exc GST)	PROPOSED FEE 2023/24 (Inc GST)
COMMUNITY & COMMERCIAL SERVICES				
STAGING OF CONCERTS				
Concert Application Fee	161.00	161.00	167.00	167.00
Concert Licence Fee/Service Charge				
Category 1 (< 500 patrons)	0.00	0.00	0.00	0.00
Category 2 (500 - 2500 patrons)	1,580.00	1,580.00	1,641.00	1,641.00
Category 3 (2500 - 5000 patrons)	3,133.00	3,133.00	3,255.00	3,255.00
Category 4 (5000 - 8000 patrons)	4,468.00	4,468.00	4,642.00	4,642.00
Category 5 (8000 -12000 patrons)	7,487.00	7,487.00	7,778.00	7,778.00
Category 6 (12000 -17000 patrons)	11,976.00	11,976.00	12,443.00	12,443.00
Category 7 (17000 - 23000 patrons)	18,010.00	18,010.00	18,712.00	18,712.00
Category 8 (23000 -30000 patrons)	25,513.00	25,513.00	26,508.00	26,508.00
Concert Ground Hire Fee				
Category 1 (< 500 patrons)	755.45	831.00	784.55	863.00
Category 2 (500 - 2500 patrons)	3,819.09	4,201.00	3,967.27	4,364.00
Category 3 (2500 - 5000 patrons)	7,495.45	8,245.00	7,787.27	8,566.00
Category 4 (5000 - 8000 patrons)	11,306.36	12,437.00	11,747.27	12,922.00
Category 5 (8000 -12000 patrons)	14,998.18	16,498.00	15,582.73	17,141.00
Category 6 (12000 -17000 patrons)	18,803.64	20,684.00	19,536.36	21,490.00
Category 7 (17000 - 23000 patrons)	22,489.09	24,738.00	23,365.45	25,702.00
Category 8 (23000 -30000 patrons)	26,038.18	28,642.00	27,053.64	29,759.00
Concert Community Amenity Bond				
Category 1 (< 500 patrons)	700.00	700.00	727.00	727.00
Category 2 (500 - 2500 patrons)	1,386.00	1,386.00	1,440.00	1,440.00
Category 3 (2500 - 5000 patrons)	2,913.00	2,913.00	3,026.00	3,026.00
Category 4 (5000 - 8000 patrons)	8,622.00	8,622.00	8,958.00	8,958.00
Category 5 (8000 -12000 patrons)	14,457.00	14,457.00	15,020.00	15,020.00
Category 6 (12000 -17000 patrons)	21,531.00	21,531.00	22,370.00	22,370.00
Category 7 (17000 - 23000 patrons)	28,747.00	28,747.00	29,868.00	29,868.00
Category 8 (23000 -30000 patrons)	43,084.00	43,084.00	44,764.00	44,764.00
Loadings & Allowances				
commercial - 5%				
community - 0%				
charitable - 50% (discount)				
liquor - 5%				
night (per hour after 10pm) - 10%				
Concert Ground Hire Bond				
Category 1 (< 500 patrons)	2,788.00	2,788.00	2,896.00	2,896.00
Category 2 (500 - 2500 patrons)	8,638.00	8,638.00	8,974.00	8,974.00
Category 3 (2500 - 5000 patrons)	17,272.00	17,272.00	17,945.00	17,945.00
Category 4 (5000 - 8000 patrons)	25,854.00	25,854.00	26,862.00	26,862.00
Category 5 (8000 -12000 patrons)	28,773.00	28,773.00	29,895.00	29,895.00
Category 6 (12000 -17000 patrons)	34,466.00	34,466.00	35,810.00	35,810.00
Category 7 (17000 - 23000 patrons)	45,994.00	45,994.00	47,787.00	47,787.00
Category 8 (23000 -30000 patrons)	51,828.00	51,828.00	53,849.00	53,849.00
EVENTS & CASUAL GROUND HIRE				
*Event Application Fee	85.00	85.00	88.00	88.00
*Event Application Fee - Requiring Multiple Approvals	161.00	161.00	167.00	167.00
Commercial Event - City Infrastructure Bond				
Category 1 (< 500 patrons)	2,788.00	2,788.00	2,896.00	2,896.00

DESCRIPTION	ADOPTED FEE 2022/23 (Exc GST)	ADOPTED FEE 2022/23 (Inc GST)	PROPOSED FEE 2023/24 (Exc GST)	PROPOSED FEE 2023/24 (Inc GST)
Category 2 (500 - 2500 patrons)	8,638.00	8,638.00	8,974.00	8,974.00
Category 3 (2500 - 5000 patrons)	17,272.00	17,272.00	17,945.00	17,945.00
Category 4 (5000 - 8000 patrons)	25,854.00	25,854.00	26,862.00	26,862.00
Category 5 (8000 -12000 patrons)	28,773.00	28,773.00	29,895.00	29,895.00
Category 6 (12000 -17000 patrons)	34,466.00	34,466.00	35,810.00	35,810.00
Category 7 (17000 - 23000 patrons)	45,994.00	45,994.00	47,787.00	47,787.00
Category 8 (23000 -30000 patrons)	51,828.00	51,828.00	53,849.00	53,849.00
<u>Ground Hire Bonds (to be applied to Community Events)</u>				
Mandatory Bond against rent default, damage etc.:				
Ground Hire Bond (Other Reserves)	569.00	569.00	591.00	591.00
Premium Ground Hire Bond (Sporting Grounds, Foreshore)	1,139.00	1,139.00	1,183.00	1,183.00
Busselton Foreshore Stage Bond for community and commercial events	569.00	569.00	591.00	591.00
<u>Commercial Use of Sports Grounds</u>				
Commercial use - per hour	New	New	54.55	60.00
<u>Commercial Use of Reserves (Other Reserves)</u>				
Commercial use - per hour	New	New	28.18	31.00
<u>Community Use of Sports Grounds</u> (Community fees are limited to maintained sports grounds e.g. Bovell Park. Fees are not charged for Public Reserves e.g. Mitchell Park etc.)				
Community Use - per hour (excluding schools within the City of Busselton Municipal area)	New	New	34.55	38.00
<u>Use of Public Grounds for Markets</u>				
* Per market (plus Power)	130.91	144.00	135.45	149.00
Power usage for markets/events on public grounds (excluding sporting grounds) per half day	25.45	28.00	26.36	29.00
<u>Use of Busselton Foreshore Stage</u>				
Community use of Busselton Foreshore Stage	Nil	Nil	Nil	Nil
Commercial use of Busselton Foreshore Stage (per Day)	237.27	261.00	246.36	271.00
Stage Curtain Bond	214.00	214.00	222.00	222.00
<u>Jetty Closure Fee</u>				
Fee to close the Jetty for fireworks, events, functions (>6 hrs)	290.00	319.00	300.91	331.00
Fee to close the Jetty for fireworks, events, functions - per hour rate for < 6 hrs	38.18	42.00	39.09	43.00
<u>EVENTS - EQUIPMENT HIRE & SIGNAGE</u>				
<u>Event Works Fees</u>				
Street Banners - install and remove (per pole) - Fee to be waived for not for profit Community Groups (C1002/061)	155.45	171.00	160.91	177.00
Beach Volleyball - set up and dismantle	1,278.18	1,406.00	1,327.27	1,460.00
*Litter Clean-up - per hour	779.09	857.00	809.09	890.00
*Marking of reticulation and electricity - per hour	294.55	324.00	305.45	336.00
<u>Hire of Track Mat</u>				
* Track mat - per unit (2.4m x 1.2m) per day	11.36	12.50	11.36	12.50
Track Mat Bond per unit	5.50	5.50	5.50	5.50
<u>Hire of Grandstands</u>				
Hire per grandstand with roof (inc. delivery & installation)	312.73	344.00	324.55	357.00
Hire per grandstand without roof (inc. delivery & installation)	124.55	137.00	129.09	142.00
<u>Event Signage</u>				

DESCRIPTION	ADOPTED FEE 2022/23 (Exc GST)	ADOPTED FEE 2022/23 (Inc GST)	PROPOSED FEE 2023/24 (Exc GST)	PROPOSED FEE 2023/24 (Inc GST)
Hire of digital events billboard community rate (per 2 week period)	232.73	256.00	240.91	265.00
Hire of digital events billboard commercial rate (per 2 week period)	500.00	500.00	471.82	519.00
Commercial Hire Site Traders (Non Food)				
Application for Commercial Hire Site	162.00	162.00	168.00	168.00
Application for Transfer of Commercial Hire Site Permit	162.00	162.00	168.00	168.00
Commercial Hire Site Permit Fee – Zone 1				
Prime sites (e.g. established coastal and foreshore nodes) as depicted within Commercial Use of City Land and Facilities Policy				
12 months #	3,311.00	3311.00	3,440.00	3,440.00
Commercial Hire Site Permit Fee – Zone 2				
Other sites as depicted within Commercial Use of City Land and Facilities Policy				
12 months #	2,155.00	2155.00	2,239.00	2,239.00
# fees can be charged on a pro rata basis (minimum 6 month period)				
Commercial Activity Permit (Non Food)				
Application for Commercial Activity Permit	162.00	162.00	168.00	168.00
Application for Transfer of Commercial Activity Trader's Permit	162.00	162.00	168.00	168.00
Commercial Activity Permit – Class 1#	1,569.00	1569.00	1,630.00	1,630.00
Commercial Activity Permit – Class 2#	1,412.00	1412.00	1,467.00	1,467.00
Commercial Activity Permit – Class 3#	1,255.00	1255.00	1,303.00	1,303.00
# fees can be charged on a pro rata basis (minimum 1 month period)				
Foreshore Kiosk Permit - Busselton Foreshore				
Application for Foreshore Kiosk Permit	162.00	162.00	168.00	168.00
Application for Transfer of Foreshore Kiosk Permit	162.00	162.00	168.00	168.00
Foreshore Kiosk Permit - Busselton Foreshore 12 months#	3,139.00	3139.00	3,261.00	3,261.00
Application for Kiosk Permit renewal	83.00	83.00	86.00	86.00
# fees can be charged on a pro rata basis				
Kiosk Bond	1,176.00	1176.00	1,221.00	1,221.00
Kiosk Hire - Short term - Commercial Hire - per day	New	New	63.64	70.00
Kiosk Hire - Short term - Community / Not For profit's Hire - per day	New	New	31.82	35.00
Commercial Use of Marine Berthing Platforms - Whale Watching / Tour Vessels - Per Vessel				
Daily Fees (Maximum duration of use permitted) -				
Registered Length of Vessel: 0m to less than 10m	67.00	67.00	69.00	69.00
Registered Length of Vessel: 10m to less than 15m	74.00	74.00	76.00	76.00
Registered Length of Vessel: 15m to less than 25m	81.00	81.00	84.00	84.00
Registered Length of Vessel: over 25m	94.00	94.00	97.00	97.00
Monthly Fees (Maximum duration of use permitted) -				
Registered Length of Vessel: 0m to less than 10m	538.00	538.00	558.00	558.00
Registered Length of Vessel: 10m to less than 15m	596.00	596.00	619.00	619.00
Registered Length of Vessel: 15m to less than 25m	648.00	648.00	673.00	673.00
Registered Length of Vessel: over 25m	753.00	753.00	782.00	782.00
Three Monthly Fees (Maximum duration of use permitted) -				
Registered Length of Vessel: 0m to less than 10m	1,291.00	1,291.00	1,341.00	1,341.00
Registered Length of Vessel: 10m to less than 15m	1,453.00	1,453.00	1,509.00	1,509.00
Registered Length of Vessel: 15m to less than 25m	1,615.00	1,615.00	1,677.00	1,677.00
Registered Length of Vessel: over 25m	1,941.00	1,941.00	2,016.00	2,016.00
Annual Fees (Maximum duration of use permitted) -				
Registered Length of Vessel: 0m to less than 10m	3,767.00	3,767.00	3,913.00	3,913.00

DESCRIPTION	ADOPTED FEE 2022/23 (Exc GST)	ADOPTED FEE 2022/23 (Inc GST)	PROPOSED FEE 2023/24 (Exc GST)	PROPOSED FEE 2023/24 (Inc GST)
Registered Length of Vessel: 10m to less than 15m	4,311.00	4,311.00	4,479.00	4,479.00
Registered Length of Vessel: 15m to less than 25m	4,844.00	4,844.00	5,032.00	5,032.00
Registered Length of Vessel: over 25m	5,383.00	5,383.00	5,592.00	5,592.00
Refundable Bonds -				
Registered Length of Vessel: 0m to less than 10m	2,616.00	2,616.00	1,308.00	1,308.00
Registered Length of Vessel: 10m to less than 15m	3,662.00	3,662.00	1,831.00	1,831.00
Registered Length of Vessel: 15m to less than 25m	4,709.00	4,709.00	2,354.50	2,354.50
Registered Length of Vessel: over 25m	6,279.00	6,279.00	3,139.50	3,139.50
Application for new Marine Berthing Permit	156.00	156.00	162.00	162.00
Application for Marine Berthing Permit renewal	83.00	83.00	86.00	86.00
<i>^ Bond charge per vessel payable in advance (in addition to insurance requirements)</i>				
<i>^ Permit fee payable in advance at issue of notice approval</i>				
Commercial Use of Marine Berthing Platforms - Cruise Ship Vessels				
Tender berthing permit fee at Busselton Jetty (per ship visit)	New	New	3,000.00	3,000.00
Passenger Facilitation Fee				
Less than 1,000 pax (registered ship capacity)	2,213.00	2,213.00	1,000.00	1,000.00
Between 1,000 and 2,000 pax (registered ship capacity)	4,426.00	4,426.00	3,000.00	3,000.00
Greater than 2,000 pax (registered ship capacity)	5,525.00	5,525.00	3,500.00	3,500.00
<u>BUSSELTON CULTURAL PRECINCT</u>				
<u>Saltwater Performing Arts & Convention Centre</u>				
Commercial Use				
Main Theatre (per day)	2,300.00	2,530.00	2,300.00	2,530.00
Function Rooms (3 rooms) (per hour w 4hr minimum)	250.00	275.00	250.00	275.00
Function Rooms (2 rooms) (per hour w 4hrs minimum)	200.00	220.00	200.00	220.00
Function Room (1 room) (per hour w 2hrs minimum)	100.00	110.00	100.00	110.00
Rehearsal room (per hour)	100.00	110.00	100.00	110.00
Rehearsal Room (per day)	500.00	550.00	500.00	550.00
Meeting room (per hour)	50.00	55.00	50.00	55.00
Whole venue (all spaces and theatre) (per day)	3,500.00	3,850.00	3,500.00	3,850.00
Local Not For Profit/Community Group/School Use				
Main Theatre (per day) (excluding co-presentations)	1,500.00	1,650.00	1,500.00	1,650.00
Main Theatre (set up/rehearsal) (excluding co-presentations)	500.00	550.00	500.00	550.00
Rehearsal room (per hour) (extended/recurring use by negotiation)	50.00	55.00	50.00	55.00
Meeting room (per hour)	30.00	33.00	30.00	33.00
Other Fees and Charges				
Wages On-charged (FOH & Technical staff) (per hour, 4hr minimum)	54.55	60.00	54.55	60.00
Booking Fees (charged to hirers per ticket)	0.05	0.05	5%	5%
Marketing Support Charges (based on hirer requirements)	\$100-\$1000	\$110-\$1100	\$100-\$1000	\$110-\$1100
Kitchen Hire (required for external caterers only) (per event)	200.00	220.00	200.00	220.00
Cleaning Fee (per event) (+50% on Sundays)	163.64	180.00	163.64	180.00
Security staff (per person, per hour, 3hr minimum)	90.91	100.00	90.91	100.00
Piano Usage (includes tuning)	300.00	330.00	300.00	330.00
Commission on sale of Merchandise (% gross sales)	0.10	0.10	10%	10%
Additional charges for Food and Beverages will be charged at an agreed rate, on a case by case basis.				
<u>Saltwater Art Gallery</u>				
Commission rates on exhibition sales	34%	34%	34%	34%
Exhibition Fee (per week)	227.27	250.00	227.27	250.00

DESCRIPTION	ADOPTED FEE 2022/23 (Exc GST)	ADOPTED FEE 2022/23 (Inc GST)	PROPOSED FEE 2023/24 (Exc GST)	PROPOSED FEE 2023/24 (Inc GST)
Installation/Dismantle Fees (per hour)	54.55	60.00	54.55	60.00
Room Hire for events (includes use of kitchen) (daily rate)	363.64	400.00	363.64	400.00
Bond Store Gallery				
Commission rates on exhibition sales (rostered artists)	20%	20%	20%	20%
Commission rates on exhibition sales (non-rostered artists)	New	New	30%	30%
Exhibition Fee (per week)	109.09	120.00	112.73	124.00
Installation/Dismantle Fees (per hour)	54.55	60.00	54.55	60.00
Room Hire for events, shared with exhibition, incl garden (per event)(daily rate)	150.00	165.00	155.45	171.00
New Courtroom				
Commission rates on exhibition sales (rostered artists)	20%	20%	20%	20%
Commission rates on exhibition sales (non-rostered artists)	New	new	30%	30%
Exhibition Fee (per week)	163.64	180.00	170.00	187.00
Installation/Dismantle Fees (per hour)	54.55	60.00	54.55	60.00
Room Hire for events, shared with exhibition (per event)(daily rate)	200.00	220.00	207.27	228.00
Ballaarat House				
Exhibition Fee (per week)	154.55	170.00	160.00	176.00
Installation/Dismantle Fees (per hour)	54.55	60.00	54.55	60.00
Fodder Room				
Community hire for workshops/classes (per hour, 2hr minimum)	13.64	15.00	14.09	15.50
Old Courthouse Courtyard				
Event Hire (per hour)(free for community use groups)	54.55	60.00	54.55	60.00
Wages On-charged (FOH & Technical staff) (per hour, 4hr minimum)	New	New	54.55	60.00
Other Fees & Charges				
Storage Fee per week	53.64	59.00	55.45	61.00
City of Busselton Art Award Entry Fee	31.82	35.00	36.36	40.00
Market Stall - Cultural Precinct	22.73	25.00	31.82	35.00
Heritage Tour Fee Adult	9.09	10.00	10.91	12.00
Heritage Tour Fee Child	4.55	5.00	5.45	6.00
Heritage Tour Family Pass (2 adults, 2 children)	18.18	20.00	27.27	30.00
Additional exhibition charges, assessed on a case by case basis based on additional costs				
LIBRARY CHARGES				
Replacement Library Membership Cards	5.00	5.00	5.00	5.00
Library Bags - Red	1.36	1.50	1.36	1.50
Photocopy / Printing Charges (per side) - black & white - A4	0.18	0.20	0.18	0.20
Photocopy / Printing Charges (per side)) - colour - A4	0.91	1.00	0.91	1.00
Photocopy / Printing Charges (per side) - black & white - A3	0.36	0.40	0.36	0.40
Photocopy / Printing Charges (per side)) - colour - A3	1.82	2.00	1.82	2.00
Image Reproduction - Personal Use - First Image	6.36	7.00	6.36	7.00
Image Reproduction - Personal Use - All Subsequent Images	1.36	1.50	1.36	1.50
Image Reproduction - Commercial Use - First Image	27.27	30.00	27.27	30.00
Image Reproduction - Commercial Use - All Subsequent Images	6.36	7.00	6.36	7.00
Printing from the Internet – per A4 copy	0.18	0.20	0.18	0.20
USB Sticks	10.91	12.00	10.91	12.00
External Loan Fee	15.45	17.00	15.45	17.00
External Loan - Administration Fee	43.64	48.00	43.64	48.00
Sale of discarded local stock	Market Rate	Market Rate	Market Rate	Market Rate
BUSSELTON-MARGARET RIVER AIRPORT				

DESCRIPTION	ADOPTED FEE 2022/23 (Exc GST)	ADOPTED FEE 2022/23 (Inc GST)	PROPOSED FEE 2023/24 (Exc GST)	PROPOSED FEE 2023/24 (Inc GST)
The City of Busselton reserves the right to establish Pricing Arrangements, incorporating elements of the standard fees and charges listed below with partners (including RPT and Open & Closed Charters) based on commercial arrangements.				
<u>Passenger Fees</u>				
Passenger facilitation fee for RPT flights (arriving & departing passengers)	POA ^	POA ^	POA ^	POA ^
Passenger Screening charge (departing passengers only) for RPT and passengers requiring screening during the RPT operational period applies.	POA ^	POA ^	POA ^	POA ^
Passenger Facilitation Fee for Open and Closed Charter Flights (per departing passenger) utilising ground handling and terminal building	22.73	25.00	11.82	13.00
Passenger Facilitation Fee for Open and Closed Charter Flights (per arriving passenger) utilising ground handling and terminal building	Nww	New	11.82	13.00
Passenger Facilitation Fee for Open and Closed Charter Flights (per departing passenger) utilising terminal building only	11.36	12.50	5.91	6.50
Passenger Facilitation Fee for Open and Closed Charter Flights (per arriving passenger) utilising terminal building only	New	New	5.91	6.50
POA^ - Price on Application. Contact City of Busselton for further information.				
<u>Landing Fees & General Aviation Charges</u>				
Fixed and Rotary wing Aircraft 0 -999 kg MTOW (Flat fee per landing)	4.55	5.00	4.55	5.00
Fixed and Rotary wing Aircraft 1,000 -1,999 kg MTOW (Flat fee per landing)	8.18	9.00	8.18	9.00
Fixed and Rotary wing Aircraft 2000 - 5699 kg MTOW per part 1000kg	15.82	17.40	16.36	18.00
Fixed and Rotary wing Aircraft 5700 - 19,999 kg MTOW per part 1000kg	17.73	19.50	18.64	20.50
Fixed and Rotary wing Aircraft greater than 20,000 kg MTOW per part 1000kg	19.59	21.55	20.91	23.00
An annual landing fee (optional to per landing fee) for private operators who are City of Busselton Residents or have permanently hangered aircraft including helicopters with a MTOW less than 3000kg MTOW	210.00	231.00	218.18	240.00
An annual landing fee (optional to per landing fee) for commercial operators who are City of Busselton Residents or have permanently hangered aircraft including helicopters with a MTOW less than 3000kg MTOW	881.82	970.00	915.45	1,007.00
Apron parking bays 1-11 only, per day - First 3 hrs free	36.36	40.00	37.27	41.00
General Aviation hardstand parking only, per day - First 24 hours free	10.00	11.00	10.00	11.00
<u>Emergency Services consisting of Royal Flying Doctor Service, SLSWA Rescue Helicopter, DFES and DBCA Fire fighting aircraft, Police Air Wing, Surveillance Australia Rescue, RAC Rescue</u>	Nil	Nil	Nil	Nil
<u>Car Park</u>				
FIFO Car park frequent user per day fee (based on annual use)	5.45	6.00	5.91	6.50
Lost parking validation ticket	127.27	140.00	181.82	200.00
FIFO Car park frequent user card issuing fee (incl administration)	New	New	22.73	25.00
FIFO Car park frequent user card - reissuing lost card fee	New	New	31.82	35.00

DESCRIPTION	ADOPTED FEE 2022/23 (Exc GST)	ADOPTED FEE 2022/23 (Inc GST)	PROPOSED FEE 2023/24 (Exc GST)	PROPOSED FEE 2023/24 (Inc GST)
Public Car Park				
First Hour	0.00	0.00	0.00	0.00
Hours 1 to 4	4.55	5.00	5.00	5.50
Hours 4 to 6	5.45	6.00	5.91	6.50
Hours 6 to 8	6.36	7.00	6.82	7.50
Hours 8 to 10	7.27	8.00	7.73	8.50
Hours 10 to 12	8.18	9.00	8.64	9.50
Hours 12 to 24	9.09	10.00	9.55	10.50
Days 1 to 7 (per day)	9.09	10.00	9.55	10.50
Days 8 to 13 (per day)	7.27	8.00	7.73	8.50
Days 14 to 30 (per day)	6.36	7.00	6.82	7.50
Days 31+ (per day)	5.45	6.00	5.91	6.50
Other Fees				
Airport Reporting Officer afterhours Call out including- Fuel, CEO Non-conforming activity, carpark, airside escorts - Rate per hour (Minimum 3 hours). No charge for Local Stand-By, Full emergency, crash on airport	81.82	90.00	85.45	94.00
Flight Training Permits (as defined in the City of Busselton Noise Management Plan on approval by the City only)	216.00	216.00	224.00	224.00
Fee for any commercial or private activity that requires a City approved permit or licence	196.36	216.00	203.64	224.00
Airport Reporting Officer airside assistance / escort, rate per hour for ARO time > 30 minutes (not including Local Standby, Full Emergency, Crash on Airport with ARO in attendance)	47.27	52.00	49.09	54.00
Hanger Hire Fee (min 200sqm) per sqm per week	1.05	1.15	1.05	1.15
Aircraft Ground Servicing Equipment hire per hour	By Agreement	By Agreement	By Agreement	By Agreement
Airside Environmental Clean up charges + materials and disposal of waste	Cost Recovery	Cost Recovery	Cost Recovery	Cost Recovery
Airside Drivers Licence - New (24 Months)	New	New	31.82	35.00
Visitor Identification Card (VIC) Pass fee per card - replacement card / non-return of card	New	New	18.18	20.00
Terminal Access/security swipe card - replacement	New	New	45.45	50.00
BUSSELTON JETTY				
Busselton Jetty Entry Fees				
Single Day Jetty Pass - Single Child (0-16 years)	0.00	0.00	0.00	0.00
Single Day Jetty Pass - Single Adult (17 years +)	3.64	4.00	3.64	4.00
Annual Jetty Pass - Resident & Ratepayers - Single Adult (17 years +)	3.64	4.00	3.64	4.00
Annual Jetty Pass - Non Resident & Ratepayers - Single Adult (17 years +)	45.45	50.00	45.45	50.00
Annual Jetty Pass - Non Resident & Ratepayers - Pensioners	22.73	25.00	22.73	25.00
^ Jetty entrance fee for passengers pre-booked on commercial tours operated by vessels issued with a permit to berth at the Busselton Jetty lower platforms is to be waived;				
Busselton Jetty Misc Fees				
Placement of Memorial Plaque	125.00	125.00	129.00	129.00
Installation of Stinger Net	731.82	805.00	760.00	836.00
Removal of Stinger Net	731.82	805.00	760.00	836.00
Installation of Beach Matting	1,463.64	1,610.00	1,520.00	1,672.00
Removal of Beach Matting	1,463.64	1,610.00	1,520.00	1,672.00
BUSSELTON JETTY TOURIST PARK				
Promotions and calendar dates for high, mid and low seasons are subject to change and at the discretion of the Chief Executive Officer.				

DESCRIPTION	ADOPTED FEE 2022/23 (Exc GST)	ADOPTED FEE 2022/23 (Inc GST)	PROPOSED FEE 2023/24 (Exc GST)	PROPOSED FEE 2023/24 (Inc GST)
POWERED SITES				
Overnight Rates				
Low Season - (2 Adults per night)	38.18	42.00	40.00	44.00
Mid Season - (2 Adults per night)	42.73	47.00	44.55	49.00
High Season - (2 Adults per night)	49.55	54.50	51.82	57.00
Low Season Pensioner Rate - (2 Adults per night)	33.18	36.50	34.55	38.00
Mid Season Pensioner Rate - (2 Adults per night)	37.73	41.50	39.09	43.00
Low Season - Single Person Rate (per night)	30.91	34.00	32.27	35.50
Mid Season - Single Person Rate (per night)	32.73	36.00	34.09	37.50
High Season - Single Person Rate (per night)	40.00	44.00	41.82	46.00
Extra Child per night	10.91	12.00	10.91	12.00
Extra Adults per night	14.55	16.00	14.55	16.00
Low Season Clubs - per site (2 persons) (Rate only applies in low season and 15 vans or more)	31.82	35.00	32.73	36.00
Mid Season Clubs - per site (2 persons) (Rate only applies in mid season and 15 vans or more)	36.36	40.00	37.27	41.00
Weekly Rates				
Up to 27 Days:				
Low Season - (2 Adults per week)	246.82	271.50	258.18	284.00
Mid Season - (2 Adults per week)	276.82	304.50	289.09	318.00
High Season - (2 Adults per week)	346.82	381.50	363.64	400.00
Low Season Pensioner Rate - (2 Adults per week)	210.91	232.00	219.09	241.00
Mid Season Pensioner Rate - (2 Adults per week)	243.64	268.00	252.73	278.00
Low Season - Single Person (per week)	195.91	215.50	203.64	224.00
Mid Season - Single Person (per week)	227.27	250.00	236.36	260.00
High Season - Single Person (per week)	279.09	307.00	290.91	320.00
Extra Child per week	67.27	74.00	70.00	77.00
Extra Adults per week	88.18	97.00	91.82	101.00
Low Season Clubs - per site (2 persons) (Rate only applies in low season and 15 vans or more)	196.36	216.00	204.55	225.00
Mid Season Clubs - per site (2 persons) (Rate only applies in mid season and 15 vans or more)	211.82	233.00	220.00	242.00
After 27 Days: (less than 90 days)				
Low Season - (2 Adults per week)	249.53	263.25	260.66	275.00
Mid Season - (2 Adults per week)	249.53	263.25	260.66	275.00
High Season - (2 Adults per week)	335.07	353.50	350.71	370.00
Low Season Pensioner Rate - (2 Adults per week)	208.53	220.00	217.06	229.00
Mid Season Pensioner Rate - (2 Adults per week)	205.69	217.00	214.22	226.00
Low Season - Single Person (per week)	191.00	201.50	199.05	210.00
Mid Season - Single Person (per week)	194.31	205.00	201.90	213.00
High Season - Single Person (per week)	268.25	283.00	279.62	295.00
ONSITE PARK HOMES				
Overnight Rates				
Overnight Rates (based on 2 people)				
Low Season Basic Cabin - up to maximum 4 (without ensuite) (no linen)	84.55	93.00	87.27	96.00
Mid Season Basic Cabin - up to maximum 4 (without ensuite) (no linen)	94.55	104.00	98.18	108.00
High Season Basic Cabin - up to maximum 4 (without ensuite)	125.45	138.00	130.00	143.00
Low Season Cockle Shell Cabins - up to maximum 4 people (ensuite) (linen to main bed)	113.64	125.00	118.18	130.00
Mid Season Cockle Shell Cabins - up to maximum 4 people (ensuite) (linen to main bed)	124.09	136.50	129.09	142.00
High Season Cockle Shell Cabins - up to maximum 4 people (ensuite) (linen to main bed)	146.36	161.00	152.73	168.00

DESCRIPTION	ADOPTED FEE 2022/23 (Exc GST)	ADOPTED FEE 2022/23 (Inc GST)	PROPOSED FEE 2023/24 (Exc GST)	PROPOSED FEE 2023/24 (Inc GST)
Low Season Cowrie Shell Cabins - up to maximum 4 people (ensuite; linen to main bed)	130.45	143.50	135.45	149.00
Mid Season Cowrie Shell Cabins - up to maximum 4 people(ensuite;linen to main bed)	140.91	155.00	146.36	161.00
High Season Cowrie Shell Cabins - up to maximum of 4 people (ensuite;linen to main bed)	163.23	179.55	170.00	187.00
Low Season Nautilus Shell Cabin - up to maximum 5 people (ensuite;linen to main bed)	140.91	155.00	146.36	161.00
Mid Season Nautilus Shell Cabin - up to maximum 5 people (ensuite;linen to main bed)	153.64	169.00	160.00	176.00
High Season Nautilus Shell Cabin - up to maximum 5 people (ensuite;linen to main bed)	172.73	190.00	180.00	198.00
Low Season Olive Shell Cabin - up to maximum 5 people (ensuite;linen to main bed)	154.09	169.50	160.00	176.00
Mid Season Olive Shell Cabin - up to maximum 5 people (ensuite;linen to main bed)	165.91	182.50	172.73	190.00
High Season Olive Shell Cabin - up to maximum 5 people (ensuite;linen to main bed)	188.41	207.25	196.36	216.00
Low Season Fig Shell Cabin - up to maximum 5 people (ensuite;linen to main bed)	153.86	169.25	160.00	176.00
Mid Season Fig Shell Cabin - up to maximum 5 people (ensuite;linen to main bed)	166.95	183.65	173.64	191.00
High Season Fig Shell Cabin - up to maximum 5 people (ensuite;linen to main bed)	188.41	207.25	196.36	216.00
Extra (Age 4 and over)	11.36	12.50	11.36	12.50
Weekly Rates				
Low Season Basic Cabin - up to maximum 4 people (without ensuite) (no linen)	544.55	599.00	565.45	622.00
Mid Season Basic Cabin - up to maximum 4 people (without ensuite) (no linen)	614.55	676.00	640.00	704.00
High Season Basic Cabin - up to maximum 4 people (without ensuite) (no linen)	898.18	988.00	936.36	1,030.00
Low Season Cockle Shell Cabins - up to maximum 4 people (ensuite) (linen to main bed)	735.00	808.50	765.45	842.00
Mid Season Cockle Shell Cabins - up to maximum 4 people (ensuite) (linen to main bed)	805.91	886.50	840.00	924.00
High Season Cockle Shell Cabins - up to maximum 4 people (ensuite) (linen to main bed)	1,026.00	1,128.60	1,070.00	1,177.00
Low Season Cowrie Shell Cabins - up to maximum 4 people (ensuite;linen to main bed)	850.68	935.75	886.36	975.00
Mid Season Cowrie Shell Cabins - up to maximum 4 people (ensuite;linen to main bed)	915.00	1,006.50	953.64	1,049.00
High Season Cowrie Shell Cabins - up to maximum 4 people (ensuite;linen to main bed)	1,145.45	1,260.00	1,193.64	1,313.00
Low Season Nautilus Shell Cabin - up to maximum 5 people (ensuite;linen to main bed)	914.09	1,005.50	952.73	1,048.00
Mid Season Nautilus Shell Cabin - up to maximum 5 people(ensuite;linen to main bed)	998.18	1,098.00	1,040.00	1,144.00
High Season Nautilus Shell Cabin - up to maximum 5 people (ensuite;linen to main bed)	1,207.73	1,328.50	1,259.09	1,385.00
Low Season Olive Shell Cabin - up to maximum 5 people (ensuite;linen to main bed)	1,000.00	1,100.00	1,041.82	1,146.00
Mid Season Olive Shell Cabin - up to maximum 5 people (ensuite;linen to main bed)	1,082.73	1,191.00	1,128.18	1,241.00
High Season Olive Shell Cabin - up to maximum 5 people (ensuite;linen to main bed)	1,318.86	1,450.75	1,374.55	1,512.00
Low Season Fig Shell Cabin - up to maximum 5 people (ensuite;linen to main bed)	1,000.00	1,100.00	1,041.82	1,146.00
Mid Season Fig Shell Cabin - up to maximum 5 people (ensuite;linen to main bed)	1,082.90	1,191.19	1,128.18	1,241.00
High Season Fig Shell Cabin - up to maximum 5 people (ensuite;linen to main bed)	1,318.86	1,450.75	1,374.55	1,512.00
SEMI PERMANENTS				

DESCRIPTION	ADOPTED FEE 2022/23 (Exc GST)	ADOPTED FEE 2022/23 (Inc GST)	PROPOSED FEE 2023/24 (Exc GST)	PROPOSED FEE 2023/24 (Inc GST)
<i>Resident Leaves Van Onsite</i>				
Annual charge entitles 90 days use for 2 people (includes one parking space only)	5,350.71	5,645.00	5,578.20	5,885.00
Annual charge entitles 90 days use for 2 people - discounted for early payment prior to 31/07 (includes one parking space only)	5156.40	5440.00	5,375.36	5,671.00
Parking fee - One parking space is provided with stay up to 90 days - per week fee for vehicles (including boats) after 90 days	19.91	21.00	19.91	21.00
^^Patrons selling their caravans or park homes must remove them from the Busselton Jetty Tourist Park				
MISCELLANEOUS				
Booking Cancellation Fee	38.18	42.00	39.09	43.00
Washing Machines/ Dryers	3.64	4.00	3.64	4.00
Refill of 9kg gas bottle	39.09	43.00	40.00	44.00
Shower charge	7.73	8.50	7.73	8.50
Linen hire per single bed	8.18	9.00	8.18	9.00
Linen hire per queen / double bed	11.82	13.00	11.82	13.00
Additional charge for electricity use for caravan air conditioners - per day	13.18	14.50	13.64	15.00
Additional charge for electricity use for electric vehicle charging - per day	13.18	14.50	13.64	15.00
HIRE FACILITIES - Halls, CRC, YCAB & Undalup				
Function Room				
Note: Charge for Full Day bookings capped at 8 Hours for CRC, YCAB and Halls Only				
Facility Hire Bonds				
Undalup Function Room Hire Bond - Low Risk Function	500.00	500.00	500.00	500.00
Undalup Function Room Hire Bond - Medium Risk Function	1000.00	1000.00	1000.00	1,000.00
Undalup Function Room Hire Bond - High Risk Function	2000.00	2000.00	2000.00	2,000.00
General Facility Hire Bond - Low Risk Function (Community Grp/Commercial/Private no Alcohol)	200.00	200.00	200.00	200.00
General Facility Hire Bond - Medium Risk Function (Community Grp/Commercial with Alcohol)	500.00	500.00	500.00	500.00
General Facility Hire Bond - High Risk Function (Private with Alcohol)	1000.00	1000.00	1000.00	1,000.00
Key / Access Card Deposit Bond (as required)	100.00	100.00	100.00	100.00
Additional and/or Replacement Key / Access Card (May be deducted from Bond repayment where applicable)	54.55	60.00	54.55	60.00
Key Issue Fee (keys issued that are not being returned)	New	New	54.55	60.00
Miscellaneous Facility Fees				
Weddings / Private Functions - Beaches and Reserves - Applied to a Council venue not attracting a facility hire fee.	79.09	87.00	81.82	90.00
Note - Prorata Hire may be authorised at the discretion of the CEO				
Booking Deposit - Applicable for applications values exceeding \$100.00	10% of hire value	10% of hire value	10% of hire value	10% of hire value
Facility Hire Cancellation Fee (less than 1 weeks notice given)	30% of hire value	30% of hire value	30% of hire value	50% of hire value
Extraordinary Clean as required or by arrangement	At cost plus 10% administration fee	At cost plus 10% administration fee	At cost plus 10% administration fee	At cost plus 10% administration fee
Video Conferencing Facility (Administration Building) - Hourly	22.73	25.00	22.73	25.00
Erection of temporary structure on a reserve or public open space marking out fee where applicable	46.36	51.00	47.27	52.00
Churchill Park Hall				
Community Groups - Hourly	18.18	20.00	18.18	20.00

DESCRIPTION	ADOPTED FEE 2022/23 (Exc GST)	ADOPTED FEE 2022/23 (Inc GST)	PROPOSED FEE 2023/24 (Exc GST)	PROPOSED FEE 2023/24 (Inc GST)
Commercial / Private - Hourly	27.27	30.00	28.18	31.00
Registered Charities - Hourly	9.09	10.00	9.09	10.00
High Street Hall				
Main Hall Only				
Community Group - Hourly	18.18	20.00	18.18	20.00
Commercial / Private - Hourly	27.27	30.00	28.18	31.00
Registered Charity	9.09	10.00	9.09	10.00
Blue Room Only				
Community Group - Hourly	13.64	15.00	13.64	15.00
Commercial / Private - Hourly	18.18	20.00	18.18	20.00
Registered Charity - Hourly	7.27	8.00	7.27	8.00
Rural Halls (Yallingup, Yoongarillup)				
Community Group - Hourly	13.64	15.00	13.64	15.00
Commercial / Private - Hourly	18.18	20.00	18.18	20.00
Registered Charity - Hourly	9.09	10.00	9.09	10.00
Undalup Function Room				
Minimum booking 4 hours				
Function Centre Weekdays				
Community Group / Charity - Hourly - Business Hours	55.45	61.00	57.27	63.00
Commercial/Private - Hourly Business Hours	83.64	92.00	86.36	95.00
Function Centre After Hours / Weekends				
Community Group / Charity - Hourly - After Hours / Weekends	116.36	128.00	120.00	132.00
Commercial/Private - Hourly - After Hours / Weekends	171.82	189.00	178.18	196.00
Additional Charges				
Dance Floor Rental (Each Event)	60.00	66.00	90.91	100.00
Undalup Room - Stage Hire	74.55	82.00	90.91	100.00
Venue Support Staff hourly fee – time & a half (Saturdays)	New	New	43.64	48.00
Venue Support Staff hourly fee – double time (Sundays)	New	New	58.18	64.00
BUSSELTON COMMUNITY RESOURCE CENTRE				
Minimum booking 2 hours				
Ground Floor Meeting Room (including courtyard)				
Community Group - Hourly	22.73	25.00	25.45	28.00
Commercial / Private - Hourly	41.82	46.00	42.73	47.00
Registered Charity - Hourly	11.82	13.00	16.36	18.00
First Floor Meeting Room 2 or 3				
Community Group - Hourly	11.82	13.00	13.64	15.00
Commercial / Private - Hourly	20.91	23.00	22.73	25.00
Registered Charity - Hourly	5.45	6.00	9.09	10.00
BUSSELTON YOUTH AND COMMUNITY ACTIVITY BUILDING				
Minimum booking 2 hours				
Events Multi-Function Room				
Community Group - Hourly	41.82	46.00	42.73	47.00
Commercial / Private - Hourly	64.55	71.00	66.36	73.00
Registered Charity - Hourly	20.00	22.00	20.00	22.00
Meeting Room				
Community Group - Hourly	23.64	26.00	24.55	27.00
Commercial / Private - Hourly	40.00	44.00	40.91	45.00

DESCRIPTION	ADOPTED FEE 2022/23 (Exc GST)	ADOPTED FEE 2022/23 (Inc GST)	PROPOSED FEE 2023/24 (Exc GST)	PROPOSED FEE 2023/24 (Inc GST)
Registered Charity - Hourly	11.82	13.00	11.82	13.00
Office Space				
Community Group - per hour	9.09	10.00	9.09	10.00
Commercial / Private - Hourly	16.82	18.50	17.27	19.00
Registered Charity - Hourly	4.55	5.00	4.55	5.00
GROUND HIRE LEVIES:				
SUMMER/ WINTER SPORTS				
(A) Association of Senior Players				
Charged per team per season plus power etc. where applicable.	260.91	287.00	270.91	298.00
A per week surcharge to apply where special ground preparation/maintenance is required, i.e. Cricket.	62.73	69.00	64.55	71.00
(B) Association of Junior Players				
50% of Senior rates plus full power costs where applicable.	130.00	143.00	134.55	148.00
Exceptions to Categories (A) & (B) above				
1. Busselton Trotting Club				
Per meeting plus power	338.18	372.00	350.91	386.00
Track maintenance charged at Private Works rates				
2. Southern Districts Agricultural Society				
Per day plus power costs for actual show days.	349.09	384.00	361.82	398.00
Per day during the set up of the show.	108.18	119.00	111.82	123.00
3. South West National Football League				
Per home game plus power costs	223.64	246.00	231.82	255.00
4. School Groups				
Sports Carnivals etc. - no charge.	Nil	Nil	Nil	Nil
OUTDOOR COURT HIRE LEVIES				
For training and competition purposes				
SUMMER/ WINTER SPORTS				
(A) Association of Senior Players				
Hourly outdoor court hire fee - Community Sport	New	New	0.18	0.20
SUMMER/ WINTER SPORTS				
(A) Association of Junior Players				
Hourly outdoor court hire fee - Community Sport	New	New	0.18	0.20
Outdoor Court Hire – Commercial per Hour	18.18	20.00	18.18	20.00
Additional Charges - Ground / Court hire				
Extraordinary Clean as required or by arrangement	At cost plus 10% administration fee	At cost plus 10% administration fee	At cost plus 10% administration fee	At cost plus 10% administration fee
OUTDOOR EXERCISE SITES				
Zone 1 - Twelve (12) month fee	781.82	860.00	810.91	892.00
Zone 1 - Six (6) month fee	390.91	430.00	405.45	446.00
Zone 2 - Twelve (12) month fee	590.91	650.00	612.73	674.00
Zone 2 - Six (6) month fee	295.45	325.00	305.45	336.00
GEOGRAPHE LEISURE CENTRE				

DESCRIPTION	ADOPTED FEE 2022/23 (Exc GST)	ADOPTED FEE 2022/23 (Inc GST)	PROPOSED FEE 2023/24 (Exc GST)	PROPOSED FEE 2023/24 (Inc GST)
Promotions at the discretion of the Chief Executive Officer				
Swimming Pool				
Adult Swim	6.55	7.20	6.73	7.40
Concession Swim (Health Care card, or child 5-16 years)	5.00	5.50	5.18	5.70
Child under 5 y/o (must be accompanied by an adult)	Nil	Nil	Nil	Nil
Spectator	Nil	Nil	Nil	Nil
School In term Swimming - Education Department	3.64	4.00	3.73	4.10
Vacation Swimming - Education Department	3.82	4.20	3.91	4.30
Sauna/spa/swim (16 years & over only)	11.45	12.60	11.82	13.00
Spa/sauna	New	New	6.91	7.60
Swimming Pool lane hire - Community (per lane per hour) Individual participants must pay normal pool entry	10.91	12.00	11.27	12.40
Swimming Pool lane hire - Commercial (per lane per hour) Individual participants must pay normal pool entry	23.82	26.20	24.73	27.20
Swimming Pool lane hire - Commercial (per lane per hour) OFF- Peak - individuals must pay normal pool entry	15.45	17.00	16.00	17.60
Local regular not for profit aquatic user groups	4.55	5.00	4.55	5.00
Swimming Pool Hire (Outdoor - Exclusive use) per hour (min 3 hours)	111.82	123.00	116.09	127.70
Group Pass (2 Adults and 2 children)	18.18	20.00	18.82	20.70
Discount tickets - book of 10	10% Discount	10% Discount	10% Discount	10% Discount
Discount tickets - book of 20	15% Discount	15% Discount	15% Discount	15% Discount
Discount tickets - book of 50	20% Discount	20% Discount	20% Discount	20% Discount
Learn To Swim - per lesson	16.00	16.00	16.60	16.60
Private one on one lesson per 30 mins	43.00	43.00	44.60	44.60
Private one on one lesson per 15 mins	22.00	22.00	22.80	22.80
Large Inflatable Hire - per hour	163.64	180.00	170.00	187.00
Small Inflatable Hire - per hour	127.27	140.00	132.27	145.50
Dry side inflatable Hire (unsupervised)- maximum 3hrs hire	131.82	145.00	137.00	150.70
Group Fitness				
Fitness Centre - Casual	18.09	19.90	18.64	20.50
Per person per class (f/t student, health care card, senior's card concession)	12.27	13.50	12.73	14.00
Appraisal and program	71.36	78.50	74.09	81.50
Lifestyle Seniors program	7.27	8.00	7.27	8.00
Personal / Group Training				
Assessment Fee	71.36	78.50	74.09	81.50
Small Group One off Training Session (min 2, max 4 persons) cost is per session shared between participants.	65.45	72.00	68.18	75.00
Small Group Personal Training - 6 week program, twice per week - cost per person (min 6 participants/6 week program)	120.00	132.00	124.55	137.00
PT School programme entry per student (minimum 8 students session)	7.27	8.00	7.55	8.30
Bootcamp - cost per session/term based (minimum 6 people)	10.45	11.50	10.91	12.00
Personal Training - 1 hour session with Trainer (1 on 1)	60.91	67.00	63.64	70.00
Aerobics / Aquarobics				
Per person per class	18.09	19.90	18.64	20.50
Per person per class (f/t student, health care card, senior's card concession)	12.27	13.50	12.73	14.00
Discount tickets - book of 10	10% Discount	10% Discount	10% Discount	10% Discount
Discount tickets - book of 20	15% Discount	15% Discount	15% Discount	15% Discount
Discount tickets - book of 50	20% Discount	20% Discount	20% Discount	20% Discount
Sports Stadium				
Sports courts (each per hour) - Community peak	52.73	58.00	54.55	60.00

DESCRIPTION	ADOPTED FEE 2022/23 (Exc GST)	ADOPTED FEE 2022/23 (Inc GST)	PROPOSED FEE 2023/24 (Exc GST)	PROPOSED FEE 2023/24 (Inc GST)
Sports courts (each per hour) - Community Off-peak (9am-3pm, Mon-Fri)	40.00	44.00	41.82	46.00
# Volleyball Courts 5 & 6 (i.e. smaller courts)	29.09	32.00	30.00	33.00
Sports courts (each per hour) commercial	73.64	81.00	76.36	84.00
Community half court - per hour	26.36	29.00	27.27	30.00
Badminton Court - per hour	18.18	20.00	19.09	21.00
Casual Shots (Individual fee*) conditions apply	6.36	7.00	6.36	7.00
Casual Shots (Individual fee*) school student rate conditions apply	2.73	3.00	2.73	3.00
Whole of stadium hire per day (5.30am-3.30pm Mon-Fri & W'ends)	618.18	680.00	645.45	710.00
Whole of stadium hire bond	513.00	513.00	535.00	535.00
Crèche / Activity Room				
Crèche / activity room per hour (Commercial)	42.73	47.00	44.55	49.00
Crèche / activity room per hour (Community)	32.73	36.00	34.09	37.50
Crèche / per child per session	5.91	6.50	6.09	6.70
Per Child per session (Book of 5)	24.73	27.20	25.64	28.20
Per Child per session (Book of 10)	38.18	42.00	40.00	44.00
Vacation Care Program (per child per day)	80.00	80.00	88.00	88.00
MEMBERSHIP PACKAGES				
Casual Day Pass (Gym/Aerobics/Pool/Spa/Sauna)	23.64	26.00	23.64	26.00
Membership Cancellation Administration Fee	New	New	24.55	27.00
Swim membership: [per person per annum]				
Individual (Adult)	568.18	625.00	590.91	650.00
6 months membership	367.27	404.00	377.27	415.00
3 months membership	263.64	290.00	272.73	300.00
1 months membership	92.73	102.00	95.45	105.00
Concession (Child, Health care card, seniors card, f/t student)	457.27	503.00	477.27	525.00
6 months membership	323.64	356.00	336.36	370.00
3 months membership	235.45	259.00	245.45	270.00
1 months membership	81.82	90.00	86.36	95.00
Double (each)	510.91	562.00	531.82	585.00
Off Peak (11.00 a.m. to 3.00 p.m. - Monday to Friday)	407.27	448.00	422.73	465.00
Direct Debit - fortnightly deduction	22.73	25.00	23.64	26.00
Direct Debit - fortnightly concession	19.09	21.00	20.00	22.00
Direct Debit - fortnightly double	20.91	23.00	21.82	24.00
Gym: [per person per annum]				
Individual	697.27	767.00	722.73	795.00
6 months membership	452.73	498.00	468.18	515.00
3 months membership	321.82	354.00	336.36	370.00
1 months membership	114.55	126.00	118.18	130.00
Concession [Child, Health care card, seniors card, f/t student]	588.18	647.00	609.09	670.00
6 months membership	393.64	433.00	409.09	450.00
3 months membership	282.73	311.00	295.45	325.00
1 months membership	97.27	107.00	100.00	110.00
Double (each)	641.82	706.00	668.18	735.00
Off Peak (11.00 a.m. to 3.00 p.m. - Monday to Friday)	480.91	529.00	500.00	550.00
Direct Debit - fortnightly deduction	25.45	28.00	26.36	29.00
Direct Debit - fortnightly concession	21.82	24.00	22.73	25.00
Direct Debit - fortnightly double	23.64	26.00	24.55	27.00
Group Fitness Classes only: [per person per annum]				
Individual	697.27	767.00	724.55	797.00
6 months membership	447.27	492.00	468.18	515.00
3 months membership	321.82	354.00	336.36	370.00
1 months membership	114.55	126.00	118.18	130.00
Concession [Child, Health care card, seniors card, f/t student]	588.18	647.00	609.09	670.00

DESCRIPTION	ADOPTED FEE 2022/23 (Exc GST)	ADOPTED FEE 2022/23 (Inc GST)	PROPOSED FEE 2023/24 (Exc GST)	PROPOSED FEE 2023/24 (Inc GST)
6 months membership	393.64	433.00	409.09	450.00
3 months membership	282.73	311.00	295.45	325.00
1 months membership	97.27	107.00	100.00	110.00
Double (each)	641.82	706.00	668.18	735.00
Direct Debit - fortnightly deduction	25.45	28.00	26.36	29.00
Direct Debit - fortnightly concession	21.82	24.00	22.73	25.00
Direct Debit - fortnightly double	23.64	26.00	24.55	27.00
Full membership (includes Gym,Swim and Group Fitness) per annum				
Individual	901.82	992.00	936.36	1,030.00
6 months membership	591.82	651.00	613.64	675.00
3 months membership	423.64	466.00	440.91	485.00
1 months membership	151.82	167.00	159.09	175.00
Concession [Child, Health care card, seniors card, f/t student]	802.73	883.00	831.82	915.00
6 months membership	516.36	568.00	536.36	590.00
3 months membership	370.91	408.00	386.36	425.00
1 months membership	131.82	145.00	136.36	150.00
Double (each)	855.45	941.00	890.91	980.00
Off Peak (11.00 a.m. to 3.00 p.m. - Monday to Friday)	695.45	765.00	722.73	795.00
Direct Debit - fortnightly deduction	33.64	37.00	34.55	38.00
Direct Debit - fortnightly concession	30.00	33.00	30.91	34.00
Direct Debit - fortnightly double	32.73	36.00	33.64	37.00
Remote shift worker membership	475.45	523.00	495.45	545.00
Membership cancellation Administration Fee	23.64	26.00	24.55	27.00
Replacement Membership Card	12.73	14.00	13.64	15.00
Corporate Packages				
Swim Club - (Club Access Only) per person per annum. A 25% discount applies on renewal.	25% Discount	25% Discount	25% Discount	25% Discount
# Corporate member Gym/Swim/Spa/Sauna [per person per annum] 10 plus members (each). A 20% discount applies on renewal.	20% Discount	20% Discount	20% Discount	20% Discount
# City of Busselton staff full membership. (30% discount applies)	30% Discount	30% Discount	30% Discount	30% Discount
Rehabilitation membership (insurance) 3 month Full only	494.55	544.00	504.55	555.00
Health Suites				
Hire - Per day	57.27	63.00	59.09	65.00
Storage - per month	81.82	90.00	84.55	93.00
Meeting Room Hire				
Community - per hour	21.82	24.00	22.73	25.00
Commercial - per hour	36.36	40.00	37.73	41.50
Fitness Room Hires				
Community - per hour	37.27	41.00	38.64	42.50
Commercial - per hour	70.00	77.00	72.73	80.00
NATURALISTE COMMUNITY CENTRE				
Promotions at the discretion of the Chief Executive Officer				
Key / Hire Bond				
Loss of key, unauthorised key transfer to another person, unauthorised key copying, or use of NCC without prior approval - rate per occurrence.	205.00	205.00	213.00	213.00
Additional cleaning fee	Cost + 20%. Extra cleaning min. \$26 per occurrence	Cost + 20%. Extra cleaning min. \$28.60 per occurrence	Cost + 20%. Extra cleaning min. \$36 per/hr	Cost + 20%. Extra cleaning min. \$36 per/hr

DESCRIPTION	ADOPTED FEE 2022/23 (Exc GST)	ADOPTED FEE 2022/23 (Inc GST)	PROPOSED FEE 2023/24 (Exc GST)	PROPOSED FEE 2023/24 (Inc GST)
Stadium				
Casual indoor tennis : Adults - per person per hour.	7.73	8.50	8.18	9.00
Casual indoor tennis : Students - per person per hour.	4.55	5.00	5.00	5.50
Sports Court (per hour) Community peak	51.82	57.00	54.55	60.00
Sports Court (per hour) Community-Off Peak(1pm-4pm Mon-Fri & W'ends)	40.00	44.00	41.82	46.00
Sports Court (per hour) commercial	73.64	81.00	76.36	84.00
Community half court - per hour	26.36	29.00	27.27	30.00
Badminton Court - per hour (includes net, racquets and shuttle)	18.18	20.00	19.09	21.00
Casual Shots per person student rate* conditions apply	2.73	3.00	2.73	3.00
Casual Shots per person* conditions apply	6.36	7.00	6.36	7.00
Whole of stadium day hire - community group	New	New	218.18	240.00
Whole of stadium hire bond	New	New	180.00	180.00
Whole of stadium day hire - commercial	New	New	454.55	500.00
Whole of stadium commercial hire bond	New	New	375.00	375.00
Multi-Purpose Activity Room (Full)				
Community - per hour	37.27	41.00	38.64	42.50
Commercial - per hour	70.45	77.50	73.18	80.50
Community - day hire - full	New	New	309.09	340.00
Commercial - day hire - full	New	New	527.27	580.00
Multi-Purpose Activity Room (Half)				
Community - per hour	22.27	24.50	23.18	25.50
Commercial - per hour	36.36	40.00	37.73	41.50
Storage Community - per shelf per month or 1m2 floor area	23.64	26.00	24.55	27.00
Storage Commercial - per shelf per month or 1m2 floor area	34.55	38.00	35.91	39.50
Hire of Ceiling projector and screen per day	37.27	41.00	39.09	43.00
Casual Usage per hour per person student rate* conditions apply	3.18	3.50	3.27	3.60
Casual Usage per hour per person* conditions apply	6.82	7.50	7.00	7.70
Community - day hire - half	New	New	181.82	200.00
Commercial - day hire - half	New	New	300.00	330.00
Family Activity Area				
Community - per hour	20.91	23.00	21.82	24.00
Commercial - per hour	29.09	32.00	30.00	33.00
Community - day hire	New	New	172.73	190.00
Commercial - day hire	New	New	240.91	265.00
Community Office Space				
Community - per hour	9.55	10.50	10.00	11.00
Commercial - per hour	11.82	13.00	12.27	13.50
Community - day hire	New	New	54.55	60.00
Commercial - day hire	New	New	72.73	80.00
Kitchen/Servery Area (in addition to other bookings)				
Community - per hour	13.18	14.50	13.64	15.00
Commercial - per hour	15.91	17.50	16.36	18.00
Community - day hire	25.45	28.00	54.55	60.00
Commercial - day hire	46.36	51.00	72.73	80.00
Group Fitness				
Per person per class	18.09	19.90	18.64	20.50
Concession per person per class [Health care card, seniors card, f/t student)	12.27	13.50	12.73	14.00
Discount tickets - book of 10	10% Discount	10% Discount	10% Discount	10% Discount
Discount tickets - book of 20	15% Discount	15% Discount	15% Discount	15% Discount
Discount tickets - book of 50	20% Discount	20% Discount	20% Discount	20% Discount
12 month Membership (Individual)	697.73	767.50	724.55	797.00

DESCRIPTION	ADOPTED FEE 2022/23 (Exc GST)	ADOPTED FEE 2022/23 (Inc GST)	PROPOSED FEE 2023/24 (Exc GST)	PROPOSED FEE 2023/24 (Inc GST)
12 Month membership Concession [Health care card, seniors card, f/t student)	588.64	647.50	609.09	670.00
6 months membership	447.73	492.50	468.18	515.00
6 months membership(concession) [Health care card, seniors card, f/t student)	394.09	433.50	409.09	450.00
3 months membership	321.82	354.00	336.36	370.00
3 months membership(concession) [Health care card, seniors card, f/t student)	282.73	311.00	295.45	325.00
1 month Membership	114.55	126.00	118.18	130.00
1 month Membership (concession)				110.00
Pay as you go fortnightly direct debit	25.64	28.20	26.36	29.00
Pay as you go fortnightly direct debit concession	21.45	23.60	22.73	25.00
Membership cancellation Administration Fee	23.36	25.70	24.55	27.00
Double membership - each	642.18	706.40	668.18	735.00
City of Busselton staff Group Fitness membership (30% discount applies)	488.73	537.60	30% Discount	30% Discount
Remote shift worker membership	475.73	523.30	495.45	545.00
Seniors Programs				
<i>Strong Active Seniors; Stretch and Revitalise</i>				
Per person per class	7.64	8.40	7.91	8.70
Discount tickets - book of 10 - 10% discount	10% Discount	10% Discount	10% Discount	10% Discount
Crèche/ Activity Room				
Casual use. Per Child per session (paid on day)	5.91	6.50	6.09	6.70
Crèche Pass (Book of 5)	24.73	27.20	25.64	28.20
Crèche Pass (Book of 10)	38.18	42.00	39.64	43.60
Vacation care program, per child per day	80.00	80.00	88.00	88.00
Shower				
Per person not participating in centre activities, per use of shower facilities	4.73	5.20	5.00	5.50
Stage Hire				
Commercial hire per day, or part of.	102.73	113.00	106.82	117.50
Community hire per day, or part of.	51.36	56.50	53.64	59.00
Stage hire bond, per use	440.00	440.00	457.00	457.00
NCC Grounds Hire				
Community half day	66.36	73.00	69.09	76.00
Commercial half day	113.64	125.00	118.18	130.00
The Break Youth Facility	New	New	15.45	17.00
The Break (community - per hour)	New	New	22.27	24.50
The Break (commercial - per hour)				



City of Busselton
Geographe Bay

CAPITAL ACQUISITION AND CONSTRUCTION
BUDGET

(INCLUSIVE OF FUNDING SOURCES)

2023-2024

**City of Busselton
Capital Acquisition & Construction Report
2023/24 Budget**

Description	Project	Next Budget 2023/24	Carryovers / Relists	Total Capex	Reserves	Restricted Funds (Prepaid Grants, Contributions and Loan Funds)	New Grants and Contributions	Sale of Assets	New Loans	Municipal
Land & Buildings										
Civic and Administration Centre Minor Upgrades(C)	10016		35,000	35,000	35,000					-
Weld Theatre(C)	10025	250,000		250,000	250,000					-
BMRA Hangars(C)	10585		303,790	303,790	303,790					-
Airport Construction, Existing Terminal Upgrade(C)	10589		103,847	103,847	103,847					-
Dunsborough Lakes Sporting Precinct-Pavilion/Changeroom F(C)	10642	1,620,434		1,620,434	470,946	187,500	961,988			-
Geographic Leisure Centre Upgrade(C)	10787	567,464		567,464	567,464					-
Aged Housing Capital Improvements - Harris Road(C)	12331	22,000		22,000						-
Aged Housing Capital Improvements - Winderlup(C)	12333	40,000		40,000						-
Aged Housing Capital Improvements - Winderlup Court (City)(C)	12334	49,000		49,000						-
Smiths Beach New Public Toilet(C)	12331	250,000		250,000	250,000					-
Re-use shop Busselton Transfer Station(C)	12428	125,000	150,000	275,000	125,000	150,000				-
Energy Efficiency Initiatives (Various Buildings) (C)	12440		78,166	78,166	78,166					-
Saltwater - Construction(C)	12471	18,240,616		18,240,616		15,895,857	2,344,759			-
Saltwater - Design of Structure / Professional Fees(C)	12652	292,690		292,690		292,690				-
Saltwater - Contingency (C)	12779	2,111,657		2,111,657		2,111,657				-
Saltwater - Utility Costs (C)	12782	142,670		142,670		142,670				-
Busselton Depot CCTV & Electronic Gate(C)	12795		16,259	16,259	16,259					-
Depot Training Room (C)	12796	75,000		75,000	75,000					-
High Street Hall (C)	12798	10,500		10,500	10,500					-
Old Courthouse and Jail Cells (C)	12800	59,713	43,140	102,853	102,853					-
Airport Terminal Building(C)	12804	10,823	17,658	28,481	28,481					-
Busselton Jetty Tourist Park - Cabin Replacement/Upgrade (C)	12868	540,000		540,000	540,000					-
Administration Building- 2-16 Southern Drive(C)	12929	45,000		45,000	45,000					-
Depot Building-Busselton(C)	12940	270,000		270,000	270,000					-
Lions Park Shopping Centre Toilets (C)	14942	250,000		250,000	250,000					-
Changing Places Accessible Ablutions (C)	14943	100,000		100,000	100,000					-
Commonage Fire Facility (C)	15067	40,000		40,000	40,000					-
Strategic Land Purchases (C)	15073/12847	3,400,000	500,000	3,900,000	1,400,000	295,000			1,750,000	455,000
Vasse Toilet (C)	15074	125,000		125,000	125,000					-
Lunch / Meeting Room for Transfer Station(C)	15077	50,000		50,000	50,000					-
Mosquito Management Facility (C)	15087	120,899		120,899		120,899				-
Total: Land & Buildings		28,808,465	1,247,860	30,056,325	5,348,306	19,196,273	3,306,747	-	1,750,000	455,000
Plant and Equipment										
Dunsborough Cemetery(C)	10700	21,276		21,276	21,276					-
Busselton Jetty Tourist Park- Replace Holden Colorado 4x4(C)	12870		35,000	35,000	25,000			10,000		-
Busselton Jetty Tourist Park - Battery Powered Mule (C)	12872	35,000		35,000	30,000			5,000		-
HINO F31024 Beavertail Truck (Turff) (C)	12881		100,000	100,000	80,000			20,000		-
Isuzu NPR55-190 Single Cab (Turff) (C)	12882		100,000	100,000	80,000			20,000		-
KUBOTA F3690 OUTFRONT MOWER (C)	12884		29,200	29,200	21,200			8,000		-
KUBOTA F3690 OUTFRONT MOWER (C)	12885		29,200	29,200	21,200			8,000		-
Brush / Tree Chipper (C)	12886		100,000	100,000	100,000					-
Plant Purchases (P11) - Redexim Easyspread 1600 Sand Spre(C)	12887		20,000	20,000	19,200			800		-
HINO F52848 Tipper Truck (C&M) (C)	12888		230,000	230,000	230,000					-
Caterpillar C556 Roller (C&M) (C)	12890		180,000	180,000	130,000			50,000		-
ISUZU FVZ1400 Tipper Truck (C&M) (C)	12892		230,000	230,000	230,000					-
Nissan Xtrail ST-L 2WD (Strategic Planning Coord) (C)	12894		35,000	35,000	18,000			17,000		-
NISSAN X-TRAIL ST-L 2WD SUV (ASSET MGMT COORD) (C)	12895		35,000	35,000	18,000			17,000		-
Facilities Co-Ordinator Vehicle (C)	12896		42,000	42,000	23,000			19,000		-
ISUZU D-MAX SX 4X2 SINGLE CAB UTILITY (IRRIGATION) (C)	12897		42,000	42,000	31,000			11,000		-
MITSUBISHI TRITON 4X2 SINGLE CAB UTE (P&G) (C)	12898		42,000	42,000	31,000			11,000		-
Construction & Maintenance Ute (C)	12899		42,000	42,000	27,000			15,000		-
TOYOTA HILUX DUAL CAB 4X4 (CONST SUPERVISOR) (C)	12900		45,000	45,000	25,000			20,000		-
TOYOTA HILUX DUAL CAB 4X4 (MTCF SUPERVISOR) (C)	12901		45,000	45,000	25,000			20,000		-
Manager Governance & Corp Services Vehicle (C)	12902		40,000	40,000	20,000			20,000		-
Plant Purchases (P11) - Minor Plant (P&G) (C)	12904		15,000	15,000	13,000			2,000		-
Plant Purchases (P12) - Minor Plant (C&M) (C)	12906		20,000	20,000	18,500			1,500		-
Program 12 - Minor Plant (Workshop) (C)	12908		10,000	10,000	-			-		-
VOLVO FE320 WASTE TRUCK (C)	12911		459,660	459,660	424,660			35,000		-
Minor Plant - Program 10 (C)	12914		10,000	10,000	-			-		-
Airport Operations - Replacement Toro Groundmaster 7200 M(C)	12932		30,000	30,000	22,000			8,000		-
TOYOTA HILUX SR 4X4 DUAL CAB UTILITY (BMO) (C)	12948		45,000	45,000	25,000			20,000		-
MITSUBISHI PAJERO GLX 4X4 (MGR REG SERV) (C)	14744		41,500	41,500	21,500			20,000		-
Wheeled 20t excavator Inc. Accessories(C)	14818		485,000	485,000	485,000					-
Posittrak (Cat 299) with Accessories (C)	14819		250,000	250,000	250,000					-
Trailer for Towing Posittrak & Traffic Lights(C)	14820		40,000	40,000	40,000					-
Trailer Traffic Lights x 2 (and Sign Cones)(C)	14821		45,000	45,000	45,000					-
VOLVO FE320 WASTE TRUCK (C)	14823		473,545	473,545	438,545			35,000		-
HINO CREW CAB TIPPER TRUCK (C)	14842		100,540	100,540	77,540			23,000		-
PERUZZO BULL SLASHER (C)	14946	60,000		60,000	57,000			3,000		-
KUBOTA MULE (C)	14949	15,000		15,000	10,000			5,000		-
ISOL SELF BUNDED DIESEL FUEL TANK (C)	14951	15,000		15,000	14,500			500		-
MITSUBISHI TRITON 4x2 SINGLE CAB (C)	14954	35,000		35,000	25,000			10,000		-
VOLVO FE320 WASTE TRUCK (C)	14960	480,000		480,000	480,000					-
WATER TANK FOR DUST SUPPRESSION (C)	14962	25,000		25,000	25,000					-
DIESEL TANK DWF (C)	14966	50,000		50,000	50,000					-
HOOKLIFT BIN BWTs (C)	14968	18,000		18,000	18,000					-
HOOKLIFT BIN BWTs (C)	14970	18,000		18,000	18,000					-
HOOKLIFT BIN BWTs (C)	14972	18,000		18,000	18,000					-
HOOKLIFT BIN (C)	14974	18,000		18,000	18,000					-
HOOKLIFT BIN (C)	14976	18,000		18,000	18,000					-
ABLE GL3013 GENERATOR (C)	14978	50,000		50,000	50,000					-
WASTE COORDINATOR VEHICLE (C)	14980	35,000		35,000	35,000					-
TOYOTA HILUX 4x2 SINGLE CAB (C)	14982	36,000		36,000	26,000			10,000		-
ISUZU D-MAX 4x2 DUAL CAB (C)	14984	40,000		40,000	30,000			10,000		-
HOLDEN COLORADO 4x4 DUAL CAB (C)	14986	36,000		36,000	26,000			10,000		-
HUSQVARNA RC318T RIDE ON MOWER (C)	15004	18,000		18,000	15,000			3,000		-
HINO 917 CREW CAB (C&M) (C)	15006	100,000		100,000	80,000			20,000		-
ISUZU NPR400 CREW CAB (C&M) (C)	15008	100,000		100,000	80,000			20,000		-
HINO GH1728 AUTO TRUCK (C&M) (C)	15013	400,000		400,000	350,000			50,000		-
HINO GF1628 REAR TIPPING TRUCK (P&G) (C)	15016	150,000		150,000	100,000			50,000		-
TORO 4010D GROUNDMASTER MOWER (P&G) (C)	15018	150,000		150,000	130,000			20,000		-
ISUZU DMAX 4X2 SINGLE CAB (P&G) FORESHORE IRRIGATION (C)	15023	42,000		42,000	31,000			11,000		-
TOYOTA HILUX 4X4 EXTRA CAB UTILITY (IRRIGATION) (C)	15025	45,000		45,000	34,000			11,000		-
FORD RANGER 4X4 DUAL CAB UTE (CESM) (C)	15028	55,000		55,000	35,000			20,000		-
SUBARU OUTBACK 2.5i PREMIUM WAGON (C)	15032	35,000		35,000	20,000			15,000		-
SUBARU OUTBACK AWD WAGON (RANGERS CO-ORDINATOR) (C)	15034	35,000		35,000	20,000			15,000		-
SUBARU OUTBACK 2.5i AWD PREMIUM (MGR CULTURE & EVENTS) (C)	15036	40,000		40,000	20,000			20,000		-
MAZDA C09 FWD SUV (Director CCS) (C)	15038	50,000		50,000	25,000			25,000		-
SUBARU OUTBACK AWD (Director PDS) (C)	15040	50,000		50,000	25,000			25,000		-
Nissan X-Trail Ti 4x4 SUV (Mgr Fin Serv) (C)	15042	40,000		40,000	20,000			20,000		-
Toyota Fortuner GX 4x4 SUV (Mgr Eng Tech Srv) (C)	15045	40,000		40,000	20,000			20,000		-
SUBARU FORESTER 2.5i-AWD (MGR DEV SERV) (C)	15048	40,000		40,000	20,000			20,000		-
NISSAN X TRAIL STL 4x4 SUV (LIESURE CENTRES COORD) (C)	15050	35,000		35,000	18,000			17,000		-
MITSUBISHI OUTLANDER LS AWD (HR COORD) (C)	15052	35,000		35,000	18,000			17,000		-
HAZMET and Dangerous Goods Storage(C)	15078	108,500		108,500	108,500					-
New Airport Manager Vehicle (C)	15083	40,000		40,000	40,000					-

City of Busselton Capital Acquisition & Construction Report 2023/24 Budget										
Description	Project	Next Budget 2023/24	Carryovers / Relists	Total Capex	Reserves	Restricted Funds (Prepaid Grants, Contributions and Loan Funds)	New Grants and Contributions	Sale of Assets	New Loans	Municipal
Total: Plant and Equipment		2,631,776	3,446,645	6,078,421	5,214,621	-	-	863,800	-	-
Furniture and Equipment										
Administration Building Furniture& Equipment C)	15082		15,000	15,000	15,000					-
Busselton Depot Building Furniture & Equipment (C)	15088		10,813	10,813	10,813					-
Naturaliste Community Centre (NCC) - Purchase Office Furn(C)	12878		20,000	20,000	20,000					-
Events Furniture & Equipment(C)	14729		5,138	5,138	5,138					-
Geographie Leisure Centre Fitness Equipment(C)	14730		18,160	18,160	18,160					-
Cultural Planning Furniture & Equipment(C)	14731		9,500	9,500		9,500				-
NCC - Les Mills Pump Rack (C)	15063	8,000		8,000						-
Ice Machine (C)	14939	10,000		10,000	10,000					-
Sculpture By The Bay (C)	15059	12,000		12,000	12,000					-
GLC Cafe Double Fridge (C)	15064	20,000		20,000	20,000					-
Differential GPS (C)	15065	20,000		20,000	20,000					-
Dunsborough Depot(C)	14927	21,300		21,300	21,300					-
P&E - P&G Smart Technologies(C)	10965	75,000		75,000	75,000					-
Saltwater - IT Hardware & Software (C)	12783	181,250		181,250		181,250				-
Saltwater - Loose Furniture & Fittings (C)	12781	228,551		228,551		228,551				-
ICT Services - Equipment & Software Purchases(C)	12876	965,497		965,497	965,497					-
Total: Furniture and Equipment		1,541,598	78,611	1,620,209	1,200,908	419,301	-	-	-	-
Roads Infrastructure										
Wilyabrup Road Resheet(C)	11193		80,643	80,643	80,643					-
Bussell Highway(C)	11199	750,000	1,284,712	2,034,712	678,321		1,356,391			-
Caves Road - Median Crossing(C)	11987		17,043	17,043	17,043					-
Payne Road(C)	12005	878,066		878,066	488,066		380,000			-
North Jindong Road(C)	12611	792,600		792,600	292,600		500,000			-
Commonage Road(C)	12827	769,500		769,500	269,500		500,000			-
Nuttman Road (C)	12842		54,724	54,724	54,724					-
Road Access Seal - Busselton Animal care facility(C)	14817		49,766	49,766	49,766					-
Cook Street - Asphalt Overlay SLK 0.39 to 1.25 (C)	14850	351,574		351,574	351,574					-
Strelly Street - Rehabilitation SLK 0.05 to 1.2 (C)	14851	720,000		720,000	240,000		480,000			-
North Jindong Road - Prelims and Land Acq SLK 0 to 0 (C)	14852	12,000		12,000	12,000					-
Jalbarragup Road - Reseal SLK 0 to 10.75 (C)	14853	600,000		600,000	600,000					-
Boallia Road - Recon and Widening SLK 1.5 to 2.3 (C)	14854	553,832		553,832	553,832					-
Vasse Yallingup Siding Road - Design only SLK 0 to 0 (C)	14855	16,500		16,500	16,500					-
Peron Avenue - Asphalt Overlay SLK 0.17 to 0.76 (C)	14856	450,030		450,030	450,030					-
West Street - Rehabilitation SLK 1.02 to 1.15 (C)	14857	181,000		181,000	181,000					-
Artisan Street - Asphalt Overlay SLK 0.02 to 0.16 (C)	14858	46,152		46,152	46,152					-
Kershaw Street - Asphalt Overlay SLK 0 to 0.25 (C)	14859	69,271		69,271	69,271					-
Thornhill Court - Asphalt Overlay SLK 0 to 0.08 (C)	14860	20,662		20,662	20,662					-
Grevillea Cove - Asphalt Overlay SLK 0 to 0.08 (C)	14861	22,243		22,243	22,243					-
Baudin Street - Asphalt Overlay SLK 0 to 0.1 (C)	14862	95,132		95,132	95,132					-
Cormorant Court - Asphalt Overlay SLK 0 to 0.08 (C)	14863	23,616		23,616	23,616					-
Sugarloaf Road - Second Coat Seal SLK 0 to 0 (C)	14864	66,521		66,521	66,521					-
Yallingup Beach Road - Reseal SLK 0 to 0.19 (C)	14865	30,698		30,698	30,698					-
Old Vasse Highway - Reseal SLK 0 to 1.83 (C)	14866	13,535		13,535	13,535					-
McDonald Road - Unsealed Resheet SLK 0.02 to 0.88 (C)	14867	60,534		60,534			60,534			-
Chambers Road - Unsealed Resheet SLK 2.1 to 4.26 (C)	14868	151,848		151,848			151,848			-
Silverwood Road - Unsealed Resheet SLK 0.01 to 1.3 (C)	14869	91,314		91,314			91,314			-
Downs Road - Unsealed Resheet SLK 2.0 to 3.35 (C)	14870	95,418		95,418			95,418			-
Jalbarragup Road New Shoulders (C)	15085		1,744,420	1,744,420	200,000		1,544,420			-
Total: Roads Infrastructure		6,862,046	3,231,308	10,093,354	4,933,429	-	5,159,925	-	-	-
Car Parks Infrastructure										
Carpark Hotel Site 2(C)	14815		192,546	192,546	192,546					-
Forrest Beach Horse Float Carparking Area(C)	14873	194,446		194,446	194,446					-
Disabled Parking - Bay Busselton Foreshore (Old TennisCourt)(C)	14874	10,000		10,000	10,000					-
Eagle Bay Boat Ramp Parking off Fern Road(C)	14875	30,000		30,000	30,000					-
Eagle Crescent on road parking - Eagle Bay(C)	14876	37,000		37,000	37,000					-
Rotary Park Stage 1 - Design, permits and clearing(C)	14877	20,000		20,000	20,000					-
Senior Citizens Universal Access Parking(C)	14878	57,893		57,893	57,893					-
Total: Car Parks Infrastructure		349,339	192,546	541,885	541,885	-	-	-	-	-
Footpaths Infrastructure										
Busselton CBD Footpath Renewal(C)	10741		54,585	54,585	54,585					-
Coastal Principled Shares Path (C)	12816		70,488	70,488	70,488					-
Townscape Works Busselton(C)	14814	100,000		100,000	100,000					-
Upgrade Harris Rd POS Access (C)	15072	10,000		10,000	10,000					-
Dunsborough Lakes Drive - Caves Road(C)	14896	15,000		15,000	15,000					-
Queen St - Queen St & Prince St Roundabout Zebra Cross(C)	14889	16,000		16,000	16,000					-
Telstra Park - Lot 4 Naturaliste Terrace(C)	14894	20,000		20,000	20,000					-
GLC footpath nib (C)	14905	20,000		20,000	20,000					-
Upgrade Wagin Gardens Footpath Access (C)	15071	20,000		20,000	20,000					-
DAIP - Disability Access(C)	10903	30,000		30,000	30,000					-
Bay View Crescent - Curtis Bay Lot 62 to Lot 4(C)	14893	55,000		55,000	55,000					-
Adelaide Street - Lot 11 to Stanley St(C)	14891	56,430		56,430	56,430					-
Naturaliste Terrace Footbridge Renewal #6017 Lot 254(C)	14897	110,000		110,000	110,000					-
Carey St - Kent Street and Harris to Peel(C)	14890	113,886		113,886	113,886					-
Bay View Street - Bussell Hwy to Dorset Street(C)	14888	126,198		126,198	126,198					-
Peron Avenue - Chester Way to Pimplea Parade(C)	14892	147,000		147,000	147,000					-
Vincent Street to Geographie Bay Road (Reserve 44343)(C)	14895	400,000		400,000	400,000					-
Coastal Shared Path - Forth St to Holgate(C)	14887	460,000		460,000	230,000		230,000			-
Total: Footpaths Infrastructure		1,599,514	225,073	1,824,587	1,594,587	-	230,000	-	-	-
Parks, Gardens and Reserves										
Meelup Coastal Parking & Landscaping(C)	10613		178,238	178,238	178,238					-
Depot Washdown Facility Upgrades(C)	10688		76,700	76,700	76,700					-
Foreshore Busselton - High Street to Carey Street(C)	10765	50,000		50,000	50,000					-
Foreshore Yallingup Capital(C)	10766	20,000		20,000	20,000					-
Rotary Park / War Memorial Relocation(C)	10831	525,000		525,000	375,000		150,000			-
Mitchell Park Upgrade(C)	10951	37,000		37,000	37,000		37,000			-
Poosum Park Barnard East Upgrade(C)	10952	30,000		30,000	30,000					-
Youth Skate Park(C)	10953	20,000		20,000	20,000					-
Minor Capital Improvements, Fencing, Seating, Lighting et(C)	10963	40,000		40,000	40,000					-
Provence SAR Area General Improvements to the Area(C)	10966	160,000		160,000	160,000					-
New Shade Sails - multiple locations (C)	10967	190,000	75,165	265,165	265,165					-
Vasse SAR Area General Improvements to the Area(C)	10969	70,000		70,000	70,000					-
Pioneer Cemetery - Implement Conservation Plan(C)	11024	21,276		21,276	21,276					-
Park Furniture Renewals - Replace aged & unsafe Equip(C)	11035	55,000		55,000	55,000					-
Cricknet Wicket Renewal(C)	12251	30,000		30,000	30,000					-
Busselton Tennis Club - Infrastructure(C)	12254	46,000		46,000			46,000			-

City of Busselton Capital Acquisition & Construction Report 2023/24 Budget										
Description	Project	Next Budget 2023/24	Carryovers / Relists	Total Capex	Reserves	Restricted Funds (Prepaid Grants, Contributions and Loan Funds)	New Grants and Contributions	Sale of Assets	New Loans	Municipal
Busselton Townscape Street Furniture Renewals (C)	12267	40,000		40,000	40,000					-
Rails to Trails - Continuation of Implementation Plan(C)	12382	105,000		105,000	105,000					-
Dunsborough Lakes Sporting Precinct (Stage 1)(C)	12407	730,000		730,000	560,204		169,796			-
City Lined Landfill Stage 2 - Preliminary Works(C)	12421		80,000	80,000	80,000					-
Busselton Landfill Post-closure Capping, Rehab & Remediat(C)	12425		2,000,000	2,000,000	2,000,000					-
Dunsborough - BMX / Skatebowl(C)	12511	10,000		10,000	10,000					-
Dunsborough Town Centre/ Foreshore(C)	12528	30,000		30,000	30,000					-
Salwater - Landscaping (C)	12780	754,983		754,983		754,983				-
Churchill Park - Main Oval Renewal (C)	12821	550,000		550,000	550,000					-
Mitchell Park Landscape Upgrade Stage 2(C)	12846	150,000		150,000			150,000			-
Sport Oval Lighting - Vasse Ovals(C)	12849		116,731	116,731	116,731					-
Dunsborough Lakes Sporting Precinct (Stage 1) - Planning (C)	12850	150,000		150,000	150,000					-
RBFS Old Dunsborough Boat Ramp Scour Protection (C)	14811		33,240	33,240	8,310		24,930			-
Metricup Cemetery - Paths & Ashes Itemment(C)	14900	10,000		10,000	10,000					-
Port Geographe POS Retaining Wall Renewals(C)	14901	53,000		53,000	53,000					-
Centennial Park Irrigation renewal(C)	14903	125,000		125,000	125,000					-
Beach Shower/Water Fountain Ren Busselton Foreshore(C)	14904	20,000		20,000	20,000					-
Dunsborough Oval Skatepark Lighting Renewal(C)	14906	70,000		70,000	70,000					-
Busselton Foreshore - Annual Renewals (C)	14907	50,000		50,000	50,000					-
Dunsborough Town Centre & Foreshore - Annual Renewals (C)	14908	30,000		30,000	30,000					-
Lou Weston Basketball System upgrades (C)	14909	32,000		32,000	32,000					-
Seymour Park - Replacement of Decking(C)	14910	50,600		50,600	50,600					-
Jarrahood Playground Equipment Renewal(C)	14911	26,000		26,000	26,000					-
Newtown Oval New Playground Equipment(C)	14912	15,000		15,000	15,000					-
Heron Place - New New Playground Equipment(C)	14913	10,000		10,000	10,000					-
Lou Weston Playground Equipment Renewal(C)	14914	60,000		60,000	60,000					-
Busselton Foreshore disability carousel renewal(C)	14915	45,000		45,000	45,000					-
Dunsborough Foreshore disability carousel renewal(C)	14916	45,000		45,000	45,000					-
Meelup Regional Park - Capital Projects(C)	14917	178,000		178,000	178,000					-
BBQ Placement and Replacement(C)	14918	30,000		30,000	30,000					-
Beach Access stairs (C)	14919	55,000		55,000	55,000					-
Busselton Works Depot Parks & Gardens Product Bays(C)	14944	20,000		20,000	20,000					-
Total: Parks, Gardens and Reserves		4,738,859	2,560,074	7,298,933	5,966,224	754,983	577,726	-	-	-
Drainage Infrastructure										
North Street Drainage Works(C)	12815	231,149		231,149	231,149					-
Busselton LIA Drainage Investigation & Design(C)	14879	50,000		50,000	50,000					-
Chapman Street Mitigate private property inundation(C)	14880	154,000	96,000	250,000	250,000					-
Dunsborough Lakes Drive No 69/71(C)	14881	112,215		112,215	112,215					-
Dunsborough Lakes Condition Inspection & Design(C)	14882	50,000		50,000	50,000					-
Carey Street Drainage Renewals(C)	14883	252,894		252,894	252,894					-
Depuch Close - Eagle Bay(C)	14884	76,473		76,473	76,473					-
Heppingstone & Hale Street Intersection(C)	14885	33,718		33,718	33,718					-
Hester Steet Drainage Renewal SLK0.33 (C)	14886	18,027		18,027	18,027					-
WSUD Improv Drainage Outlets and Catchments(C)	14945	30,000		30,000	30,000					-
Total: Drainage Infrastructure		1,008,476	96,000	1,104,476	1,104,476	-	-	-	-	-
Regional Airport and Industrial Park										
Airport Construction Stage 2, Airfield(C)	10583		337,478	337,478	22,478		315,000			-
Airport - Other Buildings(C)	12941	5,000		5,000	5,000					-
RFDs relocation(C)	14836	177,515	188,665	366,180	177,515		188,665			-
BMRAP - Apron Lighting(C)	14838	65,000		65,000	65,000					-
BMRAP - Apron CCTV(C)	14839	50,000		50,000	50,000					-
BMRA MAGS Improvements (C)	15060	17,000		17,000	17,000					-
BMRA Gate 1 Replacement (C)	15061	10,000		10,000	10,000					-
BMRA GA Precinct Reseal (C)	15062	437,620		437,620	218,810		218,810			-
Total: Regional Airport and Industrial Park		762,135	526,143	1,288,278	565,803	-	722,475	-	-	-
Grand Total		48,302,208	11,604,260	59,906,468	26,470,238	20,370,557	9,996,873	863,800	1,750,000	455,000



All Communications to:

T (08) 9781 0444

E city@busselton.wa.gov.au

Locked Bag 1 Busselton WA 6280

www.busselton.wa.gov.au



Reserve Amendment Details

Reserve Name:	Building Asset Renewal Reserve – General Building
Action:	<i>Amend name, purpose and consolidate with the reserves listed below by transferring the opening balances of those reserves to the Buildings Reserve on the 1st of July, along with any planned transfers to/from those reserves, and then close them.</i>
Amended Name:	<i>Buildings Reserve</i>
Current Purpose:	To provide funding for the major maintenance, renewal, replacement, upgrading and future building requirements for SLH2 to SLH6 assets that are not provided for within other reserve accounts.
Amended Purpose:	<i>To set aside, hold and provide funding for major maintenance and capital expenditure requirements associated with renewal, upgrade and replacement of existing building assets.</i>
Reserves to be Consolidated into the Buildings Reserve:	
Reserve Name:	Barnard Park Sports Pavilion Building Reserve
Current Purpose:	To provide funding for the major maintenance, renewal, replacement, upgrading and future building and fit out requirements for the asset.
Reserve Name:	Railway House Building Reserve
Current Purpose:	To provide funding for the major maintenance, renewal, replacement, upgrading and future building and fit out requirements for the asset.
Reserve Name:	Youth and Community Activities Building Reserve
Current Purpose:	To provide funding for the major maintenance, renewal, replacement, upgrading and future building and fit out requirements for the asset.
Reserve Name:	Busselton Library Building Reserve
Current Purpose:	To provide funding for the major maintenance, renewal, replacement, upgrading and future building and fit out requirements for the asset.
Reserve Name:	Busselton Community Resource Centre Reserve
Current Purpose:	To provide funding for the major maintenance, renewal, replacement, upgrading and future building and fit out requirements for the asset.
Reserve Name:	Geographe Leisure Centre Building (GLC) Reserve
Current Purpose:	To provide funding for the major maintenance, renewal, replacement, upgrading and future building and fit out requirements for the asset.
Reserve Name:	Naturaliste Community Centre Building (NCC) Reserve
Current Purpose:	To provide funding for the major maintenance, renewal, replacement, upgrading and future building and fit out requirements for the asset.
Reserve Name:	Civic and Administration Building Reserve
Current Purpose:	To provide funding for the major maintenance, renewal, replacement, upgrading and future building and fit out requirements for the asset.
Reserve Name:	Peel Tce/Causeway Rd Building Reserve
Current Purpose:	To provide funding for the major maintenance, renewal, replacement, upgrading and future building and fit out requirements for the asset.
Reserve Name:	Lou Weston Oval Pavilion Reserve
Current Purpose:	To provide funding for the major maintenance, renewal, replacement, upgrading and future building and fit out requirements for the asset.

Reserve Name:	Road Asset Renewal Reserve
Action:	<i>Amend name, purpose and consolidate with the reserve listed below by transferring the opening balance of that reserve to the Roads Reserve on the 1st of July, along with any planned transfers to/from that reserve, and then close it.</i>
Amended Name:	<i>Roads Reserve</i>
Current Purpose:	To provide funding for the major maintenance, renewal, replacement, upgrading and future requirements with respect to Road Infrastructure assets within the District.
Amended Purpose:	<i>To hold and provide funding for major maintenance and capital expenditure requirements associated with renewal, upgrade and replacement of existing road infrastructure assets, plus planing for and construction of future new road requirements.</i>
Reserve to be Consolidated into the Roads Reserve:	
Reserve Name:	Major Traffic Improvements Reserve
Current Purpose:	To provide funding for the major maintenance, renewal, replacement, upgrading and future building and fit out requirements for the asset.

Reserve Amendment Details

Reserve Name:	New Infrastructure Development Reserve
Action:	<i>Amend purpose and consolidate with the reserve listed below by transferring the opening balance of that reserve to the New Infrastructure Development Reserve on the 1st of July, along with any planned transfers to/from that reserve, and then close it.</i>
Current Purpose:	For the purpose of setting aside funds to facilitate the identification, design and development/construction of new infrastructure and other capital projects as identified in the City's LTFP.
Amended Purpose:	<i>To set aside, hold and provide funding in order to facilitate the identification, design, development and construction of new infrastructure and other capital projects as identified in the annual budget, which in turn has been informed by the City's Strategic Community Plan, Corporate Business Plan and Long Term Financial Plan.</i>
Reserve to be Consolidated into the New Infrastructure Development Reserve:	
Reserve Name:	Vasse Sports Pavilion Building Reserve
Current Purpose:	To provide funding for the construction, major maintenance, renewal, replacement, upgrading and future building and fit out requirements for the asset.

Reserve Name:	Other Infrastructure Reserve
Action:	<i>Amend purpose and consolidate with the reserves listed below by transferring the opening balances of those reserves to the Other Infrastructure Reserve on the 1st of July, along with any planned transfers to/from those reserves, and then close them.</i>
Amended Name:	N/A
Current Purpose:	To provide funding for the major maintenance and renewal of other infrastructure not specifically provided for in other reserves.
Amended Purpose:	<i>To hold and provide funding for major maintenance and capital expenditure requirements associated with renewal, upgrade and replacement of existing other infrastructure assets, not specifically provided for in other reserves.</i>
Reserves to be Consolidated into the Other Infrastructure Reserve:	
Reserve Name:	CBD Enhancement Reserve
Current Purpose:	To provide funds for Capital and maintenance works and improvements within the Busselton and Dunsborough Central Business Districts.
Reserve Name:	Cemetery Reserve
Current Purpose:	To provide funds for Capital and maintenance works and improvements within the Busselton and To provide funding for the renewal, expansion and establishment of Cemeteries within the district.
Reserve Name:	LED Street Lighting Replacement Program Reserve
Current Purpose:	To provide funds for the on-going replacement of street lighting throughout the district with LED capacity.

Reserve Name:	Airport Infrastructure Renewal and Replacement Reserve
Action:	<i>Amend name, purpose and consolidate with the reserves listed below by transferring the opening balances of those reserves to the Airport Reserve on the 1st of July, along with any planned transfers to/from those reserves, and then close them.</i>
Amended Name:	<i>Airport Reserve</i>
Current Purpose:	To provide funding for the major maintenance, renewal, replacement, upgrading and installation of Airport Infrastructure, Plant, Furniture and Equipment.
Amended Purpose:	<i>To set aside, hold and provide funding for major maintenance and capital expenditure requirements associated with renewal, upgrade and replacement of existing airport and airport related assets, plus future development, marketing and noise mitigation needs.</i>
Reserves to be Consolidated into the Airport Reserve:	
Reserve Name:	Airport Marketing and Incentive Reserve
Current Purpose:	The purpose of promoting and providing incentives for the Busselton Margaret River Airport.
Reserve Name:	Airport Noise Mitigation Reserve
Current Purpose:	To be utilised for the purpose of noise mitigation related activities surrounding the Airport precinct.
Reserve Name:	Airport Existing Terminal Building Reserve
Current Purpose:	To provide funding for the major maintenance, renewal, replacement, upgrading and future building and fit out requirements for the asset.

Reserve Amendment Details

Reserve Name:	Marketing and Area Promotion Reserve
Action:	Amend name and purpose.
Amended Name:	Events, Marketing and Business Development Reserve
Current Purpose:	To fund the City's contributions and expenditure on tourism, marketing, area promotion and events activities as a result of MERG funding allocations.
Amended Purpose:	To fund the City's contributions and expenditure on tourism, business and industry development, marketing, area promotion, and events activities, per funding allocations agreed with community reference groups.

Reserve Name:	Parks, Gardens and Reserves Reserve
Action:	Amend name, purpose and consolidate with the reserve listed below by transferring the opening balance of that reserve to the Parks & Gardens Reserve on the 1st of July, along with any planned transfers to/from that reserve, and then close it.
Amended Name:	Parks & Gardens Reserve
Current Purpose:	To provide funding for the major maintenance and renewal of Parks, Gardens and Reserves within the District.
Amended Purpose:	To provide funding for the major maintenance and renewal of Parks, Gardens, Public Open Spaces and Reserves within the District.
Reserve to be Consolidated into the Parks & Gardens Reserve:	
Reserve Name:	Busselton Foreshore Reserve
Current Purpose:	To provide funds for on-going asset maintenance and any future capital works.

Reserve Name:	Waterways Restoration Reserve
Action:	Consolidate with the reserve listed below by transferring the opening balance of that reserve to the Waterways Restoration Reserve on the 1st of July, along with any planned transfers to/from that reserve, and then close it.
Current Purpose:	To provide for any works required to rejuvenate, revive or rectify natural waterways within the Busselton district.
Reserve to be Consolidated into the Waterways Restoration Reserve:	
Reserve Name:	Busselton Area Drainage and Waterways Improvement Reserve
Current Purpose:	To hold development contributions for the provision of drainage works and the management and improvement of waterways and adjacent reserves within Busselton including the lower Vasse River.

Reserve Name:	Corporate IT Systems Reserve
Action:	Consolidate with the reserve listed below by transferring the opening balance of that reserve to the Corporate IT Systems Reserve on the 1st of July, along with any planned transfers to/from that reserve being returned to the municipal account, and then close it.
Current Purpose:	To provide funding in relation to the ongoing development, enhancement and/ or replacement of the City's corporate systems. To be utilised for the renewal and replacement or introduction of new IT platforms/ hardware for the City.
Reserve to be Consolidated into the Corporate IT Systems Reserve:	
Reserve Name:	Emergency Disaster Recovery Reserve
Current Purpose:	To provide funding for Disaster Recovery activities including natural and man-made events.

Reserves to be closed and funds returned to the municipal account:	
Reserve Name:	Commonage Community Facilities Dunsborough Lakes South Reserve
Current Purpose:	For the purpose of the provision of future recreational facilities at Dunsborough Lakes South in accordance with the Dunsborough Lakes Developer Contributions Plan.
Reserve Name:	Commonage Precinct Infrastructure Road Reserve
Current Purpose:	To be utilised for the purpose of road infrastructure and road safety upgrades within the Commonage Contribution Area in accordance with the Commonage Contributions Area policy provisions.
Reserve Name:	Energy Sustainability Reserve
Current Purpose:	To provide funding for the investigation, implementation and optimisation of Energy Sustainability initiatives within the District.

7. CLOSURE

The Presiding Member closed the meeting at 4:12 pm.

These minutes for the Special Council Meeting 26 July 2023 were confirmed as a true and correct record on 16 August 2023

Date: 16 August 2023

Presiding Member:

