



Finance Committee

# Minutes

Wednesday 1 May 2024

## *Our Vision*

Where environment, lifestyle and opportunity meet



## *Community Aspirations*



### KEY THEME 1

#### **Environment**


An environment that is valued, conserved and enjoyed by current and future generations.



### KEY THEME 2

#### **Lifestyle**

A place that is relaxed, safe and friendly, with services and facilities that support positive lifestyles and wellbeing.



### KEY THEME 3

#### **Opportunity**

A vibrant City with diverse opportunities and a prosperous economy.



### KEY THEME 4

#### **Leadership**

A Council that connects with the community and is accountable in its decision making.

## MINUTES

Minutes of a meeting of the Finance Committee held in the Council Chambers, Administration Building, Southern Drive, Busselton, on Wednesday 1 May 2024 at 10:00 am.

### TABLE OF CONTENTS

<b>1 OFFICIAL OPENING.....</b>	<b>4</b>
<b>2 ATTENDANCE.....</b>	<b>4</b>
<b>3 DISCLOSURES OF INTEREST .....</b>	<b>5</b>
<b>4 PUBLIC QUESTION TIME.....</b>	<b>5</b>
4.1 RESPONSES TO PREVIOUS QUESTIONS TAKEN ON NOTICE .....	5
4.2 QUESTION TIME FOR PUBLIC.....	5
<b>5 CONFIRMATION AND RECEIPT OF MINUTES.....</b>	<b>6</b>
5.1 FINANCE COMMITTEE MEETING 3 APRIL 2024 .....	6
<b>6 REPORTS.....</b>	<b>7</b>
6.1 LIST OF PAYMENTS MADE - MARCH 2024 .....	7
6.2 MONTHLY FINANCIAL REPORT - YEAR TO DATE 31 MARCH 2024 .....	22
6.3 ADOPTION OF SCHEDULE OF FEES AND CHARGES FOR 2024/25 .....	59
6.4 LEISURE CENTRES CAPITAL FUNDS .....	115
<b>7 CONFIDENTIAL MATTERS .....</b>	<b>120</b>
<b>8 NEXT MEETING DATE .....</b>	<b>120</b>
<b>9 CLOSURE.....</b>	<b>120</b>

## 1 OFFICIAL OPENING

The meeting opened at 10:01am.

The Presiding Member welcomed Councillors, staff, guests and members of the public to the Finance Committee Meeting of 1 May 2024.

The Presiding Member acknowledged the Wadandi and Bibbulmun people as the traditional custodians of this region and paid respects to Elders past and present.

This meeting was audio recorded for minute taking purposes.

## 2 ATTENDANCE

PRESIDING MEMBER	MEMBERS
Cr Kate Cox	Mayor Phill Cronin
	Cr Val Kaigg
	Cr Jarrod Kennedy
	Cr Jodie Richards ( <i>from 10:06am</i> )

OFFICERS	
Mr Gary Barbour	Director Community Planning
Mr Oliver Darby	Director Infrastructure and Environment
Ms Maxine Palmer	Director Economic and Business Development
Mr Ben Whitehill	Acting Director Corporate Strategy and Performance
Mr Paul Sheridan	Manager Financial Services
Mr Jeffrey Corker	Finance Coordinator
Ms Mary Everuss	Leisure Centres Coordinator
Ms Jo Barrett-Lennard	Governance Officer

APOLOGIES	
Nil	

### **3 DISCLOSURES OF INTEREST**

#### **DISCLOSURES OF FINANCIAL INTEREST**

Nil

#### **DISCLOSURES OF IMPARTIALITY INTEREST**

Nil

### **4 PUBLIC QUESTION TIME**

#### **4.1 RESPONSES TO PREVIOUS QUESTIONS TAKEN ON NOTICE**

Nil

#### **4.2 QUESTION TIME FOR PUBLIC**

Nil

## **5 CONFIRMATION AND RECEIPT OF MINUTES**

### **5.1 Finance Committee meeting 3 April 2024**

#### **COMMITTEE DECISION**

**F2405/15** Moved Cr Val Kaigg, seconded Cr Jarrod Kennedy

**That the Minutes of the Finance Committee meeting 3 April 2024 be confirmed as a true and correct record.**

**CARRIED 4 / 0**

**FOR: Mayor Phill Cronin, Cr Val Kaigg, Cr Kate Cox and Cr Jarrod Kennedy**

**AGAINST: Nil**

10:06am At this time, Cr Jodie Richards entered the meeting.

## 6 REPORTS

### 6.1 List of Payments Made - March 2024

<b>Strategic Theme:</b>	Key Theme 4: Leadership 4.2 Deliver governance systems that facilitate open, ethical and transparent decision making. 4.5 Responsibly manage ratepayer funds to provide for community needs now and in the future.
<b>Directorate:</b>	Corporate Strategy and Performance
<b>Reporting Officer:</b>	Manager Financial Services – Paul Sheridan
<b>Authorised By:</b>	Director Corporate Strategy and Performance – Sarah Pierson
<b>Nature of Decision:</b>	Noting: The item is simply for information purposes and noting.
<b>Voting Requirements:</b>	Simple Majority
<b>Disclosures of Interest:</b>	No officers preparing this item have an interest to declare.
<b>Attachments:</b>	1. List of Payments for Council March 2024 [6.1.1 - 11 pages] 2. List of Payments for Council March 2024 YTD Industry & Regional Allocations [6.1.2 - 1 page]

#### COMMITTEE RECOMMENDATION

**F2405/16** Moved Mayor Phill Cronin, seconded Cr Val Kaigg

**That the Council notes payment of voucher numbers for the month of March 2024 as follows:**

<b>CHEQUE PAYMENTS</b>	119898 - 119951	46,162.05
<b>ELECTRONIC FUNDS TRANSFER PAYMENTS</b>	101627 - 102210	10,273,222.54
<b>TRUST ACCOUNT PAYMENTS</b>	EFT# TR000027 - TR000041	5,578.03
<b>PAYROLL PAYMENTS</b>	01.03.2024 - 31.03.2024	1,823,013.97
<b>INTERNAL PAYMENT VOUCHERS</b>	DD #5629 - 5669	107,778.93
<b>TOTAL PAYMENTS</b>		<b>12,255,755.52</b>

**CARRIED 5 / 0**

**FOR: Mayor Phill Cronin, Cr Jodie Richards, Cr Val Kaigg, Cr Kate Cox and Cr Jarrod Kennedy**

**AGAINST: Nil**

## **OFFICER RECOMMENDATION**

That the Council notes payment of voucher numbers for the month of March 2024 as follows:

CHEQUE PAYMENTS	119898 - 119951	46,162.05
ELECTRONIC FUNDS TRANSFER PAYMENTS	101627 - 102210	10,273,222.54
TRUST ACCOUNT PAYMENTS	EFT# TR000027 - TR000041	5,578.03
PAYROLL PAYMENTS	01.03.2024 - 31.03.2024	1,823,013.97
INTERNAL PAYMENT VOUCHERS	DD #5629 - 5669	107,778.93
TOTAL PAYMENTS		12,255,755.52

## **EXECUTIVE SUMMARY**

This report provides details of payments made from the City's bank accounts for the month of March 2024 for noting by the Council and recording in the Council Minutes.

## **STRATEGIC CONTEXT**

Provision of the list of payments, while a statutory requirement, also supports open and accountable governance.

## **BACKGROUND**

The *Local Government (Financial Management) Regulations 1996* (the Regulations) requires that, when the Council has delegated authority to the CEO to make payments from the City's bank accounts, a list of payments made is prepared each month for presentation to, and noting by, the Council.

## **OFFICER COMMENT**

In accordance with regular custom, the list of payments made for the month of March 2024 is presented for information.

As March is the last month of the third quarter of the 2023/24 financial year, a summary report of all payments grouped by industry and region has been attached for information purposes.

Where possible the City attempts to procure locally however market-based factors may mean this is not always possible or cost effective. These factors include the availability of local suppliers, the capability of the local suppliers for providing the goods or services, and the value for money proposition of local suppliers. For example, some specialised services require expertise which cannot be found in the City of Busselton.

Further, it is important to recognise that the data is defined by postcode of the relevant business supplying to the City. This means that businesses which have provided postcodes outside of Busselton, for example Coles and Bunnings, do not register as local procurement in the data even though they have stores in the district that employ locals. Similarly on large contracts there may be subcontracting to local suppliers which again may not be seen as local procurement in the data. The same would apply to the Southwest data also.



### **Statutory Environment**

Section 6.10 of the *Local Government Act 1995* (the Act), and more specifically Regulation 13 of the Regulations, refer to the requirement for a listing of payments made each month to be presented to the Council.

### **Relevant Plans and Policies**

Not applicable.

### **Financial Implications**

Not applicable.

### **External Stakeholder Consultation**

Not applicable.

### **Risk Assessment**

An assessment of the potential implications of implementing the officer recommendation has been undertaken using the City's risk management framework, with risks assessed taking into account any controls already in place. No risks of a medium or greater level have been identified.

### **Options**

Not applicable.

### **CONCLUSION**

The list of payments made for the month of March 2024 is presented for information.

### **TIMELINE FOR IMPLEMENTATION OF OFFICER RECOMMENDATION**

Not applicable.



**LISTING OF PAYMENTS MADE  
UNDER DELEGATED AUTHORITY  
FOR THE MONTH OF MARCH 2024**

<b>CHEQUE PAYMENTS</b>	119898 - 119951	46,162.05
<b>ELECTRONIC TRANSFER PAYMENTS</b>	101627 - 102210	10,273,222.54
<b>TRUST ACCOUNT</b>	EFT# TR000027 - TR000041	5,578.03
<b>PAYROLL</b>	01.03.2024 - 31.03.2024	1,823,013.97
<b>INTERNAL PAYMENT VOUCHERS</b>	DD #5629 - 5669	107,778.93
		<b>12,255,755.52</b>

CHEQUE PAYMENTS MARCH 2024				
DATE	REF #	NAME	DESCRIPTION	AMOUNT \$
22/03/2024	119935	A FISHER	BIO-DIVERSITY RATE REBATE	1,079.49
13/03/2024	119914	ARTGEO - PETTY CASH	PETTY CASH REIMBURSEMENT	55.90
27/03/2024	119945	BUSSELTON PUBLIC LIBRARY - PETTY CASH	PETTY CASH REIMBURSEMENT	152.00
22/03/2024	119936	C & M HOLDEN-TROITSKY	BIO-DIVERSITY RATE REBATE	328.69
27/03/2024	119947	C REITINGER	REFUND OF RATE OVERPAYMENT	750.00
13/03/2024	119911	CITY OF BUSSELTON - PETTY CASH	PETTY CASH REIMBURSEMENT	318.95
13/03/2024	119910	CITY OF BUSSELTON DEPOT - PETTY CASH	PETTY CASH REIMBURSEMENT	68.90
20/03/2024	119927	CITY OF BUSSELTON DEPOT - PETTY CASH	PETTY CASH REIMBURSEMENT	32.95
13/03/2024	119918	COMMISSIONER OF STATE REVENUE	REFUND OF RATE OVERPAYMENT	81.25
27/03/2024	119949	D MONOTTI	REFUND OF RATE OVERPAYMENT	750.00
13/03/2024	119913	DEPARTMENT OF TRANSPORT	PLANT REGISTRATION	654.00
20/03/2024	119930	DEPARTMENT OF TRANSPORT	PLANT REGISTRATION	327.00
20/03/2024	119931	F & P SHANKS	REFUND OF RATE OVERPAYMENT	750.00
27/03/2024	119948	G COETZEE	REFUND OF RATE OVERPAYMENT	750.00
22/03/2024	119943	G MCKELLAR	BIO-DIVERSITY RATE REBATE	979.80
20/03/2024	119932	GI BRYAN & JA MCBRIDE	REFUND OF RATE OVERPAYMENT	478.69
22/03/2024	119940	J & J D'CRUZ	BIO-DIVERSITY RATE REBATE	1,138.18
27/03/2024	119951	J MCARTHUR	REFUND OF RATE OVERPAYMENT	750.00
27/03/2024	119950	J PALMER	REFUND OF RATE OVERPAYMENT	750.00
13/03/2024	119915	JGL DE BOER	REFUND OF RATE OVERPAYMENT	750.00
22/03/2024	119941	M CRAIGIE	BIO-DIVERSITY RATE REBATE	756.19
22/03/2024	119944	M CRAIGIE	BIO-DIVERSITY RATE REBATE	1,500.00
27/03/2024	119946	M DODD	REFUND OF RATE OVERPAYMENT	100.00
13/03/2024	119917	MERRILIES HILDA MARRIOT	REFUND OF RATE OVERPAYMENT	214.16
13/03/2024	119909	OFFICE OF THE CEO - PETTY CASH	PETTY CASH REIMBURSEMENT	492.47
22/03/2024	119933	P BUCKINGHAM	BIO-DIVERSITY RATE REBATE	1,116.99
22/03/2024	119938	P JENNINGS	BIO-DIVERSITY RATE REBATE	1,500.00
13/03/2024	119916	R KENT	REFUND OF RATE OVERPAYMENT	375.00
22/03/2024	119937	S SEAMAN	BIO-DIVERSITY RATE REBATE	607.60
20/03/2024	119926	SHIRE OF HARVEY	LSL ACCRUAL REIMBURSEMENT	23,327.42
22/03/2024	119939	T & J DRYSDALE	BIO-DIVERSITY RATE REBATE	398.81
20/03/2024	119928	THE OWNERS OF DUNSBOROUGH PARK SHOPPING CENTRE	STRATA LEVIES	3,667.89
22/03/2024	119942	V HOPKINS	BIO-DIVERSITY RATE REBATE	250.00
13/03/2024	119898	VOIDED	VOIDED	-
13/03/2024	119899	VOIDED	VOIDED	-
13/03/2024	119900	VOIDED	VOIDED	-
13/03/2024	119901	VOIDED	VOIDED	-
13/03/2024	119902	VOIDED	VOIDED	-
13/03/2024	119903	VOIDED	VOIDED	-
13/03/2024	119904	VOIDED	VOIDED	-
13/03/2024	119905	VOIDED	VOIDED	-
13/03/2024	119906	VOIDED	VOIDED	-
13/03/2024	119907	VOIDED	VOIDED	-
13/03/2024	119908	VOIDED	VOIDED	-
20/03/2024	119919	VOIDED	VOIDED	-
20/03/2024	119920	VOIDED	VOIDED	-
20/03/2024	119921	VOIDED	VOIDED	-
20/03/2024	119922	VOIDED	VOIDED	-
20/03/2024	119923	VOIDED	VOIDED	-
20/03/2024	119924	VOIDED	VOIDED	-
20/03/2024	119925	VOIDED	VOIDED	-
22/03/2024	119934	W MUELLER	BIO-DIVERSITY RATE REBATE	818.06
13/03/2024	119912	WATER CORPORATION	WATER SERVICES	45.83
20/03/2024	119929	WATER CORPORATION	WATER SERVICES	45.83
				<b>46,162.05</b>

EFT PAYMENTS MARCH 2024				
DATE	REF #	NAME	DESCRIPTION	AMOUNT \$
20/03/2024	101913	3E CONSULTING ENGINEERS PTY LTD	CONSULTANCY SERVICES	2,640.00
6/03/2024	101674	A1 EARTHWORKS SOUTHWEST	EARTHWORK SERVICES	32,047.08
20/03/2024	101954	A1 EARTHWORKS SOUTHWEST	EARTHWORK SERVICES	23,509.19
20/03/2024	102099	AARON AHTONG	STAFF REIMBURSEMENT	1,270.00
20/03/2024	101953	ABBIE BEACH RESORT	2024 STAFF CONFERENCE	32,166.00
6/03/2024	101680	ABEC ENVIRONMENTAL CONSULTING PTY LTD	ENVIRONMENTAL CONSULTING	3,427.32
6/03/2024	101645	ACE ANTENNAS	ANTENNA INSTALLATION	335.00
6/03/2024	101667	ACTION KERBING	KERBING SERVICES	9,087.00
20/03/2024	102132	ACTIV FOUNDATION INC	MAINTENANCE SERVICES	59,895.83
13/03/2024	101884	ACTIVTEC SOLUTIONS	SERVICES & REPAIRS TO MEDICAL EQUIPMENT	1,045.00
20/03/2024	101923	ACURIX NETWORKS	INTERNET WIFI ACCESS	3,996.65
20/03/2024	101988	ADAM DAVEY CONSULTING	TURF CONSULTANT	2,112.00
20/03/2024	101990	ADVAM PTY LTD	AIRPORT CARPARK CREDIT CARD TRANSACTIONS	686.40
20/03/2024	102006	ADVANCED HEARING WA PTY LTD	HEARING ASSESSMENT	840.00
6/03/2024	101690	ADVANCED SEALING TRUST	MAINTENANCE SERVICES	1,606.00
20/03/2024	101972	ADVANCED SEALING TRUST	MAINTENANCE SERVICES	5,113.60
20/03/2024	101983	AERODROME MANAGEMENT SERVICES PTY LTD	AIR SERVICES	51,313.51
6/03/2024	101728	AHOY MANAGEMENT	CABIN FEVER FESTIVAL ACTIVITIES	3,300.00
6/03/2024	101837	AIRPORT LIGHTING SPECIALISTS	ELECTRICAL SERVICES	484.00
6/03/2024	101673	ALINTA ENERGY	ELECTRICITY	52.80
20/03/2024	102016	ALISON BURTON	ART SALES	77.00
20/03/2024	102039	ALLAN GUTHRIE	BUSHFIRE OFFICER HONORARIUM	696.75
20/03/2024	102165	ALLOY & STAINLESS PRODUCTS PTY LTD	PLANT PURCHASES / SERVICES / PARTS	281.97
6/03/2024	101697	ALPINE LAUNDRY PTY LTD	COMMERCIAL LAUNDRY	301.74
20/03/2024	101980	ALPINE LAUNDRY PTY LTD	COMMERCIAL LAUNDRY	428.76



**LISTING OF PAYMENTS MADE  
UNDER DELEGATED AUTHORITY  
FOR THE MONTH OF MARCH 2024**

<b>CHEQUE PAYMENTS</b>	119898 - 119951	46,162.05
<b>ELECTRONIC TRANSFER PAYMENTS</b>	101627 - 102210	10,273,222.54
<b>TRUST ACCOUNT</b>	EFT# TR000027 - TR000041	5,578.03
<b>PAYROLL</b>	01.03.2024 - 31.03.2024	1,823,013.97
<b>INTERNAL PAYMENT VOUCHERS</b>	DD #5629 - 5669	107,778.93
		<b>12,255,755.52</b>

20/03/2024	102015	ALTUS GROUP CONSULTING PTY LTD	COST MANAGEMENT SERVICES	4,400.00
20/03/2024	102097	ANASTASIA KOMARNYCKYJ	ART SALES	1,085.00
6/03/2024	101793	ANTISKID INDUSTRIES PTY LTD	FLOORING WORKS	31,867.00
20/03/2024	102012	ANTON BLUME	ART SALES	9.60
6/03/2024	101798	APEX RADIOLOGY	MEDICAL IMAGING	2,060.00
20/03/2024	102101	APEX RADIOLOGY	MEDICAL IMAGING	1,030.00
6/03/2024	101699	AQUATIC SERVICES WA PTY LTD	POOL SERVICE AND MAINTENANCE	14,242.14
6/03/2024	101635	ARBOR GUY	TREE MAINTENANCE SERVICES	120,391.98
20/03/2024	101912	ARBOR GUY	TREE MAINTENANCE SERVICES	913.00
20/03/2024	101963	ARM SECURITY	SECURITY SYSTEMS SUPPLY AND MONITORING	135.78
6/03/2024	101640	ARTISAN PAVING	PAVING SERVICES	6,050.00
20/03/2024	102151	ASB MARKETING PTY LTD	MARKETING	193.49
20/03/2024	102059	ATTEKUS	ONLINE BOOKING, EVENT SOFTWARE	6,095.03
28/03/2024	102194	AUST INSTITUTE OF COMPANY DIRECTORS	TRAINING SERVICES	3,200.00
6/03/2024	101819	AUSTRALIA POST	POSTAL SERVICE	567.00
13/03/2024	101897	AUSTRALIA POST	POSTAL SERVICE	8,068.84
6/03/2024	101832	AUSTRALIAN AIRPORTS ASSOCIATION	SUBSCRIPTION	3,300.00
7/03/2024	101870	AUSTRALIAN TAXATION OFFICE	PAYG TAXATION	276,503.00
21/03/2024	102183	AUSTRALIAN TAXATION OFFICE	PAYG TAXATION	278,427.00
6/03/2024	101754	AUTO ONE TRADING PTY LTD	AUTOMOTIVE SERVICE AND REPAIR	311.55
20/03/2024	102040	AUTO ONE TRADING PTY LTD	AUTOMOTIVE SERVICE AND REPAIR	67.85
20/03/2024	102148	AVIS SOUTHWEST RENTALS	VEHICLE RENTAL SERVICES	2,278.71
20/03/2024	101934	AZILITY	IT EQUIPMENT AND SERVICES	1,375.00
6/03/2024	101826	B & B STREET SWEEPING	STREET SWEEPING SERVICE	271.46
20/03/2024	102136	B & B STREET SWEEPING	STREET SWEEPING SERVICE	22,599.75
6/03/2024	101668	BARRY ALLEN ELECTRICAL SERVICES PTY LTD	ELECTRICAL SERVICES	36,479.74
20/03/2024	101950	BARRY ALLEN ELECTRICAL SERVICES PTY LTD	ELECTRICAL SERVICES	18,920.00
6/03/2024	101855	BAY CABINETS	FURNITURE PRODUCT SUPPLIER	2,112.00
6/03/2024	101688	BAYTHE LINEN AND LAUNDRY	SUPPLY OF CLEAN LINEN	477.09
20/03/2024	101944	BCP CONTRACTORS PTY LTD	EARTHWORK SERVICES	21,934.95
20/03/2024	102177	BEACHLANDS LAWNMOWING SERVICE	LAWN MOWING	300.00
6/03/2024	101727	BEN KING	SKATEPARK CONSULTATION	6,885.35
6/03/2024	101781	BERNINI STONE AND TILES PTY LTD	CIVIL CONSTRUCTION PRODUCTS	1,210.00
6/03/2024	101791	BEYOND SAFETY	PROTECTIVE CLOTHING SUPPLIER	734.30
20/03/2024	102088	BEYOND SAFETY	PROTECTIVE CLOTHING SUPPLIER	603.87
6/03/2024	101848	BG & E PTY LTD	CONSULTANCY SERVICES	1,886.50
6/03/2024	101758	BING TECHNOLOGIES PTY LTD	MAILING SERVICES	183.53
20/03/2024	102043	BING TECHNOLOGIES PTY LTD	MAILING SERVICES	1,800.65
6/03/2024	101730	BIO SOIL SOLUTIONS	LIQUID SOIL SOLUTIONS	5,280.00
20/03/2024	102129	BLACKWOODS	FLEET CONSUMABLES & MAINTENANCE PARTS	1,009.23
6/03/2024	101783	BLUE FORCE PTY LTD	ACCESS CONTROL AND GATE SUPPLY	1,795.20
6/03/2024	101672	BLUEWATER PRINT	PRINTED MATERIALS	387.20
6/03/2024	101806	BOC GASES AUSTRALIA LTD	GAS SERVICES	67.90
20/03/2024	102113	BOC GASES AUSTRALIA LTD	GAS SERVICES	2,609.48
6/03/2024	101775	BODY BIKE AUSTRALIA	INDOOR CYCLES SALES AND SERVICE	552.27
20/03/2024	102010	BOOMERING	BASKETBALL RING SYSTEMS	5,500.00
20/03/2024	101975	BRAD BROOKSBY	TRAFFIC CONSULTING	5,951.00
6/03/2024	101729	BRETT TITTERTON ELECTRICAL AND AIR CONDITIONING	ELECTRICAL SERVICES	182.50
28/03/2024	102196	BROAD CONSTRUCTION PTY LTD	CONSTRUCTION SERVICES	582,061.83
20/03/2024	101939	BROADWATER MEDICAL CENTRE	MEDICAL SERVICES	180.00
20/03/2024	101920	BRUCE THOMAS	STAFF REIMBURSEMENT	109.88
6/03/2024	101810	BUCHER MUNICIPAL PTY LTD	ENGINEERING - PLANT SPARES & SERVICING	1,260.57
13/03/2024	101895	BUCHER MUNICIPAL PTY LTD	ENGINEERING - PLANT SPARES & SERVICING	293.06
20/03/2024	102117	BUCHER MUNICIPAL PTY LTD	ENGINEERING - PLANT SPARES & SERVICING	2,340.28
6/03/2024	101752	BUILDING SUPPLIES AND HIRE DUNSBOROUGH	BUILDING SUPPLIES	179.00
20/03/2024	102037	BUILDING SUPPLIES AND HIRE DUNSBOROUGH	BUILDING SUPPLIES	32.89
6/03/2024	101636	BUNBURY SUBARU	VEHICLE PURCHASES / SERVICES / PARTS	38,778.36
6/03/2024	101829	BUNNINGS BUILDING SUPPLIES	HARDWARE SUPPLIES	2,148.92
20/03/2024	102139	BUNNINGS BUILDING SUPPLIES	HARDWARE SUPPLIES	1,790.70
6/03/2024	101709	BUSSELTON ADVANCED DRIVER TRAINING	DRIVER TRAINING	595.00
20/03/2024	101924	BUSSELTON BEARING SERVICES	BEARING SUPPLIES	2,180.34
6/03/2024	101753	BUSSELTON BUILDING PRODUCTS	BUILDING SUPPLIES	359.24
20/03/2024	102038	BUSSELTON BUILDING PRODUCTS	BUILDING SUPPLIES	1,022.19
20/03/2024	101904	BUSSELTON HYDRAULIC SERVICES INC	HYDRAULIC SERVICES	156.06
6/03/2024	101836	BUSSELTON JETTY INC.	CONSULTANCY SERVICES	1,667.17
20/03/2024	101916	BUSSELTON LOCKSMITH	SECURITY SUPPLIES	1,771.00
20/03/2024	102124	BUSSELTON MOTORS (MITSUBISHI/MAZDA)	VEHICLE PURCHASES / SERVICES / PARTS	1,019.71
20/03/2024	102062	BUSSELTON PEST & WEED CONTROL	PEST CONTROL SERVICES	7,000.00
6/03/2024	101715	BUSSELTON POTTERY GROUP INC	COMMUNITY BIDS	1,321.50
6/03/2024	101631	BUSSELTON REPERTORY CLUB INC	THEATRE HIRE AND PERFORMANCES	10,000.00
13/03/2024	101896	BUSSELTON RETRAVISION	ELECTRICAL SERVICES	398.00
20/03/2024	102034	BUSSELTON SUBIE SERVICE	AUTOMOTIVE SERVICE AND REPAIR	346.50
20/03/2024	102110	BUSSELTON TOYOTA	VEHICLE PURCHASES / SERVICES / PARTS	418.22
6/03/2024	101803	BUSSELTON WATER	WATER SERVICES	59,580.00
20/03/2024	102111	BUSSELTON WATER	WATER SERVICES	83,636.63
20/03/2024	102147	BUSSELTON WELDING SERVICES	WELDING SERVICES	11,858.00
13/03/2024	101882	C & L BASELL	WATER CHARGES REIMBURSEMENT	2,372.65
20/03/2024	102029	C SULTAN	BJTP REFUND	57.00
6/03/2024	101805	CALLOWS CORNER NEWSAGENCY	STATIONERY AND OFFICE SUPPLIES	40.00
20/03/2024	102112	CALLOWS CORNER NEWSAGENCY	STATIONERY AND OFFICE SUPPLIES	306.00
20/03/2024	102087	CAPE CELLARS BUSSELTON	REFRESHMENTS	51.99
20/03/2024	102167	CAPE RURAL CONTRACTING	FIRE CONTROL SERVICES	770.00
20/03/2024	102018	CAROL MULHEARN - ART SALES	ART SALES	16.00
20/03/2024	102094	CASCADA	PRECAST CONCRETE DRAINAGE	9,817.50
20/03/2024	101937	CATALYTIC IT	IT EQUIPMENT AND SERVICES	3,465.00



**LISTING OF PAYMENTS MADE  
UNDER DELEGATED AUTHORITY  
FOR THE MONTH OF MARCH 2024**

<b>CHEQUE PAYMENTS</b>	119898 - 119951	46,162.05
<b>ELECTRONIC TRANSFER PAYMENTS</b>	101627 - 102210	10,273,222.54
<b>TRUST ACCOUNT</b>	EFT# TR000027 - TR000041	5,578.03
<b>PAYROLL</b>	01.03.2024 - 31.03.2024	1,823,013.97
<b>INTERNAL PAYMENT VOUCHERS</b>	DD #5629 - 5669	107,778.93
		<b>12,255,755.52</b>

20/03/2024	102106	CATHERINE MILLER	ART SALES	6.30
6/03/2024	101711	CB TRAFFIC SOLUTIONS PTY LTD	TRAFFIC MANAGEMENT SERVICES	35,960.66
20/03/2024	101997	CB TRAFFIC SOLUTIONS PTY LTD	TRAFFIC MANAGEMENT SERVICES	37,468.76
6/03/2024	101846	CBRE (GWSLA) PTY LTD	AIR CONDITIONING SERVICES	5,570.79
20/03/2024	102156	CBRE (GWSLA) PTY LTD	AIR CONDITIONING SERVICES	2,093.14
28/03/2024	102209	CBRE (GWSLA) PTY LTD	AIR CONDITIONING SERVICES	3,486.45
6/03/2024	101830	CEMETERIES & CREMATORIA ASSOCIATION OF WA INC.	MEMBERSHIP	325.00
20/03/2024	102115	CHADSON ENGINEERING	ENGINEERING SERVICES	432.85
6/03/2024	101769	CHRIS GODDEN	LAWN MOWING	675.00
20/03/2024	102082	CHRIS TRANTHAM	GENERAL MAINTENANCE	981.30
20/03/2024	102003	CHRISEA DESIGNS	ART SALES	133.00
6/03/2024	101804	CHRISTIAN & CO ELECTRICAL CONTRACTORS	ELECTRICAL SERVICES	2,827.00
20/03/2024	102096	CHRISTINE ELSTON	ART SALES	104.00
6/03/2024	101833	CHUBB FIRE & SECURITY PTY LTD	FIRE EQUIPMENT SERVICES	3,607.94
20/03/2024	102142	CHUBB FIRE & SECURITY PTY LTD	FIRE EQUIPMENT SERVICES	2,420.09
6/03/2024	101852	CITY AND REGIONAL FUELS	FUEL SERVICES	3,891.89
7/03/2024	101865	CITY OF BUSSELTON CHRISTMAS CLUB	PAYROLL DEDUCTIONS	1,957.18
21/03/2024	102178	CITY OF BUSSELTON CHRISTMAS CLUB	PAYROLL DEDUCTIONS	1,957.18
7/03/2024	101871	CITY OF BUSSELTON PAYROLL	PAYROLL DEDUCTIONS REALLOCATION	5,253.84
21/03/2024	102184	CITY OF BUSSELTON PAYROLL	PAYROLL DEDUCTIONS REALLOCATION	4,929.66
7/03/2024	101866	CITY OF BUSSELTON STAFF LOTTO	STAFF LOTTO	180.00
21/03/2024	102179	CITY OF BUSSELTON STAFF LOTTO	STAFF LOTTO	186.00
7/03/2024	101873	CITY OF BUSSELTON-SOCIAL CLUB	SOCIAL CLUB REIMBURSEMENT	190.00
21/03/2024	102186	CITY OF BUSSELTON-SOCIAL CLUB	SOCIAL CLUB REIMBURSEMENT	202.00
6/03/2024	101676	CIVITEST PTY LTD	SOIL COMPACTION TEST	3,404.50
20/03/2024	102032	CJ & MY MCNAMARA	REFUND OF BOND APPLICATION	147.00
6/03/2024	101807	CJD EQUIPMENT PTY LTD	PLANT PURCHASES / SERVICES / PARTS	617.36
20/03/2024	102075	CLAIRE SULLY	STAFF REIMBURSEMENT	69.95
6/03/2024	101839	CLEANAWAY	WASTE MANAGEMENT SERVICES	20,427.83
20/03/2024	102149	CLEANAWAY	WASTE MANAGEMENT SERVICES	101,525.58
20/03/2024	101959	CLEANAWAY CO PTY LTD	CHEMICAL DISPOSAL SERVICES	7,674.44
6/03/2024	101815	CLEANAWAY EQUIPMENT SERVICES	MAINTENANCE PARTS WASHER	1,020.80
6/03/2024	101681	CLEANAWAY SOLID WASTE PTY LTD	WASTE DISPOSAL SERVICES	65.10
6/03/2024	101847	COCA COLA - AMATIL PTY LTD	GLC KIOSK PURCHASES	1,123.91
20/03/2024	102157	COCA COLA - AMATIL PTY LTD	GLC KIOSK PURCHASES	465.69
6/03/2024	101834	COLES	COUNCIL & STAFF REFRESHMENTS	<b>1,023.50</b>
		BUSSELTON LIBRARY - CARD #9186	FOOD AND BEVERAGE SUPPLIES	102.59
		GLC - CARD #8369	FOOD AND BEVERAGE SUPPLIES	308.93
		GLC - CARD #8369	FOOD AND BEVERAGE SUPPLIES	277.60
		YOUTH SERVICES - CARD #8748	FOOD AND BEVERAGE SUPPLIES	43.60
		YOUTH SERVICES - CARD #8748	FOOD AND BEVERAGE SUPPLIES	206.00
		YOUTH SERVICES - CARD #8748	FOOD AND BEVERAGE SUPPLIES	39.00
		YOUTH SERVICES - CARD #9827	FOOD AND BEVERAGE SUPPLIES	45.78
13/03/2024	101898	COLES	COUNCIL & STAFF REFRESHMENTS	<b>465.85</b>
		BUSSELTON LIBRARY - CARD #9186	FOOD AND BEVERAGE SUPPLIES	30.80
		GLC - CARD #8369	FOOD AND BEVERAGE SUPPLIES	12.00
		GLC - CARD #8369	FOOD AND BEVERAGE SUPPLIES	118.50
		YOUTH SERVICES - CARD #8748	FOOD AND BEVERAGE SUPPLIES	304.55
20/03/2024	102144	COLES	COUNCIL & STAFF REFRESHMENTS	<b>576.35</b>
		ART GEO - CARD #4115	FOOD AND BEVERAGE SUPPLIES	24.95
		BUSSELTON LIBRARY - CARD #9186	FOOD AND BEVERAGE SUPPLIES	41.24
		YOUTH SERVICES - CARD #8748	FOOD AND BEVERAGE SUPPLIES	64.40
		YOUTH SERVICES - CARD #9827	FOOD AND BEVERAGE SUPPLIES	408.46
		YOUTH SERVICES - CARD #8748	FOOD AND BEVERAGE SUPPLIES	4.80
		YOUTH SERVICES - CARD #8748	FOOD AND BEVERAGE SUPPLIES	32.50
28/03/2024	102207	COLES	COUNCIL & STAFF REFRESHMENTS	<b>334.53</b>
		BUSSELTON LIBRARY - CARD #9186	FOOD AND BEVERAGE SUPPLIES	30.91
		BUSSELTON LIBRARY - CARD #9186	FOOD AND BEVERAGE SUPPLIES	18.24
		GLC - CARD #8369	FOOD AND BEVERAGE SUPPLIES	73.90
		GLC - CARD #8369	FOOD AND BEVERAGE SUPPLIES	211.48
13/03/2024	101877	COLES.COM.AU	COUNCIL & STAFF REFRESHMENTS	496.10
20/03/2024	101942	COLES.COM.AU	COUNCIL & STAFF REFRESHMENTS	102.00
20/03/2024	101909	COMBINED TEAM SERVICES	TRAINING SERVICES	2,420.00
6/03/2024	101696	COMPUTER WEST	INFORMATION TECHNOLOGY SUPPLIER	911.70
20/03/2024	102020	CONSULT DIRECT	CLEANING AND MAINTENANCE SERVICES	2,761.44
6/03/2024	101792	CR. ANDREW MACNISH	COUNCILLOR PAYMENT	2,888.90
20/03/2024	102091	CR. ANDREW MACNISH	REIMBURSE CLOTHING EXPENSES	649.00
28/03/2024	102203	CR. ANDREW MACNISH	COUNCILLOR PAYMENT	1,016.55
6/03/2024	101759	CR. ANNE RYAN	COUNCILLOR PAYMENT	4,738.64
13/03/2024	101889	CR. ANNE RYAN	REIMBURSE PARKING EXPENSES	30.57
20/03/2024	102044	CR. ANNE RYAN	REIMBURSE TRAVEL EXPENSES	252.23
6/03/2024	101789	CR. JARROD KENNEDY	COUNCILLOR PAYMENT	2,888.90
13/03/2024	101893	CR. JARROD KENNEDY	REIMBURSE TRAVEL EXPENSES	133.20
6/03/2024	101757	CR. JODIE RICHARDS	COUNCILLOR PAYMENT	2,888.90
6/03/2024	101721	CR. KATHERINE COX	COUNCILLOR PAYMENT	2,888.90
6/03/2024	101760	CR. MIKAYLA LOVE	COUNCILLOR PAYMENT	2,562.46
20/03/2024	102045	CR. MIKAYLA LOVE	REIMBURSE TRAVEL EXPENSES	512.48
28/03/2024	102195	CR. MIKAYLA LOVE	REIMBURSE CHILDCARE & TRAINING EXPENSES	364.22
6/03/2024	101722	CR. PHIL CRONIN	COUNCILLOR PAYMENT	11,597.22
28/03/2024	102193	CR. PHIL CRONIN	COUNCILLOR PAYMENT	900.05
20/03/2024	102107	CR. RICHARD BEECROFT	COUNCILLOR PAYMENT	1,494.26
6/03/2024	101720	CR. SUSAN RICCELLI	COUNCILLOR PAYMENT	1,394.65
6/03/2024	101794	CR. VALERIE KAIGG	COUNCILLOR PAYMENT	2,888.90
6/03/2024	101749	CRAIG SMITH ARCHITECT	ARCHITECTURAL ADVICE	2,326.50
6/03/2024	101648	CRANEFORD PLUMBING PTY LTD	PLUMBING SERVICES	42,380.08



**LISTING OF PAYMENTS MADE  
UNDER DELEGATED AUTHORITY  
FOR THE MONTH OF MARCH 2024**

<b>CHEQUE PAYMENTS</b>	119898 - 119951	46,162.05
<b>ELECTRONIC TRANSFER PAYMENTS</b>	101627 - 102210	10,273,222.54
<b>TRUST ACCOUNT</b>	EFT# TR000027 - TR000041	5,578.03
<b>PAYROLL</b>	01.03.2024 - 31.03.2024	1,823,013.97
<b>INTERNAL PAYMENT VOUCHERS</b>	DD #5629 - 5669	107,778.93
		<b>12,255,755.52</b>

20/03/2024	101932	CRANEFORD PLUMBING PTY LTD	PLUMBING SERVICES	7,699.12
6/03/2024	101845	CROSS SECURITY SERVICES	SECURITY SERVICES	1,300.31
6/03/2024	101712	CS LEGAL - CLOISTERS SQUARE	LEGAL RECOVERY ON RATING DEBTS	3,587.95
20/03/2024	101998	CS LEGAL - CLOISTERS SQUARE	BUDGETED STRATEGIC LAND PURCHASE DEPOSIT	360,000.00
13/03/2024	101881	D & L STEAD	WATER CHARGES REIMBURSEMENT	3,266.75
20/03/2024	102105	DANCE STEPS SOUTH WEST	DANCE INSTRUCTION	1,200.00
6/03/2024	101797	DATAVIT PTY LTD	ENTERTAINMENT	400.00
28/03/2024	102189	DAVID & ELAINE GREENHILL	BIO-DIVERSITY RATE REBATE	570.80
20/03/2024	102114	DAVID GRAY & CO	GARBAGE BINS & PARTS SUPPLIER	4,219.05
20/03/2024	102141	DAVID MILDWATERS ELECTRICAL	MAINTENANCE SERVICES	462.50
6/03/2024	101664	DEAN JONES	DIVING MAINTENANCE	1,530.00
6/03/2024	101860	DELL AUSTRALIA PTY LTD	COMPUTER EQUIPMENT SUPPLIER	212,239.50
20/03/2024	102173	DELL AUSTRALIA PTY LTD	COMPUTER EQUIPMENT SUPPLIER	699.60
6/03/2024	101828	DEPARTMENT OF FIRE AND EMERGENCY SERVICES	2023/2024 ANNUAL ESL	928,755.66
28/03/2024	102192	DEPARTMENT OF PLANNING, LANDS AND HERITAGE	LEASE AGREEMENT	406.00
20/03/2024	101903	DEPARTMENT OF PREMIER & CABINET STATE LAW PUBLISHER	LEGAL PUBLICATIONS	109.20
20/03/2024	101915	DEPARTMENT OF TRANSPORT	VEHICLE OWNERSHIP SEARCHES	220.00
7/03/2024	101872	DEPUTY CHILD SUPPORT REGISTRAR	SALARY DEDUCTIONS	1,829.49
21/03/2024	102185	DEPUTY CHILD SUPPORT REGISTRAR	SALARY DEDUCTIONS	1,757.20
20/03/2024	102051	DIANE HEART	ART SALES	27.30
13/03/2024	101887	DONALD CANT WATTS CORKE (WA) PTY LTD	CONSULTANCY SERVICES	30,316.00
20/03/2024	102050	DOROTHY ROBINSON	ART SALES	156.80
6/03/2024	101677	DOUTH CONTRACTING	PROPERTY & GARDEN MAINTENANCE	2,040.85
20/03/2024	101955	DOUTH CONTRACTING	PROPERTY & GARDEN MAINTENANCE	412.50
6/03/2024	101809	DUCHESSE MEDICAL PRACTICE	MEDICAL SERVICES	89.70
6/03/2024	101650	DUNSBOROUGH COMMUNITY GARDEN	DONATION	436.36
20/03/2024	101977	DUNSBOROUGH CONCRETE	CONCRETE SUPPLIES	128,462.40
6/03/2024	101745	DUNSBOROUGH CRICKET CLUB	REFUND OF BOND APPLICATION	300.00
6/03/2024	101746	DUNSBOROUGH FOOTBALL CLUB INC	REFUND OF BOND APPLICATION	200.00
6/03/2024	101652	DUNSBOROUGH HARDWARE & HOME CENTRE	HARDWARE SERVICES	17.95
20/03/2024	101935	DUNSBOROUGH HARDWARE & HOME CENTRE	HARDWARE SERVICES	73.60
6/03/2024	101851	DUNSBOROUGH YALLINGUP CHAMBER OF COMMERCE & IND.	ECONOMIC AND COMMUNITY GRANT	12,500.00
6/03/2024	101654	DYMOCKS - BUSSELTON	LIBRARY RESOURCES	676.85
20/03/2024	102026	E LORD	BJTP REFUND	57.00
20/03/2024	102119	EAGLE BAY VOLUNTEER BUSHFIRE BRIGADE	PETTY CASH REIMBURSEMENT	116.00
20/03/2024	101994	EARTH 2 OCEAN COMMUNICATIONS	COMMUNICATION SERVICES - RADIO REPAIRS	2,006.20
6/03/2024	101714	EARTH AND STONE WA	WAR MEMORIAL CIVIL WORKS & NORTH STREET ROAD UPGRADE	138,194.19
20/03/2024	102001	EARTH AND STONE WA	NORTH STREET ROAD UPGRADE	81,352.65
7/03/2024	101867	EASI PACKAGING	SALARY PACKAGING SERVICE	19,240.56
21/03/2024	102180	EASI PACKAGING	SALARY PACKAGING SERVICE	21,380.59
20/03/2024	102145	EBSO INFORMATION SERVICES AUSTRALIA	MAGAZINE SUPPLIER	122.19
6/03/2024	101628	EDITH COWAN UNIVERSITY	TRAINING SERVICES	4,761.06
6/03/2024	101663	EGIS CONSULTING PTY LTD	ENGINEERING CONSULTANCY	1,093.95
6/03/2024	101700	EIS CONTROL PTY LTD	ELECTRICAL SERVICES	4,567.04
20/03/2024	101982	EIS CONTROL PTY LTD	ELECTRICAL SERVICES	1,931.47
20/03/2024	101987	ELIZABETH BINT	ART SALES	82.25
20/03/2024	101900	ELLIOTTS FILTRATION	IRRIGATION & FILTRATION SERVICES	2,090.00
20/03/2024	101974	EMERG SOLUTIONS PTY LTD	BROADCAST ALERT APP	5,840.00
6/03/2024	101773	EMERSON RAINE	STRATA LEVY FEES & WATER CONSUMPTION	667.04
20/03/2024	102033	EMMA GEARY	ART SALES	2.80
20/03/2024	102100	ENVIRO PIPES PTY LTD	PIPES	33,660.00
6/03/2024	101642	ENVIRONEX INTERNATIONAL PTY LTD	POOL CHEMICALS FOR GLC	1,852.64
20/03/2024	101927	ENVIRONEX INTERNATIONAL PTY LTD	POOL CHEMICALS FOR GLC	32.34
28/03/2024	102201	EVAN JOHN LITIS	BIO-DIVERSITY RATE REBATE	871.02
6/03/2024	101660	EVERETT'S HOME AND YARD MAINTENANCE	MAINTENANCE SERVICES	1,995.00
20/03/2024	102061	EZRA J WILLIAMS PRO ROOFING WA	ROOFING , ROOF PLUMBING , MAINTENANCE	3,537.60
20/03/2024	102017	FAIRTEL PTY LTD	TELECOMMUNICATION SERVICES	158.99
6/03/2024	101655	FORTUS	EARTHMOVING PARTS	3,604.99
6/03/2024	101862	FRED ROSE EXCAVATOR HIRE	EARTHMOVING - WASTE FACILITY & ROADWORKS	11,066.00
20/03/2024	102023	FREDERICK WILLIAM MATTHEW RILEY	VIDEO EDITING AND CREATIONS	85.00
6/03/2024	101689	FRESH AS	REFRESHMENTS	196.90
20/03/2024	101971	FRESH AS	REFRESHMENTS	538.00
6/03/2024	101665	FRONTLINE FIRE & RESCUE EQUIPMENT	EMERGENCY RESPONSE EQUIPMENT	164.45
6/03/2024	101774	GARY LEE ELECTRICAL	ELECTRICAL SERVICES	25,927.84
20/03/2024	102065	GARY LEE ELECTRICAL	ELECTRICAL SERVICES	3,449.24
20/03/2024	102055	GENERATORS AUSTRALIA PTY LTD	HIRE AND SALES OF EQUIPMENT	2,255.78
20/03/2024	101968	GEOBOX PTY LTD	VEHICLE CAMERAS	2,421.10
6/03/2024	101684	GEOGRAPHE ELECTRICAL & COMMUNICATIONS GEC	ELECTRICAL SERVICES	4,852.42
20/03/2024	101964	GEOGRAPHE ELECTRICAL & COMMUNICATIONS GEC	ELECTRICAL SERVICES	608.83
6/03/2024	101850	GEOGRAPHE SAWS AND MOWERS	PLANT PURCHASES / SERVICES / PARTS	615.00
20/03/2024	102161	GEOGRAPHE SAWS AND MOWERS	PLANT PURCHASES / SERVICES / PARTS	1,165.00
20/03/2024	101956	GEOGRAPHE UNDERGROUND SERVICES	UNDERGROUND SERVICES	2,123.00
6/03/2024	101842	GHD PTY LTD	CONSULTANCY SERVICES	18,826.56
20/03/2024	102104	GJS MAINTENANCE	ASBESTOS REMOVAL	350.00
20/03/2024	102046	GLOBAL SPILL CONTROL PTY LTD	SPILL, SITE SAFETY & TRAFFIC MANAGEMENT	1,070.62
6/03/2024	101671	GLOBAL SYNTHETICS PTY LTD	GEOTEXTILES AND GABIONS	37,423.94
20/03/2024	101952	GLOBAL SYNTHETICS PTY LTD	GEOTEXTILES AND GABIONS	15,298.97
20/03/2024	101992	GRAEME PAGES-OLIVER	ART SALES	52.00
20/03/2024	101940	GRANITE NETWORKS PTY LTD	IT EQUIPMENT AND SERVICES	5,214.00
20/03/2024	102160	GRASSIAS TURF MANAGEMENT	CRICKET PITCH MANAGEMENT SERVICES	385.00
20/03/2024	102116	GROCKOCK GLASS	GLASS WORK SERVICES	56.00
6/03/2024	101679	GUARDIAN FIRST AID & FIRE	SAFETY SUPPLIES	156.75
20/03/2024	101958	GUARDIAN FIRST AID & FIRE	SAFETY SUPPLIES	8,690.00
20/03/2024	102169	GUARDIAN TACTILE SYSTEMS	TACTILE SYSTEM SUPPLIER	444.02
6/03/2024	101706	HARBECKS TRANSPORT	SAND AND GRAVEL SUPPLIES	50,410.14



**LISTING OF PAYMENTS MADE  
UNDER DELEGATED AUTHORITY  
FOR THE MONTH OF MARCH 2024**

<b>CHEQUE PAYMENTS</b>	119898 - 119951	46,162.05
<b>ELECTRONIC TRANSFER PAYMENTS</b>	101627 - 102210	10,273,222.54
<b>TRUST ACCOUNT</b>	EFT# TR000027 - TR000041	5,578.03
<b>PAYROLL</b>	01.03.2024 - 31.03.2024	1,823,013.97
<b>INTERNAL PAYMENT VOUCHERS</b>	DD #5629 - 5669	107,778.93
		<b>12,255,755.52</b>

20/03/2024	102073	HARBOUR SOFTWARE PTY LTD	SOFTWARE SERVICES	22,990.00
6/03/2024	101764	HARCHER	HOSPITALITY EQUIPMENT SUPPLIER	6,977.95
20/03/2024	102052	HARCHER	HOSPITALITY EQUIPMENT SUPPLIER	10,420.30
20/03/2024	102074	HARVEY NORMAN AV/IT BUSSELTON	COMPUTER AND ELECTRICAL	1,856.00
6/03/2024	101779	HERRON TODD WHITE (WESTERN AUSTRALIA) PTY LTD	PROPERTY VALUATIONS	2,750.00
6/03/2024	101861	HIP POCKET WORK WEAR AND SAFETY	UNIFORMS & PROTECTIVE CLOTHING	747.96
20/03/2024	102174	HIP POCKET WORK WEAR AND SAFETY	UNIFORMS & PROTECTIVE CLOTHING	442.33
6/03/2024	101637	HOLCIM (AUSTRALIA) PTY LTD	CONCRETE SERVICES	1,302.84
6/03/2024	101813	HOLCIM (AUSTRALIA) PTY LTD	CONCRETE SERVICES	18,418.07
20/03/2024	101917	HOLCIM (AUSTRALIA) PTY LTD	CONCRETE SERVICES	1,963.50
20/03/2024	102122	HOLCIM (AUSTRALIA) PTY LTD	CONCRETE SERVICES	1,889.36
20/03/2024	102077	HOT CHOCOLATTE	BARISTA TRAINING	400.00
6/03/2024	101744	HOUSING AUTHORITY	REFUND OF RATE OVERPAYMENT	3,790.64
6/03/2024	101743	I SCEATS	BJTP REFUND	185.60
13/03/2024	101888	I SCEATS	BJTP REFUND	185.60
6/03/2024	101733	IG MUIR-CULBURRA CLAY	SOIL FOR WICKET CONSTRUCTION	5,082.00
20/03/2024	101993	ILLION AUSTRALIA PTY LTD	TENDER ADVERTISING AND MANAGEMENT	42.24
20/03/2024	102155	INDUCTILE HOLDINGS P/L	STEEL SCULPTURE	5,500.00
6/03/2024	101734	INFRARED SERVICES CONSULQUAL PTY LTD	THERMOGRAPHIC INSPECTION	1,845.80
20/03/2024	102022	INSTANT TRANSPORTABLE OFFICES PTY LTD	TRANSPORTABLE ABLUTIONS	2,809.70
6/03/2024	101755	INTELLITRAC	GPS TRACKING DEVICES	7,869.40
20/03/2024	102041	INTELLITRAC	GPS TRACKING DEVICES	673.20
6/03/2024	101643	IRONMAN AUSTRALIA	EVENT SERVICES	22,000.00
20/03/2024	102130	IT VISION AUSTRALIA PTY LTD	SOFTWARE SERVICES	7,206.35
28/03/2024	102202	J CULLEN	BIO-DIVERSITY RATE REBATE	1,464.26
6/03/2024	101657	JACKSON MCDONALD	LEGAL SERVICES	8,147.70
13/03/2024	101875	JACQUELINE HAPP	STAFF REIMBURSEMENT	220.25
6/03/2024	101717	JAMES BENNETT	SPECIALIST LIBRARY RESOURCES	63.80
20/03/2024	102004	JAMES BENNETT	SPECIALIST LIBRARY RESOURCES	68.91
28/03/2024	102199	JAMES V JONES	STAFF REIMBURSEMENT	2,196.25
20/03/2024	101976	JAN ROBERTS	ART SALES	36.00
28/03/2024	102200	JANINE OXENHAM	PRODUCER / ARTIST	2,735.20
20/03/2024	102054	JAPNEET KEITH	ART SALES	112.00
6/03/2024	101695	JDM EARTHWORKS	STONework SERVICES	11,137.50
20/03/2024	101978	JDM EARTHWORKS	STONework SERVICES	6,682.50
20/03/2024	101965	JENNIFER BROWN	ART SALES	36.00
6/03/2024	101716	JIGSAW SIGNS & PRINT	SIGNAGE SERVICES	1,744.60
6/03/2024	101656	JIMS FIRST	HARDWARE SUPPLIES	75.60
7/03/2024	101868	JMW REAL ESTATE	T NOTTLE RENT	1,900.00
21/03/2024	102181	JMW REAL ESTATE	T NOTTLE RENT	1,900.00
6/03/2024	101646	JOHN STRICKLAND	LIGHTING AND SOUND SERVICES	990.00
20/03/2024	101931	JOHN STRICKLAND	LIGHTING AND SOUND SERVICES	1,155.00
13/03/2024	101890	JOSEPH CASPERSZ-LONEY	STAFF REIMBURSEMENT	149.99
6/03/2024	101857	JUICE PRINT	PRINTING SERVICES	2,818.20
20/03/2024	102002	JULIE GUTHRIDGE	ART SALES	31.50
13/03/2024	101880	K NEWELL	WATER CHARGES REIMBURSEMENT	4,246.10
13/03/2024	101885	K TAYLOR-VIVIAN	WATER CHARGES REIMBURSEMENT	4,688.65
6/03/2024	101735	K TUFFIN	REFUND DOG REGISTRATION	150.00
6/03/2024	101644	KADAM KINETICS	WELLNESS SERVICES	924.00
20/03/2024	101928	KADAM KINETICS	WELLNESS SERVICES	2,233.00
20/03/2024	101989	KANGA HOSTING AUSTRALIA	WEBSITE HOSTING SERVICES	220.00
28/03/2024	102197	KATHLEEN O'SHEA & QUENTIN BLIGH	BIO-DIVERSITY RATE REBATE	689.95
6/03/2024	101633	KERRY HILL ARCHITECTS	ARCHITECTURAL SERVICES	52,298.51
6/03/2024	101687	KITCHEN TAKEOVERS	CATERING	55.00
13/03/2024	101879	KITCHEN TAKEOVERS	CATERING	500.00
20/03/2024	102138	KLEENHEAT GAS	GAS SERVICES	170.63
28/03/2024	102206	KLEENHEAT GAS	GAS SERVICES	1,314.74
6/03/2024	101736	KM BENJAFIELD	REFUND DOG REGISTRATION	150.00
20/03/2024	101984	KMART BUSSELTON	RETAIL HOME WARES	43.25
6/03/2024	101750	KOCHII EUCALYPTUS OIL PTY LTD	ESSENTIAL OILS	299.20
20/03/2024	102092	KYLIE FALCONER	STAFF REIMBURSEMENT	54.25
6/03/2024	101738	L LAWSON	REFUND DOG REGISTRATION	51.65
20/03/2024	101902	LANDGATE	CAVEAT FEE	122.00
6/03/2024	101816	LANDGATE (VALUER GENERAL'S OFFICE)	LAND VALUATIONS	503.80
20/03/2024	102120	LANDGATE CUSTOMER ACCOUNT	LAND INFORMATION AND TITLE SEARCHES	221.10
28/03/2024	102204	LARRIKIN HOUSE PTY LTD	LIBRARY RESOURCES	81.00
20/03/2024	102081	LAUNDRY INVESTMENTS INVESTMENTS	DRYCLEANING AND LINEN HIRE SERVICES	52.55
6/03/2024	101751	LAWRENCE & HANSON	ELECTRICAL/PROTECTIVE CLOTHING SUPPLIES	250.80
6/03/2024	101776	LD TOTAL	LANDSCAPE MAINTENANCE	52,506.69
20/03/2024	102066	LD TOTAL	LANDSCAPE MAINTENANCE	1,565.67
6/03/2024	101630	LEEUEWIN CIVIL PTY LTD	HIRE EQUIPMENT SERVICES	3,561.25
20/03/2024	101905	LEEUEWIN CIVIL PTY LTD	HIRE EQUIPMENT SERVICES	12,295.18
28/03/2024	102190	LEEUEWIN CIVIL PTY LTD	JALBARRAGUP ROAD WIDENING & RESEAL	735,282.89
20/03/2024	102159	LEEUEWIN TRANSPORT	COURIER SERVICES	1,886.17
13/03/2024	101891	LIAM JACKSON	EQUIPMENT HIRE	8,635.00
6/03/2024	101864	LOCAL GOVERNMENT PROFESSIONALS AUSTRALIA (WA DIVISION)	TRAINING SERVICES	7,165.00
6/03/2024	101661	LOTEX FILTER CLEANING SERVICE	PLANT FILTER CLEANING SERVICE	327.88
20/03/2024	101946	LOTEX FILTER CLEANING SERVICE	PLANT FILTER CLEANING SERVICE	421.51
28/03/2024	102205	LYNETTE NARKLE	SALTWATER PERFORMER	2,144.00
20/03/2024	102030	M WESTERVELD	BJTP REFUND	138.00
6/03/2024	101858	MAIA FINANCIAL	LEASING PAYMENTS	9,341.38
6/03/2024	101768	MALATESTA ROAD PAVING & HOTMIX	ROAD HOTMIX / PAVING SERVICES	68,300.36
20/03/2024	102058	MALATESTA ROAD PAVING & HOTMIX	ROAD HOTMIX / PAVING SERVICES	27,170.00
6/03/2024	101800	MALCOLM SAVAGE	SANKE REMOVAL AND RELOCATION	20.00
20/03/2024	102086	MANGLESII CONTRACTING	LANDSCAPE MAINTENANCE	5,652.15





**LISTING OF PAYMENTS MADE  
UNDER DELEGATED AUTHORITY  
FOR THE MONTH OF MARCH 2024**

<b>CHEQUE PAYMENTS</b>	119898 - 119951	46,162.05
<b>ELECTRONIC TRANSFER PAYMENTS</b>	101627 - 102210	10,273,222.54
<b>TRUST ACCOUNT</b>	EFT# TR000027 - TR000041	5,578.03
<b>PAYROLL</b>	01.03.2024 - 31.03.2024	1,823,013.97
<b>INTERNAL PAYMENT VOUCHERS</b>	DD #5629 - 5669	107,778.93
		<b>12,255,755.52</b>

20/03/2024	102049	MARAS CARPENTRY	BUILDING MAINTENANCE SERVICES	72,578.00
20/03/2024	101930	MARGARET PARKE	ART SALES	140.80
6/03/2024	101658	MARGARET RIVER BUSSELTON TOURISM ASSOCIATION	CONTRIBUTION TOWARDS COSTS	6,974.00
20/03/2024	101943	MARGARET RIVER BUSSELTON TOURISM ASSOCIATION	CONTRIBUTION TOWARDS COSTS	2,711.73
6/03/2024	101649	MARINDUST SALES	ALUMINIUM AFL GOALS AND FLAGPOLES	1,757.80
28/03/2024	102188	MATTHEW TWYMAN	STAFF REIMBURSEMENT	65.53
20/03/2024	102170	MAXINE PALMER	STAFF REIMBURSEMENT	17.00
20/03/2024	102035	MAYDAY SERVICES	EQUIPMENT HIRE	5,445.00
20/03/2024	102072	MB TRAFFIC PLANNING & MANAGEMENT	TRAFFIC MANAGEMENT CONSULTANCY	731.50
6/03/2024	101856	MCGREGOR WJ & J	MANAGEMENT BUSSELTON JETTY TOURIST PARK	49,913.20
6/03/2024	101641	MCLEODS BARRISTERS & SOLICITORS	LEGAL SERVICES	430.65
20/03/2024	101925	MCLEODS BARRISTERS & SOLICITORS	LEGAL SERVICES	6,381.10
20/03/2024	102063	MDH LIQUID WASTE	LIQUID WASTE SERVICES	269.70
6/03/2024	101718	MDM ENTERTAINMENT PTY LTD	DVD AND CD SUPPLY TO LIBRARY	105.82
20/03/2024	102078	MERLE DAVIS	ART SALES	224.00
13/03/2024	101886	MESSAGE4U PTY LTD	BULK BUSINESS SMS	572.27
6/03/2024	101702	MICHAEL SHERRY PAINTING AND DECORATING PTY LTD	PAINTING SERVICES	4,950.00
20/03/2024	102005	MILLMAN TENNIS	TENNIS COACHING - GLC VAC CARE	360.00
20/03/2024	102143	MINTER ELISON LAWYERS	LEGAL SERVICES	333.41
20/03/2024	102083	MIRANDA FREE	ART SALES	6.40
6/03/2024	101796	MITCHELL'S BOILER SERVICES PTY LTD	BOILER SALES AND SERVICE	2,211.00
6/03/2024	101859	MJB INDUSTRIES PTY LTD	DRAINAGE SUPPLIES	5,275.31
20/03/2024	102171	MJB INDUSTRIES PTY LTD	DRAINAGE SUPPLIES	6,622.17
6/03/2024	101840	MODERN TEACHING AIDS PTY LTD	LIBRARY RESOURCES	897.44
20/03/2024	102150	MODERN TEACHING AIDS PTY LTD	LIBRARY RESOURCES	14.25
20/03/2024	102102	MOODIE OUTDOOR PRODUCTS PTY LTD	BEACH ACCESS MATTING	5,032.50
6/03/2024	101647	MRCES WA PTY LTD	SECURITY SERVICES	6,451.50
6/03/2024	101771	MTD HOSPITALITY CONSULTING	KITCHEN AND LAUNDRY DESIGN	1,444.74
6/03/2024	101726	MUIR FORD BUSSELTON	VEHICLE MAINTENANCE	45,912.62
6/03/2024	101737	N FLYNN	REFUND DOG REGISTRATION	150.00
20/03/2024	101933	NALDA HOSKINS	ART SALES	375.80
20/03/2024	102013	NATURAL EDGE FRAMING & PHOTOGRAPHY	ART SALES	140.00
20/03/2024	101948	NATURALISTE HYGIENE SERVICES	HYGIENE SERVICES	1,650.00
20/03/2024	102008	NATURE CONSERVATION MARGARET RIVER REGION	WOODY WEED CONTROL	1,650.00
6/03/2024	101707	NEW IMAGE LANDSCAPING AND MAINTENANCE	LANDSCAPE MAINTENANCE	20,376.94
13/03/2024	101883	NEW IMAGE LANDSCAPING AND MAINTENANCE	LANDSCAPE MAINTENANCE	7,040.00
6/03/2024	101731	NEWGROUND DESIGN SERVICES PTY LTD	DESIGN SERVICES - CHURCHILL PARK UPGRADE	74,941.60
6/03/2024	101811	NICHOLLS MACHINERY	PLANT PURCHASES / SERVICES / PARTS	88.00
20/03/2024	102118	NICHOLLS MACHINERY	PLANT PURCHASES / SERVICES / PARTS	343.91
6/03/2024	101703	NIGHTLIFE MUSIC PTY LTD	MUSIC AND VIDEO SUBSCRIPTION SERVICES	413.92
6/03/2024	101844	NVMS (NOISE & VIBRATION SYSTEMS) P/L	NOISE LEVEL ANALYSER SUPPLIER	1,265.00
6/03/2024	101692	OFFICEWORKS	OFFICE EQUIPMENT SERVICES	191.36
20/03/2024	101973	OFFICEWORKS	OFFICE EQUIPMENT SERVICES	86.70
13/03/2024	101876	OPTUS BILLING SERVICES PTY LTD	FIXED INTERNET ACCESS	3,082.20
6/03/2024	101765	ORACLE CUSTOMER MANAGEMENT SOLUTIONS PTY LTD	AFTER HOURS RECEPTION	2,619.35
6/03/2024	101763	ORANA CONCRETE PTY LTD	CONCRETE SERVICES	39,050.00
20/03/2024	101936	OSCAR NEGUS	BUSHFIRE OFFICER HONORARIUM	232.75
20/03/2024	102126	OTIS ELEVATOR COMPANY PTY LTD	ELEVATOR SERVICES	5,390.00
6/03/2024	101698	PAINT INDUSTRIES PTY LTD	PAINT REQUIREMENTS	1,369.94
20/03/2024	101914	PENNY CROWLEY	STAFF REIMBURSEMENT	489.50
6/03/2024	101853	PENSKE POWER SYSTEMS	PLANT PURCHASES / SERVICES / PARTS	536.19
20/03/2024	101907	PEOPLE SENSE PTY LTD	EMPLOYEE ASSISTANCE PROGRAM	4,752.00
6/03/2024	101799	PERTH FESTIVAL	2024 PERTH FESTIVAL GRANT	16,500.00
20/03/2024	101906	PETER STARK	BUSHFIRE OFFICER HONORARIUM	464.50
6/03/2024	101863	PFD FOOD SERVICES PTY LTD	GLC KIOSK PURCHASES	1,569.70
20/03/2024	102175	PFD FOOD SERVICES PTY LTD	GLC KIOSK PURCHASES	1,792.30
6/03/2024	101634	PHOENIX FOUNDRY PTY LTD	MEMORIAL PLAQUES SUPPLIER	475.20
20/03/2024	101911	PHOENIX FOUNDRY PTY LTD	MEMORIAL PLAQUES SUPPLIER	313.50
20/03/2024	102108	PK COURIERS	COURIER SERVICES	368.50
20/03/2024	102009	POOL ROBOTIC PERTH	POOL CLEANER SALES AND REPAIR	194.70
6/03/2024	101708	POWER MEDICAL CENTRE	PRE EMPLOYMENT MEDICAL	638.00
20/03/2024	101995	POWER MEDICAL CENTRE	PRE EMPLOYMENT MEDICAL	709.50
20/03/2024	101945	PRIME URBAN WA PTY LTD	REFUND OF BOND APPLICATION	73,945.00
28/03/2024	102191	PRIME URBAN WA PTY LTD	REFUND OF BOND APPLICATION	47,670.00
20/03/2024	101979	PRO CRACK SEAL	CRACK SEALING SERVICES	15,906.00
20/03/2024	102053	PROGRAMMED PROPERTY SERVICES	MAINTENANCE SERVICES	6,864.00
6/03/2024	101705	PROJECT MILES TRUST	REPAIRS AND MAINTENANCE	3,841.01
20/03/2024	101991	PROJECT MILES TRUST	REPAIRS AND MAINTENANCE	8,196.76
20/03/2024	102031	QUINDALUP ARTISTS INC.	REFUND OF BOND APPLICATION	200.00
20/03/2024	102025	R & L HEINS	BTJP REFUND	57.00
20/03/2024	102172	RAPID ASCENT PTY LTD	GRANT FUNDING FOR XTERRA	5,500.00
6/03/2024	101678	REDFISH TECHNOLOGIES PTY LTD	AUDIO VIDEO CONSULTING	2,035.17
6/03/2024	101787	REGIONAL AIRPORT MANAGEMENT SERVICES PTY LTD	AIR SERVICES	10,216.80
6/03/2024	101822	REPCO AUTO PARTS	PLANT PURCHASES / SERVICES / PARTS	1,382.74
20/03/2024	102131	REPCO AUTO PARTS	PLANT PURCHASES / SERVICES / PARTS	879.85
6/03/2024	101691	RETHINK MARKETING	MARKETING	2,006.40
20/03/2024	101918	RICHMOND WELLBEING INCORPORATED	TRAINING SERVICES	2,000.00
20/03/2024	102166	RMS (AUST) PTY LTD	SOFTWARE SERVICES	119.90
6/03/2024	101675	ROBERT'S TILT TRAY & HIAB SERVICE	FREIGHT	4,826.69
6/03/2024	101820	ROD'S AUTO ELECTRICS	AUTO ELECTRICAL SERVICES	392.55
20/03/2024	102125	ROD'S AUTO ELECTRICS	AUTO ELECTRICAL SERVICES	301.51
20/03/2024	102084	ROOF ACCESS WA	ROOF ACCESS PROVIDERS	4,158.00
20/03/2024	102089	ROTARY CLUB OF BUSSELTON GEOGRAPHE BAY	SPONSORSHIP / ADVERTISING /ART SALES	7.00
6/03/2024	101831	RUBEK AUTOMATIC DOORS	AUTOMATIC DOOR SERVICES	12,980.00
20/03/2024	101961	RUTH BROOKS	ART SALES	10.40



**LISTING OF PAYMENTS MADE  
UNDER DELEGATED AUTHORITY  
FOR THE MONTH OF MARCH 2024**

<b>CHEQUE PAYMENTS</b>	119898 - 119951	46,162.05
<b>ELECTRONIC TRANSFER PAYMENTS</b>	101627 - 102210	10,273,222.54
<b>TRUST ACCOUNT</b>	EFT# TR000027 - TR000041	5,578.03
<b>PAYROLL</b>	01.03.2024 - 31.03.2024	1,823,013.97
<b>INTERNAL PAYMENT VOUCHERS</b>	DD #5629 - 5669	107,778.93
		<b>12,255,755.52</b>

6/03/2024	101742	S & D KOLIBABIC	BJTP REFUND	525.00
6/03/2024	101704	S NEWMAN	WATER CHARGES REIMBURSEMENT	888.21
6/03/2024	101739	S OSBORNE	BJTP REFUND	57.00
6/03/2024	101741	S PHILLIPS	BJTP REFUND	512.46
20/03/2024	102028	S RAAS	BJTP REFUND	7.00
6/03/2024	101740	S WHALL	BJTP REFUND	57.00
20/03/2024	102162	SAFE & SURE SECURITY PTY LTD	SECURITY SERVICES - ALARM OCCURANCE	1,494.90
6/03/2024	101639	SAFE FIRST TRAINING	STAFF TRAINING	79.00
20/03/2024	102021	SANDRA WALKER	ART SALES	8.00
6/03/2024	101766	SAPIO PTY LTD	SECURITY INSTALLATIONS AMD MAINTENANCE	1,906.21
20/03/2024	102056	SAPIO PTY LTD	SECURITY INSTALLATIONS AMD MAINTENANCE	15,434.66
20/03/2024	102076	SARA URBAN	FACE PAINTING	275.00
20/03/2024	101929	SCOPE BUSINESS IMAGING	ELECTRONIC EQUIPMENT	500.35
6/03/2024	101747	SCOTT PEARCE	SINGING PERFORMANCE	500.00
20/03/2024	101986	SEA CHANGE NEWS	STATIONERY AND OFFICE SUPPLIES	288.42
6/03/2024	101795	SECURITY CONSULTING GROUP PTY LTD	SECURITY CONSULTING	8,800.00
20/03/2024	101967	SECURUS	SECURITY SYSTEMS SUPPLY AND MONITERING	1,760.00
6/03/2024	101762	SEEK LIMITED	ADVERTISING	995.50
20/03/2024	102048	SEEK LIMITED	ADVERTISING	951.50
6/03/2024	101653	SERVICES AUSTRALIA	CHARGES FOR CENTREPAY FACILITY	129.69
20/03/2024	102168	SHARON WILLIAMS	ART SALES	131.20
28/03/2024	102210	SHARON WILLIAMS	ART SALES	59.00
6/03/2024	101802	SHIRE OF AUGUSTA MARGARET RIVER	LSL ACCRUAL REIMBURSEMENT	2,084.00
6/03/2024	101761	SHOREWATER MARINE PTY LTD	PORT GEOGRAPHE GUARDRAIL WORKS	20,351.21
20/03/2024	102047	SHOREWATER MARINE PTY LTD	JETTY MAINTENANCE	197,138.49
6/03/2024	101786	SIGMA CHEMICALS	CHEMICAL SUPPLIER	504.90
20/03/2024	101910	SIMON MANSFIELD	ILLUSTRATIONS	100.00
20/03/2024	102093	SIMPLE BEN	VIDEO PRODUCTION	963.60
6/03/2024	101723	SMITHS DETECTION (AUSTRALIA) PTY LTD	SCREENING EQUIPMENT SUPPLY & MAINTENANCE	2,772.00
20/03/2024	101949	SOGGYBONES WHEELBITE	EVENT COORDINATION	1,200.00
6/03/2024	101780	SOILS AINT SOILS	NURSERY SUPPLIES	224.00
20/03/2024	102068	SOILS AINT SOILS	NURSERY SUPPLIES	1,976.00
20/03/2024	102019	SOS OFFICE EQUIPMENT	OFFICE EQUIPMENT SERVICES	3,095.68
20/03/2024	102060	SOUTH WEST CLEANING	BBQ CLEANING	24,325.68
20/03/2024	102000	SOUTH WEST GAS	GAS SERVICES	98.00
20/03/2024	102128	SOUTH WEST ISUZU	PLANT PURCHASES / SERVICES / PARTS	116.06
6/03/2024	101710	SOUTH WEST OFFICE NATIONAL	STATIONERY AND OFFICE SUPPLIES	1,360.87
20/03/2024	101996	SOUTH WEST OFFICE NATIONAL	STATIONERY AND OFFICE SUPPLIES	565.23
6/03/2024	101812	SOUTH WEST STEEL PRODUCTS	STEEL PRODUCTS SUPPLIER	276.76
20/03/2024	102121	SOUTH WEST STEEL PRODUCTS	STEEL PRODUCTS SUPPLIER	2,525.16
6/03/2024	101651	SOUTH WEST WINDSCREENS & TINT	WINDSCREENS & TINTING	200.00
6/03/2024	101686	SOUTHERN ATU SERVICES PTY LTD	WASTE MANAGEMENT SERVICES	1,466.50
20/03/2024	101969	SOUTHERN ATU SERVICES PTY LTD	WASTE MANAGEMENT SERVICES	1,311.00
6/03/2024	101682	SOUTHERN CROSS AUSTEREO	ADVERTISING	1,337.60
20/03/2024	101962	SOUTHERN CROSS AUSTEREO	ADVERTISING	99.00
6/03/2024	101808	SOUTHERN LOCK & SECURITY	SECURITY SERVICES	108.25
20/03/2024	102146	SOUTHERN MACHINING & MAINTENANCE	PLANT MAINTENANCE SERVICES	1,056.00
20/03/2024	102036	SOUTHWEST HOIST & CRANE	SERVICES AND REPAIRS OF HOISTS	1,133.00
6/03/2024	101777	SOUTHWEST TYRE SERVICE	PLANT TYRE SUPPLIER / REPAIRER	20,655.00
20/03/2024	102067	SOUTHWEST TYRE SERVICE	PLANT TYRE SUPPLIER / REPAIRER	4,064.00
28/03/2024	102198	SOUTHWEST TYRE SERVICE	PLANT TYRE SUPPLIER / REPAIRER	3,409.00
6/03/2024	101790	SPARE PARTS PUPPET THEATRE	PERFORMANCE AND WORKSHOPS FOR EVENTS	22,000.00
20/03/2024	102090	SPICE ODYSSEY	CATERING	380.00
13/03/2024	101894	SPORTS ENTERTAINMENT NETWORK	ADVERTISING	3,673.87
20/03/2024	102095	SPORTS ENTERTAINMENT NETWORK	ADVERTISING	95.34
6/03/2024	101701	SPORTSPOWER	SPORT EQUIPMENT SUPPLIER	828.00
20/03/2024	101985	SPORTSPOWER	SPORT EQUIPMENT SUPPLIER	555.00
20/03/2024	102154	SPORTSWORLD OF WA	SPORT EQUIPMENT SUPPLIER	1,926.10
20/03/2024	102109	SPOTLIGHT	VACATION CARE SUPPLIES	168.00
6/03/2024	101669	SPRAYMOW SERVICES	MAINTENANCE SERVICES	20,601.80
20/03/2024	101951	SPRAYMOW SERVICES	MAINTENANCE SERVICES	10,420.60
6/03/2024	101638	ST JOHN AMBULANCE	TRAINING SERVICES	1,113.17
20/03/2024	101919	ST JOHN AMBULANCE	TRAINING SERVICES	195.83
6/03/2024	101801	STEPHANIE ADDISON-BROWN	STAFF REIMBURSEMENT	93.86
7/03/2024	101874	SUPERCHOICE	SUPERANNUATION	203,243.53
21/03/2024	102187	SUPERCHOICE	SUPERANNUATION	205,811.01
6/03/2024	101835	SURF LIFE SAVING W.A.	LIFE GUARD CONTRACT	100,100.00
28/03/2024	102208	SURF LIFE SAVING W.A.	LIFE GUARD CONTRACT	100,100.00
20/03/2024	102158	SURVCON PTY LTD	SURVEYING SERVICES	7,262.75
6/03/2024	101683	SW ENVIRONMENTAL	ENVIRONMENTAL SERVICES	1,991.00
6/03/2024	101821	SW PRECISION PRINT	PRINTING SERVICES	141.10
20/03/2024	102127	SW PRECISION PRINT	PRINTING SERVICES	1,213.00
6/03/2024	101713	SYNERGY	ELECTRICITY	47,371.87
20/03/2024	101999	SYNERGY	ELECTRICITY	63,258.41
20/03/2024	101908	TARVIA PTY LTD	ENGINEERING SERVICES	51,931.88
6/03/2024	101756	TEAM GLOBAL EXPRESS	COURIER SERVICES	277.75
20/03/2024	102042	TEAM GLOBAL EXPRESS	COURIER SERVICES	40.55
20/03/2024	101941	TECHNOGYM AUSTRALIA PTY LTD	FITNESS EQUIPMENT	503.98
13/03/2024	101899	TECHNOLOGY ONE LIMITED	SOFTWARE SERVICES	2,081.05
20/03/2024	102071	TELSTRA LIMITED	COMMUNICATION SERVICES	31,346.66
6/03/2024	101629	THE GOOD GUYS BUSSELTON	ELECTRICAL SUPPLIES	905.00
20/03/2024	102064	THE LIONS CLUB OF VASSE INC	CATERING	210.00
6/03/2024	101782	THE MARGARET RIVER NATURAL SPRING WATER	BOTTLED WATER	333.50
20/03/2024	102069	THE MARGARET RIVER NATURAL SPRING WATER	BOTTLED WATER	138.00
6/03/2024	101732	THE SUGAR CHEF PATISSERIE	CATERING	1,200.00





**LISTING OF PAYMENTS MADE  
UNDER DELEGATED AUTHORITY  
FOR THE MONTH OF MARCH 2024**

<b>CHEQUE PAYMENTS</b>	119898 - 119951	46,162.05
<b>ELECTRONIC TRANSFER PAYMENTS</b>	101627 - 102210	10,273,222.54
<b>TRUST ACCOUNT</b>	EFT# TR000027 - TR000041	5,578.03
<b>PAYROLL</b>	01.03.2024 - 31.03.2024	1,823,013.97
<b>INTERNAL PAYMENT VOUCHERS</b>	DD #5629 - 5669	107,778.93
		<b>12,255,755.52</b>

20/03/2024	102024	THE SUGAR CHEF PATISserie	CATERING	304.00
6/03/2024	101659	THE URBAN COFFEE HOUSE	CATERING	610.00
7/03/2024	101869	THE WESTERN AUSTRALIAN MUNICIPAL ROAD BOARD PARKS	UNION FEES	154.00
21/03/2024	102182	THE WESTERN AUSTRALIAN MUNICIPAL ROAD BOARD PARKS	UNION FEES	154.00
20/03/2024	102098	THERAPY FOCUS LTD	HEALTH SERVICES	6,930.00
6/03/2024	101719	THINK WATER DUNSBOROUGH	RETICULATION SERVICES	13,293.11
20/03/2024	102007	THINK WATER DUNSBOROUGH	RETICULATION SERVICES	4,908.90
6/03/2024	101724	THOMAS ECKERT	CARPENTRY WORK	6,369.00
20/03/2024	102011	THOMAS ECKERT	CARPENTRY WORK	1,980.00
20/03/2024	101960	THREE CONSULTING PTY LTD	AIRLINE ENGAGEMENT CONSULTANT	5,120.57
20/03/2024	102085	TIM WILSON	CARPENTRY WORK	110.00
20/03/2024	102057	TODD JOHNSON	BUSHFIRE OFFICER HONORARIUM	232.75
6/03/2024	101632	TOTAL GREEN RECYCLING	RECYCLING E-WASTE SERVICES	3,941.96
6/03/2024	101854	TOTAL HORTICULTURAL SERVICES	LANDSCAPE MAINTENANCE	9,087.55
20/03/2024	102163	TOTAL HORTICULTURAL SERVICES	LANDSCAPE MAINTENANCE	17,803.98
20/03/2024	102176	T-QUIP	MOWER PARTS & SERVICE	201.20
20/03/2024	102164	TRADE HIRE	PLANT HIRE & EQUIPMENT SERVICES	4,896.40
6/03/2024	101662	TROPHIES ON TIME	NAME BADGE SUPPLIER	285.00
20/03/2024	101947	TROPHIES ON TIME	NAME BADGE SUPPLIER	64.00
6/03/2024	101685	TRUCK CENTRE (WA) PTY LTD	NEW VEHICLE PARTS & SERVICE	2,286.96
13/03/2024	101878	TRUCK CENTRE (WA) PTY LTD	NEW VEHICLE - VOLVO	1,027,618.30
20/03/2024	101966	TRUCK CENTRE (WA) PTY LTD	NEW VEHICLE PARTS & SERVICE	731.72
6/03/2024	101725	TRUCKLINE	PLANT PURCHASES / SERVICES / PARTS	311.54
20/03/2024	102014	TRUCKLINE	PLANT PURCHASES / SERVICES / PARTS	1,625.06
6/03/2024	101841	TYREPOWER BUSSELTON	PLANT TYRE SUPPLIER / REPAIRER	95.00
20/03/2024	101981	TYRES & MORE DUNSBOROUGH	TYRE SALES AND SERVICE	50.00
6/03/2024	101849	UDIA (WA DIVISION)	URBAN DEVELOPMENT	5,000.00
6/03/2024	101770	UNITING GLOBAL PTY LTD	CLEANING AND MAINTENANCE SERVICES	113,137.32
6/03/2024	101785	VASSE PEST CONTROL	PEST CONTROL SERVICES	396.00
20/03/2024	102079	VASSE PEST CONTROL	PEST CONTROL SERVICES	154.00
20/03/2024	102153	VEOLIA RECYCLING & RECOVERY PTY LTD	WASTE MANAGEMENT SERVICES	2,780.35
6/03/2024	101748	VISIMAX	FIRE EQUIPMENT SUPPLIER	198.55
6/03/2024	101788	VIVA ENERGY AUSTRALIA (SHELL)	FUELS, OILS AND GREASES	86,853.20
6/03/2024	101838	VMS CONTRACTORS & MANAGEMENT	MAINTENANCE SERVICES	20,941.80
20/03/2024	101926	VORGEE PTY LTD	GYM GOODS	2,732.40
6/03/2024	101824	W.A. HINO SALES & SERVICE	PLANT PURCHASES / SERVICES / PARTS	5,635.68
20/03/2024	102135	W.A. HINO SALES & SERVICE	PLANT PURCHASES / SERVICES / PARTS	202.02
20/03/2024	101921	WA EXTERNAL SOLUTIONS	GUTTER MAINTENANCE	15,048.00
20/03/2024	101970	WA SCALE SERVICE	WEIGHING EQUIPMENT	660.00
20/03/2024	102140	WA TREASURY CORPORATION	LOAN REPAYMENTS	1,268,482.68
6/03/2024	101627	WALGA	WALGA TRAINING SERVICES	7,552.00
20/03/2024	101901	WALGA	WALGA TRAINING SERVICES	583.00
20/03/2024	101938	WELARM PTY LTD	BUSSELTON GROUNDWATER INVESTIGATION	14,840.04
20/03/2024	102080	WEST OZ LINEMARKING PTY LTD	LINE MARKING SERVICES	14,030.50
6/03/2024	101693	WESTERN AUSTRALIAN REGIONAL CAPITALS ALLIANCE INC	ANNUAL MEMBERSHIP	140.00
6/03/2024	101666	WESTERN IRRIGATION PTY LTD	BORE AND IRRIGATION SERVICES	3,685.00
6/03/2024	101814	WESTERN POWER CORPORATION	ELECTRICAL SERVICES	838.55
20/03/2024	102103	WESTPEAK ENGINEERING PTY LTD	COASTAL ENGINEERING SERVICES	7,580.65
6/03/2024	101823	WESTRAC EQUIPMENT P/L	PLANT PURCHASES / SERVICES / PARTS	4,007.31
20/03/2024	102134	WESTRAC EQUIPMENT P/L	PLANT PURCHASES / SERVICES / PARTS	4,157.63
6/03/2024	101767	WESTSIDE TILT TRAY SERVICE	ABANDONED CAR REMOVAL	110.00
20/03/2024	102027	WH & FM CLARKE	BJTP REFUND	112.00
6/03/2024	101778	WICKED STRATEGIES PTY LTD	COMMUNITY ENGAGEMENT	1,375.00
6/03/2024	101817	WINC AUSTRALIA PTY LTD	STATIONERY AND OFFICE SUPPLIES	140.23
20/03/2024	102123	WINC AUSTRALIA PTY LTD	STATIONERY AND OFFICE SUPPLIES	158.58
20/03/2024	101922	WIZID PTY LTD	POOL ENTRY WRISTBANDS	69.30
6/03/2024	101772	WOOLWORTHS GROUP LIMITED	GROCERIES	380.76
13/03/2024	101892	WOOLWORTHS GROUP LIMITED	GROCERIES	139.38
6/03/2024	101827	WORK CLOBBER	PROTECTIVE CLOTHING SUPPLIER	1,183.15
20/03/2024	102137	WORK CLOBBER	PROTECTIVE CLOTHING SUPPLIER	2,302.15
20/03/2024	102133	WORKFORCE ROAD SERVICES	WORKFORCE SERVICES	9,263.10
6/03/2024	101784	WORKPOWER INCORPORATED	WASTE MANAGEMENT AND RECYCLING ACTIVITIES	2,598.75
6/03/2024	101694	WOW WIPES	GYM ANTIBACTERIAL WIPES	1,309.00
6/03/2024	101843	WREN OIL	WASTE OIL SERVICES	33.00
20/03/2024	102152	WREN OIL	WASTE OIL SERVICES	16.50
6/03/2024	101670	YAHAVA KOFFEE WORKS WHOLESale	CATERING	1,904.50
20/03/2024	101957	YALAMBI FARM	EQUESTRIAN COMMUNITY EVENT	3,300.00
6/03/2024	101825	YALLINGUP RURAL BUSHFIRE BRIGADE	PETTY CASH REIMBURSEMENT	738.60
6/03/2024	101818	ZIPFORM	PRINTING SERVICES	2,568.30
20/03/2024	102070	ZONE 50 ENGINEERING SURVEYS PTY LTD	SURVEYING SERVICES	5,275.60
				<b>10,273,222.54</b>

TRUST PAYMENTS MARCH 2024				
DATE	REF #	NAME	DESCRIPTION	AMOUNT \$
26/03/2024	TR000033	CITY OF BUSSELTON - EFT	INTERNAL PAYMENTS / COMMISSIONS	200.00
27/03/2024	TR000040	CITY OF BUSSELTON - EFT	INTERNAL PAYMENTS / COMMISSIONS	74.25
27/03/2024	TR000041	CONSTRUCTION TRAINING FUND	CTF LEVY	3803.78
26/03/2024	TR000035	CR. ANDREW MACNISH	NOMINATION REFUND	100.00
26/03/2024	TR000032	CR. ANNE RYAN	NOMINATION REFUND	100.00
26/03/2024	TR000036	CR. CHERISE WOODHAMS	NOMINATION REFUND	100.00
26/03/2024	TR000034	CR. JARROD KENNEDY	NOMINATION REFUND	100.00
26/03/2024	TR000031	CR. JODIE RICHARDS	NOMINATION REFUND	100.00
26/03/2024	TR000029	CR. KATHERINE COX	NOMINATION REFUND	200.00
26/03/2024	TR000030	CR. PHIL CRONIN	NOMINATION REFUND	200.00
26/03/2024	TR000038	CR. RICHARD BEECROFT	NOMINATION REFUND	100.00



**LISTING OF PAYMENTS MADE  
UNDER DELEGATED AUTHORITY  
FOR THE MONTH OF MARCH 2024**

<b>CHEQUE PAYMENTS</b>	119898 - 119951	46,162.05
<b>ELECTRONIC TRANSFER PAYMENTS</b>	101627 - 102210	10,273,222.54
<b>TRUST ACCOUNT</b>	EFT# TR000027 - TR000041	5,578.03
<b>PAYROLL</b>	01.03.2024 - 31.03.2024	1,823,013.97
<b>INTERNAL PAYMENT VOUCHERS</b>	DD #5629 - 5669	107,778.93
		<b>12,255,755.52</b>

26/03/2024	TR000028	CR. SUSAN RICCELLI	NOMINATION REFUND	200.00
26/03/2024	TR000037	CR. VALERIE KAIGG	NOMINATION REFUND	100.00
26/03/2024	TR000027	PAUL CARTER	NOMINATION REFUND	100.00
26/03/2024	TR000039	STEPHEN WELLS	NOMINATION REFUND	100.00
				<b>5,578.03</b>

INTERNAL PAYMENT VOUCHERS (DIRECT DEBITS) MARCH 2024				
DATE	REF #	NAME	DESCRIPTION	AMOUNT \$
8/03/2024	5629	AMPOL AUSTRALIA PETROLEUM PTY LTD	FUEL SERVICES	25,497.78
		ADMINISTRATION - BSN1 - CARD #3410	UNLEADED ONLY	277.50
		ADMINISTRATION - BSN1 - CARD #1840	UNLEADED ONLY	255.29
		ADMINISTRATION - BSN16AV - CARD #7320	PREMIUM DIESEL ONLY	318.63
		AIRPORT OPERATIONS - BSN30BT - CARD #8470	PREMIUM DIESEL ONLY	433.83
		AIRPORT OPERATIONS - BSN55DJ - CARD #3310	PREMIUM DIESEL ONLY	466.04
		AIRPORT OPERATIONS - BSN41DR - CARD #8560	UNLEADED ONLY	322.21
		AIRPORT OPERATIONS - CARD #1640	UNLEADED ONLY	-
		CEO - BSN66DG - CARD #8430	PREMIUM DIESEL	281.47
		COMMUNITY & COMMERCIAL SERVICES - BSN26CM - CARD #0920	UNLEADED ONLY	365.27
		COMMUNITY & COMMERCIAL SERVICES - BSN28AU - CARD #2010	UNLEADED ONLY	-
		COMMUNITY & COMMERCIAL SERVICES - BSN43DR - CARD #6440	PREMIUM DIESEL ONLY	212.54
		COMMUNITY & COMMERCIAL SERVICES - BSN45CT - CARD #8880	PREMIUM DIESEL ONLY	405.27
		COMMUNITY & COMMERCIAL SERVICES - BSN45DA - CARD #7520	UNLEADED ONLY	299.25
		COMMUNITY & COMMERCIAL SERVICES - BSN53BK - CARD #3520	UNLEADED ONLY	83.11
		COMMUNITY & COMMERCIAL SERVICES - BSN57AV - CARD #9790	UNLEADED ONLY	219.63
		COMMUNITY & COMMERCIAL SERVICES - BSN06DR - CARD #6430	UNLEADED ONLY	176.25
		ENGINEERING/FACILITIES - BSN23AM - CARD #3500	PREMIUM DIESEL AND DIESEL ONLY	639.51
		ENGINEERING/FACILITIES - BSN28CO - CARD #0500	PREMIUM DIESEL ONLY	432.23
		ENGINEERING/FACILITIES - BSN97CY - CARD #2450	PREMIUM DIESEL ONLY	497.91
		ENGINEERING/FACILITIES - BSN05BH - CARD #1180	PREMIUM DIESEL ONLY	520.14
		ENGINEERING/FACILITIES - BSN07BL - CARD #7150	PREMIUM DIESEL ONLY	407.44
		ENGINEERING/FACILITIES - BSN18CA - CARD #5670	UNLEADED ONLY	74.24
		ENGINEERING/FACILITIES - BSN24BA - CARD #0270	PREMIUM DIESEL ONLY	573.73
		ENGINEERING/FACILITIES - BSN41AS - CARD #1700	PREMIUM DIESEL ONLY	132.67
		ENGINEERING/FACILITIES - BSN41CF - CARD #1790	PREMIUM DIESEL ONLY	-
		ENGINEERING/FACILITIES - BSN42AS - CARD #1720	PREMIUM DIESEL ONLY	213.19
		ENGINEERING/FACILITIES - BSN47BE - CARD #1660	PREMIUM DIESEL ONLY	215.96
		ENGINEERING/FACILITIES - BSN47CM - CARD #0080	UNLEADED ONLY	217.95
		ENGINEERING/FACILITIES - BSN48CM - CARD #0160	UNLEADED ONLY	303.57
		ENGINEERING/FACILITIES - BSN54BG - CARD #0700	UNLEADED ONLY	264.71
		ENGINEERING/FACILITIES - BSN693T - CARD #5750	PREMIUM DIESEL ONLY	189.39
		ENGINEERING/FACILITIES - BSN89CY - CARD #2050	UNLEADED ONLY	499.09
		FINANCE/IT SERVICES - BSN08DN - CARD #0140	UNLEADED ONLY	305.05
		FINANCE/IT SERVICES - BSN08DR - CARD #1630	PREMIUM UNLEADED ONLY	261.06
		FINANCE/IT SERVICES - BSN20BL - CARD #5770	PREMIUM DIESEL ONLY	84.70
		FINANCE/IT SERVICES - BSN21BA - CARD #1140	UNLEADED ONLY	215.44
		FINANCE/IT SERVICES - BSN56CY - CARD #9210	PREMIUM DIESEL ONLY	658.12
		FINANCE/IT SERVICES - BSN75BL - CARD #2440	UNLEADED ONLY	274.85
		FINANCE/IT SERVICES - BSN75DI - CARD #1200	UNLEADED ONLY	421.72
		FINANCE/IT SERVICES - BSN82AU - CARD #3470	PREMIUM DIESEL ONLY	-
		FINANCE/IT SERVICES - BSN82BT - CARD #3060	DIESEL ONLY	97.49
		FLEET MANAGEMENT - BSN47CT - CARD #8930	DIESEL ONLY	106.56
		FLEET MANAGEMENT - BSN91CR - CARD #8890	PREMIUM UNLEADED ONLY	296.57
		FLEET MANAGEMENT - ADDITIONAL CARD - CARD #6630	UNLEADED ONLY	-
		GENERAL CONSTRUCTION - BSN68BE - CARD #5580	PREMIUM DIESEL ONLY	242.48
		GENERAL CONSTRUCTION - BSN75BA - CARD #3170	PREMIUM DIESEL ONLY	-
		GENERAL CONSTRUCTION - BSN162S - CARD #1130	PREMIUM DIESEL ONLY	97.58
		GENERAL CONSTRUCTION - CARD #9440	PREMIUM DIESEL ONLY	160.77
		PARKS, GARDENS & RESERVES - BSN022S - CARD #7030	PREMIUM DIESEL AND DIESEL ONLY	439.54
		PARKS, GARDENS & RESERVES - BSN02DG - CARD #8130	PREMIUM DIESEL ONLY	464.04
		PARKS, GARDENS & RESERVES - BSN05DN - CARD #4480	PREMIUM DIESEL ONLY	158.49
		PARKS, GARDENS & RESERVES - BSN17AY - CARD #4340	PREMIUM DIESEL ONLY	257.94
		PARKS, GARDENS & RESERVES - BSN18AY - CARD #4380	PREMIUM DIESEL ONLY	114.75
		PARKS, GARDENS & RESERVES - BSN24AE - CARD #6490	PREMIUM DIESEL ONLY	106.18
		PARKS, GARDENS & RESERVES - BSN32CJ - CARD #5760	PREMIUM DIESEL ONLY	405.55
		PARKS, GARDENS & RESERVES - BSN51AU - CARD #3080	PREMIUM DIESEL ONLY	423.22
		PARKS, GARDENS & RESERVES - BSN61BF - CARD #3370	PREMIUM DIESEL ONLY	129.34
		PARKS, GARDENS & RESERVES - BSN64BC - CARD #8490	PREMIUM DIESEL ONLY	113.68
		PARKS, GARDENS & RESERVES - BSN694T - CARD #7990	PREMIUM DIESEL ONLY	406.21
		PARKS, GARDENS & RESERVES - BSN762T - CARD #7370	PREMIUM DIESEL ONLY	209.42
		PARKS, GARDENS & RESERVES - BSN77BC - CARD #8160	PREMIUM DIESEL ONLY	373.44
		PARKS, GARDENS & RESERVES - BSN86BX - CARD #2930	PREMIUM DIESEL ONLY	449.09
		PARKS, GARDENS & RESERVES - BSN87AV - CARD #7840	PREMIUM DIESEL ONLY	490.75
		PARKS, GARDENS & RESERVES - BSN993T - CARD #5120	PREMIUM DIESEL ONLY	403.26
		PARKS, GARDENS & RESERVES - CARD #5950	UNLEADED ONLY	33.30
		PARKS, GARDENS & RESERVES - LAWNMOWER - CARD #0240	UNLEADED ONLY	54.85
		PARKS, GARDENS & RESERVES - LAWNMOWER - CARD #2930	UNLEADED ONLY	29.36
		PARKS, GARDENS & RESERVES - LAWNMOWER - CARD #2810	UNLEADED ONLY	25.41
		PLANNING & BUILDING - BSN00CK - CARD #1440	UNLEADED ONLY	490.50
		PLANNING & BUILDING - BSN01BE - CARD #8790	PREMIUM UNLEADED ONLY	76.40
		PLANNING & BUILDING - BSN08AO - CARD #4150	UNLEADED ONLY	94.55
		PLANNING & BUILDING - BSN37DR - CARD #7890	UNLEADED ONLY	394.06
		PLANNING & BUILDING - BSN53BG - CARD #0410	UNLEADED ONLY	403.42
		PLANNING & BUILDING - BSN56BX - CARD #2130	UNLEADED ONLY	314.78
		PLANNING & BUILDING - BSN61BG - CARD #0770	UNLEADED ONLY	161.54
		PROPERTY & LEGAL SERVICES - BSN64CT - CARD #7040	UNLEADED ONLY	251.31



**LISTING OF PAYMENTS MADE  
UNDER DELEGATED AUTHORITY  
FOR THE MONTH OF MARCH 2024**

<b>CHEQUE PAYMENTS</b>	119898 - 119951	46,162.05
<b>ELECTRONIC TRANSFER PAYMENTS</b>	101627 - 102210	10,273,222.54
<b>TRUST ACCOUNT</b>	EFT# TR000027 - TR000041	5,578.03
<b>PAYROLL</b>	01.03.2024 - 31.03.2024	1,823,013.97
<b>INTERNAL PAYMENT VOUCHERS</b>	DD #5629 - 5669	107,778.93
		<b>12,255,755.52</b>

		PROPERTY & LEGAL SERVICES - BSN75DG - CARD #7700	UNLEADED ONLY	-
		RANGER & FIRE SERVICES - 1GDT881 - CARD #6470	PREMIUM DIESEL ONLY	-
		RANGER & FIRE SERVICES - BSN76BC - CARD #5760	PREMIUM DIESEL ONLY	223.23
		RANGER & FIRE SERVICES - BSN91BO - CARD #9320	PREMIUM DIESEL ONLY	690.95
		RANGER & FIRE SERVICES - 1DHD243 - CARD #4620	DIESEL ONLY	-
		RANGER & FIRE SERVICES - BSN01AO - CARD #5220	UNLEADED ONLY	492.01
		RANGER & FIRE SERVICES - BSN27CW - CARD #5400	PREMIUM DIESEL ONLY	264.10
		RANGER & FIRE SERVICES - BSN509T - CARD #8060	UNLEADED ONLY	61.48
		RANGER & FIRE SERVICES - BSN708Z - CARD #6100	PREMIUM DIESEL ONLY	118.27
		RANGER & FIRE SERVICES - BSN75BC - CARD #5750	PREMIUM DIESEL ONLY	237.57
		RANGER & FIRE SERVICES - BSN90BO - CARD #9300	PREMIUM DIESEL ONLY	543.44
		REGULATORY SERVICES - BSN25CM - CARD # 4830	UNLEADED ONLY	445.46
		REGULATORY SERVICES - BSN91DA - CARD #1680	PREMIUM DIESEL ONLY	523.99
		REGULATORY SERVICES - BSN97BT - CARD #1690	PREMIUM UNLEADED ONLY	449.52
		SES BUSSELTON - 1DON317 - CARD #5030	PREMIUM DIESEL ONLY	-
		SES BUSSELTON - 1GHF683 - CARD #0360	PREMIUM DIESEL ONLY	-
		SES BUSSELTON - BSN710K - CARD #0020	PREMIUM DIESEL ONLY	-
		WASTE SERVICES - BSN09AQ - CARD #1300	PREMIUM DIESEL ONLY	402.56
		WASTE SERVICES - BSN38DR - CARD #8050	UNLEADED ONLY	294.99
		WASTE SERVICES - BSN34BG - CARD #3370	PREMIUM DIESEL ONLY	606.38
		WASTE SERVICES - BSN85CC - CARD #3630	PREMIUM DIESEL ONLY	-
		WASTE SERVICES - BSN203T - CARD #8080	PREMIUM DIESEL ONLY	349.04
		WASTE SERVICES - 1GUG884 - CARD #6770	PREMIUM DIESEL ONLY	-
1/03/2024	5630	ANZ BANK	BANK FEES	7,941.93
1/03/2024	5631	ANZ BANK	BANK FEES	15.50
7/03/2024	5636	ANZ BANK	BANK FEES	179.17
7/03/2024	5637	ANZ BANK	BANK FEES	274.16
1/03/2024	5641	ANZ BANK	BANK FEES	15.00
7/03/2024	5643	ANZ BANK	BANK FEES	2,297.53
7/03/2024	5644	ANZ BANK	BANK FEES	1,102.68
28/03/2024	5668	ANZ BANK	STOP CHEQUE FEE	45.00
8/03/2024	5663	ANZ BANK	VISA PAYMENT	<b>19,845.02</b>
<b>CHIEF EXECUTIVE OFFICER</b>				
		MAILCHIMP	ELECTRONIC NEWSLETTER PR	422.39
		WEST AUSTRALIAN	DIGITAL SUBSCRIPTION	28.00
		BENESSE BUSSELTON	CEO/MAYOR MEETING CATERING	41.97
		QANTAS	PARTIAL FLIGHT REFUND	- 108.92
<b>COMMUNITY EMERGENCY SERVICES MANAGER</b>				
		THE GOOD GUYS BUSSELTON	PART PAYMENT FOR TV FOR DUNS METRICUP BFB	294.00
<b>DIRECTOR - ECONOMIC AND BUSINESS DEVELOPMENT</b>				
		REGIONAL DEVELOPMENT AUST	RDA SW MORNING TEA PRESENTATION EVENT	20.00
		MAILCHIMP	ELECTRONIC NEWLETTER ECONOMIC DEVELOPMENT	42.18
		TOURISM COUNCIL WA	SUSTAINABLE TOURISM FORUM	98.00
		CROWN METROPOL	ACCOMMODATION & MEALS -AIME MELBOURNE	11.13
		CROWN METROPOL	ACCOMMODATION & MEALS -AIME MELBOURNE	802.12
		SPOTLIGHT	REFUND - SHOWER CUTAINS FOR BJTP	- 19.80
		NETSO MOUNTS BAY	REFUND ACCOMMODATION DEPOSIT	- 300.00
<b>DIRECTOR - ENGINEERING AND WORKS SERVICES</b>				
		WESTERN POWER	APPLICATION FOR LED LIGHTING	498.91
		SHELTER BREWING	COUNCILLOR DINNER	429.50
		WA GOVERNMENT-DEMIRS	BUILDING REGISTRATION RENEWAL	747.00
<b>DIRECTOR -FINANCE AND CORPORATE SERVICES</b>				
		HOILDAY INN PERTH	TRAINING ACCOMMODATION CR. RYAN	272.92
		NATIONAL TAX AND ACCOUNTANTS ASSOCIATION (NTAA)	2024 FBT ONLINE SEMINAR	469.00
		HOILDAY INN PERTH	ACCOMMODATION TO ATTEND EMPEROR OF JAPAN BIRTHDAY FUNCTION-MAYOR CRONIN	433.92
<b>HUMAN RESOURCES COORDINATOR</b>				
		MOORE AUSTRALIA WA PL PERTH	2024 BUDGET WORKSHOP	1,320.00
		STICKY TICKETS ONLIN REGISTRATION	TRAINING - DESIGN DELIVER DELIGHT	276.00
		STICKY TICKETS ONLIN REGISTRATION	TRAINING - DESIGN DELIVER DELIGHT	276.00
		SENDGRID	EMAIL PROGRAM FOR CUSTOMER RETENTION AND CONTACT-GLC	31.78
		DSHOP.COM.AU	STAFF CONFERENCE PRIZES	418.06
		ESPLANADE HOTEL BUSSELTON	ACCOMMODATION FOR TRAINER- MANAGING ANTISOCIAL AND AGGRESSIVE BEHAVIOURS	210.00
		MAILCHIMP	ELECTRONIC NEWLETTER BUSSELTON LIBRARY	127.86
		INTREPID MINDS	EXECUTIVE ASSISITANT CONGRESS	1,974.50
		BOOKTOPIA PTY LTD	BOOKS	224.65
		SPOTIFY	YOUTH SERVICE MUSIC	20.99
		VISTA PRINT	PAYROLL STAMPS	79.48
<b>MANAGER COMMUNITY AND RECREATION</b>				
		SUBWAY	CATERING- MEETING COMMUNITY AND RECREATION	65.00
		RLSSWA	STAFF POOL LIFEGUARD COURSE	320.00
		ALIBABA	RFID BARCODE STICKERS	2,381.75
		INTREPID MINDS	EXECUTIVE ASSISTANT CONGRESS REGISTRATION	2,194.50
		INTREPID MINDS	EXECUTIVE ASSISTANT CONGRESS REGISTRATION REFUND	- 220.00
		THE MELBOURNE HOTEL	CONFERENCE ACCOMMODATION	578.55
		HARVEY NORMAN	CAMERA FOR HERITAGE SURVEY PROJECT	361.00
		BUNNINGS	RECHARGEABLE BATTERIES AND BUNGEE STRAP -COMPLIANCE TRAIL CAMERAS	172.44
		BUNNINGS	RETURNED BUNGEE STRAP -COMPLIANCE TRAIL CAMERAS	- 40.50
<b>MANAGER INFORMATION SERVICES</b>				
		IMPELSOFT PTY LTD	REPLACEMENT RECEIPT PRINTER AT GLC	478.00
		GODADDY	DOMAIN RENEWAL -saltwaterbusselton.com.au	21.95
		ALI EXPRESS	USB ADAPTERS	27.01
		GO DADDY	DOMAIN REGISTRATION bsn.city	75.66
		DEPUTY	DEPUTY ROSTERING SYSTEM GLC	1,294.81
		WHOS ON LOCATION	MONTHLY SUBSCRIPTION	72.10
		ECOWITT- FINE OFFSET ELECTRONICS	2 WEATHER STATIONS	1,092.19



**LISTING OF PAYMENTS MADE  
UNDER DELEGATED AUTHORITY  
FOR THE MONTH OF MARCH 2024**

<b>CHEQUE PAYMENTS</b>	119898 - 119951	46,162.05
<b>ELECTRONIC TRANSFER PAYMENTS</b>	101627 - 102210	10,273,222.54
<b>TRUST ACCOUNT</b>	EFT# TR000027 - TR000041	5,578.03
<b>PAYROLL</b>	01.03.2024 - 31.03.2024	1,823,013.97
<b>INTERNAL PAYMENT VOUCHERS</b>	DD #5629 - 5669	107,778.93
		<b>12,255,755.52</b>

		PADDLE.NET*NETSPOT	NETSPOT PRO	281.82
		GO DADDY	DOMAIN RENEWAL -saltwaterbusselton.com	34.96
		AICHATBUILDERS	AI CHATBOT FOR CITY WEBSITE	789.37
		CONETIX PTY LTD	SPAM FILTERING -artgeo.com.au & busselton.wa.gov.au	480.00
		DUXTON HOTEL PERTH	ACCOMMODATION BOND	101.50
		GODADDY	DOMAIN RENEWAL - busseltonlibraries.com.au	47.91
		DUXTON HOTEL PERTH - BOND REFUND	ACCOMMODATION BOND REFUND	- 100.00
		PERTH CONVENTION CENTRE	PARKING FOR CYBER WA CONFERENCE	24.23
		WHOS ON LOCATION	MONTHLY SUBSCRIPTION	72.10
		WHOS ON LOCATION	MONTHLY SUBSCRIPTION	72.10
		WHOS ON LOCATION	MONTHLY SUBSCRIPTION	72.10
		ALI EXPRESS	PHONE CASE	4.55
		ZOOM	MONTHLY SUBSCRIPTION	69.19
		AJ TEK CORPORATION	WSUS AUTOMATED MAINTENANCE TOOL	142.73
		AICHATBUILDERS	AI CHATBOT FOR CITY WEBSITE CREDIT	- 263.64
28/03/2024	5667	B MCCARTHY	REFUND OF BOND APPLICATION	84.00
13/03/2024	5647	B NELSON	REFUND OF BOND APPLICATION	1,000.00
13/03/2024	5645	BLUEBIRD PROPERTY PTY LTD	REFUND OF BOND APPLICATION	4,272.00
14/03/2024	5648	BLUEBIRD PROPERTY PTY LTD	REFUND OF BOND APPLICATION	17,649.06
20/03/2024	5655	BRENT-WHITE SUPER PTY LTD	REFUND OF RATE OVERPAYMENT	1,472.00
22/03/2024	5660	BUSSELTON BOWLING CLUB	REFUND OF DEBTOR INVOICE	3,878.68
18/03/2024	5653	BUSSELTON PROPERTY GROUP	REFUND OF RATE OVERPAYMENT	564.00
26/03/2024	5664	C CRAIGIE	ANIMAL TRAP BOND REFUND	100.00
21/03/2024	5656	C DEE	REFUND OF ANIMAL REGISTRATION	37.50
21/03/2024	5659	C DEE	REFUND OF ANIMAL REGISTRATION	20.00
28/03/2024	5667	CAPE SHADESS	REFUND OF BOND APPLICATION	171.65
4/03/2024	5634	COMMONWEALTH BANK	BANK FEES	468.57
4/03/2024	5642	COMMONWEALTH BANK	BANK FEES	39.00
15/03/2024	5650	COMMONWEALTH BANK	BANK FEES	22.60
7/03/2024	5638	CR. MIKAYLA LOVE	SUPERANNUATION FEBRUARY 2024	326.45
26/03/2024	5664	D BROWN	ANIMAL TRAP BOND REFUND	100.00
25/03/2024	5662	D KADAMU	ANIMAL TRAP BOND REFUND	100.00
13/03/2024	5647	DALE ALCOCK SOUTH WEST HOMES	REFUND OF BOND APPLICATION	1,526.75
21/03/2024	5657	DEAF FOUNDATION	REFUND OF KEY BOND	100.00
28/03/2024	5667	DEAN SMITH ENGINEERING	REFUND OF BOND APPLICATION	295.00
13/03/2024	5647	DESIGN BY C	REFUND OF BOND APPLICATION	295.00
14/03/2024	5649	E WOODS	ANIMAL TRAP BOND REFUND	100.00
21/03/2024	5657	ENABLE	REFUND OF VENUE HIRE	40.00
14/03/2024	5649	F LUNDY	ANIMAL TRAP BOND REFUND	100.00
15/03/2024	5651	J BLACK	ANIMAL TRAP BOND REFUND	100.00
25/03/2024	5662	J GRAHAM	ANIMAL TRAP BOND REFUND	100.00
18/03/2024	5654	J RICE	ANIMAL TRAP BOND REFUND	100.00
14/03/2024	5649	K PALME	ANIMAL TRAP BOND REFUND	100.00
21/03/2024	5657	K RICHARDS	REFUND OF BOND APPLICATION	90.00
14/03/2024	5648	KARRI KARRAK	REFUND OF BOND APPLICATION	135.00
21/03/2024	5659	L KNIGHT	REFUND OF ANIMAL REGISTRATION	42.50
1/03/2024	5632	LES MILLS ASIA PACIFIC - DIRECT DEBIT ONLY	CONTRACT FEES	567.04
1/03/2024	5633	LES MILLS ASIA PACIFIC - DIRECT DEBIT ONLY	CONTRACT FEES	680.45
7/03/2024	5639	LES MILLS ASIA PACIFIC - DIRECT DEBIT ONLY	CONTRACT FEES	98.78
6/03/2024	5635	LIFESTORM	REFUND OF BOND APPLICATION	50.00
14/03/2024	5648	M D'ALFONSO	REFUND OF BOND APPLICATION	7,013.95
15/03/2024	5651	M MILO & B SHELDRIK	ANIMAL TRAP BOND REFUND	100.00
21/03/2024	5656	MONBO DELVELOPMENTS	REFUND OF BOND APPLICATION	956.91
21/03/2024	5659	N DYMOCK	REFUND OF ANIMAL REGISTRATION	50.00
27/03/2024	5665	P BISSCHOPS	ANIMAL TRAP BOND REFUND	100.00
19/03/2024	5658	P D'ARCY	ANIMAL TRAP BOND REFUND	100.00
20/03/2024	5655	R CLARKE	REFUND OF BOND APPLICATION	236.00
13/03/2024	5646	R MCGIRR	ANIMAL TRAP BOND REFUND	100.00
28/03/2024	5667	R STAFFORD	REFUND OF RATE OVERPAYMENT	2,153.65
14/03/2024	5648	RURAL & RESIDENTIAL SHEDS PTY LTD	REFUND OF BOND APPLICATION	147.00
22/03/2024	5661	S BEVAN	ANIMAL TRAP BOND REFUND	100.00
15/03/2024	5652	S WALKER & J RUSSELL	REFUND OF RATE OVERPAYMENT	695.67
28/03/2024	5666	S WEDGE	ANIMAL TRAP BOND REFUND	100.00
18/03/2024	5653	T GOLDSWORTHY	REFUND OF RATE OVERPAYMENT	2,589.95
19/03/2024	5669	T MITCHELL	AIRPORT PARKING CARD REFUND	25.00
14/03/2024	5648	TOURISM COUNCIL WA	REFUND OF BOND APPLICATION	285.00
27/03/2024	5665	V KENNEDY	ANIMAL TRAP BOND REFUND	100.00
8/03/2024	5640	VASSE PRIMARY SCHOOL	ANIMAL TRAP BOND REFUND	100.00
21/03/2024	5656	WA COUNTRY BUILDERS	REFUND OF BOND APPLICATION	236.00
14/03/2024	5648	Z WATTS	REFUND OF RATE OVERPAYMENT	550.00
				<b>107,778.93</b>

PAYROLL PAYMENTS MARCH 2024				
DATE	REF #	NAME	DESCRIPTION	AMOUNT \$
5/03/2024	5/03/2024	CITY OF BUSSELTON	PAYROLL & SALARIES	909,262.73
19/03/2024	19/03/2024	CITY OF BUSSELTON	PAYROLL & SALARIES	913,751.24
				<b>1,823,013.97</b>



LISTING OF PAYMENTS MADE UNDER DELEGATED AUTHORITY  
INDUSTRY AND REGIONAL ALLOCATION  
YEAR TO DATE - MARCH 2024

LIST OF PAYMENT TO COUNCIL REGIONAL & INDUSTRY INFORMATION	Q1 \$	Q2 \$	Jan 2024 \$	Feb 2024 \$	Mar 2024 \$	Q3 \$
CHQ	325,750.36	96,509.79	42,259.34	109,811.65	46,162.05	198,233.04
DD & PAYROLL	5,676,985.47	32,450,485.07	1,886,413.22	1,960,877.19	1,930,792.90	5,778,083.31
EFT	20,311,933.84	28,086,347.18	5,804,414.61	5,644,165.47	10,273,222.54	21,721,802.62
TRUST	172,637.10	140,747.07	-	79,665.50	5,578.03	85,243.53
<b>TOTAL LISTING - MONTHLY PAYMENT LIST</b>	<b>26,487,306.77</b>	<b>60,774,089.11</b>	<b>7,733,087.17</b>	<b>7,794,519.81</b>	<b>12,255,755.52</b>	<b>27,783,362.50</b>
GOVERNMENT INSTITUTIONS	2,439,981.31	4,100,459.73	315,095.61	1,293,977.75	3,045,888.81	4,654,962.17
STAFF & COUNCILLOR PAYMENTS	6,973,157.25	8,952,305.36	2,857,414.89	1,933,794.81	2,086,116.31	6,877,326.01
SUNDRY PAYMENTS & REFUNDS	3,426,206.81	3,397,045.83	301,283.77	235,590.93	120,396.20	657,270.90
<b>SUPPLIERS OF GOODS &amp; SERVICES</b>	<b>12,830,772.91</b>	<b>18,195,105.77</b>	<b>4,049,487.41</b>	<b>3,810,399.83</b>	<b>6,680,363.89</b>	<b>14,540,251.13</b>
UTILITIES	817,178.49	629,172.42	209,805.49	520,756.49	322,990.31	1,053,552.29
NEW INVESTED TERM DEPOSITS	-	25,500,000.00				-
<b>TOTAL</b>	<b>26,487,296.77</b>	<b>60,774,089.11</b>	<b>7,733,087.17</b>	<b>7,794,519.81</b>	<b>12,255,755.52</b>	<b>27,783,362.50</b>
<b>REGIONAL INFORMATION ON GOODS AND SERVICES</b>						
BUSSELTON	3,756,373.22	4,105,479.23	1,739,783.06	3,446,687.78	4,254,260.04	9,440,730.88
OTHER REGION	5,833,980.15	12,071,915.38	1,465,377.56	3,455,985.53	6,722,766.87	11,644,129.96
SOUTHWEST	3,240,419.54	2,017,711.16	844,326.79	891,846.50	1,278,728.61	3,014,901.90
<b>TOTAL</b>	<b>12,830,772.91</b>	<b>18,195,105.77</b>	<b>4,049,487.41</b>	<b>7,794,519.81</b>	<b>12,255,755.52</b>	<b>24,099,762.74</b>

## 6.2 Monthly Financial Report - Year to Date 31 March 2024

<b>Strategic Theme:</b>	Key Theme 4: Leadership 4.2 Deliver governance systems that facilitate open, ethical and transparent decision making. 4.5 Responsibly manage ratepayer funds to provide for community needs now and in the future.
<b>Directorate:</b>	Corporate Strategy and Performance
<b>Reporting Officer:</b>	Manager Financial Services – Paul Sheridan
<b>Authorised By:</b>	Director Corporate Strategy and Performance – Sarah Pierson
<b>Nature of Decision:</b>	Legislative: adoption of “legislative documents” such as local laws, local planning schemes and local planning policies. Executive: Substantial direction setting, including adopting budgets, strategies, plans and policies (excluding local planning policies); funding, donations and sponsorships; reviewing committee recommendations.
<b>Voting Requirements:</b>	Simple Majority
<b>Disclosures of Interest:</b>	No officers preparing this item have an interest to declare.
<b>Attachments:</b>	1. Monthly Financial Report - March 2024 [6.2.1 - 28 pages] 2. Investment Report - March 2024 [6.2.2 - 1 page] 3. Loan Schedule - March 2024 [6.2.3 - 1 page]

### COMMITTEE RECOMMENDATION

**F2405/17** Moved Cr Jodie Richards, seconded Cr Jarrod Kennedy

**That the Council receives the statutory monthly financial report for the period ending 31 March 2024, pursuant to Regulation 34(4) of the *Local Government (Financial Management) Regulations 1996*.**

**CARRIED 5 / 0**

**FOR: Mayor Phill Cronin, Cr Jodie Richards, Cr Val Kaigg, Cr Kate Cox and Cr Jarrod Kennedy**

**AGAINST: Nil**

### OFFICER RECOMMENDATION

That the Council receives the statutory monthly financial report for the period ending 31 March 2024, pursuant to Regulation 34(4) of the *Local Government (Financial Management) Regulations 1996*.

### EXECUTIVE SUMMARY

Pursuant to Section 6.4 of the *Local Government Act 1995* (the Act) and Regulation 34(4) of the *Local Government (Financial Management) Regulations 1996* (the Regulations), a local government is to prepare, on a monthly basis, a monthly financial report that reports on the City’s Statement of Financial Activity, Statement of Financial Position, and its performance in relation to its adopted / amended budget.

This report has been compiled to fulfil the statutory reporting requirements of the Act and associated Regulations, whilst also providing the Council with an overview of the City's financial performance on a year-to-date basis, for the period ending 31 March 2024.

## STRATEGIC CONTEXT

Provision of the monthly financial report, while a statutory requirement, also supports open and accountable governance.

## BACKGROUND

The Regulations detail the form and manner in which the monthly financial report is to be presented to the Council, and is to include the following:

- Annual budget estimates;
- Budget estimates to the end of the month in which the statement relates;
- Actual amounts of revenue and expenditure to the end of the month in which the statement relates;
- Material variances between budget estimates and actual revenue/expenditure (including an explanation of any material variances);
- The net current assets at the end of the month to which the statement relates (including an explanation of the composition of the net current position); and
- Statement of Financial Position

Additionally, and pursuant to Regulation 34(5) of the Regulations, a local government is required to adopt a material variance reporting threshold in each financial year.

At its meeting on 26 July 2023, the Council adopted (C2305/57) the following material variance reporting thresholds for the 2023/24 financial year:

*That pursuant to Regulation 34(5) of the Local Government (Financial Management) Regulations, the Council adopts a material variance reporting threshold with respect to financial activity statement reporting for the 2023/24 financial year as follows:*

- *Variances equal to or greater than 10% of the year-to-date budget amount as detailed in the Income Statement by Nature and Type/Statement of Financial Activity report, however variances due to timing differences and/or seasonal adjustments are to be reported only if not to do so would present an incomplete picture of the financial performance for a particular period; and*
- *Reporting of variances only applies for amounts greater than \$50,000.*

## OFFICER COMMENT

To fulfil statutory reporting requirements and to provide the Council with a synopsis of the City's overall financial performance on a year-to-date basis, the following financial reports are attached hereto (Attachment 1):



### Statement of Financial Activity

This report provides details of the City's operating revenues and expenditures on a year-to-date basis, by nature (i.e. description). The report has been further extrapolated to include details of non-cash adjustments and capital revenues and expenditures, to identify the City's net current position; which reconciles with that reflected in the associated Net Current Position report.

### Statement of Financial Position

A statement of financial position is a financial statement that summarises the reporting entities assets (what it owns), liabilities (what it owes), and equity (assets less liabilities) on a particular date.

### Basis of Preparation Note (Note 1)

Explains the regulatory framework upon which the financial statements have been prepared.

### Statement of Financial Activity Note (Note 2)

Explains the non-cash items that have been excluded from the calculation of the Net Current Position in the Statement of Financial Activity.

### Explanation of Material Variances Note (Note 3)

Provides a breakdown by directorate and cost centre of each of the variances on the face of the Statement of Financial Activity that meet the Council's adopted material variance threshold for 2023/24.

### Net Current Position Summary Report

This report provides details of the composition of the net current asset position on a year-to-date basis and reconciles with the net current position as per the Statement of Financial Activity.

### Capital Acquisition & Construction Report

This report provides full year budget performance (by line item) in respect of the following capital expenditure activities:

- Land and Buildings
- Plant and Equipment
- Furniture and Equipment
- Infrastructure

This report outlines the actual and budgeted movement from the start of the financial year to date, that result in the balances listed in the Statement of Financial Position for Property, Plant & Equipment.

### Reserve Movements Report

This report provides summary details of transfers to and from reserve funds, and associated interest earnings on reserve funds, on a full year basis.



Additional reports and/or charts can be provided as required to further supplement the information comprised within the statutory financial reports.

### Net Current Position Chart

Tracks the net Current Position over the year in comparison to previous 4 years.

### Comments on Financial Activity to 31 March 2024

The Statement of Financial Activity (FAS) for the year to date (YTD) shows an overall Net Current Position (NCP) of \$11M as opposed to the YTD budget of \$4.2K. The following table summarises the major YTD variances that appear on the face of the FAS, which, in accordance with Council's adopted material variance reporting threshold, collectively make up the above difference.

Each numbered item in this lead table is explained further in note 3 of the attached Monthly Financial Report.

Description	2023/24 Actual YTD \$	2023/24 Budget YTD \$	2023/24 Budget \$	2023/24 YTD Bud Variance %	2023/24 YTD Bud Variance \$	Change in Variance Current Month \$
<b>Amount Attributable to Operating Activities</b>				<b>25.74%</b>	<b>7,092,350</b>	<b>2,434,812</b>
<b>Revenue from Operating Activities</b>				<b>5.98%</b>	<b>5,051,326</b>	<b>598,931</b>
1. Grants, Subsidies and Contributions	2,462,490	1,608,422	5,452,685	53.10%	854,069	(95,712)
2. Other Revenue	428,496	233,947	334,933	83.16%	194,549	(79,790)
3. Interest Earnings	5,277,132	3,319,995	4,305,492	58.95%	1,957,137	602,861
<b>Expenses from Operating Activities</b>				<b>7.80%</b>	<b>5,942,100</b>	<b>1,448,792</b>
4. Materials & Contracts	(15,980,998)	(21,596,027)	(29,232,925)	26.00%	5,615,029	809,207
5. Other Expenditure	(3,185,210)	(4,931,346)	(6,823,844)	35.41%	1,746,136	754,332
<b>Amount Attributable to Investing Activities</b>				<b>67.39%</b>	<b>15,443,990</b>	<b>824,632</b>
6. Capital Grants, Subsidies and Contributions	3,833,363	1,323,956	20,026,075	189.54%	2,509,408	680,012
7. Land & Buildings	(10,520,094)	(23,212,444)	(29,887,475)	54.68%	12,692,350	877,207
8. Plant & Equipment	(1,747,481)	(2,756,057)	(6,118,421)	36.59%	1,008,576	(384,131)
9. Furniture & Equipment	(369,943)	(1,137,322)	(1,477,759)	67.47%	767,379	75,538
10. Infrastructure	(8,328,964)	(16,122,580)	(22,293,892)	48.34%	7,793,617	(270,234)

Description	2023/24 Actual YTD \$	2023/24 Budget YTD \$	2023/24 Budget \$	2023/24 YTD Bud Variance %	2023/24 YTD Bud Variance \$	Change in Variance Current Month \$
11. Proceeds from Sale of Assets	418,440	614,800	863,800	(31.94%)	(196,360)	(142,680)
<b>Amount Attributable to Financing Activities</b>				<b>(174.79%)</b>	<b>(28,178,449)</b>	<b>(14,592,002)</b>
12. Proceeds from New Loans	0	2,000,000	2,000,000	(100.00%)	(2,000,000)	0
13. Advances to Community Groups	0	(250,000)	(250,000)	100.00%	250,000	0
14. Transfer to Restricted Assets	(19,956,566)	(8,961,738)	(9,200,455)	(122.69%)	(10,994,828)	(1,399,032)
15. Transfer from Reserves	30,148,150	43,652,379	60,020,498	(30.94%)	(13,504,229)	(12,194,809)

### Investment Report

Pursuant to the Council's Investment Policy, a report is to be provided to the Council monthly, detailing the investment portfolio in terms of performance and counterparty percentage exposure of total portfolio. The report (see attached) is also to provide details of investment income earned against budget, whilst confirming compliance of the portfolio with legislative and policy.

A brief summary of the details contained in the report are as follows:

As at the 31 March the value of the City's invested funds stayed steady at \$120M January 2024.

The 11am account balance also remained the same at \$10.0M.

During the month of March, five term deposits matured. All were re-invested for a further 300 days at 4.96% on average.

The official cash rate remained steady during the month of March 2024 at 4.35%. Timing of further movements of the cash rate are currently uncertain, although it is expected to stay steady in the short term and then begin to drop later in the year.

### Borrowings Update

During the month no new loans were drawn, with \$882K of principal and \$387K of interest paid on existing loans. The attached Loan Schedule outlines the status of all existing loans YTD.

### Chief Executive Officer – Corporate Credit Card

Details of transactions made on the Chief Executive Officer's corporate credit card during March 2024 are provided below to ensure there is appropriate oversight and awareness.

Date	Payee	Description	\$ Amount
7/03/2024	GREEN DEPOT BUNBURY	STAFF CONDOLENCE FLOWERS	103.00
11/03/2024	HOLIDAY INN WEST PERTH	CR. KAIGG -TRAINING ACCOMMODATION	206.35
14/03/2024	WEST AUSTRALIAN DIGITAL	DIGITAL SUBSCRIPTION-PR	28.00
15/03/2024	THE GOOSE BEACH BAR	CEO LUNCH MEETING -LG PRO WA MENTOR PROGRAM	79.00
22/03/2024	BURSWOOD NOMINEES LTD ATF BURSWOOD	MEETING PARKING	8.00
31/03/2024	MAILCHIMP	ELECTRONIC NEWSLETTER PR	426.62
		<b>TOTAL</b>	<b>850.97</b>

### **Donations & Contributions Received**

During the month no non-infrastructure asset (bridges, roads, POS etc), donations or contributions were received.

### **Statutory Environment**

Section 6.4 of the Act and Regulation 34 of the Regulations detail the form and manner in which a local government is to prepare financial activity statements.

### **Relevant Plans and Policies**

The officer recommendation aligns to the following adopted plan or policy:

Plan:

Annual Adopted Budget 2022-2023

[Strategic Community Plan 2021-2031](#)

[Corporate Business Plan 2022-2026](#)

[Long Term Financial Plan 2022/23 - 2031/32](#)

Policy:

There are no relevant policies for this report.

### **Financial Implications**

Any financial implications are detailed within the context of this report.

### **External Stakeholder Consultation**

Not applicable.

### **Risk Assessment**

An assessment of the potential implications of implementing the officer recommendation has been undertaken using the City's risk management framework, with risks assessed taking into account any controls already in place. No risks of a medium or greater level have been identified.

### **Options**


The Statements of Financial Activity are presented in accordance with Section 6.4 of the Act and Regulation 34 of the Regulations and are to be received by Council. Council may wish to make additional resolutions as a result of having received these reports.

### **CONCLUSION**

As at 31 March 2024, the City's net current position stands at \$11M, and cash reserve balances remain sufficient for their purposes.

### **TIMELINE FOR IMPLEMENTATION OF OFFICER RECOMMENDATION**

Not Applicable.



**CITY OF BUSSELTON  
MONTHLY FINANCIAL REPORT  
For the period ended 31st March 2024**

**LOCAL GOVERNMENT ACT 1995  
LOCAL GOVERNMENT (FINANCIAL MANAGEMENT) REGULATIONS 1996**

**TABLE OF CONTENTS**

***Statements prescribed by regulation***

Statement of Financial Activity	2
Statement of Financial Position	3
Note 1      Basis of Preparation	4
Note 2      Statement of Financial Activity Information	5
Note 3      Explanation of Material Variances	6 - 12

***Other reports***

Capital Acquisition & Construction report	13 - 17
Reserves Movements Report	18 - 27
Net Current Position Chart	28

**City of Busseton**

**Statement of Financial Activity**

**Year to Date As At 31st March 2024**

	Note	2023/2024 Actual YTD	2023/2024 Amended Budget YTD	2023/2024 Original Budget YTD	2023/2024 Amended Budget	2023/2024 Original Budget	2023/24 YTD Bud (A) Variance	2023/24 YTD Bud (A) Variance
		\$	\$	\$	\$	\$	%	\$
<b>Operating Activities</b>								
<b>Revenue from Operating Activities</b>								
Rates		60,732,571	60,384,969	60,384,969	60,395,882	60,395,882	0.58%	347,602
Grants, Subsidies and Contributions	3.1	2,462,490	1,608,422	1,608,422	5,452,685	5,325,685	53.10%	854,069
Fees & Charges		20,469,701	18,885,119	18,885,119	22,404,393	22,404,393	8.39%	1,584,582
Other Revenue	3.2	428,496	233,947	233,947	334,933	334,933	83.16%	194,549
Interest Earnings	3.3	5,277,132	3,319,995	3,319,995	4,305,492	4,305,492	58.95%	1,957,137
Profit on Asset Disposals		137,024	23,637	23,637	24,120	24,120	479.70%	113,387
		<b>89,510,357</b>	<b>84,456,089</b>	<b>84,456,089</b>	<b>92,917,505</b>	<b>92,790,505</b>	<b>5.98%</b>	<b>5,051,326</b>
<b>Expenses from Operating Activities</b>								
Employee Costs		(27,374,467)	(27,531,793)	(27,531,793)	(37,929,304)	(37,929,304)	0.57%	157,326
Materials & Contracts	3.4	(15,980,998)	(21,596,027)	(21,596,027)	(29,232,925)	(29,072,925)	26.00%	5,615,029
Utilities (Gas, Electricity, Water etc)		(2,164,837)	(2,131,353)	(2,131,353)	(2,980,399)	(2,980,399)	(1.57%)	(33,484)
Depreciation on non current assets		(20,337,914)	(19,191,727)	(19,191,727)	(25,541,373)	(25,541,373)	(5.97%)	(1,146,187)
Finance Costs		(1,255,326)	(1,294,127)	(1,294,127)	(1,749,875)	(1,749,875)	3.00%	38,801
Insurance Expenses		(911,491)	(859,906)	(859,906)	(894,395)	(894,395)	(6.00%)	(51,585)
Other Expenditure	3.5	(3,185,210)	(4,931,346)	(4,931,346)	(6,823,844)	(6,823,844)	35.41%	1,746,136
Allocations		1,088,278	1,497,453	1,497,453	1,996,605	1,996,605	27.32%	(409,175)
Loss on Asset Disposals		(69,657)	(94,897)	(94,897)	(205,278)	(205,278)	26.60%	25,239
		<b>(70,191,623)</b>	<b>(76,133,723)</b>	<b>(76,133,723)</b>	<b>(103,360,789)</b>	<b>(103,200,789)</b>	<b>7.80%</b>	<b>5,942,100</b>
Non-Cash Amounts Excluded from Operating Activities	2	15,327,612	19,231,631	19,231,631	25,722,532	25,722,532	(20.30%)	(3,904,019)
<b>Amount Attributable to Operating Activities</b>		<b>34,646,347</b>	<b>27,553,997</b>	<b>27,553,997</b>	<b>15,279,248</b>	<b>15,312,248</b>	<b>25.74%</b>	<b>7,092,350</b>
<b>Investing Activities</b>								
Capital Grants, Subsidies and Contributions	3.6	3,833,363	1,323,956	1,248,956	20,026,075	19,649,075	189.54%	2,509,408
Land & Buildings	3.7	(10,520,094)	(23,212,444)	(23,388,794)	(29,887,475)	(29,976,325)	54.68%	12,692,350
Plant & Equipment	3.8	(1,747,481)	(2,756,057)	(2,756,057)	(6,118,421)	(6,078,421)	36.59%	1,008,576
Furniture & Equipment	3.9	(369,943)	(1,137,322)	(1,148,472)	(1,477,759)	(1,488,909)	67.47%	767,379
Infrastructure	3.10	(8,328,964)	(16,122,580)	(15,855,722)	(22,293,892)	(21,917,829)	48.34%	7,793,617
Proceeds from Disposal of Assets	3.11	418,440	614,800	614,800	863,800	863,800	(31.94%)	(196,360)
Self Supporting Loans - Repayment of Principal		128,050	139,133	139,133	193,385	193,385	(7.97%)	(11,083)
		<b>(16,586,628)</b>	<b>(41,150,515)</b>	<b>(41,146,156)</b>	<b>(38,694,288)</b>	<b>(38,755,225)</b>		<b>24,563,887</b>
Non-Cash Amounts Excluded from Investing Activities	2	3,091,558	(229,781)	(229,781)	(9,349,677)	(9,349,677)		(9,119,897)
<b>Amount Attributable to Investing Activities</b>		<b>(13,495,070)</b>	<b>(41,380,295)</b>	<b>(41,375,937)</b>	<b>(48,043,965)</b>	<b>(48,104,902)</b>	<b>67.39%</b>	<b>15,443,990</b>
<b>Financing Activities</b>								
Repayment of Borrowings		(3,274,508)	(3,350,813)	(3,350,813)	(4,738,701)	(4,738,701)	2.28%	76,305
Principal Elements of Finance Lease Payments		(143,640)	(114,651)	(114,651)	(114,651)	(114,651)	(25.28%)	(28,989)
Proceeds from New Loans	3.12	0	2,000,000	2,000,000	2,000,000	2,000,000	(100.00%)	(2,000,000)
Advances to Community Groups	3.13	0	(250,000)	(250,000)	(250,000)	(250,000)	100.00%	250,000
Transfer to Restricted Assets	3.14	(19,956,566)	(8,961,738)	0	(9,200,455)	(11,180)	(122.69%)	(10,994,828)
Transfer from Restricted Assets		14,082,187	15,422,310	15,422,310	22,096,174	20,563,074	(8.69%)	(1,340,123)
Transfer to Reserves		(32,912,811)	(32,276,226)	(32,276,226)	(39,002,737)	(39,002,738)	(1.97%)	(636,585)
Transfer from Reserves	3.15	30,148,150	43,652,379	34,690,639	60,020,498	52,392,260	(30.94%)	(13,504,229)
		<b>(12,057,188)</b>	<b>16,121,261</b>	<b>16,121,259</b>	<b>30,810,127</b>	<b>30,838,064</b>	<b>(174.79%)</b>	<b>(28,178,449)</b>
<b>Opening Funds Surplus/ (Deficit)</b>		<b>1,955,161</b>	<b>1,954,590</b>	<b>1,954,590</b>	<b>1,954,590</b>	<b>1,954,590</b>		
<b>Amount Attributable to Operating Activities</b>		<b>34,646,347</b>	<b>27,553,997</b>	<b>27,553,997</b>	<b>15,279,248</b>	<b>15,312,248</b>		
<b>Amount Attributable to Investing Activities</b>		<b>(13,495,070)</b>	<b>(41,380,295)</b>	<b>(41,375,937)</b>	<b>(48,043,965)</b>	<b>(48,104,902)</b>		
<b>Amount Attributable to Financing Activities</b>		<b>(12,057,188)</b>	<b>16,121,261</b>	<b>16,121,259</b>	<b>30,810,127</b>	<b>30,838,064</b>		
<b>Net Current Position - Surplus / (Deficit)</b>	<b>2</b>	<b>11,049,250</b>	<b>4,249,553</b>	<b>4,253,910</b>	<b>0</b>	<b>0</b>	<b>160.01%</b>	<b>6,799,698</b>

**City of Busselton**  
**Statement of Financial Position**  
**Year to Date As At 31st March 2024**

	2023/24 YTD Actual	2022/23 Actual
	\$	\$
<b>Current Assets</b>		
Cash & Cash Equivalents	32,789,107	21,032,276
Trade & Other Receivables - Current	7,612,134	3,750,792
Other Financial Assets	94,682,579	94,682,579
Inventories	1,272,715	1,272,715
Contract Assets	309,426	309,426
Other Assets	902,761	483,906
Non-Current Assets Held for Sale	0	0
<b>Total Current Assets</b>	<b>137,568,722</b>	<b>121,531,695</b>
<b>Non Current Assets</b>		
Other Receivables	620,918	678,222
Other Financial Assets	1,306,829	1,431,938
Property, Plant & Equipment	207,903,409	199,363,753
Infrastructure	645,811,120	651,595,672
Contract Assets	7,672,464	7,672,464
Right of Use Assets Furniture & Equipment	0	104,784
<b>Total Non Current Assets</b>	<b>863,314,739</b>	<b>860,846,832</b>
<b>Total Assets</b>	<b>1,000,883,461</b>	<b>982,378,526</b>
<b>Current Liabilities</b>		
Trade & Other Payables	7,333,169	8,873,525
Contract Liabilities	1,266,220	1,266,220
Grant Liabilities	984,500	984,500
Lease Liabilities	0	117,396
Borrowings	4,620,953	4,620,953
Employee Provisions	5,885,190	5,885,190
Other Provisions	1,876,000	6,504,000
<b>Total Current Liabilities</b>	<b>21,966,032</b>	<b>28,251,784</b>
<b>Non Current Liabilities</b>		
Sundry Payable	0	0
Contract Liabilities	10,133,286	9,205,220
Grant Liabilities	10,872,334	6,861,059
Lease Liabilities	46,628	72,873
Borrowings	40,346,693	43,621,201
Employee Provisions	577,890	577,890
<b>Total Non Current Liabilities</b>	<b>61,976,833</b>	<b>60,338,242</b>
<b>Total Liabilities</b>	<b>83,942,864</b>	<b>88,590,026</b>
<b>Net Assets</b>	<b>916,940,597</b>	<b>893,788,500</b>
<b>Equity</b>		
Retained Surplus	504,210,649	483,823,213
Reserves	80,902,842	78,138,181
Revaluation Surplus	331,827,106	331,827,106
<b>Total Equity</b>	<b>916,940,597</b>	<b>893,788,500</b>

**CITY OF BUSSELTON**  
**NOTES TO THE STATEMENT OF FINANCIAL ACTIVITY**  
**For the period ended 31st March 2024**

**Note 1 BASIS OF PREPARATION AND SIGNIFICANT ACCOUNTING POLICIES**

**BASIS OF PREPARATION**

This prescribed financial report has been prepared in accordance with the *Local Government Act 1995* and accompanying regulations.

**Local Government Act 1995 requirements**

Section 6.4(2) of the *Local Government Act 1995* read with the *Local Government (Financial Management) Regulations 1996*, prescribe that the financial report be prepared in accordance with the *Local Government Act 1995* and, to the extent that they are not inconsistent with the Act, the Australian Accounting Standards. The Australian Accounting Standards (as they apply to local governments and not-for-profit entities) and Interpretations of the Australian Accounting Standards Board were applied where no inconsistencies exist.

The *Local Government (Financial Management) Regulations 1996* specify that vested land is a right-of-use asset to be measured at cost, and is considered a zero cost concessionary lease. All right-of-use assets under zero cost concessionary leases are measured at zero cost rather than at fair value, except for vested improvements on concessionary land leases such as roads, buildings or other infrastructure which continue to be reported at fair value, as opposed to the vested land which is measured at zero cost. The measurement of vested improvements at fair value is a departure from AASB 16 which would have required the City to measure any vested improvements at zero cost.

*Local Government (Financial Management) Regulations 1996*, regulation 34 prescribes contents of the financial report. Supporting information does not form part of the financial report.

Accounting policies which have been adopted in the preparation of this financial report have been consistently applied unless stated otherwise. Except for cash flow and rate setting information, the financial report has been prepared on the accrual basis and is based on historical costs, modified, where applicable, by the measurement at fair value of selected non-current assets, financial assets and liabilities.

**THE LOCAL GOVERNMENT REPORTING ENTITY**

All funds through which the City controls resources to carry on its functions have been included in the financial statements forming part of this financial report.

All monies held in the Trust Fund are excluded from the financial statements.

**Judgements and estimates**

The preparation of a financial report in conformity with Australian Accounting Standards requires management to make judgements, estimates and assumptions that effect the application of policies and reported amounts of assets and liabilities, income and expenses.

The estimates and associated assumptions are based on historical experience and various other factors believed to be reasonable under the circumstances; the results of which form the basis of making the judgements about carrying values of assets and liabilities that are not readily apparent from other sources. Actual results may differ from these estimates.

The balances, transactions and disclosures impacted by accounting estimates are as follows:

- estimated fair value of certain financial assets
- impairment of financial assets
- estimation of fair values of land and buildings, infrastructure and investment property
- estimation uncertainties made in relation to lease accounting
- estimated useful life of intangible assets

**SIGNIFICANT ACCOUNTING POLICES**

Significant accounting policies utilised in the preparation of these statements are as described within the 2023-24 Annual Budget. Please refer to the adopted budget document for details of these policies.

**PREPARATION TIMING AND REVIEW**

Date prepared: All known transactions YTD



**CITY OF BUSSELTON**  
**NOTES TO THE STATEMENT OF FINANCIAL ACTIVITY**  
**For the period ended 31st March 2024**

**Note 2 STATEMENT OF FINANCIAL ACTIVITY INFORMATION**

	Adopted Budget Closing 30-Jun-24	Last Year Closing 30-Jun-23	Year to Date 29-Feb-24
<b>Net current assets used in the Statement of Financial Activity</b>			
<b>Current assets</b>	\$	\$	\$
Cash and cash equivalents	79,919,613	115,532,276	127,289,107
Trade and other receivables	2,523,748	2,734,948	7,612,134
Inventories	1,200,000	1,272,715	1,272,715
	83,643,361	119,539,940	136,173,956
<b>Less: current liabilities</b>			
Trade and other payables	3,765,648	3,765,648	2,666,536
Other liabilities	6,627,934	6,342,753	9,605,974
	10,393,582	10,108,401	12,272,510
<b>Net current assets</b>	<b>73,249,779</b>	<b>109,431,539</b>	<b>123,901,446</b>
<b>Less: Total adjustments to net current assets</b>	(c) (73,249,779)	(107,476,377)	(112,852,195)
<b>Closing funding surplus / (deficit)</b>	<b>0</b>	<b>1,955,161</b>	<b>11,049,250</b>

**(a) Non-cash amounts excluded from Net Current Position**

The following non-cash revenue and expenditure has been excluded from operating activities within the Statement of Financial Activity in accordance with *Financial Management Regulation 32*.

	Adopted Budget Closing 30-Jun-24	Last Year Closing 30-Jun-23	Year to Date 29-Feb-24
<b>Non-cash amounts excluded from operating activities</b>	\$	\$	\$
<b>Adjustments to operating activities</b>			
Less: Profit on asset disposals	(24,120)	(200,266)	(137,024)
Less: Movement in finance leases	0	(47,238)	0
Less: Movement Other	0	(368,664)	(351,571)
Less: Fair value adjustments to financial assets at amortised cost	0	(6,450)	(2,942)
Less: Movement in pensioner deferred rates (non-current)	0	(49,037)	39,579
Less: Movement in employee benefit provisions (non-current)	0	(69,787)	(4,628,000)
Add: Loss on disposal of assets	205,278	346,370	69,657
Less: Movement in other provisions (non-current)	0	6,504,000	0
Add: Depreciation on non-current assets	25,541,373	26,481,887	20,337,914
<b>Total non-cash amounts excluded from operating activities</b>	<b>25,722,531</b>	<b>32,590,815</b>	<b>15,327,612</b>

**(b) Non-cash amounts excluded from investing activities**

The following non-cash revenue and expenditure has been excluded from investing activities within the Statement of Financial Activity in accordance with *Financial Management Regulation 32*.

<b>Adjustments to investing activities</b>			
Infrastructure received for substantially less than fair value	(9,300,000)	(5,204,907)	(2,422,384)
Movement in current liabilities for transfers to acquire or construct non-financial assets to be controlled by the entity associated with restricted cash	(49,677)	2,037,309	5,513,942
<b>Total non-cash amounts excluded from investing activities</b>	<b>(9,349,677)</b>	<b>(3,167,599)</b>	<b>3,091,558</b>
<b>Total non-cash amounts excluded from Net Current Position</b>	<b>16,372,854</b>	<b>29,423,216</b>	<b>18,419,171</b>

**(c) Current assets and liabilities excluded from budgeted deficiency**

The following current assets and liabilities have been excluded from the net current assets used in the Statement of Financial Activity in accordance with *Financial Management Regulation 32* to agree to the surplus/(deficit) after imposition of general rates.

	Adopted Budget Closing 30-Jun-24	Last Year Closing 30-Jun-23	Year to Date 29-Feb-24
<b>Adjustments to net current assets</b>	\$	\$	\$
Less: Reserves/ Restricted - cash backed	(79,877,713)	(113,819,130)	(121,440,402)
- Current portion of contract liability held in restricted assets	1,551,401	1,266,220	1,266,220
- Current portion of unspent capital grants held in restricted assets	984,500	984,500	(33,268)
- Current portion of performance bonds held in restricted assets	4,092,033	4,092,033	4,666,633
<b>Total adjustments to net current assets</b>	<b>(73,249,779)</b>	<b>(107,476,377)</b>	<b>(115,540,817)</b>

**CURRENT AND NON-CURRENT CLASSIFICATION**

In the determination of whether an asset or liability is current or non-current, consideration is given to the time when each asset or liability is expected to be settled. Unless otherwise stated assets or liabilities are classified as current if expected to be settled within the next 12 months, being the Council's operational cycle.

**CITY OF BUSSELTON**  
**NOTES TO THE STATEMENT OF FINANCIAL ACTIVITY**  
**FOR THE PERIOD ENDED 31ST MARCH 2024**

**Note 3 Material Variance Explanations**

Cost Centre or Project	Description	Actual YTD \$	Budget YTD \$	Full Year Budget \$	Variance YTD %	Variance YTD \$	Change in Variance Current Month \$
<b>Amounts Attributable to Operating Activities</b>		<b>34,646,347</b>	<b>27,553,997</b>	<b>15,279,248</b>	<b>25.74%</b>	<b>7,092,350</b>	<b>2,434,812</b>
<b>Revenue from Operating Activities</b>		<b>89,510,357</b>	<b>84,456,089</b>	<b>92,917,505</b>	<b>5.98%</b>	<b>5,051,326</b>	<b>598,931</b>
The material variance items contained within this category, on the face of the FAS, are explained below:							
<b>1</b>	<b>Grants, Subsidies and Contributions</b>	<b>2,462,490</b>	<b>1,608,422</b>	<b>5,452,685</b>	<b>53.10%</b>	<b>854,069</b>	<b>(95,712)</b>
<b>Corporate Strategy and Performance</b>		<b>423,558</b>	<b>119,742</b>	<b>175,615</b>	<b>253.73%</b>	<b>303,816</b>	<b>(301)</b>
1030	Human Resources and WHS	(5,694)	4,427	5,500	(228.63%)	(10,121)	1,612
Negative variance represents miscoding of skin check invoices that will be re-allocated to Other Employee Costs.							
1032	Financial Services Management	133,469	-	-	100.00%	133,469	-
This unbudgeted income amount is a result of the transfer of restricted developer contribution funds held aside for activities that were completed/acquitted many years ago. This was discovered as part of the reserve consolidation process.							
1033	Finance	124,617	72,443	100,867	72.02%	52,174	(5,964)
This positive variance is a result of the transfer of restricted developer contribution funds held aside for activities that were completed/acquitted many years ago. This was discovered as part of the reserve consolidation process.							
1034	Rates	153,528	24,905	39,709	516.46%	128,624	4,546
The positive variance is mainly attributable to the 22/23 adjustment to the Financial Assistance Grants, plus an adjustment paid in relation to the advance payment made in June for the 23/24 year, none of which was not known or could have been predicted at time of budgeting (note that this item should have been allocated against the Finance cost centre).							
<b>Economic and Business Development</b>		<b>407,786</b>	<b>422,093</b>	<b>1,005,331</b>	<b>(3.39%)</b>	<b>(14,307)</b>	<b>48,649</b>
1002	Events and Cultural Management	10,500	-	-	100.00%	10,500	10,500
\$9.5k of this relates to the Ballarat virtual reality project, which was a grant received from Lotterywest and budgeted to be received in 2022/2023. Due to delays in the project, final milestone payments were not received until this FY. This project is now complete and all payments have been made. \$1k was a grant in relation to NAIDOC Week, which was not included in this years budget.							
1003	Cultural Precinct	30,906	100,436	210,248	(69.23%)	(69,530)	25,277
The variance is due to a timing delay with programming for Saltwater. The grant income has been received but not yet allocated to the project as the expenses have not yet been incurred.							
1041	Property and Land Leasing	204,453	167,572	287,102	22.01%	36,881	2,188
The variance is due to timing of invoicing of rental income compared to the spread of the budget. There is nothing to indicate at this stage that the budgeted amount will not be as anticipated at the end of the financial year.							
<b>Community Planning</b>		<b>572,380</b>	<b>435,530</b>	<b>1,455,631</b>	<b>31.42%</b>	<b>136,850</b>	<b>(102,265)</b>
1010	Community and Recreation Development	2,170	49,875	106,500	(95.65%)	(47,705)	(2,208)
The Community Capacity Building Program grant funding from Lotterywest and the Every Club grant funding from DLGSC are yet to be received.							
1013	Youth Development	98,138	-	85,620	100.00%	98,138	173
Funding was received for activities that have already been completed, so was recognised in revenue immediately. The budget however was allocated to the end of financial year, when the spend involved in most grant funded activities is fully reconciled and any associated grant funding recognised.							
1049	Strategic Planning	75,000	-	142,000	100.00%	75,000	-
Funding was received for activities that have already been completed, so was recognised in revenue immediately. The budget however was allocated to the end of financial year, when the spend involved in most grant funded activities is fully reconciled and any associated grant funding recognised.							
<b>Infrastructure and Environment</b>		<b>1,044,982</b>	<b>630,865</b>	<b>2,815,416</b>	<b>65.64%</b>	<b>414,117</b>	<b>(6,217)</b>
1014	Infrastructure and Environment Directorate	667,310	429,388	858,776	55.41%	237,922	-
The bi-annual contribution from BJINC is higher than anticipated due to their income being a lot higher than expected.							
1015	Civil Infrastructure Management	199,293	48,682	71,605	309.38%	150,611	(10,135)
Positive variance relates to the receipt of workers compensation insurance reimbursements, which can never be predicted with any accuracy.							
1017	Parks & Gardens	68,582	33,492	48,169	104.77%	35,090	(2,070)
Positive variance due to additional unbudgeted income from EV charging stations in both Busselton and Dunsborough locations.							
1025	Fleet Services	92,214	105,926	122,592	(12.95%)	(13,713)	1,838
The negative variance is due to the month lag for the BAS refund of the diesel fuel rebate.							
1026	Waste Services	12,966	-	-	100.00%	12,966	-
Majority of the unbudgeted revenue is attributed to reimbursements from insurance and parental leave payments, as well as some other LGAs contributions back in August 2023, relating to when the City previously employed the Southwest Regional Waste Grp. Tech Officer .							
<b>2</b>	<b>Other Revenue</b>	<b>428,496</b>	<b>233,947</b>	<b>334,933</b>	<b>83.16%</b>	<b>194,549</b>	<b>(79,790)</b>
<b>Corporate Strategy and Performance</b>		<b>70,181</b>	<b>23,995</b>	<b>29,869</b>	<b>192.49%</b>	<b>46,186</b>	<b>456</b>
1033	Finance	20,316	375	500	5317.24%	19,941	(1,480)
The positive over budget variance is due to the receipt of salary packaging amounts from the former third party staff salary packaging provider, but the new provider has not as yet reconciled all of the various accounts and requested the funds to be transferred to them.							
1034	Rates	22,137	7,622	7,622	190.44%	14,515	-
The ESL Levy administration fee (done by the Rates team), came in a lot higher than forecast.							
1037	Customer Service	27,546	15,998	21,747	72.19%	11,548	1,754
There has been higher than expected sales of number plates and memorialisation stock.							
<b>Community Planning</b>		<b>51,192</b>	<b>69,523</b>	<b>87,796</b>	<b>(26.37%)</b>	<b>(18,331)</b>	<b>(939)</b>
1054	Ranger Services	33,628	60,196	75,676	(44.14%)	(26,568)	(307)

**CITY OF BUSSELTON**  
**NOTES TO THE STATEMENT OF FINANCIAL ACTIVITY**  
**FOR THE PERIOD ENDED 31ST MARCH 2024**

**Note 3      Material Variance Explanations**

Cost Centre or Project	Description	Actual YTD \$	Budget YTD \$	Full Year Budget \$	Variance YTD %	Variance YTD \$	Change in Variance Current Month \$
Variance is primarily as a result of a reduction in animal registration and the pattern of revenue spread for section 33 infringements. There has also been a pattern of decline in revenue since the introduction and increase in take up of lifetime registrations.							
<b>Infrastructure and Environment</b>		<b>296,873</b>	<b>136,133</b>	<b>210,898</b>	<b>118.08%</b>	<b>160,740</b>	<b>(81,054)</b>
1017	Parks & Gardens	24,768	10,483	26,051	136.28%	14,286	-
Invoicing for water sold via the standpipe at the NCC is higher than expected YTD, due to significantly higher demand.							
1026	Waste Services	259,616	125,650	184,847	106.62%	133,966	(81,054)
Positive YTD budget variance amount is due to higher volumes of sales of scrap metal at higher than expected prevailing prices.							
<b>3</b>	<b>Interest Earnings</b>	<b>5,277,132</b>	<b>3,319,995</b>	<b>4,305,492</b>	<b>58.95%</b>	<b>1,957,137</b>	<b>602,861</b>
Better than YTD budget due to higher than expected interest rates and cash on hand position earlier in the year, with the roll over of invested funds from last financial year also coming to fruition and overlapping into this financial year.							
<b>Expenses from Operating Activities</b>		<b>(70,191,623)</b>	<b>(76,133,723)</b>	<b>(103,360,789)</b>	<b>7.80%</b>	<b>5,942,100</b>	<b>1,448,792</b>
The expense line items on the face of the financial statement that have a YTD variance that meet the material reporting threshold are outlined below:							
<b>4</b>	<b>Materials &amp; Contracts</b>	<b>(15,980,998)</b>	<b>(21,596,027)</b>	<b>(29,232,925)</b>	<b>26.00%</b>	<b>5,615,029</b>	<b>809,207</b>
<b>Office of the CEO</b>		<b>25,329</b>	<b>6,364</b>	<b>8,485</b>	<b>(298.02%)</b>	<b>(18,965)</b>	<b>(720)</b>
1031	Stakeholder Relations	20,675	2,446	3,261	(745.24%)	(18,229)	(1,404)
The variance relates to subscription costs that have not been budgeted for associated with the website and mailchimp. These have been budgeted organisationally and so the funds are covered.							
<b>Corporate Strategy and Performance</b>		<b>1,606,263</b>	<b>1,753,016</b>	<b>2,303,008</b>	<b>8.37%</b>	<b>146,753</b>	<b>(9,783)</b>
1027	Corporate Strategy and Performance Directorate	93	21,478	28,637	99.57%	21,385	6,553
Forecast activities for which external consultancy was to be required have either not as yet commenced, not progressed as planned, or internal resources have been utilised instead.							
1029	Governance Services	193,430	231,630	286,090	16.49%	38,200	10,497
Underspend is primarily due to consultancy costs budgeted for and not expended in the period, and subscriptions costs not incurred against the budget YTD (timing variance). Utilisation of this forecast is expected in subsequent periods.							
1030	Human Resources and WHS	52,508	85,956	114,608	38.91%	33,448	9,304
Underspend is due to expected consultancy spend being behind schedule on the Mercer remuneration review project.							
1033	Finance	97,641	80,492	95,729	(21.31%)	(17,149)	(464)
The overspend is primarily due to a timing issue with how bank charges have been shaped through the year. The budget has been evenly spread, however the bulk of the bank charges arise when people pay their rates in September. There has also been higher than expected consultancy costs due to the resetting of the Long Term Financial Plan model.							
1034	Rates	152,380	165,735	220,979	8.06%	13,355	7,737
The positive variance YTD is mainly due to a lag in receiving legal expense bills for debt collection proceedings.							
1036	Information Technology	959,577	999,076	1,332,305	3.95%	39,498	(50,599)
The budget has been equally proportioned across the financial year, however, the significant IT projects that are expected to require consultancy have had a delayed start. Also, there has been delays in receiving and/or processing various software licensing renewals.							
1037	Customer Service	59,078	48,096	63,922	(22.83%)	(10,982)	(10,655)
Overspend due to staff amenities now allocated 100% to Customer Service, for distribution throughout the organisation, plus software costs budgeted elsewhere. There is also an overspend in memorial plaques, due to increased demand, which can be seen in the offsetting increase in sales.							
1040	Legal Services	85,300	114,390	152,520	25.43%	29,090	6,092
It is anticipated that the current underspend will be utilised in the remainder of the financial year with significant expenditure likely to be incurred on a Supreme Court criminal appeal and a State Administrative Tribunal matter that has been programmed for a hearing.							
<b>Economic and Business Development</b>		<b>1,641,259</b>	<b>1,954,800</b>	<b>2,752,692</b>	<b>16.04%</b>	<b>313,541</b>	<b>82,997</b>
1002	Events and Cultural Management	5,490	16,414	19,552	66.55%	10,924	25,890
Expenditure had been delayed due to delays in various projects, however these are now underway and budget should be expended by end of financial year.							
1003	Cultural Precinct	96,413	191,109	287,154	49.55%	94,696	6,552
The variance is due to a timing delay with programming expenses for Saltwater. Expenditure related to the grant for the opening production has been postponed.							
1005	Library Services	93,631	121,816	144,683	23.14%	28,185	6,455
The underspend in the libraries budget YTD is due to delays in the finalisation of procurement waivers. Orders are now in place with all suppliers and we are waiting on delivery of goods and the associated processing of the invoices.							
1007	Airport Operations	864,823	917,061	1,346,936	5.70%	52,238	23,958
Some activities falling under Airport Screening services, Security costs, Airport Maintenance, Inspections, Consultancy, Contractors and purchase of materials have started and commitments have been raised, other works have either not commenced and hence PO's not raised. Expenditure in these areas are also dependent on staff and contractor availability and hence variations occurring as a result of timing issues.							
1008	Economic Development	468,882	543,321	735,262	13.70%	74,439	4,524
Variance is due to a month lag in the invoicing for the contracted management services of the Jetty Tourist Park being received. There is also a misallocation of the upgrades budget to this operational area, that should have been included in the capital works program.							
1041	Property and Land Leasing	30,215	40,735	53,314	25.83%	10,520	1,215
Variance is made up of a number of small items. The major two items have had actions that have been delayed until the end of the financial year.							

**CITY OF BUSSELTON**  
**NOTES TO THE STATEMENT OF FINANCIAL ACTIVITY**  
**FOR THE PERIOD ENDED 31ST MARCH 2024**

**Note 3 Material Variance Explanations**

Cost Centre or Project	Description	Actual YTD \$	Budget YTD \$	Full Year Budget \$	Variance YTD %	Variance YTD \$	Change in Variance Current Month \$
1042	Aged and Community Housing	61,961	106,301	141,735	41.71%	44,340	8,732
The variance is due to the timing of invoices being issued as there are a number of commitments recorded against the operating expenses for both the Harris Road and Winderlup Villa units. There has also been a delay in obtaining quotes from contractors for certain works.							
<b>Community Planning</b>		<b>1,441,312</b>	<b>1,910,117</b>	<b>2,515,077</b>	<b>24.54%</b>	<b>468,805</b>	<b>61,132</b>
1011	Leisure Centres	428,407	376,842	477,767	(13.68%)	(51,565)	871
Actuals have exceeded YTD forecast due to unplanned maintenance work required to fix the indoor pool liner and invoicing of the Geothermal license fee occurring earlier than expected.							
1013	Youth Development	42,250	61,125	81,500	30.88%	18,875	(3,694)
Planned large mental health week and Halloween activities/events did not occur due to staffing issues. Investigations have been undertaken regarding other events to be run to meet contractual funding agreement with Rio. The following will now be undertaken between March & April: <ul style="list-style-type: none"> <li>Feb/ March: Mural art workshops \$3K</li> <li>March International women's day; Girls to the Front \$4K</li> <li>5th April Bubble Soccer \$1700</li> <li>11th April hosted the South West Youth festival \$7k</li> <li>12th April Glow basketball \$400</li> </ul> To come: 27th April 2x scooter competition \$5500 27/28th April Mental Health 1st aid \$2k							
1046	Building Services	7,247	21,404	28,539	66.14%	14,157	2,276
Software licensing for applications used in building services was forecast at being a lot higher than has actually eventuated. Also, there is a timing difference in relation to the building certification registrations of the team.							
1048	Statutory Planning	10,645	42,852	57,023	75.16%	32,207	3,751
This relates mainly to consultancy spend, which in this area mainly relates to design review or peer review of technical documents (e.g. traffic impact assessments) in support of applications. The timing of that spend largely relates to the lodgement and assessment of applications, and is not determined by the City.							
1049	Strategic Planning	44,326	311,055	430,540	85.75%	266,729	81,905
A large proportion of total budget in this area (approx. 280K) is for coastal planning project in the Siesta Park/Marybrook area, and the timing of that spend will be determined by a RFT and subsequent contractual process, but none of that spend has yet been incurred. The variance in this area is entirely attributable to that.							
1054	Ranger Services	80,151	142,091	177,121	43.59%	61,939	2,902
Underspend variance can be attributed to the following: <ul style="list-style-type: none"> <li>\$37K was budgeted for postage of Firebreak Notice – decision made to send out with rates due to impending changes.</li> <li>\$26K in various commitments related to animal control, the community engagement associated with the bush fire notice review, equipment and towing services.</li> </ul>							
1056	Emergency Services	441,399	551,019	734,692	19.89%	109,621	35,524
The main variances relate to budget timing and include: <ul style="list-style-type: none"> <li>SES – Timing of purchases – orders for storm season expected in April</li> <li>Bush Fire Brigades</li> <li>Timing of purchases – Large PPC order to be completed in April and invoice expected in June</li> <li>26% reduction of "large" bushfire incidents for January and 18% reduction of "Small" bushfire incidents. Increased frequency of Large fires is directly correlated higher expenditure</li> <li>Fleet servicing commences May and June</li> <li>Litigation works – Timing of works with contractors. Contractors have commenced works and on track for reaching target by end of May</li> </ul> Expenditure is on track in relation to the full year budget. Budget is spread evenly across the year, however purchasing is very dependant on the specific needs of the brigades throughout the year.							
<b>Infrastructure and Environment</b>		<b>11,266,565</b>	<b>15,971,730</b>	<b>21,653,663</b>	<b>29.46%</b>	<b>4,705,165</b>	<b>675,580</b>
1014	Infrastructure and Environment Directorate	11,437	334,988	446,651	96.59%	323,551	29,279
This is a timing variance only as works have been completed awaiting invoices.							
1016	Construction and Maintenance	1,448,360	1,684,195	2,365,801	14.00%	235,834	16,682
The main variances relate to budget spread and include: <ul style="list-style-type: none"> <li>\$93,647 Bridge maintenance – RFQ awarded and works commenced April</li> <li>\$83,573 Road Maintenance – expenditure is lower during summer months</li> </ul> Expenditure is on track in relation to the full year budget.							
1017	Parks & Gardens	2,522,060	3,085,387	4,117,442	18.26%	563,327	168,804
Activities to date have been largely focused on general Open Space maintenance. This is consistent with lower YTD costs at this time of year compared to YTD budget which is evenly spread over the year. Due to Autumn and Winter seasons, materials and plants order's will be committed with a large amount of expenditure expected in the 4th quarter when they are required, this includes the Street Tree program, Foreshore works (after the tourist season) and sportsground works will be committed.							
1018	Major Projects Management	23,502	619	826	(3693.86%)	(22,882)	69
Actuals are operational mis-allocations that will be corrected.							

**CITY OF BUSSELTON**  
**NOTES TO THE STATEMENT OF FINANCIAL ACTIVITY**  
**FOR THE PERIOD ENDED 31ST MARCH 2024**

**Note 3      Material Variance Explanations**

Cost Centre or Project	Description	Actual YTD \$	Budget YTD \$	Full Year Budget \$	Variance YTD %	Variance YTD \$	Change in Variance Current Month \$
1019	Facilities Services	2,695,944	3,040,741	4,107,318	11.34%	344,798	(48,407)
This is a timing issue only, expenditure will increase at the end of the tourist season (Easter School Holidays) at that point the variance is expected to reduce. It is expected that all funds will be expended this FY.							
1020	Engineering and Facilities Services Management	309,292	3,066,367	4,165,954	89.91%	2,757,074	332,736
The main variances can be attributed to the following: (1) Coastal Works, that's currently in its planning phase, with Coastal Modelling being undertaken. Procurement is currently in full swing for the construction of coastal dune system at West Abbey, these works will be undertaken before the onset of winter. The majority of this funding is associated with the Federal Coastal Grant that the City secured, that's currently in the planning and procurement phase. (2) item is street lighting replacement and new installations programs, that's also currently in the planning phase. (3) is the Safer Speed Trial JV Initiative – grant that is being and rolled out by the RAC, this project is currently in progress. (4) is for the General Design and Traffic Modelling, this project is currently being procured for the development of an overall traffic model for Busselton and Dunsborough. Due to the nature of the four project groups above, all require upfront planning, design and procurement before the bulk expenditure will be recorded. Therefore the variance can be attributed to timing.							
1021	Asset Planning	11,128	60,012	80,015	81.46%	48,884	4,484
The underspend for this area can be attributed to the timing of the procurement of contractors to assist with data collection. Subscriptions and memberships are also underspend significantly, mainly also due to timing.							
1022	Design and Survey	54,000	30,268	35,357	(78.41%)	(23,732)	(42,089)
Actuals are operational mis-allocations that will be corrected.							
1023	Development Control	25,624	74,073	98,764	65.41%	48,448	17,565
There is current commitments for works underway however waiting on invoices from the contractor. We are also waiting on the outcome of an RFQ to award which we anticipate will utilise the remaining budget.							
1025	Fleet Services	1,908,992	1,730,350	2,307,134	(10.32%)	(178,641)	28,334
Actuals over YTD budget associated to an increase in Fuels, Oils and Lubricants overall. Also the amount spent and number of replacement parts have increased as well.							
1026	Waste Services	2,102,843	2,185,201	3,021,845	3.77%	82,358	78,938
The underspend is in numerous accounts associated with things like lower amounts paid towards water reimbursements to properties external to the Busselton Transfer Station, as well as contractors to process Greenwaste, and the overall use of contractors at the Dunsborough waste facility for the month.							
1062	Sustainability	134,093	654,750	873,000	79.52%	520,657	72,750
Procurement of Stage 3 Vasse River Dredging is due to go to market early February 2024. Works to take place in May/June 2024 for ideal climatic conditions.							
5	Other Expenditure	(3,185,210)	(4,931,346)	(6,823,844)	35.41%	1,746,136	754,332
Office of the CEO		86,831	196,958	351,126	55.91%	110,126	34,235
1000	Office of the CEO	46,985	123,833	147,223	62.06%	76,848	29,135
The majority of the variance is timing related due to activities involving the use of this budget being difficult to predict when or even if they will occur.							
1031	Stakeholder Relations	39,846	73,125	203,902	45.51%	33,279	5,100
The Catalyse Community Scorecard invoice will be paid later in the financial year. The You Choose Community Grant Program budget of \$100K was added to the Stakeholder Relations budget in February 2024 and these funds will be expended once grant agreements have been signed following Council's decision in March 2024. It is anticipated that current portfolio commitments will result in the Stakeholder Relations budget being fully expended by the end of the financial year.							
<b>Corporate Strategy and Performance</b>		<b>760,800</b>	<b>881,099</b>	<b>1,383,915</b>	<b>13.65%</b>	<b>120,299</b>	<b>115,863</b>
1029	Governance Services	534,703	668,286	898,091	19.99%	133,582	115,858
The variance is primarily due to the timing of expenditure in the Council Contingency Holding Account. Based on current commitments expenditure is expected to align with budget by the end of June.							
<b>Economic and Business Development</b>		<b>1,828,342</b>	<b>3,367,919</b>	<b>4,410,944</b>	<b>45.71%</b>	<b>1,539,576</b>	<b>653,555</b>
1003	Cultural Precinct	14,133	65,486	108,649	78.42%	51,353	6,294
This is due to delayed timing of marketing and promotions for Saltwater, based on new opening dates for the venue.							
1004	Events	976,045	1,048,265	1,394,788	6.89%	72,220	81,316
The budget variance in events is due to the timing of funding rounds and payment of milestone invoices. It is expected that all Events budget will be expended by end of FY. There are still two rounds of grant funding to be run and paid from Marketing & Promotions, so the expenditure of that will be determined by the applications received.							
1007	Airport Operations	660,562	2,079,965	2,663,611	68.24%	1,419,403	566,827
The majority of this expenditure is related to the airline attraction and marketing & promotions activities. Jetstar have not yet produced invoices for the incentive payment for the last quarter. The City is also still waiting for TWA to invoice the City for \$250k for marketing and promotions activities.							
<b>Infrastructure and Environment</b>		<b>114,795</b>	<b>97,204</b>	<b>126,210</b>	<b>(18.10%)</b>	<b>(17,591)</b>	<b>(47,071)</b>
1020	Engineering and Facilities Services Management	23,327	1,575	2,100	(1381.11%)	(21,752)	(22,802)
YTD overspend is due to an unbudgeted payment of LSL entitlements to another LGA for a former staff member. This will be offset by a funding transfer from the Long Service Leave reserve.							
1026	Waste Services	40,686	50,963	67,913	20.17%	10,277	(8,816)

**CITY OF BUSSELTON**  
**NOTES TO THE STATEMENT OF FINANCIAL ACTIVITY**  
**FOR THE PERIOD ENDED 31ST MARCH 2024**

**Note 3 Material Variance Explanations**

Cost Centre or Project	Description	Actual YTD \$	Budget YTD \$	Full Year Budget \$	Variance YTD %	Variance YTD \$	Change in Variance Current Month \$
Expenditure is associated with water reimbursements to neighbouring properties around the Busselton Transfer Station, when the actual water usage invoices are presented. Amount reimbursed is less than YTD forecast.							
<b>Amounts Attributable to Investing Activities</b>		<b>(13,495,070)</b>	<b>(41,380,295)</b>	<b>(48,043,965)</b>	<b>67.39%</b>	<b>15,443,990</b>	<b>824,632</b>
Items included in Investing Activities are Capital Grants, Subsidies & Contributions, Capital Expenditure in the various classes of assets, and Proceeds from Sale of Assets. The attachments to this report includes the detailed listings of all capital expenditure (project) items. The main areas of YTD variance to budget for Investing Activities that appear on the face of the Financial Activity Statement are summarised as follows:							
<b>6</b>	<b>Capital Grants, Subsidies and Contributions</b>	<b>3,833,363</b>	<b>1,323,956</b>	<b>20,026,075</b>	<b>189.54%</b>	<b>2,509,408</b>	<b>680,012</b>
The positive variance is due to a reimbursement of the municipal fund (revenue recognition of prepaid grants as well as brought forward reserve transfers), required for cashflow purposes, a lot earlier than was initially budgeted. The majority of externally funded capital projects are reconciled toward year end, with the associated funding recognised as revenue and/or transfers at that time. As such, the majority of the full year budget for this items has been allocated to the June period.							
<b>7</b>	<b>Land &amp; Buildings</b>	<b>(10,520,094)</b>	<b>(23,212,444)</b>	<b>(29,887,475)</b>	<b>54.68%</b>	<b>12,692,350</b>	<b>877,207</b>
12847 & 15073	Strategic Land Purchases	815,525	3,900,000	3,900,000	79.09%	3,084,475	(360,000)
The City has entered into agreements for strategic land purchases in Yalyalup and Dunsborough. Total expenditure this financial year largely comprises of the payment of the deposits. Neither strategic land purchase will be completed this financial year resulting in an underspend of approximately \$3.1M.							
Various	Saltwater	8,909,941	16,058,639	20,707,633	44.52%	7,148,698	939,940
This variance is due to smaller than anticipated progress claims submitted by the contractor. This is due to delays experienced on site due to materials and contractor availability, as a result of current market conditions.							
10016	Civic and Administration Centre Minor Upgrades(C)	-	35,000	35,000	100.00%	35,000	8,750
Commitments have been made to upgrade the lighting management system. Facilities and IT working to provide contractor with network access. Anticipated to be complete by May.							
10025	Weld Theatre (C)	142,042	250,000	250,000	43.18%	107,958	-
Remedial works ongoing as part of BPACC integration - potential for the remainder of this budget to be carried over into FY24/25.							
10585	BMRA Hangars(C)	-	303,790	303,790	100.00%	303,790	-
This project is to construct 2 hangars in the GA precinct. This project has not been started yet due to competing priorities and unlikely to go out to RFQ until the end of March 2024.							
10589	Airport Construction, Existing Terminal Upgrade(C)	47,948	103,847	103,847	53.83%	55,899	(8,625)
We have completed the remaining terminal improvements which included the installation of the training/office transportable and ablution block (which came in under budget). With the exception of approximately \$15k (one invoice raised against the Airport Ops budget and one invoice still to be paid) the remaining funds are unallocated.							
10642	Dunsborough Lakes Sporting Precinct- Pavilion/Changeroom F(C)	166,086	925,962	1,620,434	82.06%	759,876	231,491
The Council has now endorsed the location for the new pavilion project. Further design and consultation is now underway. A new timeline for project delivery is being developed for implementation. Expenditure to date is for the provision of temporary facilities for the area to be used until final facility constructed. RFQ's are now underway for sports lighting and expenditure will be seen in this area.							
10787	Geographe Leisure Centre Upgrade(C)	17,400	425,598	567,464	95.91%	408,198	32,289
The YTD underspend is due to the procurement process taking longer than anticipated due to contractor availability. Commitments to date of 232k for new sand filters, with works only completed in April. Additional works scheduled for May and June.							
10839	Naturaliste Community Centre AMP(C)	-	11,150	-	100.00%	11,150	11,150
Delay due to delay in supply of new AC unit required, current lead times 6+ weeks.							
12428	Re-use shop Busselton Transfer Station(C)	129,649	395,109	275,000	67.19%	265,460	185,923
Expenditure associated with the procurement of the 40 ft sea-containers associated with the Reuse Shop. Underspend variance from the procurement of the other components currently underway, with the entire budget expected to be spent by June.							
12440	Energy Efficiency Initiatives (Various Buildings) (C)	-	58,624	78,166	100.00%	58,624	6,514
Project is delayed due to Western Power delays.							
12800	Old Courthouse Complex Renewal (C)	9,500	77,140	102,853	87.68%	67,640	8,571
This variance is due to timing of works – planning and procurement has taken longer than anticipated, but are now due to commence in April.							
12804	Airport Terminal Building(C)	9,545	21,360	28,481	55.32%	11,816	2,373
Variances is due to focussing priorities on other infrastructure projects. Quotes and orders are now starting to be raised on airport terminal improvements.							
12939	Administration Building- 2-16 Southern Drive(C)	-	33,750	45,000	100.00%	33,750	3,750
This is a timing variance only, works are expected to commence in May.							
12940	Depot Building-Busselton(C)	70,521	202,500	270,000	65.17%	131,979	(6,470)
This is a timing issue due to the budget being evenly spread across the year. The actual timing of the Stage 1 of works was completed in January. It is anticipated that the remainder of this budget will be expended by EOFY, depending on contractor and material availability.							
14942	Lions Park Shopping Centre Toilets (C)	-	187,500	250,000	100.00%	187,500	20,833
City officers have been given direction from council to re-negotiate terms with the Strata company. Therefore works have not been able to progress as planned.							
14943	Changing Places Accessible Ablutions (C)	623	75,000	250,000	99.17%	74,377	8,333



**CITY OF BUSSELTON**  
**NOTES TO THE STATEMENT OF FINANCIAL ACTIVITY**  
**FOR THE PERIOD ENDED 31ST MARCH 2024**

**Note 3      Material Variance Explanations**

Cost Centre or Project	Description	Actual YTD \$	Budget YTD \$	Full Year Budget \$	Variance YTD %	Variance YTD \$	Change in Variance Current Month \$
This is a timing issue. Public consultation has been completed, with the block to be situated next to the existing toilet block at Signal Park. The RFT has been uploaded, and the project is expected to be delivered by the end of the FY.							
15077	Lunch / Meeting Room for Transfer Station(C)	47,500	-	50,000	-	(47,500)	-
This facility was purchased earlier than originally forecast. The YTD variance is timing only.							
<b>8</b>	<b>Plant &amp; Equipment</b>	<b>1,747,481</b>	<b>2,756,057</b>	<b>6,118,421</b>	<b>36.59%</b>	<b>1,008,576</b>	<b>(384,131)</b>
As some manufacturers have started taking orders, a few light vehicles have been purchased in the last month with a more RFQs for other equipment to be sent out over the next few months. Despite this, the entire capital budget is not expected to be fully expended by June and will result in items being relisted next year.							
<b>9</b>	<b>Furniture &amp; Office Equipment</b>	<b>369,943</b>	<b>1,137,322</b>	<b>1,477,759</b>	<b>67.47%</b>	<b>767,379</b>	<b>75,538</b>
10965	P&E - P&G Smart Technologies(C)	19,817	56,250	75,000	64.77%	36,433	6,250
Field mapping system and parks toilet counters will be delivered in 4th quarter.							
12781	Saltwater - Loose Furniture & Fittings(C)	-	228,551	228,551	100.00%	228,551	-
Due to delayed opening date of Saltwater, we will not be going out for RFQs and PQS until June/July, so this budget will not be expended until the following FY. We will request the budget for Loose Furniture be carried over to 2024/25.							
12876	ICT Services - Equipment & Software Purchases(C)	238,394	724,123	965,497	67.08%	485,729	80,458
Specifications for the replacement virtual host servers (\$150k budgeted) and SANs (\$275k budgeted) are almost complete. These procurements will likely need to follow the RFQ procurement process, but these are scheduled to take place before Jun-2024.							
14730	Geographe Leisure Centre Fitness Equipment(C)	-	18,160	18,160	100.00%	18,160	-
Carryover of capital budget, most likely to be expensed by EOFY, dependant on supply availability and delays in procuring equipment.							
15065	Differential GPS (C)	17,310	-	20,000	-	(17,310)	-
The GPS has been ordered earlier than originally anticipated, to expedite the collection of infrastructure asset data.							
15082	Administration Building Furniture& Equipment C)	4,143	15,000	15,000	72.38%	10,857	3,750
Further expenditure will occur in the next few months, timing variance only.							
15088	Busselton Depot Building Furniture & Equipment (C)	(2,600)	10,813	10,813	124.05%	13,413	-
This is a timing issue as the purchase of furniture is linked to the refurbishment of the training room. Furniture purchases will commence shortly.							
<b>10</b>	<b>Infrastructure</b>	<b>8,328,964</b>	<b>16,122,580</b>	<b>22,293,892</b>	<b>48.34%</b>	<b>7,793,617</b>	<b>(270,234)</b>
Various	Roads	5,264,374	8,098,295	10,141,354	34.99%	2,833,922	(389,469)
The budget spread for the majority of projects in this item is even across the financial year and based on the construction schedule there are some budget timing variances within this item. The YTD Variance includes the following projects:							
<ul style="list-style-type: none"> <li>Jalbarragup Road New Shoulders (15085) and Reseal (14853) \$1,014,856 – Construction in progress</li> <li>Bussell Highway (11199) \$714,686 – Construction in progress</li> <li>Strelly Street Rehabilitation SLK 0.05 to 1.2 (14851) \$438,864 – Construction to commence late April</li> <li>Peron Avenue Asphalt Overlay (14856) \$306,900 – Construction in progress</li> </ul>							
Various	Car Parks	403,401	633,288	713,123	36.30%	229,888	9,687
The budget timing reflects an even spread of expenditure across the financial year, with the exception of Carpark Hotel Site 2, which has the budget spread over July and August. Based on the construction schedule there are some budget timing variances within this item. The YTD Variance includes the following projects:							
<ul style="list-style-type: none"> <li>Forrest Beach Horse Float Carparking Area (14872) \$135,536 – Indigenous heritage consultation with Karri Karrak in progress. Project likely to require relisting into 2024/25 Budget</li> <li>Carpark Hotel Site 2 (14815) \$77K – project complete and commitments being finalised</li> </ul>							
Various	Footpaths & Cycleways	318,196	1,459,709	1,819,587	78.20%	1,141,513	12,146
Based on the construction schedule there are some budget timing variances within this item, these include the following projects with the vast majority of works in the 3rd and 4th quarter:							
<ul style="list-style-type: none"> <li>Forth St to Holgate (14887) \$529,159 – Vincent Street to Geographe Bay Road (14895) and Bay View Crescent (14893) shared path projects. RFT01/24 under evaluation and construction planned for April – June.</li> <li>Townscape Works Busselton (14814) \$100,000 – Construction scheduled for April/ May.</li> <li>Peron Avenue (14892) \$85,750 – Consultation complete and design in progress. Construction planned for April/ May.</li> <li>Bayview Street (14888) \$72,577 – Construction in progress.</li> <li>Carey Street (14890) \$66,434 – Planned to follow drainage upgrades in March/ April.</li> </ul>							
Various	Parks, Gardens & Reserves	1,397,062	4,264,084	7,117,075	67.24%	2,867,022	269,134

**CITY OF BUSSELTON**  
**NOTES TO THE STATEMENT OF FINANCIAL ACTIVITY**  
**FOR THE PERIOD ENDED 31ST MARCH 2024**

**Note 3      Material Variance Explanations**

		Actual YTD	Budget YTD	Full Year Budget	Variance YTD	Variance YTD	Change in Variance Current Month
Cost Centre or Project	Description	\$	\$	\$	%	\$	\$
Budget timing for most projects within this item reflect an even spread of expenditure across the financial year. Many projects within this item are currently progressing well: Below project has not commenced due to project delays <ul style="list-style-type: none"> <li>• \$880k - Dunsborough Lakes Sporting Precinct (Stage 1)</li> <li>• \$500k – Performing Arts Centre landscaping.</li> <li>• \$30K Possum Park Barnard East Upgrade</li> <li>• \$90K underspend Provence SAR Area General Improvements</li> <li>• \$100K Mitchell Park Landscape Upgrade</li> </ul> There are a number of smaller projects totalling a combined \$1.3 million that are likely to be either carried over or delivered in June 24 due to contractor, equipment and material delays.							
Various	Drainage	616,215	805,856	1,104,476	23.53%	189,641	(151,595)
Budget timing does not reflect construction schedule for projects within this item, which sees projects delivered largely in the 3rd and 4th quarters.							
Various	Regional Airport and Industrial Park	318,244	778,848	1,288,278	59.14%	460,604	(91,164)
This category is made up of various projects including the Airfield construction, RFDS, Apron lighting, Apron CCTV, GA reseal of which a number have now been awarded, however works have either only just or are yet to commence due to contractor availability.							
11	Proceeds from Sale of Assets	418,440	614,800	863,800	(31.94%)	(196,360)	(142,680)
Due to the delayed delivery of new, replacement items, the disposal of the existing Fleet and Plant could not occur earlier. Consequently, the under YTD revenue was attributed to the disposal of some Light Vehicles and plant assets only commencing in February 2024. Although revenue from the proceeds of sale is expected to come closer to the budgeted revenue over the coming months, it is not expected to meet the end of year total forecast amount.							
<b>Amounts Attributable to Financing Activities</b>		<b>(12,057,188)</b>	<b>16,121,261</b>	<b>30,810,127</b>	<b>(174.79%)</b>	<b>(28,178,449)</b>	<b>(14,592,002)</b>
12	Proceeds from New Loans	-	2,000,000	2,000,000	(100.00%)	(2,000,000)	-
Planning and negotiations for the strategic purchases of land have been delayed, therefore the requirements to apply for and draw down on loan facilities has not been required to date. Also, there have been no applications for self supporting loans from community groups.							
13	Advances to Community Groups	-	(250,000)	(250,000)	100.00%	250,000	-
No applications for loan funding have been received from community groups to date.							
14	Transfer to Restricted Assets	(19,956,566)	(8,961,738)	(9,200,455)	(122.69%)	(10,994,828)	(1,399,032)
At the time of budgeting it is not possible to predict what grants, contributions or developer bonds will be received, and in what timeframe, nor when they will be spent and hence potentially transferred to Restricted Assets (or unspent portions thereof).  Transfers to restricted assets are offset by the incoming receipt, be it a grant, contribution, subsidy or even loan proceeds, so the net impact on the Net Current Position is always nil (once full reconciliation has occurred at year end).  It should be noted that per Council budget amendment resolution, \$8.7M has been moved from reserves to restricted funds in relation to historical developer contributions for community facilities that have not yet been utilised (not recognised in revenue), so could not be included in reserves. The remaining \$11.3M YTD transfers relates to \$2.9M of new developer contributions, \$5.4M in various government grants that were restricted, as well as \$1.3M in Roadwork Bonds, \$517K in BJTP deposits, and \$1.2M in various other deposits and bonds.							
15	Transfer from Reserves	30,148,150	43,652,379	60,020,498	(30.94%)	(13,504,229)	(12,194,809)
Although the budget for reserve transfers in the second half of the year has been somewhat shaped to align with predicted completion of some major projects, actual final reconciliation of project spends and the associated reserve transfers are not actually conducted until the end of the financial year.							



City of Busselton Capital Acquisition/ Construction For Period Ended 31 March 2024						
Project	Project Description	2023/24 Actual YTD	2023/24 Amended Budget YTD	2023/24 Original Budget YTD	2023/24 Amended Budget	2023/24 Budget Original
		\$	\$	\$	\$	\$
<b>Land</b>						
12847	Purchase Sues Road(C)	454,545	500,000	500,000	500,000	500,000
15073	Lot 9020 Dunsborough (C)	360,980	3,400,000	3,400,000	3,400,000	3,400,000
	<b>Total Land</b>	<b>815,525</b>	<b>3,900,000</b>	<b>3,900,000</b>	<b>3,900,000</b>	<b>3,900,000</b>
<b>Buildings</b>						
<b>Aged Housing</b>						
12231	Aged Housing Capital Improvements - Harris Road(C)	33,399	20,985	20,985	22,000	22,000
12233	Aged Housing Capital Improvements - Winderlup(C)	7,375	27,595	27,595	40,000	40,000
12234	Aged Housing Capital Improvements - Winderlup Court (City)(C)	35,308	18,511	18,511	49,000	49,000
		76,082	67,090	67,090	111,000	111,000
<b>Saltwater</b>						
12471	Saltwater - Construction(C)	5,440,296	13,680,462	13,680,462	18,240,616	18,240,616
12652	Saltwater - Design of Structure / Professional Fees(C)	1,365,259	159,518	159,518	212,690	212,690
12779	Saltwater - Contingency (C)	2,039,667	2,111,657	2,111,657	2,111,657	2,111,657
12782	Saltwater - Utility Costs (C)	44,119	107,003	107,003	142,670	142,670
12784	Saltwater - Other (C)	20,600	-	-	-	-
		8,909,941	16,058,639	16,058,639	20,707,633	20,707,633
10016	Civic and Administration Centre Minor Upgrades(C)	-	35,000	35,000	35,000	35,000
10025	Weld Theatre Upgrade (C)	142,042	250,000	250,000	250,000	250,000
10585	BMRA Hangars(C)	-	303,790	303,790	303,790	303,790
10589	Airport Construction, Existing Terminal Upgrade(C)	47,948	103,847	103,847	103,847	103,847
10642	Dunsborough Lakes Sporting Precinct-Pavilion/Changeroom F(C)	166,086	925,962	925,962	1,620,434	1,620,434
10787	Geographe Leisure Centre(C)	17,400	425,598	425,598	567,464	567,464
10839	Naturaliste Community Centre AMP(C)	-	11,150	-	11,150	-
12331	Smiths Beach New Public Toilet(C)	-	-	187,500	-	250,000
12428	Re-use shop Busselton Transfer Station(C)	129,649	395,109	395,109	275,000	275,000
12440	Energy Efficiency Initiatives (Various Buildings) (C)	-	58,624	58,624	78,166	78,166
12795	Busselton Depot CCTV & Electronic Gate(C)	8,584	16,259	16,259	16,259	16,259
12796	Depot Training Room (C)	60,302	56,250	56,250	75,000	75,000
12798	High Street Hall (C)	8,145	7,875	7,875	10,500	10,500
12800	Old Courthouse Complex Renewal (C)	9,500	77,140	77,140	102,853	102,853
12804	Airport Terminal Building(C)	9,545	21,360	21,360	28,481	28,481
12868	Busselton Jetty Tourist Park - Cabin Replacement/Upgrade (C)	-	-	-	540,000	540,000
12939	Administration Building- 2-16 Southern Drive(C)	-	33,750	33,750	45,000	45,000
12940	Depot Building-Busselton((C)	70,521	202,500	202,500	270,000	270,000
14942	Lions Park Shopping Centre Toilets (C)	-	187,500	187,500	250,000	250,000
14943	Changing Places Accessable Ablutions (C)	623	75,000	75,000	250,000	100,000
15067	Commonage Fire Facility (C)	-	-	-	40,000	40,000
15074	Vasse Toilet (C)	-	-	-	125,000	125,000
15077	Lunch / Meeting Room for Transfer Station(C )	47,500	-	-	50,000	50,000
15087	Mosquito Management Facility (C)	700	-	-	120,899	120,899
	<b>Total Buildings</b>	<b>9,704,568</b>	<b>19,312,444</b>	<b>19,488,794</b>	<b>25,987,475</b>	<b>26,076,325</b>
	<b>Total Land &amp; Buildings</b>	<b>10,520,094</b>	<b>23,212,444</b>	<b>23,388,794</b>	<b>29,887,475</b>	<b>29,976,325</b>
<b>Plant and Equipment</b>						
10700	Dunsborough Cemetery(C)	-	15,957	15,957	21,276	21,276
12870	Busselton Jetty Tourist Park- Replace Holden Colorado 4x4(C)	36,160	35,000	35,000	35,000	35,000
12872	Busselton Jetty Tourist Park - Battery Powered Mule (C)	-	35,000	35,000	35,000	35,000
12881	HINO FD1024 Beavertail Truck (Turf) (C)	-	-	-	100,000	100,000
12882	Isuzu NPR65-190 Single Cab (Turf) (C)	-	-	-	100,000	100,000
12884	KUBOTA F3690 OUTFRONT MOWER (C)	29,200	29,200	29,200	29,200	29,200
12885	KUBOTA F3690 OUTFRONT MOWER (C)	29,200	29,200	29,200	29,200	29,200
12886	Brush / Tree Chipper (C)	-	100,000	100,000	100,000	100,000
12887	Plant Purchases (P11) - Redexim Easyspread 1600 Sand Spre(C)	-	20,000	20,000	20,000	20,000
12888	HINO FS2848 Tipper Truck (C&M) (C)	-	-	-	230,000	230,000
12890	Caterpillar CS56 Roller (C&M) (C)	-	180,000	180,000	180,000	180,000
12892	ISUZU FVZ1400 Tipper Truck (C&M) (C)	-	-	-	230,000	230,000
12894	Nissan Xtrail ST-L 2WD (Strategic Planning Coord) (C)	-	35,000	35,000	35,000	35,000
12895	NISSAN X-TRAIL ST-L 2WD SUV (ASSET MGMT COORD) (C)	-	35,000	35,000	35,000	35,000
12896	Facilities Operational Ute(C)	35,280	42,000	42,000	42,000	42,000
12897	ISUZU D-MAX SX 4X2 SINGLE CAB UTILITY (IRRIGATION) (C)	-	42,000	42,000	42,000	42,000
12898	MITSUBISHI TRITON 4X2 SINGLE CAB UTE (P&G) (C)	-	42,000	42,000	42,000	42,000
12899	Construction & Maintenance Ute (C)	41,124	42,000	42,000	42,000	42,000
12900	TOYOTA HILUX DUAL CAB 4X4 (CONST SUPERVISOR) (C)	-	45,000	45,000	45,000	45,000
12901	TOYOTA HILUX DUAL CAB 4X4 (MTCE SUPERVISOR) (C)	-	45,000	45,000	45,000	45,000
12902	Manager Governance & Corp Services Vehicle (C)	39,134	40,000	40,000	40,000	40,000
12904	Plant Purchases (P11) - Minor Plant (P&G) (C)	-	15,000	15,000	15,000	15,000
12906	Plant Purchases (P12) - Minor Plant (C&M) (C)	-	20,000	20,000	20,000	20,000

City of Busselton Capital Acquisition/ Construction For Period Ended 31 March 2024						
Project	Project Description	2023/24 Actual YTD	2023/24 Amended Budget YTD	2023/24 Original Budget YTD	2023/24 Amended Budget	2023/24 Budget Original
		\$	\$	\$	\$	\$
12908	Program 12 - Minor Plant (Workshop) (C)	-	10,000	10,000	10,000	10,000
12911	VOLVO FE320 WASTE TRUCK (C)	459,660	459,660	459,660	459,660	459,660
12914	Minor Plant - Program 10 (C)	-	10,000	10,000	10,000	10,000
12932	Airport Operations - Replacement Toro Groundmaster 7200 M(C)	-	30,000	30,000	30,000	30,000
12948	TOYOTA HILUX SR 4X4 DUAL CAB UTILITY (BMO) (C)	45,394	45,000	45,000	45,000	45,000
14744	MITSUBISHI PAJERO GLX 4X4 (MGR REG SERV) (C)	41,083	41,500	41,500	41,500	41,500
14818	Wheeled 20t excavator Inc. Accessories(C )	-	-	-	485,000	485,000
14819	Positrak (Cat 299) with Accessories (C)	-	-	-	250,000	250,000
14820	Trailer for Towing Positrak & Traffic Lights(C )	-	-	-	40,000	40,000
14821	Trailer Traffic Lights x 2 (and Sign Cones)(C )	43,090	45,000	45,000	45,000	45,000
14823	VOLVO FE320 WASTE TRUCK (C)	473,545	-	-	473,545	473,545
14842	HINO CREW CAB TIPPER TRUCK (C)	102,664	100,540	100,540	100,540	100,540
14946	PERUZZO BULL SLASHER (C)	-	60,000	60,000	60,000	60,000
14949	KUBOTA MULE (C)	-	15,000	15,000	15,000	15,000
14951	1500L SELF BUNDED DIESEL FUEL TANK (C)	-	15,000	15,000	15,000	15,000
14954	MITSUBISHI TRITON 4x2 SINGLE CAB (C)	76	35,000	35,000	35,000	35,000
14960	VOLVO FE320 WASTE TRUCK (C)	-	-	-	480,000	480,000
14962	WATER TANK FOR DUST SUPPRESSION (C)	-	25,000	25,000	25,000	25,000
14966	DIESEL TANK DWF (C)	-	50,000	50,000	50,000	50,000
14968	HOOKLIFT BIN BWTS (C)	16,540	18,000	18,000	18,000	18,000
14970	HOOKLIFT BIN BWTS (C)	-	18,000	18,000	18,000	18,000
14972	HOOKLIFT BIN BWTS (C)	-	18,000	18,000	18,000	18,000
14974	HOOKLIFT BIN (C)	-	18,000	18,000	18,000	18,000
14976	HOOKLIFT BIN (C)	16,540	18,000	18,000	18,000	18,000
14978	ABLE GL3013 GENERATOR (C)	21,300	50,000	50,000	50,000	50,000
14980	WASTE COORDINATOR VEHICLE (C)	33,965	35,000	35,000	35,000	35,000
14982	TOYOTA HILUX 4x2 SINGLE CAB (C)	-	36,000	36,000	36,000	36,000
14984	ISUZU D-MAX 4x4 DUAL CAB (C)	41,527	40,000	40,000	40,000	40,000
14986	HOLDEN COLORADO 4x4 DUAL CAB (C)	-	36,000	36,000	36,000	36,000
15004	HUSQVARNA RC318T RIDE ON MOWER (C)	-	18,000	18,000	18,000	18,000
15006	HINO 917 CREW CAB (C&M) (C)	-	-	-	100,000	100,000
15008	ISUZU NPR400 CREW CAB (C&M) (C)	-	-	-	100,000	100,000
15013	HINO GH1728 AUTO TRUCK (C&M) (C)	-	-	-	400,000	400,000
15016	HINO GF1628 REAR TIPPING TRUCK (P&G) (C)	-	-	-	150,000	150,000
15018	TORO 4010D GROUNDMASTER MOWER (P&G) (C)	-	150,000	150,000	150,000	150,000
15023	ISUZU DMAX 4X2 SINGLE CAB (P&G) FORESHORE IRRIGATION (C)	-	42,000	42,000	42,000	42,000
15025	TOYOTA HILUX 4X4 EXTRA CAB UTILITY (IRRIGATION) (C)	-	45,000	45,000	45,000	45,000
15028	FORD RANGER 4X4 DUAL CAB UTE (CESM) (C)	2,760	55,000	55,000	55,000	55,000
15032	SUBARU OUTBACK 2.5i PREMIUM WAGON (C)	-	35,000	35,000	35,000	35,000
15034	SUBARU OUTBACK AWD WAGON (RANGERS CO-ORDINATOR) (C)	35,000	35,000	35,000	35,000	35,000
15036	SUBARU OUTBACK 2.5i AWD PREMIUM (MGR CULTURE & EVENTS) (C)	39,909	40,000	40,000	40,000	40,000
15038	MAZDA CX9 FWD SUV (Director CCS) (C)	51,095	50,000	50,000	50,000	50,000
15040	SUBARU OUTBACK AWD (Director PDS) (C)	-	50,000	50,000	50,000	50,000
15042	Nissan X-Trail Ti 4x4 SUV (Mgr Fin Serv) (C)	-	40,000	40,000	40,000	40,000
15045	Toyota Fortuner GX 4x4 SUV (Mgr Eng Tech Srv) (C)	-	40,000	40,000	40,000	40,000
15048	SUBARU FORESTER 2.5i-S AWD (MGR DEV SERV) (C)	38,638	40,000	40,000	40,000	40,000
15050	NISSAN X TRAIL STL 4X4 SUV (LIESURE CENTRES COORD) (C)	-	-	-	35,000	35,000
15052	MITSUBISHI OUTLANDER LS AWD (HR COORD) (C)	33,965	-	-	35,000	35,000
15078	HAZMET and Dangerous Goods Storage(C)	-	-	-	108,500	108,500
15083	New Airport Manager Vehicle (C)	40,631	40,000	40,000	40,000	40,000
15192	Security screening equipment – ETD Machine (C)	-	-	-	40,000	-
	<b>Total Plant &amp; Equipment</b>	<b>1,747,481</b>	<b>2,756,057</b>	<b>2,756,057</b>	<b>6,118,421</b>	<b>6,078,421</b>
<b>Furniture and Equipment</b>						
10965	P&E - P&G Smart Technologies(C)	19,817	56,250	56,250	75,000	75,000
12781	Saltwater - Loose Furniture & Fittings (C)	-	228,551	228,551	228,551	228,551
12783	Saltwater - IT Hardware & Software (C)	57,962	53,438	53,438	71,250	71,250
12876	ICT Services - Equipment & Software Purchases(C)	238,394	724,123	724,123	965,497	965,497
12878	Naturaliste Community Centre (NCC) - Purchase Office Furn(C)	-	8,850	20,000	8,850	20,000
14729	Events Furniture & Equipment(C)	-	5,138	5,138	5,138	5,138
14730	Geographe Leisure Centre Fitness Equipment(C)	-	18,160	18,160	18,160	18,160
14731	Cultural Planning Furniture & Equipment(C)	8,000	9,500	9,500	9,500	9,500
14939	Ice Machine (C)	14,128	7,500	7,500	10,000	10,000
15059	Sculpture By The Bay (C)	5,000	-	-	12,000	12,000
15063	NCC - Les Mills Pump Rack (C)	7,789	-	-	8,000	8,000
15064	GLC Cafe Double Fridge (C)	-	-	-	20,000	20,000
15065	Differential GPS (C)	17,310	-	-	20,000	20,000
15082	Administration Building Furniture& Equipment C)	4,143	15,000	15,000	15,000	15,000
15088	Busselton Depot Building Furniture & Equipment (C)	- 2,600	10,813	10,813	10,813	10,813
	<b>Total Furniture &amp; Equipment</b>	<b>369,943</b>	<b>1,137,322</b>	<b>1,148,472</b>	<b>1,477,759</b>	<b>1,488,909</b>

City of Busselton Capital Acquisition/ Construction For Period Ended 31 March 2024						
Project	Project Description	2023/24 Actual YTD	2023/24 Amended Budget YTD	2023/24 Original Budget YTD	2023/24 Amended Budget	2023/24 Budget Original
		\$	\$	\$	\$	\$
<b>Roads Infrastructure</b>						
11193	Wilyabrup Road Resheet(C)	117,533	60,482	60,482	80,643	80,643
11199	Bussell Highway(C)	811,348	1,526,034	1,526,034	2,034,712	2,034,712
11987	Caves Road (C)	-	12,782	12,782	17,043	17,043
11991	Commonage & Hayes Road intersection Safety works(C)	1,276	-	-	-	-
11998	Kaloorup Road(C)	66,890	60,000	-	60,000	-
12005	Payne Road(C)	530,219	658,549	658,549	878,066	878,066
12017	Yoongarillup Road - Reconstruct & Widen (Western Section)(C)	84	-	-	-	-
12611	North Jindong Road(C)	465,642	594,450	594,450	792,600	792,600
12645	Marine Terrace(C)	79	-	-	-	-
12824	Acton Park Road(C)	578	-	-	-	-
12827	Commonage Road(C)	516,672	577,125	577,125	769,500	769,500
12835	Ludlow-Hithergreen Road(C)	3,923	-	-	-	-
12842	Nuttman Road (C)	50,426	41,043	41,043	54,724	54,724
14817	Road Access Seal - Busselton Animal care facility(C)	53,304	37,325	37,325	49,766	49,766
14850	Cook Street - Asphalt Overlay SLK 0.39 to 1.25 (C)	182,492	233,680	263,680	291,574	351,574
14851	Strelly Street - Rehabilitation SLK 0.05 to 1.2 (C)	101,136	540,000	540,000	720,000	720,000
14852	North Jindong Road - Prelims and Land Acq SLK 0 to 0 (C)	353	9,000	9,000	12,000	12,000
14853	Jalbarragup Road - Reseal SLK 0 to 10.75 (C)	727	450,000	450,000	600,000	600,000
14854	Boallia Road - Recon and Widening SLK 1.5 to 2.3 (C)	449,187	415,374	415,374	553,832	553,832
14855	Vasse Yallingup Siding Road - Design only SLK 0 to 0 (C)	2,900	12,375	12,375	16,500	16,500
14856	Peron Avenue - Asphalt Overlay SLK 0.17 to 0.76 (C)	30,622	337,523	337,523	450,030	450,030
14857	West Street - Rehabilitation SLK 1.02 to 1.15 (C)	-	-	135,750	-	181,000
14858	Artisan Street - Asphalt Overlay SLK 0.02 to 0.16 (C)	25,899	32,203	34,614	36,974	46,152
14859	Kershaw Street - Asphalt Overlay SLK 0 to 0.25 (C)	50,446	43,286	51,953	50,446	69,271
14860	Thornbill Court - Asphalt Overlay SLK 0 to 0.08 (C)	3,665	15,496	15,496	20,662	20,662
14861	Grevillea Cove - Asphalt Overlay SLK 0 to 0.08 (C)	-	16,682	16,682	22,243	22,243
14862	Baudin Street - Asphalt Overlay SLK 0 to 0.1 (C)	843	71,349	71,349	95,132	95,132
14863	Cormorant Court - Asphalt Overlay SLK 0 to 0.08 (C)	-	17,712	17,712	23,616	23,616
14864	Sugarloaf Road - Second Coat Seal SLK 0 to 0 (C)	-	49,891	49,891	66,521	66,521
14865	Yallingup Beach Road - Reseal SLK 0 to 0.19 (C)	24,805	23,024	23,024	30,698	30,698
14866	Old Vasse Highway - Reseal SLK 0 to 1.83 (C)	-	10,151	10,151	13,535	13,535
14867	McDonald Road - Unsealed Resheet SLK 0.02 to 0.88 (C)	79,974	45,400	45,400	60,534	60,534
14868	Chambers Road - Unsealed Resheet SLK 2.1 to 4.26 (C)	175,903	113,886	113,886	151,848	151,848
14869	Silverwood Road - Unsealed Resheet SLK 0.01 to 1.3 (C)	81,219	68,485	68,485	91,314	91,314
14870	Downs Road - Unsealed Resheet SLK 2.0 to 3.35 (C)	50,653	71,564	71,564	95,418	95,418
15085	Jalbarragup Road New Shoulders (C)	1,178,837	1,744,420	1,744,420	1,744,420	1,744,420
15103	Prince Street Laneway(C)	28,003	28,003	-	28,003	-
15108	Bussell Highway Resurfacing SLK 0 to 3.8 (C)	178,734	181,000	-	181,000	-
15194	Chapman Hill Road [State Blackspot Prg] (C)	-	-	-	48,000	-
	<b>Total Roads Infrastructure</b>	<b>5,264,374</b>	<b>8,098,295</b>	<b>8,006,120</b>	<b>10,141,354</b>	<b>10,093,354</b>
<b>Bridges Infrastructure</b>						
14897	Naturaliste Terrace Footbridge Renewal #6017 Lot 254(C)	11,473	82,500	82,500	110,000	110,000
	<b>Total Bridges Infrastructure</b>	<b>11,473</b>	<b>82,500</b>	<b>82,500</b>	<b>110,000</b>	<b>110,000</b>
<b>Car Parks Infrastructure</b>						
10613	Meelup Coastal Parking & Landscaping(C)	174,986	178,238	178,238	178,238	178,238
12653	Hotel Site 2 Carpark(C)	600	-	-	-	-
14815	Carpark Hotel Site 2(C)	115,225	192,546	192,546	192,546	192,546
14873	Forrest Beach Horse Float Carparking Area(C)	10,299	145,835	145,835	194,446	194,446
14874	Disabled Parking Bays BussForeshore (Old ennisCourt)(C)	-	7,500	7,500	10,000	10,000
14875	Eagle Bay Boat Ramp Parking off Fern Road(C)	-	-	22,500	-	30,000
14876	Eagle Crescent on road parking - Eagle Bay(C)	52,871	50,750	27,750	60,000	37,000
14877	Rotary Park Stage 1 - Design, permits and clearing(C)	-	15,000	15,000	20,000	20,000
14878	Senior Citizens Universal Access Parking(C)	49,420	43,420	43,420	57,893	57,893
	<b>Total Car Parks Infrastructure</b>	<b>403,401</b>	<b>633,288</b>	<b>632,788</b>	<b>713,123</b>	<b>720,123</b>
<b>Footpaths Infrastructure</b>						
10741	Busselton CBD Footpath Renewal(C)	573	54,585	54,585	54,585	54,585
10903	DAIP - Disability Access(C)	10,424	22,500	22,500	30,000	30,000
11986	Causeway Road Shared Path(C)	104,696	105,000	-	105,000	-
12727	Valley Road Footpath(C)	4,009	-	-	-	-
12816	Coastal Principled Shares Path (C)	4,545	70,488	70,488	70,488	70,488
12818	Kaloorup Road (C)	124	-	-	-	-
14814	Townscape Works Busselton(C)	-	100,000	100,000	100,000	100,000
14887	Coastal Shared Path - Forth St to Holgate(C)	2,402	345,000	345,000	460,000	460,000
14888	Bay View Street - Bussell Hwy to Dorset Street(C)	75,766	94,649	94,649	126,198	126,198
14889	Queen St - Queen St & Prince St Roundabout Zebra Cross(C)	-	12,000	12,000	16,000	16,000

City of Busselton Capital Acquisition/ Construction For Period Ended 31 March 2024						
Project	Project Description	2023/24 Actual YTD	2023/24 Amended Budget YTD	2023/24 Original Budget YTD	2023/24 Amended Budget	2023/24 Budget Original
		\$	\$	\$	\$	\$
14890	Carey St - Kent Street and Harris to Peel(C)	1,423	85,415	85,415	113,886	113,886
14891	Adelaide Street - Lot 11 to Stanley St(C)	4,592	42,323	42,323	56,430	56,430
14892	Peron Avenue - Chester Way to Pimlea Parade(C)	119	110,250	110,250	147,000	147,000
14893	Bay View Crescent - Curtis Bay Lot 62 to Lot 4(C)	3,450	41,250	41,250	55,000	55,000
14894	Telstra Park - Lot 4 Naturaliste Terrace(C)	17,673	15,000	15,000	20,000	20,000
14895	Vincent Street to Geographe Bay Road (Reserve 44343)(C)	749	300,000	300,000	400,000	400,000
14896	Dunsborough Lakes Drive - Caves Road(C)	37,966	11,250	11,250	15,000	15,000
14905	GLC Footpath NIB (C)	8,284	20,000	20,000	20,000	20,000
15071	Upgrade Wagin Gardens Footpath Access (C)	22,163	20,000	20,000	20,000	20,000
15072	Upgrade Harris Rd POS Access (C)	19,237	10,000	10,000	10,000	10,000
	<b>Total Footpaths Infrastructure</b>	<b>318,196</b>	<b>1,459,709</b>	<b>1,354,709</b>	<b>1,819,587</b>	<b>1,714,587</b>
<b>Parks, Gardens and Reserves</b>						
10688	Depot Washdown Facility Upgrades(C)	-	57,525	57,525	76,700	76,700
10765	Foreshore Busselton - High Street to Carey Street(C)	13,068	37,500	37,500	50,000	50,000
10766	Foreshore Yallingup Capital(C)	-	15,000	15,000	20,000	20,000
10767	Port Geographe General Improvements/ Foreshore(C)	(488)	-	-	-	-
10831	Rotary Park / War Memorial Relocation(C)	376,571	525,000	525,000	525,000	525,000
10951	Mitchell Park Upgrade(C)	401	37,000	37,000	37,000	37,000
10952	Possum Park Barnard East Upgrade(C)	-	30,000	30,000	30,000	30,000
10953	Youth Skate Park(C)	3,460	15,000	15,000	20,000	20,000
10963	Minor Capital Improvements, Fencing, Seating, Lighting et(C)	-	30,000	30,000	40,000	40,000
10966	Providence SAR Area General Improvements to the Area(C)	17,740	120,000	120,000	160,000	160,000
10967	New Shade Sails – multiple locations (C)	-	198,874	198,874	265,165	265,165
10969	Vasse SAR Area General Improvements to the Area(C)	29,379	52,500	52,500	70,000	70,000
11024	Pioneer Cemetery - Implement Conservation Plan(C)	-	15,957	15,957	21,276	21,276
11034	Dunsborough Non-Potable Water Network(C)	26,530	29,183	-	29,183	-
11035	Park Furniture Renewals - Replace aged & unsafe Equip(C)	13,355	41,250	41,250	55,000	55,000
11036	Playgrounds General - Replacement of playground equipment(C)	17	-	-	-	-
11117	Limestone Quarry - POS Upgrade(C)	1,017	-	-	-	-
12251	Cricket Nets & Wickets (C)	8,752	30,000	30,000	30,000	30,000
12254	Busselton Tennis Club - Infrastructure(C)	37,843	43,253	43,253	46,000	46,000
12267	Busselton Townscape Street Furniture Renewals (C)	-	30,000	30,000	40,000	40,000
12382	Rails to Trails - Continuation of Implementation Plan(C)	1,650	78,750	78,750	105,000	105,000
12407	Dunsborough Lakes Sporting Precinct (Stage 1)(C)	160	730,000	730,000	730,000	730,000
12421	City Lined Landfill Stage 2 - Preliminary Works(C)	60,393	55,396	55,396	80,000	80,000
12425	Busselton Landfill Post-closure Capping, Rehab & Remediat(C)	-	-	-	2,000,000	2,000,000
12511	Dunsborough - BMX / Skateboard(C)	8,317	7,500	7,500	10,000	10,000
12528	Dunsborough Town Centre/ Foreshore(C)	21,663	22,500	22,500	30,000	30,000
12780	Saltwater - Landscaping (C)	59,760	500,000	500,000	500,000	500,000
12821	Churchill Park - Main Oval Renewal (C)	154,840	412,500	412,500	590,880	550,000
12846	Mitchell Park Landscape Upgrade Stage 2(C)	71,111	100,000	100,000	150,000	150,000
12849	Sport Oval Lighting - Vasse Ovals(C)	153,297	116,731	116,731	116,731	116,731
12850	Dunsborough Lakes Sporting Precinct (Stage 1) - Planning (C)	3,116	150,000	150,000	150,000	150,000
14732	Fire danger rating sign (EBVFB) (C)	9,503	-	-	-	-
14811	RBFS Old Dunsborough Boat Ramp Scour Protection (C)	1,159	33,240	33,240	33,240	33,240
14816	Carpark Hotel Site 2 Land Scaping(C)	27,567	-	-	-	-
14900	Metricup Cemetery - Paths & Ashes interment(C)	209	7,500	7,500	10,000	10,000
14901	Port Geographe POS Retaining Wall Renewals(C)	19,929	39,750	39,750	53,000	53,000
14903	Centennial Park Irrigation renewal(C)	-	93,750	93,750	125,000	125,000
14904	Beach Shower/Water Fountain Up& Ren (C)	9,952	15,000	15,000	20,000	20,000
14906	Dunsborough Oval Skatepark Lighting Renewal(C)	110	52,500	52,500	70,000	70,000
14907	Busselton Foreshore - Annual Renewals (C)	31,391	37,500	37,500	50,000	50,000
14908	Dunsborough Town Centre & Foreshore - Annual Renewals (C)	7,595	22,500	22,500	30,000	30,000
14909	Lou Weston Basketball System upgrades (C)	21,550	24,000	24,000	32,000	32,000
14910	Seymour Park - Replacement of Decking(C)	92,743	37,950	37,950	50,600	50,600
14911	Jarraahwood Playground Equipment Renewal(C)	-	19,500	19,500	26,000	26,000
14912	Newtown Oval New Playground Equipment(C)	220	11,250	11,250	15,000	15,000
14913	Heron Place - New New Playground Equipment(C)	220	7,500	7,500	10,000	10,000
14914	Lou Weston Playground Equipment Renewal(C)	13,185	45,000	45,000	60,000	60,000
14915	Busselton Foreshore disability carousel renewal(C)	-	33,750	33,750	45,000	45,000
14916	Dunsborough Foreshore disability carousel renewal(C)	-	33,750	33,750	45,000	45,000
14917	Meelup Regional Park - Capital Projects(C)	80,815	133,500	133,500	178,000	178,000
14918	BBQ Placement and Replacement(C)	-	22,500	22,500	30,000	30,000
14919	Beach Access stairs (C)	-	41,250	41,250	55,000	55,000
14927	Dunsborough Depot(C)	18,961	15,975	15,975	21,300	21,300
14944	Busselton Works Depot Parks & Gardens Product Bays(C)	-	15,000	15,000	20,000	20,000
15193	Coastal Stabilisation (CERMP2223-010) (C)	-	40,000	-	160,000	-
	<b>Total Parks, Gardens and Reserves</b>	<b>1,397,062</b>	<b>4,264,084</b>	<b>4,194,901</b>	<b>7,117,075</b>	<b>6,887,012</b>

City of Busselton Capital Acquisition/ Construction For Period Ended 31 March 2024						
Project	Project Description	2023/24 Actual YTD	2023/24 Amended Budget YTD	2023/24 Original Budget YTD	2023/24 Amended Budget	2023/24 Budget Original
		\$	\$	\$	\$	\$
<b>Drainage Infrastructure</b>						
10692	Carey Street Drainage Upgrade(C)	(84)	-	-	-	-
12815	North Street Drainage Works(C)	307,202	173,362	173,362	231,149	231,149
14879	Busselton LIA Drainage Investigation & Design(C)	31,750	37,500	37,500	50,000	50,000
14880	Chapman Street Mitigate private property inundation(C)	84,036	187,500	187,500	250,000	250,000
14881	Dunsborough Lakes Drive No 69/71(C)	239	84,161	84,161	112,215	112,215
14882	Dunsborough Lakes Condition inspection & Design(C)	15,920	37,500	37,500	50,000	50,000
14883	Carey Street Drainage Renewals(C)	88,356	189,670	189,670	252,894	252,894
14884	Depuch Close - Eagle Bay(C)	68,856	57,355	57,355	76,473	76,473
14885	Heppingstone & Hale Street intersection(C)	7,650	25,289	25,289	33,718	33,718
14886	Hester Steet Drainage Renewal SLK0.33 (C)	9,290	13,520	13,520	18,027	18,027
14945	WSUD Improv Drainage Outlets and Catchements(C)	3,000	-	-	30,000	30,000
	<b>Total Drainage Infrastructure</b>	<b>616,215</b>	<b>805,856</b>	<b>805,856</b>	<b>1,104,476</b>	<b>1,104,476</b>
<b>Regional Airport and Industrial Park</b>						
10583	Airport Construction Stage 2, Airfield(C)	-	337,478	337,478	337,478	337,478
12941	Airport - Other Buildings(C)	-	3,750	3,750	5,000	5,000
14836	RFDS relocation(C)	244,644	-	-	366,180	366,180
14838	BMRAP - Apron Lighting(C)	-	-	-	65,000	65,000
14839	BMRAP - Apron CCTV(C)	57,982	-	-	50,000	50,000
15060	BMRA MAGS Improvements (C)	15,618	-	-	17,000	17,000
15061	BMRA Gate 1 Replacement (C)	-	-	-	10,000	10,000
15062	BMRA GA Precinct Reseal (C)	-	437,620	437,620	437,620	437,620
	<b>Total Regional Airport and Industrial Park</b>	<b>318,244</b>	<b>778,848</b>	<b>778,848</b>	<b>1,288,278</b>	<b>1,288,278</b>
	<b>Infrastructure Total</b>	<b>8,328,964</b>	<b>16,122,580</b>	<b>15,855,722</b>	<b>22,293,892</b>	<b>21,917,829</b>
	<b>Grand Total</b>	<b>20,966,482</b>	<b>43,228,403</b>	<b>43,149,045</b>	<b>59,777,548</b>	<b>59,461,485</b>

**City of Busselton Reserve Movements**  
**For Period Ended 31 March 2023**

Project Number	Transaction Type	Project Description	YTD Actual	YTD Budget	Budget Original	YTD BudgetA	Budget Amended
<b>1001 - Airport Existing Terminal Building Reserve</b>							
10904	Opening Balance	Other General Purpose Funding(O)	(456,382.11)	(456,382.11)	(456,382.11)	(456,382.11)	(456,382.11)
10904	Interest Earned	Other General Purpose Funding(O)	3,569.34	0.00	0.00	0.00	0.00
10904	Transfer From Reserve	Other General Purpose Funding(O)	452,812.77	456,382.11	456,382.11	456,382.11	456,382.11
<i>Airport Existing Terminal Building Reserve Closing Balance</i>			0.00	0.00	0.00	0.00	0.00
<b>1003 - Airport Marketing &amp; Incentive Reserve</b>							
10904	Opening Balance	Other General Purpose Funding(O)	(4,895,380.26)	(4,895,380.26)	(4,895,380.26)	(4,895,380.26)	(4,895,380.26)
10904	Interest Earned	Other General Purpose Funding(O)	43,808.44	0.00	0.00	0.00	0.00
10904	Transfer From Reserve	Other General Purpose Funding(O)	4,851,571.82	4,895,380.26	4,895,380.26	4,895,380.26	4,895,380.26
<i>Airport Marketing &amp; Incentive Reserve Closing Balance</i>			0.00	0.00	0.00	0.00	0.00
<b>1005 - Barnard Park Sports Pavilion Building Reserve</b>							
10904	Opening Balance	Other General Purpose Funding(O)	(115,031.42)	(115,031.42)	(115,031.42)	(115,031.42)	(115,031.42)
10904	Interest Earned	Other General Purpose Funding(O)	909.80	0.00	0.00	0.00	0.00
10904	Transfer From Reserve	Other General Purpose Funding(O)	114,121.62	115,031.42	115,031.42	115,031.42	115,031.42
<i>Barnard Park Sports Pavilion Building Reserve Closing Balance</i>			0.00	0.00	0.00	0.00	0.00
<b>1006 - Building Reserve</b>							
10904	Opening Balance	Other General Purpose Funding(O)	(3,389,334.17)	(3,389,334.17)	(3,389,334.17)	(3,389,334.17)	(3,389,334.17)
10904	Interest Earned	Other General Purpose Funding(O)	(313,286.20)	(176,240.25)	(234,986.97)	(176,240.25)	(234,986.97)
10027	Transfer To Reserve	Asset Management Administration(O)	(1,644,786.50)	(4,020,430.95)	(4,441,390.00)	(4,020,430.95)	(4,441,390.00)
10904	Transfer To Reserve	Other General Purpose Funding(O)	(2,375,644.45)	0.00	0.00	0.00	0.00
10016	Transfer From Reserve	Civic and Administration Centre Minor Upgrades(C)	0.00	0.00	35,000.00	0.00	35,000.00
10025	Transfer From Reserve	Weld Theatre Upgrade (C)	110,042.00	142,042.00	250,000.00	142,042.00	250,000.00
10027	Transfer From Reserve	Asset Management Administration(O)	0.00	0.00	21,600.00	0.00	21,600.00
10163	Transfer From Reserve	Old Fire Station Building(O)	0.00	0.00	15,000.00	0.00	15,000.00
10167	Transfer From Reserve	Dunsborough Hall(O)	0.00	0.00	5,000.00	0.00	5,000.00
10179	Transfer From Reserve	Youth Services(O)	0.00	0.00	14,000.00	0.00	14,000.00
10243	Transfer From Reserve	Depot Building-Busselton(O)	0.00	0.00	10,037.00	0.00	10,037.00
10787	Transfer From Reserve	Geographe Leisure Centre(C)	0.00	2,400.00	567,464.00	2,400.00	567,464.00
10839	Transfer From Reserve	Naturaliste Community Centre AMP(C)	0.00	0.00	0.00	0.00	11,150.00
10853	Transfer From Reserve	Asbestos Removal & Replacement(O)	0.00	0.00	50,000.00	0.00	50,000.00
11761	Transfer From Reserve	Abbey Beach Boat Ramp Toilets(O)	0.00	0.00	8,533.00	0.00	8,533.00
12331	Transfer From Reserve	Smiths Beach New Public Toilet(C)	0.00	0.00	250,000.00	0.00	0.00
12795	Transfer From Reserve	Busselton Depot CCTV & Electronic Gate(C)	0.00	8,584.00	16,259.00	8,584.00	16,259.00
12796	Transfer From Reserve	Depot Training Room (C)	0.00	60,302.00	75,000.00	60,302.00	75,000.00
12798	Transfer From Reserve	High Street Hall (C)	8,145.45	8,145.00	10,500.00	8,145.00	10,500.00
12800	Transfer From Reserve	Old Courthouse Complex Renewal (C)	0.00	9,500.00	102,853.00	9,500.00	102,853.00
12939	Transfer From Reserve	Administration Building- 2-16 Southern Drive(C)	0.00	0.00	45,000.00	0.00	45,000.00
12940	Transfer From Reserve	Depot Building-Busselton((C)	41,550.85	41,551.00	270,000.00	41,551.00	270,000.00
12947	Transfer From Reserve	Old Court House(O)	0.00	0.00	79,200.00	0.00	79,200.00
14942	Transfer From Reserve	Lions Park Shopping Centre Toilets (C)	0.00	0.00	250,000.00	0.00	250,000.00
14943	Transfer From Reserve	Changing Places Accessable Ablutions (C)	0.00	623.00	100,000.00	623.00	100,000.00
15063	Transfer From Reserve	NCC - Les Mills Pump Rack (C)	7,789.13	7,789.00	8,000.00	7,789.00	8,000.00
15064	Transfer From Reserve	GLC Cafe Double Fridge (C)	0.00	0.00	20,000.00	0.00	20,000.00
15074	Transfer From Reserve	Vasse Toilet (C)	0.00	0.00	125,000.00	0.00	125,000.00
<i>Building Reserve Closing Balance</i>			(7,555,523.89)	(7,305,069.37)	(5,702,265.14)	(7,305,069.37)	(5,941,115.14)
<b>1007 - Busselton Area Drainage and Waterways Improvement Reserve</b>							
10904	Opening Balance	Other General Purpose Funding(O)	(134,559.27)	(134,559.27)	(134,559.27)	(134,559.27)	(134,559.27)
10904	Interest Earned	Other General Purpose Funding(O)	1,090.34	0.00	0.00	0.00	0.00
10904	Transfer From Reserve	Other General Purpose Funding(O)	133,468.93	134,559.27	134,559.27	134,559.27	134,559.27
<i>Busselton Area Drainage and Waterways Improvement Reserve Closing Balance</i>			0.00	0.00	0.00	0.00	0.00
<b>1008 - Busselton Community Resource Centre Reserve</b>							
10904	Opening Balance	Other General Purpose Funding(O)	(531,460.32)	(531,460.32)	(531,460.32)	(531,460.32)	(531,460.32)
10904	Interest Earned	Other General Purpose Funding(O)	4,337.70	0.00	0.00	0.00	0.00
10904	Transfer From Reserve	Other General Purpose Funding(O)	527,122.62	531,460.32	531,460.32	531,460.32	531,460.32
<i>Busselton Community Resource Centre Reserve Closing Balance</i>			0.00	0.00	0.00	0.00	0.00
<b>1009 - Busselton Foreshore Reserve</b>							
10904	Opening Balance	Other General Purpose Funding(O)	(13,115.45)	(13,115.45)	(13,115.45)	(13,115.45)	(13,115.45)
10904	Interest Earned	Other General Purpose Funding(O)	106.28	0.00	0.00	0.00	0.00
10904	Transfer From Reserve	Other General Purpose Funding(O)	13,009.17	13,115.45	13,115.45	13,115.45	13,115.45
<i>Busselton Foreshore Reserve Closing Balance</i>			0.00	0.00	0.00	0.00	0.00
<b>1010 - Busselton Jetty Tourist Park Reserve</b>							
10904	Opening Balance	Other General Purpose Funding(O)	(1,971,964.57)	(1,971,964.57)	(1,971,964.57)	(1,971,964.57)	(1,971,964.57)
10904	Interest Earned	Other General Purpose Funding(O)	(94,863.78)	(39,522.24)	(52,696.38)	(39,522.24)	(52,696.38)
10297	Transfer To Reserve	Busselton Jetty Tourist Park(O)	(340,449.30)	(340,449.30)	(453,932.50)	(340,449.30)	(453,932.50)
11040	Transfer From Reserve	Economic and Business Development(O)	0.00	149,344.00	149,344.00	149,344.00	149,344.00
12868	Transfer From Reserve	Busselton Jetty Tourist Park - Cabin Replacement/Upgrade (C)	0.00	0.00	540,000.00	0.00	540,000.00
12870	Transfer From Reserve	Busselton Jetty Tourist Park- Replace Holden Colorado 4x4(C)	0.00	25,000.00	25,000.00	25,000.00	25,000.00
12872	Transfer From Reserve	Busselton Jetty Tourist Park - Battery Powered Mule (C)	0.00	0.00	30,000.00	0.00	30,000.00
<i>Busselton Jetty Tourist Park Reserve Closing Balance</i>			(2,407,277.65)	(2,177,592.11)	(1,734,249.45)	(2,177,592.11)	(1,734,249.45)
<b>1011 - Busselton Library Building Reserve</b>							
10904	Opening Balance	Other General Purpose Funding(O)	(155,509.60)	(155,509.60)	(155,509.60)	(155,509.60)	(155,509.60)
10904	Interest Earned	Other General Purpose Funding(O)	1,217.70	0.00	0.00	0.00	0.00
10904	Transfer From Reserve	Other General Purpose Funding(O)	154,291.90	155,509.60	155,509.60	155,509.60	155,509.60
<i>Busselton Library Building Reserve Closing Balance</i>			0.00	0.00	0.00	0.00	0.00
<b>1012 - CBD Enhancement Reserve</b>							
10904	Opening Balance	Other General Purpose Funding(O)	(9,195.11)	(9,195.11)	(9,195.11)	(9,195.11)	(9,195.11)
10904	Interest Earned	Other General Purpose Funding(O)	36.36	0.00	0.00	0.00	0.00
10904	Transfer From Reserve	Other General Purpose Funding(O)	9,158.75	9,195.11	9,195.11	9,195.11	9,195.11
<i>CBD Enhancement Reserve Closing Balance</i>			0.00	0.00	0.00	0.00	0.00



**City of Busselton Reserve Movements**  
**For Period Ended 31 March 2023**

Project Number	Transaction Type	Project Description	YTD Actual	YTD Budget	Budget Original	YTD BudgetA	Budget Amended
<b>1013 - Cemetery Reserve</b>							
10904	Opening Balance	Other General Purpose Funding(O)	(365,556.55)	(365,556.55)	(365,556.55)	(365,556.55)	(365,556.55)
10904	Interest Earned	Other General Purpose Funding(O)	2,933.49	0.00	0.00	0.00	0.00
10904	Transfer From Reserve	Other General Purpose Funding(O)	362,623.06	365,556.55	365,556.55	365,556.55	365,556.55
<i>Cemetery Reserve Closing Balance</i>			0.00	0.00	0.00	0.00	0.00
<b>1014 - City Car Parking and Access Reserve</b>							
10904	Opening Balance	Other General Purpose Funding(O)	(1,436,683.08)	(1,436,683.08)	(1,436,683.08)	(1,436,683.08)	(1,436,683.08)
10904	Interest Earned	Other General Purpose Funding(O)	(54,178.70)	(43,831.53)	(58,442.00)	(43,831.53)	(58,442.00)
10027	Transfer To Reserve	Asset Management Administration(O)	(130,195.53)	(130,195.53)	(173,594.00)	(130,195.53)	(173,594.00)
10904	Transfer From Reserve	Other General Purpose Funding(O)	250,000.00	250,000.00	250,000.00	250,000.00	250,000.00
14815	Transfer From Reserve	Carpark Hotel Site 2(C)	0.00	108,116.00	192,546.00	108,116.00	192,546.00
14873	Transfer From Reserve	Forrest Beach Horse Float Carparking Area(C)	0.00	0.00	194,446.00	0.00	194,446.00
14874	Transfer From Reserve	Disabled Parking Bays BussForeshore (Old ennisCourt)(C)	0.00	0.00	10,000.00	0.00	10,000.00
14875	Transfer From Reserve	Eagle Bay Boat Ramp Parking off Fern Road(C)	30,000.00	0.00	30,000.00	0.00	0.00
14876	Transfer From Reserve	Eagle Crescent on road parking - Eagle Bay(C)	13,966.73	37,000.00	37,000.00	37,000.00	37,000.00
14877	Transfer From Reserve	Rotary Park Stage 1 - Design, permits and clearing(C)	0.00	0.00	20,000.00	0.00	20,000.00
14878	Transfer From Reserve	Senior Citizens Universal Access Parking(C)	0.00	46,650.00	57,892.74	46,650.00	57,892.74
<i>City Car Parking and Access Reserve Closing Balance</i>			(1,327,090.58)	(1,168,944.14)	(876,834.34)	(1,168,944.14)	(906,834.34)
<b>1015 - Civic and Administration Building Reserve</b>							
10904	Opening Balance	Other General Purpose Funding(O)	(900,462.52)	(900,462.52)	(900,462.52)	(900,462.52)	(900,462.52)
10904	Interest Earned	Other General Purpose Funding(O)	7,140.23	0.00	0.00	0.00	0.00
10904	Transfer From Reserve	Other General Purpose Funding(O)	893,322.29	900,462.52	900,462.52	900,462.52	900,462.52
<i>Civic and Administration Building Reserve Closing Balance</i>			0.00	0.00	0.00	0.00	0.00
<b>1016 - Coastal and Climate Adaptation Reserve</b>							
10904	Opening Balance	Other General Purpose Funding(O)	(1,194,818.65)	(1,194,818.65)	(1,194,818.65)	(1,194,818.65)	(1,194,818.65)
10904	Interest Earned	Other General Purpose Funding(O)	(70,078.01)	(15,535.35)	(20,713.84)	(15,535.35)	(20,713.84)
10027	Transfer To Reserve	Asset Management Administration(O)	(858,710.25)	(858,710.25)	(1,144,947.00)	(858,710.25)	(1,144,947.00)
12811	Transfer From Reserve	Sand Re-Nourishment(O)	0.00	0.00	110,000.00	0.00	110,000.00
12873	Transfer From Reserve	Coastal Protection - Beach Monitoring Year 10 (O)	0.00	0.00	53,300.00	0.00	53,300.00
12875	Transfer From Reserve	Coastal Protection - Coastal Structures Inspections and R(O)	0.00	0.00	6,664.00	0.00	6,664.00
14736	Transfer From Reserve	PACP Coastal Grant Projects(O)	0.00	145,863.00	1,324,521.00	145,863.00	1,324,521.00
14929	Transfer From Reserve	Coastal Adaptation and Protection Plan(O)	0.00	0.00	142,000.00	0.00	142,000.00
15193	Transfer From Reserve	Coastal Stabilisation (CERMP2223-010) (C)	0.00	0.00	0.00	0.00	40,000.00
<i>Coastal and Climate Adaptation Reserve Closing Balance</i>			(2,123,606.91)	(1,923,201.25)	(723,994.49)	(1,923,201.25)	(683,994.49)
<b>1017 - Commonage Community Facilities Dunsborough Lakes South Res</b>							
10904	Opening Balance	Other General Purpose Funding(O)	(76,996.33)	(76,996.33)	(76,996.33)	(76,996.33)	(76,996.33)
10904	Interest Earned	Other General Purpose Funding(O)	623.91	0.00	0.00	0.00	0.00
10904	Transfer From Reserve	Other General Purpose Funding(O)	76,372.42	76,996.33	76,996.33	76,996.33	76,996.33
<i>Commonage Community Facilities Dunsborough Lakes South Res Closing Balance</i>			0.00	0.00	0.00	0.00	0.00
<b>1018 - Commonage Community Facilities South Biddle Precinct Reserve</b>							
10904	Opening Balance	Other General Purpose Funding(O)	(938,927.52)	(938,927.52)	(938,927.52)	(938,927.52)	(938,927.52)
10904	Interest Earned	Other General Purpose Funding(O)	746.24	(32,078.16)	(42,770.88)	(32,078.16)	(42,770.88)
10904	Transfer From Reserve	Other General Purpose Funding(O)	938,181.28	0.00	0.00	971,005.68	981,698.40
<i>Commonage Community Facilities South Biddle Precinct Reserve Closing Balance</i>			0.00	(971,005.68)	(981,698.40)	0.00	0.00
<b>1019 - Commonage Precinct Bushfire Facilities Reserve</b>							
10904	Opening Balance	Other General Purpose Funding(O)	(60,709.28)	(60,709.28)	(60,709.28)	(60,709.28)	(60,709.28)
10904	Interest Earned	Other General Purpose Funding(O)	48.24	(2,074.14)	(2,765.50)	(2,074.14)	(2,765.50)
10904	Transfer From Reserve	Other General Purpose Funding(O)	60,661.04	63,475.00	0.00	126,258.42	63,474.78
15067	Transfer From Reserve	Commonage Fire Facility (C)	0.00	0.00	40,000.00	0.00	0.00
<i>Commonage Precinct Bushfire Facilities Reserve Closing Balance</i>			0.00	691.58	(23,474.78)	63,475.00	0.00
<b>1020 - Commonage Precinct Infrastructure Road Reserve</b>							
10904	Opening Balance	Other General Purpose Funding(O)	(844.18)	(844.18)	(844.18)	(844.18)	(844.18)
			0.00	0.00	0.00	0.00	0.00
10904	Transfer From Reserve	Other General Purpose Funding(O)	837.34	844.18	844.18	844.18	844.18
<i>Commonage Precinct Infrastructure Road Reserve Closing Balance</i>			0.00	0.00	0.00	0.00	0.00
<b>1021 - Community Facilities - Airport North</b>							
10904	Opening Balance	Other General Purpose Funding(O)	(3,282,875.59)	(3,282,875.59)	(3,282,875.59)	(3,282,875.59)	(3,282,875.59)
10904	Interest Earned	Other General Purpose Funding(O)	2,609.12	(116,243.37)	(154,991.14)	(116,243.37)	(154,991.14)
11026	Transfer To Reserve	Planning and Development Management(O)	0.00	(89,028.00)	(118,704.00)	(89,028.00)	(118,704.00)
10904	Transfer From Reserve	Other General Purpose Funding(O)	3,358,932.88	0.00	0.00	3,399,118.96	3,437,866.73
11026	Transfer From Reserve	Planning and Development Management(O)	0.00	0.00	0.00	89,028.00	118,704.00
<i>Community Facilities - Airport North Closing Balance</i>			0.00	(3,488,146.96)	(3,556,570.73)	0.00	0.00
<b>1022 - Community Facilities - Broadwater</b>							
10904	Opening Balance	Other General Purpose Funding(O)	(275,330.68)	(275,330.68)	(275,330.68)	(275,330.68)	(275,330.68)
10904	Interest Earned	Other General Purpose Funding(O)	(939.46)	(7,531.47)	(10,041.91)	(7,531.47)	(10,041.91)
11026	Transfer To Reserve	Planning and Development Management(O)	0.00	(12,197.25)	(16,263.00)	(12,197.25)	(16,263.00)
10904	Transfer From Reserve	Other General Purpose Funding(O)	276,270.14	285,373.00	0.00	568,235.15	285,372.59
11026	Transfer From Reserve	Planning and Development Management(O)	0.00	0.00	0.00	12,197.25	16,263.00
<i>Community Facilities - Broadwater Closing Balance</i>			0.00	(9,686.40)	(301,635.59)	285,373.00	0.00

**City of Busseton Reserve Movements**  
**For Period Ended 31 March 2023**

Project Number	Transaction Type	Project Description	YTD Actual	YTD Budget	Budget Original	YTD BudgetA	Budget Amended
<b>1023 - Community Facilities - Busseton</b>							
10904	Opening Balance	Other General Purpose Funding(O)	(101,930.40)	(101,930.40)	(101,930.40)	(101,930.40)	(101,930.40)
10904	Interest Earned	Other General Purpose Funding(O)	(7,421.96)	(3,382.65)	(4,510.19)	(3,382.65)	(4,510.19)
11026	Transfer To Reserve	Planning and Development Management(O)	0.00	(16,572.78)	(22,097.00)	(16,572.78)	(22,097.00)
10904	Transfer From Reserve	Other General Purpose Funding(O)	109,352.36	106,441.00	0.00	211,754.05	106,440.59
11026	Transfer From Reserve	Planning and Development Management(O)	0.00	0.00	0.00	16,572.78	22,097.00
14909	Transfer From Reserve	Lou Weston Basketball System upgrades (C)	0.00	0.00	32,000.00	0.00	0.00
14914	Transfer From Reserve	Lou Weston Playground Equipment Renewal(C)	0.00	0.00	60,000.00	0.00	0.00
<i>Community Facilities - Busseton Closing Balance</i>			0.00	(15,444.83)	(36,537.59)	106,441.00	0.00
<b>1024 - Community Facilities - City District</b>							
10904	Opening Balance	Other General Purpose Funding(O)	(1,320,534.07)	(1,320,534.07)	(1,320,534.07)	(1,320,534.07)	(1,320,534.07)
10904	Interest Earned	Other General Purpose Funding(O)	1,357.01	(28,115.55)	(37,487.44)	(28,115.55)	(37,487.44)
10904	Transfer To Reserve	Other General Purpose Funding(O)	(55,139.38)	0.00	0.00	0.00	0.00
11026	Transfer To Reserve	Planning and Development Management(O)	0.00	(268,011.00)	(357,348.00)	(268,011.00)	(357,348.00)
10642	Transfer From Reserve	Dunsborough Lakes Sporting Precinct-Pavilion/Changeroom F(C)	0.00	0.00	95,350.00	0.00	0.00
10765	Transfer From Reserve	Foreshore Busseton - High Street to Carey Street(C)	0.00	0.00	50,000.00	0.00	0.00
10904	Transfer From Reserve	Other General Purpose Funding(O)	1,374,316.44	0.00	0.00	1,588,545.07	1,677,882.07
10952	Transfer From Reserve	Possum Park Barnard East Upgrade(C)	0.00	0.00	30,000.00	0.00	0.00
11026	Transfer From Reserve	Planning and Development Management(O)	0.00	0.00	0.00	28,115.55	37,487.44
12382	Transfer From Reserve	Rails to Trails - Continuation of Implementation Plan(C)	0.00	0.00	105,000.00	0.00	0.00
12850	Transfer From Reserve	Dunsborough Lakes Sporting Precinct (Stage 1) - Planning (C)	0.00	0.00	150,000.00	0.00	0.00
14915	Transfer From Reserve	Busseton Foreshore disability carousel renewal(C)	0.00	0.00	45,000.00	0.00	0.00
<i>Community Facilities - City District Closing Balance</i>			0.00	(1,616,660.62)	(1,240,019.51)	(0.00)	0.00
<b>1025 - Community Facilities - Dunsborough</b>							
10904	Opening Balance	Other General Purpose Funding(O)	(523,252.41)	(523,252.41)	(523,252.41)	(523,252.41)	(523,252.41)
10904	Interest Earned	Other General Purpose Funding(O)	415.87	(17,445.24)	(23,260.34)	(17,445.24)	(23,260.34)
11026	Transfer To Reserve	Planning and Development Management(O)	0.00	(26,256.78)	(35,009.00)	(26,256.78)	(35,009.00)
10766	Transfer From Reserve	Foreshore Yallingup Capital(C)	0.00	0.00	20,000.00	0.00	0.00
10904	Transfer From Reserve	Other General Purpose Funding(O)	522,836.54	0.00	0.00	540,697.65	546,512.75
11026	Transfer From Reserve	Planning and Development Management(O)	0.00	0.00	0.00	26,256.78	35,009.00
12528	Transfer From Reserve	Dunsborough Town Centre/ Foreshore(C)	0.00	0.00	30,000.00	0.00	0.00
14903	Transfer From Reserve	Centennial Park Irrigation renewal(C)	0.00	0.00	125,000.00	0.00	0.00
14916	Transfer From Reserve	Dunsborough Foreshore disability carousel renewal(C)	0.00	0.00	45,000.00	0.00	0.00
<i>Community Facilities - Dunsborough Closing Balance</i>			0.00	(566,954.43)	(361,521.75)	(0.00)	0.00
<b>1026 - Community Facilities - Dunsborough Lakes Estate</b>							
10904	Opening Balance	Other General Purpose Funding(O)	(900,385.65)	(900,385.65)	(900,385.65)	(900,385.65)	(900,385.65)
10904	Interest Earned	Other General Purpose Funding(O)	715.59	(9,987.84)	(13,317.08)	(9,987.84)	(13,317.08)
10642	Transfer From Reserve	Dunsborough Lakes Sporting Precinct-Pavilion/Changeroom F(C)	0.00	0.00	375,596.00	0.00	0.00
10904	Transfer From Reserve	Other General Purpose Funding(O)	899,670.06	0.00	0.00	910,373.49	913,702.73
12407	Transfer From Reserve	Dunsborough Lakes Sporting Precinct (Stage 1)(C)	0.00	0.00	201,426.00	0.00	0.00
<i>Community Facilities - Dunsborough Lakes Estate Closing Balance</i>			0.00	(910,373.49)	(336,680.73)	0.00	0.00
<b>1027 - Community Facilities - Geographe</b>							
10904	Opening Balance	Other General Purpose Funding(O)	(156,185.31)	(156,185.31)	(156,185.31)	(156,185.31)	(156,185.31)
10904	Interest Earned	Other General Purpose Funding(O)	124.11	(5,272.65)	(7,030.20)	(5,272.65)	(7,030.20)
10904	Transfer To Reserve	Other General Purpose Funding(O)	(1,132.57)	0.00	0.00	0.00	0.00
11026	Transfer To Reserve	Planning and Development Management(O)	0.00	(8,176.50)	(10,902.00)	(8,176.50)	(10,902.00)
10904	Transfer From Reserve	Other General Purpose Funding(O)	157,193.77	163,216.00	0.00	324,673.96	163,215.51
11026	Transfer From Reserve	Planning and Development Management(O)	0.00	0.00	0.00	8,176.50	10,902.00
<i>Community Facilities - Geographe Closing Balance</i>			(0.00)	(6,418.46)	(174,117.51)	163,216.00	0.00
<b>1028 - Community Facilities - Port Geographe</b>							
10904	Opening Balance	Other General Purpose Funding(O)	(364,198.33)	(364,198.33)	(364,198.33)	(364,198.33)	(364,198.33)
10904	Interest Earned	Other General Purpose Funding(O)	289.44	(12,442.77)	(16,590.32)	(12,442.77)	(16,590.32)
10904	Transfer From Reserve	Other General Purpose Funding(O)	363,908.89	380,789.00	0.00	757,430.10	380,788.65
<i>Community Facilities - Port Geographe Closing Balance</i>			0.00	4,147.90	(380,788.65)	380,789.00	0.00
<b>1029 - Community Facilities - Vasse</b>							
10904	Opening Balance	Other General Purpose Funding(O)	(108,013.75)	(108,013.75)	(108,013.75)	(108,013.75)	(108,013.75)
10904	Interest Earned	Other General Purpose Funding(O)	92.30	0.00	0.00	0.00	0.00
10904	Transfer To Reserve	Other General Purpose Funding(O)	0.00	0.00	(8,717.00)	0.00	(8,717.00)
10904	Transfer From Reserve	Other General Purpose Funding(O)	107,921.45	116,731.00	0.00	224,744.75	116,730.75
12849	Transfer From Reserve	Sport Oval Lighting - Vasse Ovals(C)	0.00	0.00	116,731.00	0.00	0.00
<i>Community Facilities - Vasse Closing Balance</i>			0.00	8,717.25	0.25	116,731.00	0.00
<b>1030 - Corporate IT Systems Reserve</b>							
10904	Opening Balance	Other General Purpose Funding(O)	(329,864.57)	(329,864.57)	(329,864.57)	(329,864.57)	(329,864.57)
10904	Interest Earned	Other General Purpose Funding(O)	(33,472.76)	(2,557.62)	(3,410.22)	(2,557.62)	(3,410.22)
10027	Transfer To Reserve	Asset Management Administration(O)	(599,053.14)	(599,053.14)	(798,737.64)	(599,053.14)	(798,737.64)
10904	Transfer To Reserve	Other General Purpose Funding(O)	(97,084.09)	(97,863.46)	(97,863.46)	(97,863.46)	(97,863.46)
12876	Transfer From Reserve	ICT Services - Equipment & Software Purchases(C)	47,593.80	190,800.00	792,506.00	190,800.00	792,506.00
<i>Corporate IT Systems Reserve Closing Balance</i>			(1,011,880.76)	(838,538.79)	(437,369.89)	(838,538.79)	(437,369.89)
<b>1031 - Debt Default Reserve</b>							
10904	Interest Earned	Other General Purpose Funding(O)	857.24	0.00	0.00	0.00	0.00
10904	Transfer To Reserve	Other General Purpose Funding(O)	(857.24)	0.00	0.00	0.00	0.00
<i>Debt Default Reserve Closing Balance</i>			0.00	0.00	0.00	0.00	0.00
<b>1032 - Election, Value and Corporate Expense Reserve</b>							
10904	Opening Balance	Other General Purpose Funding(O)	(401,440.34)	(401,440.34)	(401,440.34)	(401,440.34)	(401,440.34)
10904	Interest Earned	Other General Purpose Funding(O)	(19,783.95)	(11,146.50)	(14,862.02)	(11,146.50)	(14,862.02)
10830	Transfer To Reserve	Members of Council(O)	(110,099.97)	(110,099.97)	(146,800.00)	(110,099.97)	(146,800.00)
10830	Transfer From Reserve	Members of Council(O)	0.00	180,000.00	180,000.00	180,000.00	180,000.00
<i>Election, Value and Corporate Expense Reserve Closing Balance</i>			(531,324.26)	(342,686.81)	(383,102.36)	(342,686.81)	(383,102.36)



**City of Busselton Reserve Movements**  
**For Period Ended 31 March 2023**

Project Number	Transaction Type	Project Description	YTD Actual	YTD Budget	Budget Original	YTD BudgetA	Budget Amended
<b>1033 - Emergency Disaster Recovery Reserve</b>							
10904	Opening Balance	Other General Purpose Funding(O)	(97,863.46)	(97,863.46)	(97,863.46)	(97,863.46)	(97,863.46)
10904	Interest Earned	Other General Purpose Funding(O)	779.37	0.00	0.00	0.00	0.00
10904	Transfer From Reserve	Other General Purpose Funding(O)	97,084.09	97,863.46	97,863.46	97,863.46	97,863.46
<i>Emergency Disaster Recovery Reserve Closing Balance</i>			<b>0.00</b>	0.00	0.00	0.00	0.00
<b>1034 - Energy Sustainability Reserve</b>							
10904	Opening Balance	Other General Purpose Funding(O)	(247,224.49)	(247,224.49)	(247,224.49)	(247,224.49)	(247,224.49)
10904	Interest Earned	Other General Purpose Funding(O)	2,230.55	0.00	0.00	0.00	0.00
10904	Transfer From Reserve	Other General Purpose Funding(O)	244,993.94	247,224.49	247,224.49	247,224.49	247,224.49
<i>Energy Sustainability Reserve Closing Balance</i>			<b>0.00</b>	0.00	0.00	0.00	0.00
<b>1035 - Footpath and Cycleways Reserve</b>							
10904	Opening Balance	Other General Purpose Funding(O)	(1,726,462.66)	(1,726,462.66)	(1,726,462.66)	(1,726,462.66)	(1,726,462.66)
10904	Interest Earned	Other General Purpose Funding(O)	(95,984.98)	(44,033.85)	(58,711.80)	(44,033.85)	(58,711.80)
10027	Transfer To Reserve	Asset Management Administration(O)	(1,006,844.22)	(1,006,844.22)	(1,342,459.00)	(1,006,844.22)	(1,342,459.00)
10027	Transfer From Reserve	Asset Management Administration(O)	0.00	16,199.28	21,599.00	16,199.28	21,599.00
10741	Transfer From Reserve	Busselton CBD Footpath Renewal(C)	0.00	398.00	54,585.00	398.00	54,585.00
10903	Transfer From Reserve	DAIP - Disability Access(C)	7,006.99	7,007.00	30,000.00	7,007.00	30,000.00
11986	Transfer From Reserve	Causeway Road Shared Path(C)	0.00	30,000.00	0.00	30,000.00	30,000.00
11998	Transfer From Reserve	Kaloorup Road(C)	0.00	60,000.00	0.00	60,000.00	60,000.00
12816	Transfer From Reserve	Coastal Principled Shares Path (C)	0.00	3,454.00	70,488.00	3,454.00	70,488.00
14814	Transfer From Reserve	Townscape Works Busselton(C)	0.00	0.00	100,000.00	0.00	100,000.00
14876	Transfer From Reserve	Eagle Cresnet on road parking - Eagle Bay(C)	0.00	23,000.00	0.00	23,000.00	23,000.00
14887	Transfer From Reserve	Coastal Shared Path - Forth St to Holgate(C)	0.00	2,402.00	230,000.00	2,402.00	230,000.00
14888	Transfer From Reserve	Bay View Street - Bussell Hwy to Dorset Street(C)	0.00	70,658.00	126,198.00	70,658.00	126,198.00
14889	Transfer From Reserve	Queen St - Queen St & Prince St Roundabout Zebra Cross(C)	0.00	0.00	16,000.00	0.00	16,000.00
14890	Transfer From Reserve	Carey St - Kent Street and Harris to Peel(C)	0.00	0.00	113,886.00	0.00	113,886.00
14891	Transfer From Reserve	Adelaide Street - Lot 11 to Stanley St(C)	0.00	4,592.00	56,430.06	4,592.00	56,430.06
14892	Transfer From Reserve	Peron Avenue - Chester Way to Pimlea Parade(C)	0.00	0.00	147,000.00	0.00	147,000.00
14893	Transfer From Reserve	Bay View Cresnet - Curtis Bay Lot 62 to Lot 4(C)	0.00	3,450.00	55,000.00	3,450.00	55,000.00
14894	Transfer From Reserve	Telstra Park - Lot 4 Naturaliste Terrace(C)	0.00	17,673.00	20,000.00	17,673.00	20,000.00
14895	Transfer From Reserve	Vincent Street to Geographe Bay Road (Reserve 44343)(C)	0.00	548.00	400,000.00	548.00	400,000.00
14896	Transfer From Reserve	Dunsborough Lakes Drive - Caves Road(C)	0.00	14,704.00	15,000.00	14,704.00	15,000.00
14897	Transfer From Reserve	Naturaliste Terrace Footbridge Renewal #6017 Lot 254(C)	0.00	4,325.00	110,000.00	4,325.00	110,000.00
14899	Transfer From Reserve	Feasability Study -Dunsborough to Yallingup(O)	0.00	0.00	10,000.00	0.00	10,000.00
14905	Transfer From Reserve	GLC Footpath NIB (C)	0.00	8,284.00	20,000.00	8,284.00	20,000.00
15071	Transfer From Reserve	Upgrade Wagin Gardens Footpath Access (C)	20,000.00	20,000.00	20,000.00	20,000.00	20,000.00
15072	Transfer From Reserve	Upgrade Harris Rd POS Access (C)	10,000.00	10,000.00	10,000.00	10,000.00	10,000.00
<i>Footpath and Cycleways Reserve Closing Balance</i>			<b>(2,792,284.87)</b>	(2,480,646.45)	(1,501,447.40)	(2,480,646.45)	(1,388,447.40)
<b>1036 - Furniture and Equipment Reserve</b>							
10904	Opening Balance	Other General Purpose Funding(O)	(483,155.93)	(483,155.93)	(483,155.93)	(483,155.93)	(483,155.93)
10904	Interest Earned	Other General Purpose Funding(O)	(22,978.75)	(1,895.04)	(2,526.78)	(1,895.04)	(2,526.78)
10027	Transfer To Reserve	Asset Management Administration(O)	(110,126.97)	(110,126.97)	(146,836.00)	(110,126.97)	(146,836.00)
12876	Transfer From Reserve	ICT Services - Equipment & Software Purchases(C)	0.00	172,991.00	172,991.00	172,991.00	172,991.00
12878	Transfer From Reserve	Naturaliste Community Centre (NCC) - Purchase Office Furn(C)	0.00	0.00	20,000.00	0.00	8,850.00
14730	Transfer From Reserve	Geographe Leisure Centre Fitness Equipment(C)	0.00	0.00	18,160.00	0.00	18,160.00
14927	Transfer From Reserve	Dunsborough Depot(C)	0.00	18,961.00	21,300.00	18,961.00	21,300.00
14939	Transfer From Reserve	Ice Machine (C)	14,128.00	10,000.00	10,000.00	10,000.00	10,000.00
15082	Transfer From Reserve	Administration Building Furniture& Equipment C)	0.00	4,143.00	15,000.00	4,143.00	15,000.00
15088	Transfer From Reserve	Busselton Depot Building Furniture & Equipment (C)	0.00	0.00	10,813.00	0.00	10,813.00
<i>Furniture and Equipment Reserve Closing Balance</i>			<b>(602,133.65)</b>	(389,082.94)	(364,254.71)	(389,082.94)	(375,404.71)
<b>1037 - Geographe Leisure Centre Building (GLC) Reserve</b>							
10904	Opening Balance	Other General Purpose Funding(O)	(232,470.11)	(232,470.11)	(232,470.11)	(232,470.11)	(232,470.11)
10904	Interest Earned	Other General Purpose Funding(O)	3,399.96	0.00	0.00	0.00	0.00
10904	Transfer From Reserve	Other General Purpose Funding(O)	229,070.15	232,470.11	232,470.11	232,470.11	232,470.11
<i>Geographe Leisure Centre Building (GLC) Reserve Closing Balance</i>			<b>0.00</b>	0.00	0.00	0.00	0.00
<b>1038 - Jetty Reserve</b>							
10904	Opening Balance	Other General Purpose Funding(O)	(7,345,734.77)	(7,345,734.77)	(7,345,734.77)	(7,345,734.77)	(7,345,734.77)
10904	Interest Earned	Other General Purpose Funding(O)	(338,664.45)	(239,068.35)	(318,757.80)	(239,068.35)	(318,757.80)
10027	Transfer To Reserve	Asset Management Administration(O)	(257,425.47)	(257,425.47)	(343,234.00)	(257,425.47)	(343,234.00)
10048	Transfer To Reserve	Busselton Jetty(O)	(644,081.94)	(644,081.94)	(858,776.00)	(644,081.94)	(858,776.00)
10160	Transfer To Reserve	Equinox Cafe(O)	(71,945.82)	(71,945.82)	(95,927.79)	(71,945.82)	(95,927.79)
10161	Transfer To Reserve	Goose Cafe(O)	(39,880.44)	(39,880.44)	(53,173.90)	(39,880.44)	(53,173.90)
10162	Transfer To Reserve	Micro Brewery Building(O)	(72,536.49)	(72,536.49)	(96,715.27)	(72,536.49)	(96,715.27)
11704	Transfer To Reserve	Busselton Tennis Club Building (Old)(O)	(19,481.22)	(19,481.22)	(25,974.96)	(19,481.22)	(25,974.96)
11798	Transfer To Reserve	Hotel Site 2(O)	(28,422.36)	(28,422.36)	(37,896.49)	(28,422.36)	(37,896.49)
10048	Transfer From Reserve	Busselton Jetty(O)	0.00	1,828,444.00	1,828,444.00	1,828,444.00	1,828,444.00
<i>Jetty Reserve Closing Balance</i>			<b>(8,818,172.96)</b>	(6,890,132.86)	(7,347,746.98)	(6,890,132.86)	(7,347,746.98)
<b>1039 - Jetty Self Insurance Reserve</b>							
10904	Opening Balance	Other General Purpose Funding(O)	(672,757.83)	(672,757.83)	(672,757.83)	(672,757.83)	(672,757.83)
10904	Interest Earned	Other General Purpose Funding(O)	(30,212.86)	(22,946.31)	(30,595.12)	(22,946.31)	(30,595.12)
10048	Transfer To Reserve	Busselton Jetty(O)	(61,071.66)	(61,071.66)	(81,428.88)	(61,071.66)	(81,428.88)
<i>Jetty Self Insurance Reserve Closing Balance</i>			<b>(764,042.35)</b>	(756,775.80)	(784,781.83)	(756,775.80)	(784,781.83)
<b>1040 - Joint Venture Aged Housing Reserve (Harris/Winderup)</b>							
10904	Opening Balance	Other General Purpose Funding(O)	(1,656,730.67)	(1,656,730.67)	(1,656,730.67)	(1,656,730.67)	(1,656,730.67)
10904	Interest Earned	Other General Purpose Funding(O)	(70,860.07)	(57,645.45)	(76,860.56)	(57,645.45)	(76,860.56)
11683	Transfer To Reserve	Harris Road Aged Housing(O)	0.00	0.00	(78,865.00)	0.00	(78,865.00)
11685	Transfer To Reserve	Winderup Villas Aged Housing(O)	0.00	0.00	(188,862.00)	0.00	(188,862.00)
12231	Transfer From Reserve	Aged Housing Capital Improvements - Harris Road(C)	0.00	22,000.00	22,000.00	22,000.00	22,000.00
12233	Transfer From Reserve	Aged Housing Capital Improvements - Winderup(C)	0.00	4,950.00	40,000.00	4,950.00	40,000.00
<i>Joint Venture Aged Housing Reserve (Harris/Winderup) Closing Balance</i>			<b>(1,727,590.74)</b>	(1,687,426.12)	(1,939,318.23)	(1,687,426.12)	(1,939,318.23)

**City of Busselton Reserve Movements**  
**For Period Ended 31 March 2023**

Project Number	Transaction Type	Project Description	YTD Actual	YTD Budget	Budget Original	YTD BudgetA	Budget Amended
<b>1041 - Legal Expenses Reserve</b>							
10904	Opening Balance	Other General Purpose Funding(O)	(579,578.14)	(579,578.14)	(579,578.14)	(579,578.14)	(579,578.14)
10904	Interest Earned	Other General Purpose Funding(O)	(24,046.22)	(22,456.89)	(29,942.55)	(22,456.89)	(29,942.55)
10824	Transfer From Reserve	Legal Services(O)	0.00	150,000.00	150,000.00	150,000.00	150,000.00
<i>Legal Expenses Reserve Closing Balance</i>			(603,624.36)	(452,035.03)	(459,520.69)	(452,035.03)	(459,520.69)
<b>1042 - Locke Estate Reserve</b>							
10904	Opening Balance	Other General Purpose Funding(O)	(171,194.44)	(171,194.44)	(171,194.44)	(171,194.44)	(171,194.44)
10904	Interest Earned	Other General Purpose Funding(O)	(9,847.32)	(5,906.79)	(7,875.71)	(5,906.79)	(7,875.71)
10180	Transfer To Reserve	Locke Estate(O)	(47,999.97)	(47,999.97)	(64,000.00)	(47,999.97)	(64,000.00)
<i>Locke Estate Reserve Closing Balance</i>			(229,041.73)	(225,101.20)	(243,070.15)	(225,101.20)	(243,070.15)
<b>1043 - Long Service Leave Reserve</b>							
10904	Opening Balance	Other General Purpose Funding(O)	(3,940,671.00)	(3,940,671.00)	(3,940,671.00)	(3,940,671.00)	(3,940,671.00)
10904	Interest Earned	Other General Purpose Funding(O)	(170,434.98)	(135,232.11)	(180,309.50)	(135,232.11)	(180,309.50)
10810	Transfer To Reserve	Human Resources & Payroll(O)	(337,500.00)	(337,500.00)	(450,000.00)	(337,500.00)	(450,000.00)
10027	Transfer From Reserve	Asset Management Administration(O)	0.00	0.00	12,260.11	0.00	12,260.11
10041	Transfer From Reserve	Building Services(O)	0.00	0.00	9,938.47	0.00	9,938.47
10179	Transfer From Reserve	Youth Services(O)	0.00	0.00	16,684.91	0.00	16,684.91
10461	Transfer From Reserve	Geographie Leisure Centre(O)	0.00	0.00	27,411.93	0.00	27,411.93
10671	Transfer From Reserve	Development Compliance Services(O)	0.00	0.00	13,586.55	0.00	13,586.55
10678	Transfer From Reserve	Customer Services(O)	0.00	0.00	16,091.57	0.00	16,091.57
10704	Transfer From Reserve	Infrastructure and Environment Support(O)	0.00	0.00	31,653.94	0.00	31,653.94
10705	Transfer From Reserve	Engineering and Facilities Management(O)	0.00	0.00	21,641.27	0.00	21,641.27
10706	Transfer From Reserve	Engineering Services Design PWOH(O)	0.00	0.00	5,566.32	0.00	5,566.32
10710	Transfer From Reserve	Environmental Health Services Administration(O)	0.00	0.00	4,154.91	0.00	4,154.91
10711	Transfer From Reserve	Environmental Management Administration(O)	0.00	0.00	25,859.80	0.00	25,859.80
10733	Transfer From Reserve	Financial Services(O)	0.00	0.00	3,058.55	0.00	3,058.55
10790	Transfer From Reserve	Governance and Risk Services(O)	0.00	0.00	43,568.98	0.00	43,568.98
10824	Transfer From Reserve	Legal Services(O)	0.00	0.00	2,765.74	0.00	2,765.74
10901	Transfer From Reserve	Civil Infrastructure Management PWOH(O)	0.00	0.00	26,903.12	0.00	26,903.12
10902	Transfer From Reserve	Civil Infrastructure Works PWOH(O)	0.00	0.00	165,812.59	0.00	165,812.59
10905	Transfer From Reserve	Other Law, Order & Public Safety(O)	0.00	0.00	40,201.91	0.00	40,201.91
11026	Transfer From Reserve	Planning and Development Management(O)	0.00	0.00	10,138.26	0.00	10,138.26
11027	Transfer From Reserve	Community Planning Support(O)	0.00	0.00	16,151.22	0.00	16,151.22
11124	Transfer From Reserve	Stakeholder Relations(O)	0.00	0.00	4,927.23	0.00	4,927.23
11126	Transfer From Reserve	Rates Administration(O)	0.00	0.00	20,525.25	0.00	20,525.25
12258	Transfer From Reserve	Statutory Planning(O)	0.00	0.00	6,224.28	0.00	6,224.28
<i>Long Service Leave Reserve Closing Balance</i>			(4,448,605.98)	(4,413,403.11)	(4,045,853.59)	(4,413,403.11)	(4,045,853.59)
<b>1044 - Major Traffic Improvements Reserve</b>							
10904	Opening Balance	Other General Purpose Funding(O)	(1,574,755.62)	(1,574,755.62)	(1,574,755.62)	(1,574,755.62)	(1,574,755.62)
10904	Interest Earned	Other General Purpose Funding(O)	12,539.71	0.00	0.00	0.00	0.00
10904	Transfer From Reserve	Other General Purpose Funding(O)	1,562,215.91	1,574,755.62	1,574,755.62	1,574,755.62	1,574,755.62
<i>Major Traffic Improvements Reserve Closing Balance</i>			0.00	0.00	0.00	0.00	0.00
<b>1045 - Events, Marketing and Business Development Reserve</b>							
10904	Opening Balance	Other General Purpose Funding(O)	(393,497.06)	(393,497.06)	(393,497.06)	(393,497.06)	(393,497.06)
10904	Interest Earned	Other General Purpose Funding(O)	(40,394.48)	(8,559.63)	(11,412.81)	(8,559.63)	(11,412.81)
10188	Transfer To Reserve	Events and Culture(O)	(1,099,755.81)	(1,099,755.81)	(1,466,341.00)	(1,099,755.81)	(1,466,341.00)
10022	Transfer From Reserve	Saltwater (O)	0.00	0.00	100,000.00	0.00	100,000.00
10188	Transfer From Reserve	Events and Culture(O)	0.00	1,661,401.00	1,661,401.00	1,661,401.00	1,661,401.00
14729	Transfer From Reserve	Events Furniture & Equipment(C)	0.00	0.00	5,138.00	0.00	5,138.00
<i>Events, Marketing and Business Development Reserve Closing Balance</i>			(1,533,647.35)	159,588.50	(104,711.87)	159,588.50	(104,711.87)
<b>1046 - Naturaliste Community Centre Building (NCC) Reserve</b>							
10904	Opening Balance	Other General Purpose Funding(O)	(233,942.56)	(233,942.56)	(233,942.56)	(233,942.56)	(233,942.56)
10904	Interest Earned	Other General Purpose Funding(O)	1,975.57	0.00	0.00	0.00	0.00
10904	Transfer From Reserve	Other General Purpose Funding(O)	231,966.99	233,942.56	233,942.56	233,942.56	233,942.56
<i>Naturaliste Community Centre Building (NCC) Reserve Closing Balance</i>			0.00	0.00	0.00	0.00	0.00
<b>1047 - New Infrastructure Development Reserve</b>							
10904	Opening Balance	Other General Purpose Funding(O)	(756,383.73)	(756,383.73)	(756,383.73)	(756,383.73)	(756,383.73)
10904	Interest Earned	Other General Purpose Funding(O)	(113,071.40)	(7,887.06)	(10,516.10)	(7,887.06)	(10,516.10)
10904	Transfer To Reserve	Other General Purpose Funding(O)	(1,609,434.07)	(1,602,782.00)	(1,602,782.00)	(1,602,782.00)	(1,602,782.00)
10904	Transfer From Reserve	Other General Purpose Funding(O)	(250,000.00)	(250,000.00)	(250,000.00)	(250,000.00)	(250,000.00)
12407	Transfer From Reserve	Dunsborough Lakes Sporting Precinct (Stage 1)(C)	0.00	160.00	358,778.00	160.00	358,778.00
15073	Transfer From Reserve	Lot 9020 Dunsborough (C)	0.00	360,980.00	900,000.00	360,980.00	900,000.00
<i>New Infrastructure Development Reserve Closing Balance</i>			(2,728,889.20)	(2,255,912.79)	(1,360,903.83)	(2,255,912.79)	(1,360,903.83)

**City of Busselton Reserve Movements**  
**For Period Ended 31 March 2023**

Project Number	Transaction Type	Project Description	YTD Actual	YTD Budget	Budget Original	YTD BudgetA	Budget Amended
<b>1048 - Other Infrastructure Reserve</b>							
10904	Opening Balance	Other General Purpose Funding(O)	(721,867.25)	(721,867.25)	(721,867.25)	(721,867.25)	(721,867.25)
10904	Interest Earned	Other General Purpose Funding(O)	(65,632.57)	(22,189.68)	(29,586.24)	(22,189.68)	(29,586.24)
10027	Transfer To Reserve	Asset Management Administration(O)	(596,729.25)	(596,729.25)	(795,639.00)	(596,729.25)	(795,639.00)
10904	Transfer To Reserve	Other General Purpose Funding(O)	(403,782.22)	(496,980.00)	(496,980.00)	(496,980.00)	(496,980.00)
10027	Transfer From Reserve	Asset Management Administration(O)	0.00	0.00	21,600.00	0.00	21,600.00
10157	Transfer From Reserve	Busselton Cemetery(O)	0.00	72,303.00	72,303.00	72,303.00	72,303.00
10158	Transfer From Reserve	Dunsborough Cemetery(O)	0.00	0.00	25,620.00	0.00	25,620.00
10159	Transfer From Reserve	Pioneer Cemetery(O)	0.00	0.00	6,240.00	0.00	6,240.00
10251	Transfer From Reserve	LED Street Light Replacement Program(O)	0.00	0.00	90,000.00	0.00	90,000.00
10700	Transfer From Reserve	Dunsborough Cemetery(C)	0.00	0.00	21,276.00	0.00	21,276.00
11024	Transfer From Reserve	Pioneer Cemetery - Implement Conservation Plan(C)	0.00	319.00	21,276.00	319.00	21,276.00
12815	Transfer From Reserve	North Street Drainage Works(C)	70,780.80	183,638.00	231,149.00	183,638.00	231,149.00
14811	Transfer From Reserve	RBFS Old Dunsborough Boat Ramp Scour Protection (C)	0.00	0.00	8,310.00	0.00	8,310.00
14879	Transfer From Reserve	Busselton LIA Drainage Investigation & Design(C)	31,749.97	31,750.00	50,000.00	31,750.00	50,000.00
14880	Transfer From Reserve	Chapman Street Mitigate private property inundation(C)	0.00	84,036.00	250,000.00	84,036.00	250,000.00
14881	Transfer From Reserve	Dunsborough Lakes Drive No 69/71(C)	0.00	239.00	112,215.00	239.00	112,215.00
14882	Transfer From Reserve	Dunsborough Lakes Condition inspection & Design(C)	0.00	15,920.00	50,000.00	15,920.00	50,000.00
14883	Transfer From Reserve	Carey Street Drainage Renewals(C)	10,524.58	40,977.00	252,893.58	40,977.00	252,893.58
14884	Transfer From Reserve	Depuch Close - Eagle Bay(C)	68,856.02	68,856.00	76,472.88	68,856.00	76,472.88
14885	Transfer From Reserve	Heppingstone & Hale Street intersection(C)	0.00	7,650.00	33,718.37	7,650.00	33,718.37
14886	Transfer From Reserve	Hester Street Drainage Renewal SLK0.33 (C)	0.00	5,749.00	18,026.81	5,749.00	18,026.81
14900	Transfer From Reserve	Metricup Cemetery - Paths & Ashes itemment(C)	0.00	209.00	10,000.00	209.00	10,000.00
14945	Transfer From Reserve	WSUD Improv Drainage Outlets and Catchments(C)	0.00	3,000.00	30,000.00	3,000.00	30,000.00
<i>Other Infrastructure Reserve Closing Balance</i>			(1,606,099.92)	(1,323,120.18)	(662,971.85)	(1,323,120.18)	(662,971.85)
<b>1049 - Parks and Reserves Reserve</b>							
10904	Opening Balance	Other General Purpose Funding(O)	(1,349,337.86)	(1,349,337.86)	(1,349,337.86)	(1,349,337.86)	(1,349,337.86)
10904	Interest Earned	Other General Purpose Funding(O)	(81,288.82)	(17,946.00)	(23,927.98)	(17,946.00)	(23,927.98)
10027	Transfer To Reserve	Asset Management Administration(O)	(1,030,713.75)	(1,030,713.75)	(1,374,285.00)	(1,030,713.75)	(1,374,285.00)
10904	Transfer To Reserve	Other General Purpose Funding(O)	(13,009.17)	(13,115.00)	(13,115.00)	(13,115.00)	(13,115.00)
10831	Transfer From Reserve	Rotary Park / War Memorial Relocation(C)	127,837.83	375,000.00	375,000.00	375,000.00	375,000.00
10953	Transfer From Reserve	Youth Skate Park(C)	0.00	3,103.00	20,000.00	3,103.00	20,000.00
10963	Transfer From Reserve	Minor Capital Improvements, Fencing, Seating, Lighting et(C)	0.00	2,200.00	40,000.00	2,200.00	40,000.00
10967	Transfer From Reserve	New Shade Sails - multiple locations (C)	0.00	110.00	265,165.00	110.00	265,165.00
11034	Transfer From Reserve	Dunsborough Non-Potable Water Network(C)	0.00	0.00	0.00	0.00	29,183.00
11035	Transfer From Reserve	Park Furniture Renewals - Replace aged & unsafe Equip(C)	0.00	14,953.00	55,000.00	14,953.00	55,000.00
12251	Transfer From Reserve	Cricket Nets & Wickets (C)	0.00	8,752.00	30,000.00	8,752.00	30,000.00
12267	Transfer From Reserve	Busselton Townscape Street Furniture Renewals (C)	0.00	0.00	40,000.00	0.00	40,000.00
12511	Transfer From Reserve	Dunsborough - BMX / Skatebowl(C)	0.00	6,259.00	10,000.00	6,259.00	10,000.00
12821	Transfer From Reserve	Churchill Park - Main Oval Renewal (C)	73,648.60	154,840.00	550,000.00	154,840.00	590,880.00
14904	Transfer From Reserve	Beach Shower/Water Fountain Up& Ren (C)	0.00	9,952.00	20,000.00	9,952.00	20,000.00
14906	Transfer From Reserve	Dunsborough Oval Skatepark Lighting Renewal(C)	0.00	110.00	70,000.00	110.00	70,000.00
14907	Transfer From Reserve	Busselton Foreshore - Annual Renewals (C)	0.00	20,891.00	50,000.00	20,891.00	50,000.00
14908	Transfer From Reserve	Dunsborough Town Centre & Foreshore - Annual Renewals (C)	0.00	15,696.00	30,000.00	15,696.00	30,000.00
14910	Transfer From Reserve	Seymour Park - Replacement of Decking(C)	47,782.80	48,663.00	50,600.00	48,663.00	50,600.00
14911	Transfer From Reserve	Jarraahwood Playground Equipment Renewal(C)	0.00	0.00	26,000.00	0.00	26,000.00
14912	Transfer From Reserve	Newtown Oval New Playground Equipment(C)	0.00	0.00	15,000.00	0.00	15,000.00
14913	Transfer From Reserve	Heron Place - New New Playground Equipment(C)	0.00	220.00	10,000.00	220.00	10,000.00
14917	Transfer From Reserve	Meelup Regional Park - Capital Projects(C)	80,814.94	80,815.00	178,000.00	80,815.00	178,000.00
14918	Transfer From Reserve	BBQ Placement and Replacement(C)	0.00	0.00	30,000.00	0.00	30,000.00
14919	Transfer From Reserve	Beach Access stairs (C)	0.00	0.00	55,000.00	0.00	55,000.00
14944	Transfer From Reserve	Busselton Works Depot Parks & Gardens Product Bays(C)	0.00	0.00	20,000.00	0.00	20,000.00
<i>Parks and Reserves Reserve Closing Balance</i>			(2,144,265.43)	(1,669,548.61)	(820,900.84)	(1,669,548.61)	(750,837.84)
<b>1050 - Performing Arts and Convention Centre Reserve</b>							
10904	Opening Balance	Other General Purpose Funding(O)	(2,467,332.55)	(2,467,332.55)	(2,467,332.55)	(2,467,332.55)	(2,467,332.55)
10904	Interest Earned	Other General Purpose Funding(O)	(105,268.43)	(87,554.16)	(116,738.87)	(87,554.16)	(116,738.87)
<i>Performing Arts and Convention Centre Reserve Closing Balance</i>			(2,572,600.98)	(2,554,886.71)	(2,584,071.42)	(2,554,886.71)	(2,584,071.42)

**City of Busselton Reserve Movements**  
**For Period Ended 31 March 2023**

Project Number	Transaction Type	Project Description	YTD Actual	YTD Budget	Budget Original	YTD BudgetA	Budget Amended
<b>1051 - Plant Replacement Reserve</b>							
10904	Opening Balance	Other General Purpose Funding(O)	(2,364,208.70)	(2,364,208.70)	(2,364,208.70)	(2,364,208.70)	(2,364,208.70)
10904	Interest Earned	Other General Purpose Funding(O)	(116,974.98)	(16,115.13)	(21,486.82)	(16,115.13)	(21,486.82)
10027	Transfer To Reserve	Asset Management Administration(O)	(841,291.29)	(841,291.29)	(1,121,721.71)	(841,291.29)	(1,121,721.71)
10448	Transfer From Reserve	Miscellaneous Plant & Equipment(O)	0.00	0.00	18,720.00	0.00	18,720.00
12881	Transfer From Reserve	HINO FD1024 Beavertail Truck (Turf) (C)	0.00	0.00	80,000.00	0.00	80,000.00
12882	Transfer From Reserve	Isuzu NPR65-190 Single Cab (Turf) (C)	0.00	0.00	80,000.00	0.00	80,000.00
12884	Transfer From Reserve	KUBOTA F3690 OUTFRONT MOWER (C)	0.00	21,200.00	21,200.00	21,200.00	21,200.00
12885	Transfer From Reserve	KUBOTA F3690 OUTFRONT MOWER (C)	0.00	21,200.00	21,200.00	21,200.00	21,200.00
12886	Transfer From Reserve	Brush / Tree Chipper (C)	0.00	0.00	100,000.00	0.00	100,000.00
12887	Transfer From Reserve	Plant Purchases (P11) - Redexim Easyspread 1600 Sand Spre(C)	0.00	0.00	19,200.00	0.00	19,200.00
12888	Transfer From Reserve	HINO FS2848 Tipper Truck (C&M) (C)	0.00	0.00	230,000.00	0.00	230,000.00
12890	Transfer From Reserve	Caterpillar CS56 Roller (C&M) (C)	0.00	0.00	130,000.00	0.00	130,000.00
12892	Transfer From Reserve	ISUZU FVZ1400 Tipper Truck (C&M) (C)	0.00	0.00	230,000.00	0.00	230,000.00
12894	Transfer From Reserve	Nissan Xtrail ST-L 2WD (Strategic Planning Coord) (C)	0.00	0.00	18,000.00	0.00	18,000.00
12895	Transfer From Reserve	NISSAN X-TRAIL ST-L 2WD SUV (ASSET MGMT COORD) (C)	0.00	0.00	18,000.00	0.00	18,000.00
12896	Transfer From Reserve	Facilities Operational Ute(C)	0.00	23,000.00	23,000.00	23,000.00	23,000.00
12897	Transfer From Reserve	ISUZU D-MAX SX 4X2 SINGLE CAB UTILITY (IRRIGATION) (C)	0.00	0.00	31,000.00	0.00	31,000.00
12898	Transfer From Reserve	MINIBUS TRITON 4X2 SINGLE CAB UTE (P&G) (C)	0.00	0.00	31,000.00	0.00	31,000.00
12899	Transfer From Reserve	Construction & Maintenance Ute (C)	0.00	27,000.00	27,000.00	27,000.00	27,000.00
12900	Transfer From Reserve	TOYOTA HILUX DUAL CAB 4X4 (CONST SUPERVISOR) (C)	0.00	0.00	25,000.00	0.00	25,000.00
12901	Transfer From Reserve	TOYOTA HILUX DUAL CAB 4X4 (MTC SUPERVISOR) (C)	0.00	0.00	25,000.00	0.00	25,000.00
12902	Transfer From Reserve	Manager Governance & Corp Services Vehicle (C)	0.00	20,000.00	20,000.00	20,000.00	20,000.00
12904	Transfer From Reserve	Plant Purchases (P11) - Minor Plant (P&G) (C)	0.00	0.00	13,000.00	0.00	13,000.00
12906	Transfer From Reserve	Plant Purchases (P12) - Minor Plant (C&M) (C)	0.00	0.00	18,500.00	0.00	18,500.00
12908	Transfer From Reserve	Program 12 - Minor Plant (Workshop) (C)	0.00	0.00	10,000.00	0.00	10,000.00
12948	Transfer From Reserve	TOYOTA HILUX SR 4X4 DUAL CAB UTILITY (BMO) (C)	0.00	25,000.00	25,000.00	25,000.00	25,000.00
14744	Transfer From Reserve	MINIBUS TRITON 4X4 (MGR REG SERV) (C)	0.00	21,500.00	21,500.00	21,500.00	21,500.00
14818	Transfer From Reserve	Wheeled 20t excavator Inc. Accessories(C )	0.00	0.00	485,000.00	0.00	485,000.00
14819	Transfer From Reserve	Positrak (Cat 299) with Accessories (C)	0.00	0.00	250,000.00	0.00	250,000.00
14820	Transfer From Reserve	Trailer for Towing Positrak & Traffic Lights(C )	0.00	0.00	40,000.00	0.00	40,000.00
14821	Transfer From Reserve	Trailer Traffic Lights x 2 (and Sign Cones)(C )	0.00	43,090.00	45,000.00	43,090.00	45,000.00
14842	Transfer From Reserve	HINO CREW CAB TIPPER TRUCK (C)	0.00	77,540.00	77,540.00	77,540.00	77,540.00
14954	Transfer From Reserve	MINIBUS TRITON 4x2 SINGLE CAB (C)	0.00	76.00	25,000.00	76.00	25,000.00
15004	Transfer From Reserve	HUSQVARN RC318T RIDE ON MOWER (C)	0.00	0.00	15,000.00	0.00	15,000.00
15006	Transfer From Reserve	HINO 917 CREW CAB (C&M) (C)	0.00	0.00	80,000.00	0.00	80,000.00
15008	Transfer From Reserve	ISUZU NPR400 CREW CAB (C&M) (C)	0.00	0.00	80,000.00	0.00	80,000.00
15013	Transfer From Reserve	HINO GH1728 AUTO TRUCK (C&M) (C)	0.00	0.00	350,000.00	0.00	350,000.00
15016	Transfer From Reserve	HINO GF1628 REAR TIPPING TRUCK (P&G) (C)	0.00	0.00	100,000.00	0.00	100,000.00
15018	Transfer From Reserve	TORO 4010D GROUNDMASTER MOWER (P&G) (C)	0.00	0.00	130,000.00	0.00	130,000.00
15023	Transfer From Reserve	ISUZU DMAX 4X2 SINGLE CAB (P&G) FORESHORE IRRIGATION (C)	0.00	0.00	31,000.00	0.00	31,000.00
15025	Transfer From Reserve	TOYOTA HILUX 4X4 EXTRA CAB UTILITY (IRRIGATION) (C)	0.00	0.00	34,000.00	0.00	34,000.00
15028	Transfer From Reserve	FORD RANGER 4X4 DUAL CAB UTE (CESM) (C)	0.00	61.00	35,000.00	61.00	35,000.00
15032	Transfer From Reserve	SUBARU OUTBACK 2.5i PREMIUM WAGON (C)	0.00	0.00	20,000.00	0.00	20,000.00
15034	Transfer From Reserve	SUBARU OUTBACK AWD WAGON (RANGERS CO-ORDINATOR) (C)	0.00	20,000.00	20,000.00	20,000.00	20,000.00
15036	Transfer From Reserve	SUBARU OUTBACK 2.5i AWD PREMIUM (MGR CULTURE & EVENTS) (C)	0.00	20,000.00	20,000.00	20,000.00	20,000.00
15038	Transfer From Reserve	MAZDA CX9 FWD SUV (Director CCS) (C)	0.00	25,000.00	25,000.00	25,000.00	25,000.00
15040	Transfer From Reserve	SUBARU OUTBACK AWD (Director PDS) (C)	0.00	0.00	25,000.00	0.00	25,000.00
15042	Transfer From Reserve	Nissan X-Trail Ti 4x4 SUV (Mgr Fin Serv) (C)	0.00	0.00	20,000.00	0.00	20,000.00
15045	Transfer From Reserve	Toyota Fortuner GX 4x4 SUV (Mgr Eng Tech Srv) (C)	0.00	0.00	20,000.00	0.00	20,000.00
15048	Transfer From Reserve	SUBARU FORESTER 2.5i-S AWD (MGR DEV SERV) (C)	0.00	20,000.00	20,000.00	20,000.00	20,000.00
15050	Transfer From Reserve	NISSAN X TRAIL STL 4X4 SUV (LIESURE CENTRES COORD) (C)	0.00	0.00	18,000.00	0.00	18,000.00
15052	Transfer From Reserve	MINIBUS TRITON 4X4 (MGR REG SERV) (C)	0.00	18,000.00	18,000.00	18,000.00	18,000.00
15065	Transfer From Reserve	Differential GPS (C)	17,310.45	17,310.00	20,000.00	17,310.00	20,000.00
<i>Plant Replacement Reserve Closing Balance</i>			(3,305,164.52)	(2,821,638.12)	(267,557.23)	(2,821,638.12)	(267,557.23)
<b>1052 - Port Geographe Development Reserve (Council)</b>							
10904	Opening Balance	Other General Purpose Funding(O)	(67,299.13)	(67,299.13)	(67,299.13)	(67,299.13)	(67,299.13)
10904	Interest Earned	Other General Purpose Funding(O)	(4,394.35)	(1,368.45)	(1,824.61)	(1,368.45)	(1,824.61)
10325	Transfer To Reserve	Port Geographe(O)	(78,721.83)	(78,721.83)	(104,962.40)	(78,721.83)	(104,962.40)
10086	Transfer From Reserve	Pedestrian Bridge (Port Geographe)(O)	0.00	70,088.22	93,451.00	70,088.22	93,451.00
14901	Transfer From Reserve	Port Geographe POS Retaining Wall Renewals(C)	0.00	13,885.00	53,000.00	13,885.00	53,000.00
<i>Port Geographe Development Reserve (Council) Closing Balance</i>			(150,415.31)	(63,416.19)	(27,635.14)	(63,416.19)	(27,635.14)
<b>1053 - Port Geographe Waterways Management (SAR) Reserve</b>							
10904	Opening Balance	Other General Purpose Funding(O)	(3,051,048.60)	(3,051,048.60)	(3,051,048.60)	(3,051,048.60)	(3,051,048.60)
10904	Interest Earned	Other General Purpose Funding(O)	(131,761.62)	(102,656.97)	(136,875.96)	(102,656.97)	(136,875.96)
10325	Transfer To Reserve	Port Geographe(O)	(185,738.22)	(185,738.22)	(247,651.00)	(185,738.22)	(247,651.00)
10325	Transfer From Reserve	Port Geographe(O)	0.00	264,545.00	406,169.00	264,545.00	406,169.00
<i>Port Geographe Waterways Management (SAR) Reserve Closing Balance</i>			(3,368,548.44)	(3,074,898.79)	(3,029,406.56)	(3,074,898.79)	(3,029,406.56)
<b>1054 - Professional Development Reserve</b>							
10904	Opening Balance	Other General Purpose Funding(O)	(161,394.93)	(161,394.93)	(161,394.93)	(161,394.93)	(161,394.93)
10904	Interest Earned	Other General Purpose Funding(O)	(6,885.89)	(5,499.45)	(7,332.63)	(5,499.45)	(7,332.63)
10810	Transfer From Reserve	Human Resources & Payroll(O)	0.00	0.00	50,000.00	0.00	50,000.00
<i>Professional Development Reserve Closing Balance</i>			(168,280.82)	(166,894.38)	(118,727.56)	(166,894.38)	(118,727.56)
<b>1055 - Provenance Landscape Maintenance (SAR) Reserve</b>							
10904	Opening Balance	Other General Purpose Funding(O)	(1,524,829.18)	(1,524,829.18)	(1,524,829.18)	(1,524,829.18)	(1,524,829.18)
10904	Interest Earned	Other General Purpose Funding(O)	(68,517.41)	(48,101.94)	(64,135.96)	(48,101.94)	(64,135.96)
10966	Transfer To Reserve	Provenance SAR Area General Improvements to the Area(C)	(154,440.72)	(154,440.72)	(205,921.00)	(154,440.72)	(205,921.00)
10289	Transfer From Reserve	Almond Green Park (Provenance)(O)	0.00	0.00	43,168.00	0.00	43,168.00
10291	Transfer From Reserve	Avignon Park (Provenance)(O)	0.00	0.00	15,203.00	0.00	15,203.00
10311	Transfer From Reserve	Lavender Park (Provenance)(O)	0.00	0.00	11,949.00	0.00	11,949.00
10429	Transfer From Reserve	Streetscape Medians (Provenance)(O)	0.00	0.00	26,544.00	0.00	26,544.00
10966	Transfer From Reserve	Provenance SAR Area General Improvements to the Area(C)	0.00	160,000.00	160,000.00	160,000.00	160,000.00
11725	Transfer From Reserve	Yalyalup Half Court(O)	0.00	0.00	770.00	0.00	770.00
<i>Provenance Landscape Maintenance (SAR) Reserve Closing Balance</i>			(1,747,787.31)	(1,567,371.84)	(1,537,252.14)	(1,567,371.84)	(1,537,252.14)

**City of Busselton Reserve Movements**  
**For Period Ended 31 March 2023**

Project Number	Transaction Type	Project Description	YTD Actual	YTD Budget	Budget Original	YTD BudgetA	Budget Amended
<b>1056 - Public Art Reserve</b>							
10904	Opening Balance	Other General Purpose Funding(O)	(272,932.87)	(272,932.87)	(272,932.87)	(272,932.87)	(272,932.87)
10904	Interest Earned	Other General Purpose Funding(O)	75.71	(1,647.63)	(2,196.88)	(1,647.63)	(2,196.88)
10904	Transfer From Reserve	Other General Purpose Funding(O)	272,857.16	275,130.00	0.00	549,710.50	275,129.75
15059	Transfer From Reserve	Sculpture By The Bay (C)	0.00	0.00	12,000.00	0.00	0.00
Public Art Reserve Closing Balance			0.00	549.50	(263,129.75)	275,130.00	0.00
<b>1057 - Railway House Building Reserve (50%)</b>							
10904	Opening Balance	Other General Purpose Funding(O)	(89,584.83)	(89,584.83)	(89,584.83)	(89,584.83)	(89,584.83)
10904	Interest Earned	Other General Purpose Funding(O)	709.70	0.00	0.00	0.00	0.00
10904	Transfer From Reserve	Other General Purpose Funding(O)	88,875.13	89,584.83	89,584.83	89,584.83	89,584.83
Railway House Building Reserve (50%) Closing Balance			0.00	0.00	0.00	0.00	0.00
<b>1058 - Road Reserve</b>							
10904	Opening Balance	Other General Purpose Funding(O)	(2,164,710.31)	(2,164,710.31)	(2,164,710.31)	(2,164,710.31)	(2,164,710.31)
10904	Interest Earned	Other General Purpose Funding(O)	(211,745.94)	(61,937.19)	(82,582.80)	(61,937.19)	(82,582.80)
10027	Transfer To Reserve	Asset Management Administration(O)	(2,766,652.47)	(2,766,652.47)	(3,688,870.00)	(2,766,652.47)	(3,688,870.00)
10904	Transfer To Reserve	Other General Purpose Funding(O)	(1,562,215.91)	(1,574,756.00)	(1,574,756.00)	(1,574,756.00)	(1,574,756.00)
11193	Transfer From Reserve	Wilyabrup Road Resheet(C)	80,643.00	80,643.00	80,643.00	80,643.00	80,643.00
11199	Transfer From Reserve	Bussell Highway(C)	150,000.00	661,348.00	678,321.00	661,348.00	678,321.00
11987	Transfer From Reserve	Caves Road (C)	0.00	0.00	17,043.00	0.00	17,043.00
12005	Transfer From Reserve	Payne Road(C)	374,633.33	530,219.00	638,055.00	530,219.00	638,055.00
12611	Transfer From Reserve	North Jindong Road(C)	128,578.31	292,600.00	292,600.00	292,600.00	292,600.00
12827	Transfer From Reserve	Commonage Road(C)	82,906.90	269,500.00	269,500.00	269,500.00	269,500.00
12842	Transfer From Reserve	Nuttman Road (C)	50,425.60	50,426.00	54,724.00	50,426.00	54,724.00
12845	Transfer From Reserve	General Design / Modelling Works (O)	0.00	0.00	312,000.00	0.00	312,000.00
14817	Transfer From Reserve	Road Access Seal - Busselton Animal care facility(C)	0.00	211.00	49,766.00	211.00	49,766.00
14850	Transfer From Reserve	Cook Street - Asphalt Overlay SLK 0.39 to 1.25 (C)	0.00	282,492.00	351,573.55	282,492.00	291,573.55
14851	Transfer From Reserve	Strelly Street - Rehabilitation SLK 0.05 to 1.2 (C)	9,970.22	101,136.00	240,000.00	101,136.00	240,000.00
14852	Transfer From Reserve	North Jindong Road - Prelims and Land Acq SLK 0 to 0 (C)	0.00	353.00	12,000.00	353.00	12,000.00
14853	Transfer From Reserve	Jalbarragup Road - Reseal SLK 0 to 10.75 (C)	150,000.00	100,000.00	600,000.00	100,000.00	600,000.00
14854	Transfer From Reserve	Boallia Road - Recon and Widening SLK 1.5 to 2.3 (C)	433,529.59	449,187.00	553,832.39	449,187.00	553,832.39
14855	Transfer From Reserve	Vasse Yallingup Siding Road - Design only SLK 0 to 0 (C)	0.00	0.00	16,500.00	0.00	16,500.00
14856	Transfer From Reserve	Peron Avenue - Asphalt Overlay SLK 0.17 to 0.76 (C)	0.00	128,592.00	450,030.00	128,592.00	450,030.00
14857	Transfer From Reserve	West Street - Rehabilitation SLK 1.02 to 1.15 (C)	0.00	100,000.00	181,000.00	0.00	0.00
14858	Transfer From Reserve	Artisan Street - Asphalt Overlay SLK 0.02 to 0.16 (C)	0.00	25,899.00	46,151.72	25,899.00	36,973.72
14859	Transfer From Reserve	Kershaw Street - Asphalt Overlay SLK 0 to 0.25 (C)	0.00	50,446.00	69,270.94	50,446.00	50,445.94
14860	Transfer From Reserve	Thornbill Court - Asphalt Overlay SLK 0 to 0.08 (C)	0.00	0.00	20,662.00	0.00	20,662.00
14861	Transfer From Reserve	Grevillea Cove - Asphalt Overlay SLK 0 to 0.08 (C)	0.00	0.00	22,243.00	0.00	22,243.00
14862	Transfer From Reserve	Baudin Street - Asphalt Overlay SLK 0 to 0.1 (C)	0.00	843.00	95,132.00	843.00	95,132.00
14863	Transfer From Reserve	Commorant Court - Asphalt Overlay SLK 0 to 0.08 (C)	0.00	0.00	23,616.00	0.00	23,616.00
14864	Transfer From Reserve	Sugarloaf Road - Second Coat Seal SLK 0 to 0 (C)	0.00	0.00	66,521.00	0.00	66,521.00
14865	Transfer From Reserve	Yallingup Beach Road - Reseal SLK 0 to 0.19 (C)	0.00	24,805.00	30,698.22	24,805.00	30,698.22
14866	Transfer From Reserve	Old Vasse Highway - Reseal SLK 0 to 1.83 (C)	0.00	0.00	13,535.16	0.00	13,535.16
15085	Transfer From Reserve	Jalbarragup Road New Shoulders (C)	31,852.14	200,000.00	200,000.00	200,000.00	200,000.00
15103	Transfer From Reserve	Prince Street Laneway(C)	0.00	28,003.00	0.00	28,003.00	28,003.00
15108	Transfer From Reserve	Bussell Highway Resurfacing SLK 0 to 3.8 (C)	0.00	178,734.00	0.00	278,734.00	181,000.00
15194	Transfer From Reserve	Chapman Hill Road [State Blackspot Prg] (C)	0.00	0.00	0.00	0.00	16,000.00
Road Reserve Closing Balance			(5,212,785.54)	(3,012,618.97)	(2,125,501.13)	(3,012,618.97)	(2,169,501.13)
<b>1059 - Sick Pay Incentive Reserve</b>							
10904	Opening Balance	Other General Purpose Funding(O)	(79,316.37)	(79,316.37)	(79,316.37)	(79,316.37)	(79,316.37)
10904	Interest Earned	Other General Purpose Funding(O)	(3,360.33)	(2,250.00)	(3,000.02)	(2,250.00)	(3,000.02)
Sick Pay Incentive Reserve Closing Balance			(82,676.70)	(81,566.37)	(82,316.39)	(81,566.37)	(82,316.39)
<b>1060 - Strategic Projects Reserve</b>							
10904	Opening Balance	Other General Purpose Funding(O)	(3,032,416.03)	(3,032,416.03)	(3,032,416.03)	(3,032,416.03)	(3,032,416.03)
10904	Interest Earned	Other General Purpose Funding(O)	(129,841.88)	(86,338.80)	(115,118.44)	(86,338.80)	(115,118.44)
10830	Transfer To Reserve	Members of Council(O)	(18,749.97)	(18,749.97)	(25,000.00)	(18,749.97)	(25,000.00)
12847	Transfer From Reserve	Purchase Sues Road(C)	454,545.00	454,545.00	500,000.00	454,545.00	500,000.00
Strategic Projects Reserve Closing Balance			(2,726,462.88)	(2,682,959.80)	(2,672,534.47)	(2,682,959.80)	(2,672,534.47)
<b>1061 - Vasse Newtown Landscape Maintenance (SAR) Reserve</b>							
10904	Opening Balance	Other General Purpose Funding(O)	(615,196.44)	(615,196.44)	(615,196.44)	(615,196.44)	(615,196.44)
10904	Interest Earned	Other General Purpose Funding(O)	(28,540.98)	(18,405.72)	(24,540.99)	(18,405.72)	(24,540.99)
10969	Transfer To Reserve	Vasse SAR Area General Improvements to the Area(C)	(151,543.44)	(151,543.44)	(202,058.00)	(151,543.44)	(202,058.00)
10286	Transfer From Reserve	Southern Wetland - Bush Area Lot 2007 (Newtown)(O)	0.00	0.00	3,353.00	0.00	3,353.00
10317	Transfer From Reserve	Southern Wetland - Heritage Park Lot 2013 (Newtown)(O)	0.00	0.00	4,836.00	0.00	4,836.00
10372	Transfer From Reserve	Northern POS (Newtown)(O)	0.00	0.00	24,318.00	0.00	24,318.00
10428	Transfer From Reserve	Streetscape Medians (Newtown)(O)	0.00	0.00	25,292.00	0.00	25,292.00
10969	Transfer From Reserve	Vasse SAR Area General Improvements to the Area(C)	0.00	70,000.00	70,000.00	70,000.00	70,000.00
11541	Transfer From Reserve	East Central (Wakeham Circle Newtown)(O)	0.00	0.00	12,645.00	0.00	12,645.00
11809	Transfer From Reserve	West Central (Elijah Circle Newtown)(O)	0.00	0.00	26,342.00	0.00	26,342.00
Vasse Newtown Landscape Maintenance (SAR) Reserve Closing Balance			(795,280.86)	(715,145.60)	(675,009.43)	(715,145.60)	(675,009.43)
<b>1062 - Vasse Sports Pavilion Building Reserve</b>							
10904	Opening Balance	Other General Purpose Funding(O)	(2,405.91)	(2,405.91)	(2,405.91)	(2,405.91)	(2,405.91)
10904	Interest Earned	Other General Purpose Funding(O)	19.04	0.00	0.00	0.00	0.00
10904	Transfer From Reserve	Other General Purpose Funding(O)	2,386.87	2,405.91	2,405.91	2,405.91	2,405.91
Vasse Sports Pavilion Building Reserve Closing Balance			0.00	0.00	0.00	0.00	0.00

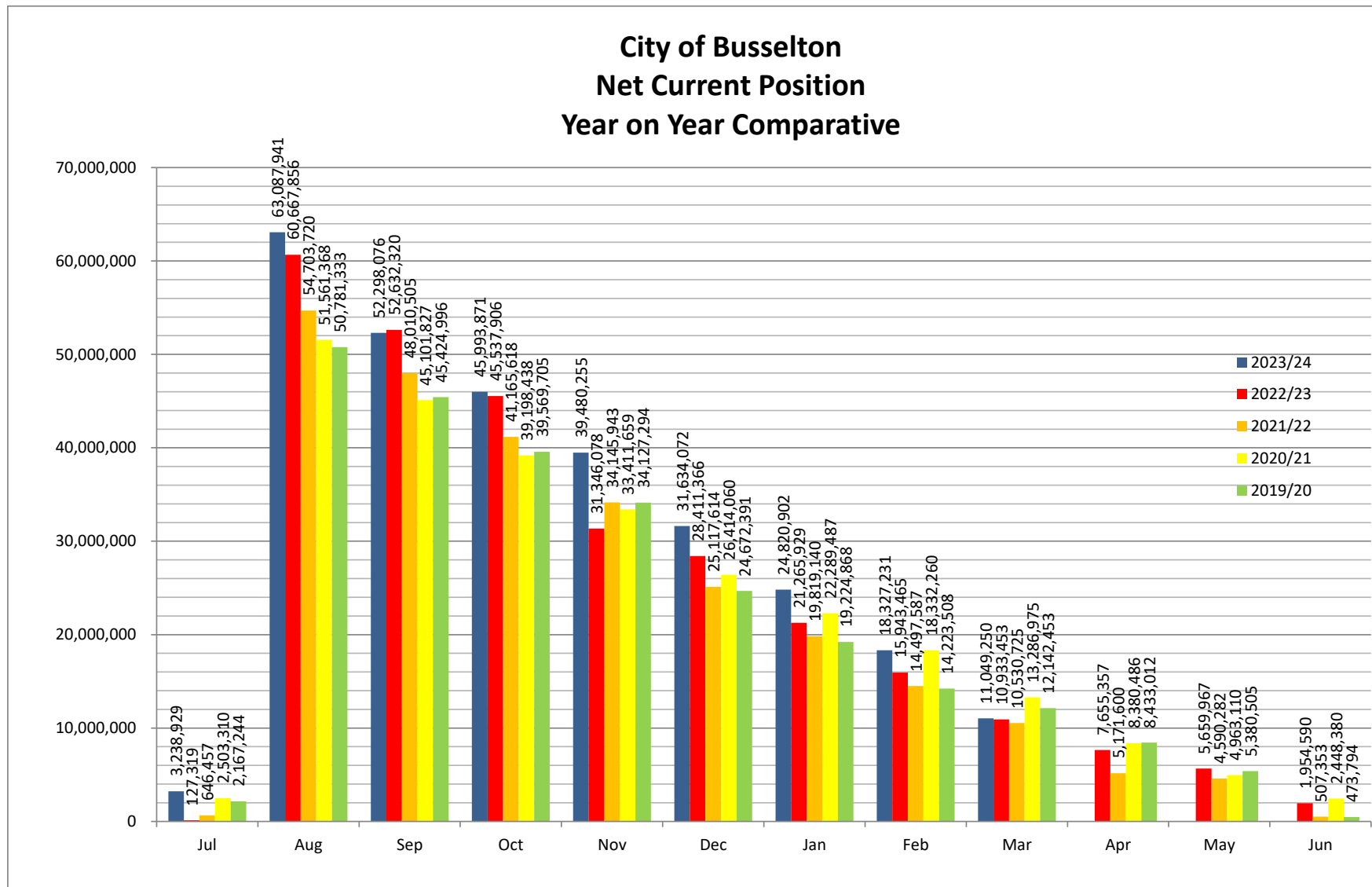


**City of Busselton Reserve Movements**  
**For Period Ended 31 March 2023**

Project Number	Transaction Type	Project Description	YTD Actual	YTD Budget	Budget Original	YTD BudgetA	Budget Amended
<b>1063 - Waste Management Facility and Plant Reserve</b>							
10904	Opening Balance	Other General Purpose Funding(O)	(8,135,573.66)	(8,135,573.66)	(8,135,573.66)	(8,135,573.66)	(8,135,573.66)
10904	Interest Earned	Other General Purpose Funding(O)	(203,031.92)	(154,392.12)	(205,856.16)	(154,392.12)	(205,856.16)
12419	Transfer To Reserve	Rubbish Sites Development(O)	(1,316,334.78)	(1,316,334.78)	(1,755,113.00)	(1,316,334.78)	(1,755,113.00)
10688	Transfer From Reserve	Depot Washdown Facility Upgrades(C)	0.00	0.00	76,700.00	0.00	76,700.00
12225	Transfer From Reserve	Waste and Fleet Management (PWOH)(O)	0.00	578,501.00	578,501.00	578,501.00	578,501.00
12421	Transfer From Reserve	City Lined Landfill Stage 2 - Preliminary Works(C)	54,093.83	60,393.00	80,000.00	60,393.00	80,000.00
12425	Transfer From Reserve	Busselton Landfill Post-closure Capping, Rehab & Remediat(C)	4,628,000.00	2,000,000.00	2,000,000.00	2,000,000.00	2,000,000.00
12428	Transfer From Reserve	Re-use shop Busselton Transfer Station(C)	0.00	86,523.00	125,000.00	86,523.00	125,000.00
12911	Transfer From Reserve	VOLVO FE320 WASTE TRUCK (C)	0.00	424,660.00	424,660.00	424,660.00	424,660.00
12914	Transfer From Reserve	Minor Plant - Program 10 (C)	0.00	0.00	10,000.00	0.00	10,000.00
13654	Transfer From Reserve	CATERPILLAR LANDFILL COMPACTOR REFURBISHED (DUNSB. TIP)(P)	0.00	0.00	130,000.00	0.00	130,000.00
14823	Transfer From Reserve	VOLVO FE320 WASTE TRUCK (C)	0.00	438,545.00	438,545.00	438,545.00	438,545.00
14960	Transfer From Reserve	VOLVO FE320 WASTE TRUCK (C)	0.00	0.00	480,000.00	0.00	480,000.00
14962	Transfer From Reserve	WATER TANK FOR DUST SUPPRESSION (C)	0.00	0.00	25,000.00	0.00	25,000.00
14966	Transfer From Reserve	DIESEL TANK DWF (C)	0.00	0.00	50,000.00	0.00	50,000.00
14968	Transfer From Reserve	HOOKLIFT BIN BWTS (C)	0.00	16,540.00	18,000.00	16,540.00	18,000.00
14970	Transfer From Reserve	HOOKLIFT BIN BWTS (C)	0.00	0.00	18,000.00	0.00	18,000.00
14972	Transfer From Reserve	HOOKLIFT BIN BWTS (C)	0.00	0.00	18,000.00	0.00	18,000.00
14974	Transfer From Reserve	HOOKLIFT BIN (C)	0.00	0.00	18,000.00	0.00	18,000.00
14976	Transfer From Reserve	HOOKLIFT BIN (C)	0.00	0.00	18,000.00	0.00	18,000.00
14978	Transfer From Reserve	ABLE GL3013 GENERATOR (C)	0.00	21,300.00	50,000.00	21,300.00	50,000.00
14980	Transfer From Reserve	WASTE COORDINATOR VEHICLE (C)	0.00	33,965.00	35,000.00	33,965.00	35,000.00
14982	Transfer From Reserve	TOYOTA HILUX 4x2 SINGLE CAB (C)	0.00	0.00	26,000.00	0.00	26,000.00
14984	Transfer From Reserve	ISUZU D-MAX 4x4 DUAL CAB (C)	0.00	30,000.00	30,000.00	30,000.00	30,000.00
14986	Transfer From Reserve	HOLDEN COLORADO 4x4 DUAL CAB (C)	0.00	0.00	26,000.00	0.00	26,000.00
15066	Transfer From Reserve	Dunsborough Groundwater Investigation (O)	0.00	181,459.00	200,000.00	181,459.00	200,000.00
15077	Transfer From Reserve	Lunch / Meeting Room for Transfer Station(C )	47,500.00	47,500.00	50,000.00	47,500.00	50,000.00
15078	Transfer From Reserve	HAZMET and Dangerous Goods Storage(C)	0.00	0.00	108,500.00	0.00	108,500.00
<i>Waste Management Facility and Plant Reserve Closing Balance</i>			(4,925,346.53)	(5,686,914.56)	(5,062,636.82)	(5,686,914.56)	(5,062,636.82)
<b>1064 - Winderup Aged Housing Reserve (City Controlled)</b>							
10904	Opening Balance	Other General Purpose Funding(O)	(463,207.57)	(463,207.57)	(463,207.57)	(463,207.57)	(463,207.57)
10904	Interest Earned	Other General Purpose Funding(O)	(20,062.96)	(13,005.18)	(17,340.25)	(13,005.18)	(17,340.25)
11684	Transfer To Reserve	Winderup Court Aged Housing(O)	0.00	0.00	(85,086.00)	0.00	(85,086.00)
12234	Transfer From Reserve	Aged Housing Capital Improvements - Winderup Court (City(C)	35,307.98	0.00	49,000.00	0.00	49,000.00
<i>Winderup Aged Housing Reserve (City Controlled) Closing Balance</i>			(447,962.55)	(476,212.75)	(516,633.82)	(476,212.75)	(516,633.82)
<b>1065 - Workers Compensation, Extended SL and AL Contingency Reserve</b>							
10904	Opening Balance	Other General Purpose Funding(O)	(4,281.48)	(4,281.48)	(4,281.48)	(4,281.48)	(4,281.48)
10904	Interest Earned	Other General Purpose Funding(O)	(182.49)	(198.36)	(264.50)	(198.36)	(264.50)
<i>Workers Compensation, Extended SL and AL Contingency Reserve Closing Balance</i>			(4,463.97)	(4,479.84)	(4,545.98)	(4,479.84)	(4,545.98)
<b>1066 - Youth and Community Activities Building Reserve</b>							
10904	Opening Balance	Other General Purpose Funding(O)	(216,651.56)	(216,651.56)	(216,651.56)	(216,651.56)	(216,651.56)
10904	Interest Earned	Other General Purpose Funding(O)	1,720.11	0.00	0.00	0.00	0.00
10904	Transfer From Reserve	Other General Purpose Funding(O)	214,931.45	216,651.56	216,651.56	216,651.56	216,651.56
<i>Youth and Community Activities Building Reserve Closing Balance</i>			0.00	0.00	0.00	0.00	0.00
<b>1067 - Prepaid Grants and Deferred Works &amp; Services Reserves</b>							
10904	Opening Balance	Other General Purpose Funding(O)	(2,843,444.58)	(2,843,444.58)	(2,843,444.58)	(2,843,444.58)	(2,843,444.58)
10904	Interest Earned	Other General Purpose Funding(O)	(15,295.16)	0.00	0.00	0.00	0.00
10904	Transfer To Reserve	Other General Purpose Funding(O)	(351,807.98)	(351,807.98)	(351,807.98)	(351,807.98)	(351,807.98)
10613	Transfer From Reserve	Meelup Coastal Parking & Landscaping(C)	174,791.58	174,792.00	178,237.98	174,792.00	178,237.98
10653	Transfer From Reserve	Community Assistance Program (Governance)(O)	0.00	0.00	50,000.00	0.00	50,000.00
10904	Transfer From Reserve	Other General Purpose Funding(O)	2,843,438.14	2,843,444.58	2,843,444.58	2,843,444.58	2,843,444.58
11040	Transfer From Reserve	Economic and Business Development(O)	0.00	0.00	20,000.00	0.00	20,000.00
11128	Transfer From Reserve	Community and Recreation Management(O)	0.00	0.00	31,235.00	0.00	31,235.00
12648	Transfer From Reserve	Rural-Tree Pruning(O)	0.00	0.00	72,335.00	0.00	72,335.00
<i>Prepaid Grants and Deferred Works &amp; Services Reserves Closing Balance</i>			(192,318.00)	(177,015.98)	0.00	(177,015.98)	0.00
<b>1069 - Airport Reserve</b>							
10904	Opening Balance	Other General Purpose Funding(O)	(3,210,167.16)	(3,210,167.16)	(3,210,167.16)	(3,210,167.16)	(3,210,167.16)
10904	Interest Earned	Other General Purpose Funding(O)	(507,769.06)	(199,600.74)	(266,134.43)	(199,600.74)	(266,134.43)
10594	Transfer To Reserve	Airport Operations(O)	(8,039,601.94)	(8,231,308.26)	(8,924,455.50)	(8,231,308.26)	(8,924,455.50)
10583	Transfer From Reserve	Airport Construction Stage 2, Airfield(C)	0.00	0.00	22,478.00	0.00	22,478.00
10585	Transfer From Reserve	BMRA Hangars(C)	0.00	0.00	303,790.00	0.00	303,790.00
10589	Transfer From Reserve	Airport Construction, Existing Terminal Upgrade(C)	39,323.00	39,323.00	103,847.00	39,323.00	103,847.00
10594	Transfer From Reserve	Airport Operations(O)	0.00	2,500,000.00	2,500,000.00	2,500,000.00	2,500,000.00
12804	Transfer From Reserve	Airport Terminal Building(C)	9,544.55	9,545.00	28,481.00	9,545.00	28,481.00
12932	Transfer From Reserve	Airport Operations - Replacement Toro Groundmaster 7200 M(C)	0.00	0.00	22,000.00	0.00	22,000.00
12941	Transfer From Reserve	Airport - Other Buildings(C)	0.00	0.00	5,000.00	0.00	5,000.00
14836	Transfer From Reserve	RFDS relocation(C)	87,742.50	177,515.00	177,515.00	177,515.00	177,515.00
14838	Transfer From Reserve	BMRAP - Apron Lighting(C)	0.00	0.00	65,000.00	0.00	65,000.00
14839	Transfer From Reserve	BMRAP - Apron CCTV(C)	0.00	0.00	50,000.00	0.00	50,000.00
14946	Transfer From Reserve	PERUZZO BULL SLASHER (C)	0.00	0.00	57,000.00	0.00	57,000.00
14949	Transfer From Reserve	KUBOTA MULE (C)	0.00	0.00	10,000.00	0.00	10,000.00
14951	Transfer From Reserve	1500L SELF BUNDED DIESEL FUEL TANK (C)	0.00	0.00	14,500.00	0.00	14,500.00
15060	Transfer From Reserve	BMRA MAGS Improvements (C)	15,617.30	15,618.00	17,000.00	15,618.00	17,000.00
15061	Transfer From Reserve	BMRA Gate 1 Replacement (C)	0.00	0.00	10,000.00	0.00	10,000.00
15062	Transfer From Reserve	BMRA GA Precinct Reseal (C)	0.00	0.00	218,810.00	0.00	218,810.00
15083	Transfer From Reserve	New Airport Manager Vehicle (C)	0.00	40,000.00	40,000.00	40,000.00	40,000.00
15086	Transfer From Reserve	SWDC Airport Development Business Case (O)	0.00	0.00	67,000.00	0.00	100,000.00
15192	Transfer From Reserve	Security screening equipment – ETD Machine (C)	0.00	0.00	0.00	0.00	40,000.00
<i>Airport Reserve Closing Balance</i>			(11,605,310.81)	(8,859,075.16)	(8,688,336.09)	(8,859,075.16)	(8,615,336.09)

**City of Busselton Reserve Movements**  
**For Period Ended 31 March 2023**

Project Number	Transaction Type	Project Description	YTD Actual	YTD Budget	Budget Original	YTD BudgetA	Budget Amended
<b>1070 - Airport Noise Mitigation Reserve</b>							
10904	Opening Balance	Other General Purpose Funding(O)	(661,139.59)	(661,139.59)	(661,139.59)	(661,139.59)	(661,139.59)
10904	Interest Earned	Other General Purpose Funding(O)	5,364.50	0.00	0.00	0.00	0.00
10904	Transfer From Reserve	Other General Purpose Funding(O)	655,775.09	661,139.59	661,139.59	661,139.59	661,139.59
Airport Noise Mitigation Reserve Closing Balance			0.00	0.00	0.00	0.00	0.00
<b>1071 - LED Street Lighting Replacement Program Reserve</b>							
10904	Opening Balance	Other General Purpose Funding(O)	(32,227.51)	(32,227.51)	(32,227.51)	(32,227.51)	(32,227.51)
10904	Interest Earned	Other General Purpose Funding(O)	227.10	0.00	0.00	0.00	0.00
10904	Transfer From Reserve	Other General Purpose Funding(O)	32,000.41	32,227.51	32,227.51	32,227.51	32,227.51
LED Street Lighting Replacement Program Reserve Closing Balance			0.00	0.00	0.00	0.00	0.00
<b>1072 - Lou Weston Oval Pavilion Reserve</b>							
10904	Opening Balance	Other General Purpose Funding(O)	(12,729.59)	(12,729.59)	(12,729.59)	(12,729.59)	(12,729.59)
10904	Interest Earned	Other General Purpose Funding(O)	94.67	0.00	0.00	0.00	0.00
10904	Transfer From Reserve	Other General Purpose Funding(O)	12,634.92	12,729.59	12,729.59	12,729.59	12,729.59
Lou Weston Oval Pavilion Reserve Closing Balance			0.00	0.00	0.00	0.00	0.00
<b>1073 - Waterways Restoration Reserve</b>							
10904	Opening Balance	Other General Purpose Funding(O)	(10.00)	(10.00)	(10.00)	(10.00)	(10.00)
10904	Interest Earned	Other General Purpose Funding(O)	(14,978.33)	(4,553.28)	(6,071.00)	(4,553.28)	(6,071.00)
10904	Transfer To Reserve	Other General Purpose Funding(O)	(133,468.93)	(134,559.00)	(134,559.00)	(134,559.00)	(134,559.00)
12848	Transfer To Reserve	Vasse River - Ongoing Restoration of River Habitat(O)	(429,354.90)	(429,354.90)	(572,473.20)	(429,354.90)	(572,473.20)
12848	Transfer From Reserve	Vasse River - Ongoing Restoration of River Habitat(O)	0.00	561,823.00	572,473.00	561,823.00	572,473.00
Waterways Restoration Reserve Closing Balance			(577,812.16)	(6,654.18)	(140,640.20)	(6,654.18)	(140,640.20)
<b>1078 - Post Office Tea Rooms Reserve</b>							
10904	Opening Balance	Other General Purpose Funding(O)	(48,074.95)	(48,074.95)	(48,074.95)	(48,074.95)	(48,074.95)
10904	Interest Earned	Other General Purpose Funding(O)	(2,785.75)	(69.03)	(92.00)	(69.03)	(92.00)
10020	Transfer To Reserve	Art Geo Administration(O)	(13,661.28)	(13,661.28)	(18,215.00)	(13,661.28)	(18,215.00)
Post Office Tea Rooms Reserve Closing Balance			(64,521.98)	(61,805.26)	(66,381.95)	(61,805.26)	(66,381.95)
<b>1079 - Peel Tce/Causeway Rd Building Reserve</b>							
10904	Opening Balance	Other General Purpose Funding(O)	(23,429.00)	(23,429.00)	(23,429.00)	(23,429.00)	(23,429.00)
10904	Transfer From Reserve	Other General Purpose Funding(O)	23,429.00	23,429.00	23,429.00	23,429.00	23,429.00
Peel Tce/Causeway Rd Building Reserve Closing Balance			0.00	0.00	0.00	0.00	0.00
Grand Total			(80,902,841.95)	(75,723,768.20)	(64,748,658.71)	(66,762,028.56)	(57,120,420.97)
Opening Balance			(78,138,181.57)	(78,138,181.57)	(78,138,181.57)	(78,138,181.57)	(78,138,181.57)
Interest Earned			(3,126,667.62)	(1,912,868.64)	(2,550,491.70)	(1,912,868.64)	(2,550,491.70)
Transfer To Reserve			(29,786,143.32)	(30,363,357.42)	(36,452,245.68)	(30,363,357.42)	(36,452,245.68)
Transfer From Reserve			30,148,150.56	34,690,639.43	52,392,260.24	43,652,379.07	60,020,497.98
Grand Total			(80,902,841.95)	(75,723,768.20)	(64,748,658.71)	(66,762,028.56)	(57,120,420.97)







**CITY OF BUSSELTON - INVESTMENT PERFORMANCE REPORT**  
**For the month of March 2024**



11am Bank Account As at 31 March 2024

INSTITUTION	RATE	AMOUNT
ANZ 11am At Call Deposit	4.25%	\$ 10,000,000

Term Deposits - Miscellaneous Funds As at 31 March 2024

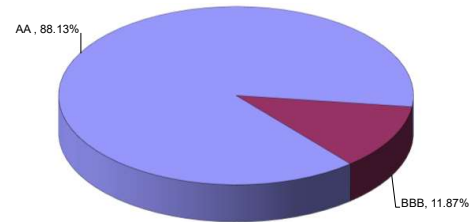
INSTITUTION	RATING	DAYS	MATURITY	RATE	AMOUNT
ANZ	AA		CLOSED		
WBC	AA	182	22-Jul-24	4.92%	\$ 1,500,000
WBC	AA	335	17-May-24	5.27%	\$ 1,500,000
Bendigo	BBB	638	20-Dec-24	5.04%	\$ 3,000,000
WBC	AA	213	06-Jun-24	5.07%	\$ 5,000,000
NAB	AA	301	15-Apr-24	5.45%	\$ 4,000,000
NAB	AA	182	22-Jul-24	5.10%	\$ 2,000,000
WBC	AA	244	24-Apr-24	4.91%	\$ 2,000,000
NAB	AA	182	12-Aug-24	5.15%	\$ 4,000,000
ANZ	AA		CLOSED		\$ -
ANZ	AA	613	28-Jan-25	4.94%	\$ 2,000,000
ANZ	AA	151	26-Jul-24	4.98%	\$ 4,000,000
WBC	AA		CLOSED		\$ -
NAB	AA	240	30-May-24	5.15%	\$ 3,000,000
NAB	AA	455	21-Mar-25	5.00%	\$ 3,000,000
NAB	AA	270	22-Apr-24	5.40%	\$ 4,000,000
ANZ	AA	244	10-Apr-24	4.95%	\$ 2,000,000
ANZ	AA	275	11-Dec-24	4.94%	\$ 3,000,000
CBA	AA	151	22-Jul-24	4.85%	\$ 5,000,000
BoQ/MeBank	BBB	365	23-Apr-24	4.75%	\$ 2,000,000
BoQ	BBB	365	02-May-24	4.55%	\$ 2,000,000
BoQ	BBB	365	30-May-24	4.95%	\$ 2,000,000
ANZ	AA	275	29-Apr-24	5.18%	\$ 4,000,000
CBA	AA	365	27-Jun-24	5.50%	\$ 3,000,000
WBC	AA	672	20-Feb-25	4.92%	\$ 4,000,000
WBC	AA	397	20-Jun-24	5.20%	\$ 4,000,000
WBC	AA	365	20-Dec-24	5.10%	\$ 4,000,000
CBA	AA	365	19-Jun-24	5.58%	\$ 5,000,000
CBA	AA	365	22-May-24	4.97%	\$ 5,000,000
NAB	AA	210	06-Jun-24	5.25%	\$ 2,500,000
NAB	AA	242	08-Jul-24	5.25%	\$ 3,000,000
BoQ	BBB	274	09-Aug-24	5.35%	\$ 4,000,000
CBA	AA	270	05-Aug-24	5.32%	\$ 5,000,000
CBA	AA	365	08-Nov-24	5.36%	\$ 6,000,000
WBC	AA	365	10-Nov-24	5.35%	\$ 5,000,000

Total of Term Deposits **109,500,000**

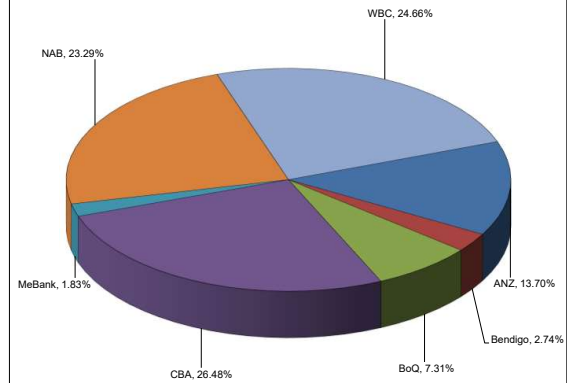
Weighted Average Annual Rate of Return **5.15%**

Investment Graphs

Summary of Term Deposits by S & P Rating  
(Excludes WATC and 11am Cash Account Funds)



Summary of Term Deposits by Institution  
(Excludes WATC and 11am Cash Account Funds)



Airport Redevelopment Funds As at 31 March 2024

WA Treasury Corp. - Overnight Cash Deposit Facility	4.30%	\$ 634,274
---	-------	------------

Total of Airport Redevelopment Funds - WATC \$ 634,274

Nil

Total of Airport Redevelopment Funds - Bank Term Deposits \$0

ANZ Cash Account	AA	NA	NA	4.25%	\$ 198,089
------------------	----	----	----	-------	------------

Total of Airport Redevelopment Funds - Other \$ 198,089

Total of Airport Redevelopment Funds \$ 832,363

(Note: Funds held with the WATC are in accordance with the Airport Redevelopment Funding Contract and the Foreshore Development Contract and are not held within the requirements of the City's Investment Policy 218)

SUMMARY OF ALL INVESTMENTS HELD

	As at 1 year ago	As at 30 June 2023	As at 31 March 2024
11am Bank Account	\$ 12,500,000	\$ 16,500,000	\$ 10,000,000
11am Bank Account Interest - not yet fully processed	\$ -	\$ -	\$ -
11am bank account - deposit not fully processed	\$ -	\$ -	\$ -
Term Deposits - Misc. Funds	\$ 103,500,000	\$ 94,500,000	\$ 109,500,000
Term Deposit Interest - not yet fully processed	\$ -	\$ -	\$ -
Airport Redevelopment - WATC Deposits	\$ 609,298	\$ 614,859	\$ 634,274
Airport Redevelopment - ANZ Cash A/c	\$ 784,422	\$ 191,770	\$ 198,089
Total of all Investments Held	\$ 117,393,721	\$ 111,806,629	\$ 120,332,363

TOTAL INTEREST RECEIVED AND ACCRUED \$ 2,496,686 \$ 3,625,530 \$ 4,835,210

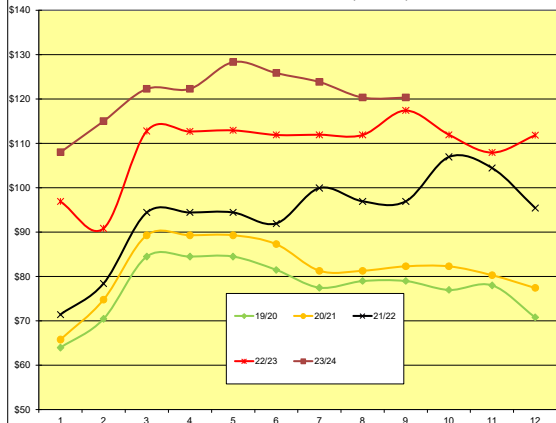
INTEREST BUDGET \$ 1,215,888 \$ 1,610,000 \$ 2,888,769

(Note: Interest figures relate to City general funds only and does not include interest allocated to specific areas such as the Airport Redevelopment)

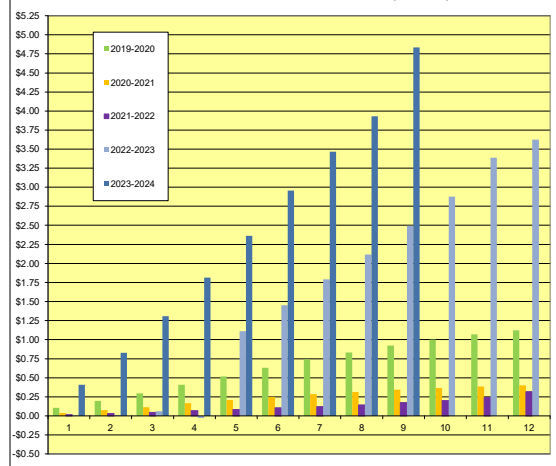
Statement of Compliance with Council's Investment Policy 218

1. All funds are to be invested within legislative limits. **Fully Compliant**
2. All individual funds held within the portfolio are not to exceed a set percentage of the total portfolio value. **Fully Compliant**
3. The amount invested based upon the Fund's Rating is not to exceed the set percentages of the total portfolio. **Fully Compliant**
4. The amount invested based upon the Investment Horizon is not to exceed the set percentages of the total portfolio. **Fully Compliant**

Balance of Investments (\$millions)



Interest Earned on Investments (\$millions)



**City of Busselton**  
**Loan Schedule - as at 31 March 2024**

Purpose	Loan Number	Institution	Original Borrowed Amount	Budgeted Interest Rate	Term (Years)	Expiry	Actual Interest Rate	2023/24 Actual New Loans	2023/24 Actual Principal Repayments	2023/24 Balance of Principal Owing	2023/24 Actual Interest Repayments	Budget Principal 1 July 2023	2023/24 Budget New Loans	2023/24 Budget Principal Repayments	Budget Principal Outstanding 30 June 2024	2023/24 Budget Interest Repayments
			\$	%			%	\$	\$	\$	\$	\$	\$	\$	\$	\$
<b><u>Council Loans</u></b>																
<b>Governance</b>																
Civic and Administration Centre	207	WATC	18,000,000	4.51	20	Jun-34	4.51		632,106	11,152,531	391,542	11,784,637		847,578	10,937,059	517,286
<b>Recreation and Culture</b>																
Busselton Foreshore	204	WATC	1,100,000	4.36	15	Jun-29	4.36		58,858	470,246	16,665	529,104		78,907	450,197	21,790
GLC Extensions	205	WATC	1,200,000	3.92	10	Jun-24	3.92		106,463	36,185	3,157	142,648		142,648	-	3,512
Busselton Foreshore	209	WATC	6,500,000	3.45	12	Jun-27	3.45		440,668	2,050,905	62,626	2,491,572		590,179	1,901,393	80,879
Busselton Foreshore	211	WATC	3,000,000	2.55	8	Oct-24	2.55		302,057	307,871	9,747	609,928		404,029	205,899	11,710
Busselton Foreshore Jetty Precinct	215	WATC	2,500,000	3.25	10	Apr-28	3.25		125,469	1,225,060	21,946	1,350,529		252,977	1,097,552	41,853
Tennis Club Facility	216	WATC	2,750,000	3.25	10	Apr-28	3.25		138,016	1,347,566	24,141	1,485,581		278,274	1,207,307	46,039
Lot 10 Commonage Road	217	WATC	1,600,000	3.25	10	Apr-28	3.25		80,300	784,038	14,046	864,338		161,904	702,434	26,786
Busselton Tennis Club	218	WATC	1,250,000	2.21	10	Jun-29	2.21		92,571	692,671	12,506	785,242		123,770	661,472	16,333
BPACC	225	WATC	5,000,000	1.46	10	Dec-31	2.10		350,615	3,964,456	66,097	4,315,071		468,715	3,846,356	86,900
BPACC	226	WATC	5,000,000	2.02	15	Dec-36	2.39		217,542	4,358,845	80,585	4,576,387		290,922	4,285,465	106,580
BPACC	228	WATC	5,000,000	3.86	20	Jun-42	3.86		131,383	4,699,224	138,546	4,830,607		176,025	4,654,582	183,881
BPACC	229	WATC	5,000,000	3.77	17	Jun-39	3.77		166,044	4,619,705	133,684	4,785,749		222,438	4,563,311	177,199
BPACC	230	WATC	6,500,000	3.25	20	Dec-42	4.42		158,015	6,239,502	210,520	6,397,516		211,856	6,185,660	279,526
<b>Transport</b>																
Airport Jet A1 Installation	206	WATC	350,000	3.92	10	Jun-24	3.92		31,052	10,554	921	41,606		41,606	-	1,024
Airport Freight Hub Stage 1	219	WATC	1,480,000	2.21	10	Jun-29	2.21		109,605	820,122	14,807	929,726		146,544	783,182	19,339
Strategic Land Purchase	New	Unknown		4.29	10	New						-	1,750,000	106,946	1,643,054	55,137
<b>Other Property and Services</b>																
Lot 40 Vasse Highway	210	WATC	850,000	3.61	10	Dec-25	3.61			850,000	23,014	850,000			850,000	30,685
								-	3,140,763	43,629,480	1,224,549	46,770,244	1,750,000	4,545,318	43,974,925	1,706,459
<b><u>Self-Supporting Loans</u></b>																
<b>Recreation and Culture</b>																
Busselton Football and Sportsman's Club	208	WATC	30,000	2.93	10.25	Apr-25	2.93		2,417	4,147	127	6,564		3,234	3,330	157
Dunsborough and Districts Country Club	212	WATC	114,000	3.04	10	May-27	3.04		5,897	43,865	756	49,761		11,883	37,878	1,423
Geographe Bay Yacht Club	213	WATC	100,000	3.04	10	May-27	3.04		5,173	38,477	663	43,650		10,424	33,226	1,248
Dunsborough and Districts Country Club	214	WATC	110,000	3.19	10	Sep-27	3.19		11,307	42,515	1,627	53,822		11,307	42,515	1,627
Busselton Tennis Club	220	WATC	50,000	1.37	7	Sep-26	1.37		5,395	18,387	226	23,782		7,205	16,577	289
Busselton Hockey Club Stadium	221	WATC	45,000	1.31	10	Jun-30	1.31		3,306	28,852	305	32,158		4,416	27,742	400
Busselton Golf Club	222	WATC	110,000	1.45	10	Jun-31	1.45		7,935	81,321	943	89,256		10,600	78,656	1,238
Dunsborough Bay Yacht Club	223	WATC	25,000	2.77	5	Dec-26	1.57		3,713	13,992	194	17,704		4,960	12,744	248
Geographe Bay Yacht Club	224	WATC	50,000	2.77	10	Dec-31	2.42		3,470	39,777	763	43,246		4,639	38,607	1,004
MRBTA - Ancient Lands Discovery Park	227	WATC	1,250,000	2.77	10	Mar-32	2.77		85,137	1,026,828	22,525	1,111,965		113,910	998,055	29,639
Community Groups 23/24 \$250K	New	Unknown		3.00	10	New				-		-	250,000	10,804	239,196	3,710
								-	133,749	1,338,161	28,129	1,471,909	250,000	193,382	1,528,527	40,983
<b>Total - Council and Self-supporting Loans</b>																
								-	3,274,512	44,967,641	1,252,678	48,242,153	2,000,000	4,738,700	45,503,453	1,747,442

### 6.3 Adoption of Schedule of Fees and Charges for 2024/25

<b>Strategic Theme:</b>	Key Theme 4: Leadership 4.4 Govern a professional organisation that is healthy, capable and engaged. 4.5 Responsibly manage ratepayer funds to provide for community needs now and in the future.
<b>Directorate:</b>	Corporate Strategy and Performance
<b>Reporting Officer:</b>	Finance Coordinator - Jeffrey Corker
<b>Authorised By:</b>	Director Corporate Strategy and Performance - Sarah Pierson
<b>Nature of Decision:</b>	Legislative: adoption of "legislative documents" such as local laws, local planning schemes and local planning policies.
<b>Voting Requirements:</b>	Absolute Majority
<b>Disclosures of Interest:</b>	No officers preparing this item have an interest to declare.
<b>Attachments:</b>	1. Draft Schedule of Fees and Charges - 2024.25 [6.3.1 - 48 pages]

#### COMMITTEE RECOMMENDATION

**F2405/18** Moved Cr Val Kaigg, seconded Mayor Phill Cronin

**That the Council endorses the Fees and Charges as detailed in the "Schedule of Fees and Charges - 2024/25" as per Attachment 1 – Draft Schedule of Fees and Charges – 2024/25, effective from and including 1 July 2024.**

**CARRIED 5 / 0**

**FOR: Mayor Phill Cronin, Cr Jodie Richards, Cr Val Kaigg, Cr Kate Cox and Cr Jarrod Kennedy**

**AGAINST: Nil**

#### OFFICER RECOMMENDATION

That the Council endorses the Fees and Charges as detailed in the "Schedule of Fees and Charges - 2024/25" as per Attachment 1 – Draft Schedule of Fees and Charges – 2024/25, effective from and including 1 July 2024.

#### **EXECUTIVE SUMMARY**

**The item has been republished since its original publication in the agenda for the 1 May 2024 Finance Committee meeting with the updated attachment for fees and charges after an administrative error was identified.**

In accordance with *Regulation 5(2) of the Local Government (Financial Management) Regulations 1996*, a local government is to undertake a review of its fees and charges regularly, and not less than once in every financial year. This report provides Council with a recommended Schedule of Fees and Charges to apply for the financial year commencing on 1 July 2024.

## BACKGROUND

Each year, the City sets its fees and charges with the view of implementing any changes as of 1 July in any given year. City officers have reviewed each section of the fees and charges and have highlighted any areas of change, or reasons why no changes have occurred in comparison to the existing adopted listing.

As part of the annual review of the fees and charges, officers consider matters including the statutory and local environments. Local factors may include the cost to provide a service, market conditions and needs of the community. These inform the recommendations made to the Council.

When Council adopts an annual budget, it may also set its fees and charges that will be imposed during a financial year. In order for the 2024/25 schedule of fees and charges to be effective from the commencement of the new financial year, the Council is required to adopt its schedule in advance of 30 June 2024, such that any statutory public notice periods (including gazettal's where required) can be complied with.

## OFFICER COMMENT

The 2024/25 Draft Schedule of Fees and Charges has been guided by a 3.50% general escalation over currently adopted fees and charges. Notwithstanding this, in some limited instances, this principle is not appropriate, with other factors also requiring consideration. The following provides an overview, by Directorate, of noteworthy instances where an increase has not been applied, whilst also discussing, where relevant, newly proposed fees and charges or fees that have been increased by more than the general guidance.

### Community Planning Directorate

#### ***Health Related Fees***

##### Food Premises Fees

The Notification Fee is being split to delineate that Charitable organisation's only pay 50% of the set fee.

##### Stall Holders

Application fees for Stallholder permit fees are to be removed as they are no longer levied.

##### Trader Permit Fee – Zones 1, 1A, 2, 2A

Fees remain the same for a two-year period in line with the EOI awarding two-year permits. Next increase due 2025/26.

##### Public Building Fees

Public Building Fees that vary upon the number of patrons have been introduced, along with a fee for Charitable organisations. The concession is only available to incorporated not for profit organisations and groups where profits raised from the associated activity are to be donated to a local cause or charity.

## ***Ranger & Fire Service-Related Fees***

### Animal Registration Fees

Fees relating to the registration of cats and dogs are now included for completeness. Dog and cat Surrender / Disposal Fees are now included for completeness.

Fees relating to the registration of stables and the keeping of pigeons are to be deleted. They are no longer used or required.

### Application Fees

Application fees in relation to approval to breed cats and dogs are now included.

### Impounding Fees – Animals

Fee categories for Impounding Stock have been rationalised with clarification that they apply to all animals other than cats and dogs. Fee amounts have not changed.

A new fee “Roaming Livestock Attendance Fee” has been introduced in the amount of \$360. On occasion, Rangers staff are called out to assist relocate and/or rehome stock that are roaming off the owners property. As an impound may not occur, a fee could not previously be charged to recoup the expense. This fee will allow for such events.

### Holiday Homes

The legislative arena for Holiday Homes is currently in a state of change. A decision needs to be made as to whether the City immediately removes these fees considering STRA or leave them in place, however a sub-clause has been inserted to allow a pro-rata fee (eg a six-month fee) at the discretion of the CEO.

### Ranger & Fire Services – Miscellaneous

A fee for the Beach gate key deposit (refundable) bond in the amount of \$100 is being introduced. This is in alignment with other Key Bonds generally charged.

## ***Geopraphe Leisure Centre***

### Swimming Pool

The fee for Local regular not for profit user groups is recommended to stay at \$5. There is restricted lane space availability. An increase to this fee would create further financial issues for clubs at this time, with future consideration on how fees should be increased to be undertaken.

### Stadium

No fee increase is recommended to a number of fees. There is restricted court space available. An increase to these fees would create further financial issues for clubs at this time, with future consideration on how fees should be increased to be undertaken. Current master planning discussions to decide on the future of GLC are underway.

## ***Naturaliste Community Centre***

### Stadium

No fee increase is recommended to a number of fees. There is restricted court space available. An increase to these fees would create further financial issues for clubs at this time, with future consideration on how fees should be increased to be undertaken. Current master planning discussions to decide on the future of GLC are underway. Casual Usage Fees are to be removed as they are not utilised.

#### Multi-purpose Activity Room (Half)

Casual Usage Fees are to be removed as they are not utilised.

#### Kitchen/Servery Area Only

A range of fees for various periods of time by the Community and/or Commercial users are to be introduced.

### **Infrastructure and Environment Directorate**

#### ***Miscellaneous***

##### Other crossing place related services

The City does not offer the "Concrete apron for brick paving crossovers" service anymore due to resourcing and instead refers customers to contractors.

##### Traffic Management

The fee for Traffic Management Plan applications is to rise from \$173.00 to \$218.00. The City is being charged \$95/hr to get the TMP's reviewed and has allowed 15% cost plus for admin fee. A two hour minimum charge is levied.

##### Directional Signs

A new fee for "Other Directional Signs" is to be introduced on a "Cost plus 30%" basis, with the 30% being charged to recoup the City's administration costs. Community groups will be charged the Cost price only, with no recoup.

### **Corporate Strategy and Performance Directorate**

#### ***Administration / Miscellaneous Fees***

##### Sale of Documents

It is proposed to remove the fees and charges for single copies of the electoral roll, minutes and agenda. These can be dealt with using the photocopying/printing charges as would be the case for any of the other information requested under s 5.96 for information in s 5.94 of the Local Government Act.

#### ***Cemeteries***

##### Pre-purchased Grant of Right of Burial - 25 years

In 2023-24, this fee was \$2,330. Officers recommend that this is reduced to \$2,200 to more closely align it with the fee for a normal 'Grant of Right of Burial - 25 years' which is \$2,110.

##### Vault Grant of Right of Burial

For simplicity, officers recommend that this fee is removed. Should a vault burial be required, the 'Grant of Right of Burial - 25 years' fee will be charged.

##### Vault Interment Fee (each)

For simplicity, officers recommend that this fee is removed. Should a vault burial be required, the 'Standard Burial' fee will be charged.

Vault maintenance fee (annual)

For simplicity, officers recommend that this fee is removed. There are no 'vaults' in City cemeteries so there is no maintenance required.

Rose Garden - Double Placement, Native Garden - Double Placement, Contemplation Garden - Double Placement

These fees are for very similar activities, and the amount is currently the same for all. For simplicity, officers recommend replacing all 3 fees with one – 'Garden - Double Placement'.

Bench Seat - Single Placement (additional fees may apply)

The City does not have any bench seats that are used for internments. Officers recommend that this fee is removed. If required in future, the fee for 'Ashes Interment elsewhere within the Cemetery - Single Placement' can be used.

Request for Minor Monumental Works (cleaning, repairs, maintenance etc.)

Officers recommend increasing this fee to \$35 as the administrative effort required for the task takes around an hour.

Application Administration Fee

Officers recommend increasing this fee to \$35 as the administrative effort required for the task takes around an hour.

Refund Administration Fee

Officers recommend setting this fee at \$150 as the administrative effort required for the task takes around 4 to 5 hours, regardless of the amount being refunded.

**Economic and Business Development Directorate**

***Events – Equipment Hire & Signage***

Hire of Grandstands

Fees for the hire of Grandstands are to be removed as the City no longer offers this service.

Foreshore Kiosk Permit – Busselton Foreshore

The Bond amount charged in relation to Foreshore Kiosk's is to be reduced as the previous amount is now considered prohibitively excessive.

***Busselton Cultural Precinct***

Saltwater Performing Arts & Convention Centre

A new fee is being introduced for the Hire of the Function Room in the amount of \$55/hour.

A new fee is being introduced for "Ticket Booking fee" in the amount of \$1.60 per ticket.

A new Fee is being introduced for the Hire of the Dance Floor in the amount of \$220.00.

A new Administration Fee in the amount of \$60/hour is being introduced for items such as building ticketing, website updates and other similar functions.

Saltwater Art Galley

A new fee is being introduced for the hire of the room for events in the amount of \$110/per hour, with a two-hour minimum charge.

#### Bond Store Gallery

Commission Rates on exhibition sales are being deleted, as they will now be listed elsewhere

#### New Courtroom

Commission Rates on exhibition sales are being deleted, as they will now be listed elsewhere.

#### Ballaarat House

Fees are being removed as the Room is to be leased on a permanent basis.

#### Exercise Yard and Day Room

New Fees for holding Exhibitions in the Exercise yard and day room are to be introduced at a rate of \$80/week.

#### Other Fees and Charges

Commission rates for rostered and Non-rostered Artists have been relocated to the section, and a new rate for Resident artists introduced.

A new fee for the hire of Miscellaneous Equipment has been introduced in the amount of \$60.00.

#### ***Library Charges***

New fees are to be introduced for Research within the Local Studies. Not for Profits will be free for the first 30 minutes, and then \$30 for a period not exceeding 2 hours. Commercial users will be charged \$80 for a period not exceeding 2 hours.

#### ***Busselton-Margaret River Airport***

The reference to the Passenger Screening charge being for RPT passengers only is to be altered by removing the RPT restriction. This is due to the fact that when there are schedule overlaps with RPT and Closed charter, closed charter passengers may be required to be screened and hence charged the screening fee.

The fee for Airside Drivers Licence is to be removed. Under the MOS139 (CASA) regulations the BMRA is not required to implement airside driver's licences until the airport has greater than 350,000 passengers. This requirement for airside drivers licencing has been removed from the Airport SOPs.

#### ***Outdoor Court Hire Levies***

Fees for Hourly outdoor court hire fees for community sport for both senior and junior players are to increase from 20c per hour to 40c per hour. The new fees and charges structure for hard courts was being introduced over 3 years, as explained to the City's Netball and Basketball associations. Last Financial Year the fee was set at 20c per hour to keep current fees in line with prior existing fees. This was to increase to 40c this year, and then 60c the third year being 2025/26.



### ***Busselton Jetty Tourist Park***

#### Overnight and Weekly rates

The fees for the “Basic Cabin” are to be deleted as the Cabin is being removed from the Park. The description of the fees for some cabins has been amended to note that Linen is now provided to all beds, not just the Main Bed.

#### Semi Permanents

The fee for additional Parking spaces is being removed as there are no additional parking bays available.

#### Miscellaneous

The fee relating to refill 9kg gas bottles is being removed as the City no longer offers this service.

### ***Hire Facilities – Halls, CRC, YCAB & Undalup Function Room***

#### Miscellaneous Facility Fees

The wording for the Facility Hire Cancellation Fee has been changed to read “less than 5 working days’ notice given” rather than “less than 1 weeks”. The Video Conferencing Facility Fee is to be removed as the City does not offer this service.

#### Churchill Park Hall, High Street Hall, Rural Halls, CRC, YCAB

The previously separate fee for Charity’s is to be merged with the Community Group fee as there is often little difference between the affordability of the offering for the entity.

#### Undalup Function Room

The fee for Dance Floor Hire is to be removed as the City no longer offers this service.

#### Outdoor Court Hire Levies

A fee, being half of the Commercial rate, is being introduced for Community Hire of Outdoor Courts.

### **Statutory Environment**

Sections 6.16 to 6.19 of the *Local Government Act 1995* (the Act) refer to the imposition, setting the level of, and associated administrative matters pertaining to fees and charges. The requirement to review fees and charges on an annual basis is detailed within *Regulation 5 of the Local Government (Financial Management) Regulations 1996*.

Section 6.16 of the Act states that a local government may impose and recover a fee or charge for any goods or services it provides or proposes to provide, other than a service for which a service charge is imposed.

Section 6.17 of the Act further states that in determining the amount of a fee or charge for goods and services, a local government is to take into consideration the following factors:

- a) The cost to the local government of providing the service or goods;
- b) The importance of the service or goods to the community; and
- c) The price at which the service or goods could be provided by an alternative provider.

Section 6.18 of the Act clarifies that, if the amount of any fee or charge is determined under another written law, then a local government may not charge a fee that is inconsistent with that law.

### **Relevant Plans and Policies**

There are no relevant plans or policies to consider in relation to this matter, other than the Long Term Financial Plan.

### **Financial Implications**

Whilst revenue from fees and charges includes items that the Council has no authority to amend (statutory charges set by external bodies), it is important that, where possible, controllable fees and charges are appropriately indexed on an annual basis, to assist in offsetting the increasing costs of providing associated services. This may include increases beyond normal indexation in particular cases, in line with section 6.17 of the Act. The 2024/25 Draft Schedule of Fees and Charges has been guided by a 3.50% general escalation over currently adopted fees and charges.

### **External Stakeholder Consultation**

Business Unit Managers are responsible for reviewing fees and charges associated with activities under their control. As part of the review process, consultation may occur with other local government authorities, in addition to a review of prices offered by alternate service providers (pursuant to section 6.17 of the Act).

### **Risk Assessment**

An assessment of the potential implications of implementing the officer recommendation has been undertaken using the City's risk management framework, with risks assessed considering any controls already in place. No risks of a medium or greater level have been identified.

### **Options**

Council may recommend amendments to the Draft Schedule of Fees and Charges as it deems appropriate.

### **CONCLUSION**

As part of the annual review of fees and charges, the currently adopted fees and charges have been reviewed in line with the requirements of the Act and other relevant legislation as applicable. Consequently, it is recommended that Council endorses the Draft Schedule of Fees and Charges for 2024/25 as proposed.

### **TIMELINE FOR IMPLEMENTATION OF OFFICER RECOMMENDATION**

Consequent to adoption by the Council, the Schedule of Fees and Charges for 2024/25 will become effective from and including 1 July 2024.

**CITY OF BUSSELTON**

**Schedule of Fees & Charges**

**2024/25 Financial Year**

Responsible Directorate	Responsible Manager (Manager as relevant)	Head of Power (Relevant Legislative Authority to Levy the Fee)	Statutory or Discretionary Charge	DESCRIPTION	GST TAXABLE	ADOPTED FEE 2023/24 (Exc GST)	PROPOSED FEE 2024/25 (Exc GST)	PROPOSED FEE 2024/25 (Inc GST)	Community Concession Available	Project (or other) Ledger Account number	PROPOSED FEE 2024/25 (Inc GST) % Change
				A concession of 50% of the adopted fee or charge may apply (upon application) in relation to those fees and charges duly identified shaded and marked with an asterisk (*). The concession is only available to incorporated not for profit organisations and groups where profits raised from the associated activity are to be donated to a local cause or charity.							
				Statutory Charges shall be charged as per the rate set under the relevant Statute, which may be subject to change.							
				<b><u>COMMUNITY PLANNING DIRECTORATE</u></b>							
				<b><u>BUILDING RELATED FEES</u></b>							
				Fees, not otherwise included below; for Building services set by statute will be charged at the maximum amount applicable under the relevant statute, which may be subject to change.							
Community Planning	Manager Planning and Development	Schedule 2, Building Regulations 2012	Statutory	Fees for building services listed in Schedule 2, Building Regulations 2012	No	As per the maximum fee listed in Schedule 2, Building Regulations 2012	As per the maximum fee listed in Schedule 2, Building Regulations 2012	As per the maximum fee listed in Schedule 2, Building Regulations 2012	No	10041-1046-1540-0000	
				<b><u>Uncertified Building Applications</u></b>							
Community Planning	Manager Planning and Development	Schedule 2, Building Regulations 2012	Statutory	Building Fee	No	Value of works x 0.32% but not less than \$110.00	Value of works x 0.32% but not less than \$110.00	Value of works x 0.32% but not less than \$110.00	No	10041-1046-1540-0000	
Community Planning	Manager Planning and Development	Section 5, Building and Construction Industry Training Levy Act 1990	Statutory	Construction Training Fund Levy	No	If the value of works is over \$20,000 it is the value of works x 0.2%	If the value of works is over \$20,000 it is the value of works x 0.2%	If the value of works is over \$20,000 it is the value of works x 0.2%	No	10041-1046-1752-0000	
Community Planning	Manager Planning and Development	r.12 Building Services (Complaint Resolution and Administration) Regulations 2011	Statutory	Building Services Levy	No	If value of works is over \$45,000 it is value of works x 0.137%, with a minimum of \$61.65.	If value of works is over \$45,000 it is value of works x 0.137%, with a minimum of \$61.65.	If value of works is over \$45,000 it is value of works x 0.137%, with a minimum of \$61.65.	No	10041-1046-1752-0000	
				<b><u>Certified Building Applications</u></b>							
Community Planning	Manager Planning and Development	Schedule 2, Building Regulations 2012	Statutory	Building Fee - Class 1 or 10	No	Value of works x 0.19% but not less than \$110.00	Value of works x 0.19% but not less than \$110.00	Value of works x 0.19% but not less than \$110.00	No	10041-1046-1540-0000	
Community Planning	Manager Planning and Development	Schedule 2, Building Regulations 2012	Statutory	Building Fee – Class 2 to 9	No	Value of works x 0.09% but not less than \$110.00	Value of works x 0.09% but not less than \$110.00	Value of works x 0.09% but not less than \$110.00	No	10041-1046-1540-0000	
Community Planning	Manager Planning and Development	Section 5, Building and Construction Industry Training Levy Act 1990	Statutory	Construction Training Fund Levy	No	If the value of works is over \$20,000 it is the value of works x 0.2%	If the value of works is over \$20,000 it is the value of works x 0.2%	If the value of works is over \$20,000 it is the value of works x 0.2%	No	10041-1046-1752-0000	

Responsible Directorate	Responsible Manager (Manager as relevant)	Head of Power (Relevant Legislative Authority to Levy the Fee)	Statutory or Discretionary Charge	DESCRIPTION	GST TAXABLE	ADOPTED FEE 2023/24 (Exc GST)	PROPOSED FEE 2024/25 (Exc GST)	PROPOSED FEE 2024/25 (Inc GST)	Community Concession Available	Project (or other) Ledger Account number	PROPOSED FEE 2024/25 (Inc GST) % Change
Community Planning	Manager Planning and Development	r.12 Building Services (Complaint Resolution and Administration) Regulations 2011	Statutory	Building Services Levy	No	If value of works is over \$45,000 it is value of works x 0.137%, with a minimum of \$61.65.	If value of works is over \$45,000 it is value of works x 0.137%, with a minimum of \$61.65.	If value of works is over \$45,000 it is value of works x 0.137%, with a minimum of \$61.65.	No	10041-1046-1752-0000	
				<u>Demolition Permit</u>							
Community Planning	Manager Planning and Development	Schedule 2, Building Regulations 2012	Statutory	Class 1 or 10	No	110.00	110.00	110.00	No	10041-1046-1540-0000	0.00%
Community Planning	Manager Planning and Development	Schedule 2, Building Regulations 2012	Statutory	Class 2 to 9	No	\$110.00 per storey	\$110.00 per storey	\$110.00 per storey	No	10041-1046-1540-0000	
Community Planning	Manager Planning and Development	r.12 Building Services (Complaint Resolution and Administration) Regulations 2011	Statutory	Building Services Levy CTF Levy	No	0.137% of work value, with a minimum of \$61.65. If the value of works is over \$20,000 it is value of works x 0.2%	0.137% of work value, with a minimum of \$61.65. If the value of works is over \$20,000 it is value of works x 0.2%	0.137% of work value, with a minimum of \$61.65. If the value of works is over \$20,000 it is value of works x 0.2%	No	10041-1046-1752-0000	
				<u>Occupancy Permit</u>							
Community Planning	Manager Planning and Development	Schedule 2, Building Regulations 2012	Statutory	Application Fee	No	110.00	110.00	110.00	No	10041-1046-1540-0000	0.00%
Community Planning	Manager Planning and Development	Schedule 2, Building Regulations 2012	Statutory	Strata Application	No	\$11.60 per unit but not less than \$115.00	\$11.60 per unit but not less than \$115.00	\$11.60 per unit but not less than \$115.00	No	10041-1046-1540-0000	
Community Planning	Manager Planning and Development	Schedule 2, Building Regulations 2012	Statutory	Unauthorised Work	No	Value of works x 0.18% but not less than \$110.00	Value of works x 0.18% but not less than \$110.00	Value of works x 0.18% but not less than \$110.00	No	10041-1046-1540-0000	
Community Planning	Manager Planning and Development	r.12 Building Services (Complaint Resolution and Administration) Regulations 2011	Statutory	For approved building work (\$47,49,50 or 52) Building Services Levy	No	61.65	61.65	61.65	No	10041-1046-1752-0000	0.00%
Community Planning	Manager Planning and Development	r.12 Building Services (Complaint Resolution and Administration) Regulations 2011	Statutory	For unauthorised building work Building Services Levy	No	If value of works is over \$45,000 it is value of works x 0.274%, with a minimum of \$123.30.	If value of works is over \$45,000 it is value of works x 0.274%, with a minimum of \$123.30.	If value of works is over \$45,000 it is value of works x 0.274%, with a minimum of \$123.30.	No	10041-1046-1752-0000	
Community Planning	Manager Planning and Development	Schedule 2, Building Regulations 2012	Statutory	Occupancy Permit under s46	No	No BSLevy	No BSLevy	No BSLevy	No	10041-1046-1540-0000	
				<u>Building Approval Certificates</u>							
Community Planning	Manager Planning and Development	Schedule 2, Building Regulations 2012	Statutory	Unauthorised building work	No	Value of work x 0.38% but not less than \$110.00	Value of work x 0.38% but not less than \$110.00	Value of work x 0.38% but not less than \$110.00	No	10041-1046-1540-0000	
Community Planning	Manager Planning and Development	r.12 Building Services (Complaint Resolution and Administration) Regulations 2011	Statutory	For approved building work Building Services Levy	No	123.30	123.30	123.30	No	10041-1046-1752-0000	0.00%
Community Planning	Manager Planning and Development	r.12 Building Services (Complaint Resolution and Administration) Regulations 2011	Statutory	For unauthorised building work Building Services Levy	No	If value of works is over \$45,000 it is value of works x 0.274%, with a minimum of \$123.30.	If value of works is over \$45,000 it is value of works x 0.274%, with a minimum of \$123.30.	If value of works is over \$45,000 it is value of works x 0.274%, with a minimum of \$123.30.	No	10041-1046-1752-0000	
Community Planning	Manager Planning and Development	Section 5, Building and Construction Industry Training Levy Act 1990	Statutory	CTF Levy	No	If the value of works is over \$20,000 it is value of works x 0.2%	If the value of works is over \$20,000 it is value of works x 0.2%	If the value of works is over \$20,000 it is value of works x 0.2%	No	10041-1046-1752-0000	
Community Planning	Manager Planning and Development	Schedule 2, Building Regulations 2012	Statutory	Application to replace an occupancy permit for an existing building (s.52(1))	No	110.00	110.00	110.00	No	10041-1046-1540-0000	0.00%

Responsible Directorate	Responsible Manager (Manager as relevant)	Head of Power (Relevant Legislative Authority to Levy the Fee)	Statutory or Discretionary Charge	DESCRIPTION	GST TAXABLE	ADOPTED FEE 2023/24 (Exc GST)	PROPOSED FEE 2024/25 (Exc GST)	PROPOSED FEE 2024/25 (Inc GST)	Community Concession Available	Project (or other) Ledger Account number	PROPOSED FEE 2024/25 (Inc GST) % Change
Community Planning	Manager Planning and Development	Schedule 2, Building Regulations 2012	Statutory	Application for a building approval certificate for an existing building or an incidental structure where unauthorised work has not been done (s.52(2))	No	110.00	110.00	110.00	No	10041-1046-1540-0000	0.00%
Community Planning	Manager Planning and Development	Schedule 2, Building Regulations 2012	Statutory	Application to extend the time during which an occupancy permit or building approval certificate has effect (s.65(3)(a))	No	110.00	110.00	110.00	No	10041-1046-1540-0000	0.00%
				<u>Certificate of Design Compliance</u>							
Community Planning	Manager Planning and Development	Local Government Act 1995 Section 6.16	Discretionary	Class 2 – 9 Buildings	No	Construction value up to \$2M, 0.09% of the GST inclusive estimated value of works, with a minimum of \$385.00; plus GST. Construction value more than \$2M, \$1,980.00, plus 0.07% of the GST inclusive estimated value of works for every \$ over 2M; plus GST.	Construction value up to \$2M, 0.09% of the GST inclusive estimated value of works, with a minimum of \$385.00; plus GST. Construction value more than \$2M, \$1,980.00, plus 0.07% of the GST inclusive estimated value of works for every \$ over 2M; plus GST.	Construction value up to \$2M, 0.09% of the GST inclusive estimated value of works, with a minimum of \$385.00; plus GST. Construction value more than \$2M, \$1,980.00, plus 0.07% of the GST inclusive estimated value of works for every \$ over 2M; plus GST.	No	10041-1046-1546-0000	
				<u>Certificate of Construction Compliance</u>							
Community Planning	Manager Planning and Development	Local Government Act 1995 Section 6.16	Discretionary	Where the City of Busselton provided the Certificate of Design Compliance	No	\$181.50 per hour, with a minimum of \$385.00	\$181.50 per hour, with a minimum of \$385.00	\$181.50 per hour, with a minimum of \$385.00	No	10041-1046-1546-0000	
Community Planning	Manager Planning and Development	Local Government Act 1995 Section 6.16	Discretionary	Where the City of Busselton did not provide the Certificate of Design Compliance	No	\$181.50 per hour, with a minimum of \$385.00	\$181.50 per hour, with a minimum of \$385.00	\$181.50 per hour, with a minimum of \$385.00	No	10041-1046-1546-0000	
				<u>Certificate of Building Compliance</u>							
Community Planning	Manager Planning and Development	Local Government Act 1995 Section 6.16	Discretionary	Authorised or unauthorised Class 2 – 9 buildings	No	\$181.50 per hour, with a minimum of \$385.00.	\$181.50 per hour, with a minimum of \$385.00.	\$181.50 per hour, with a minimum of \$385.00.	No	10041-1046-1546-0000	
Community Planning	Manager Planning and Development	Local Government Act 1995 Section 6.16	Discretionary	Unauthorised Class 1 – 10 buildings	No	0.26% of the GST inclusive estimated current value of the works, with a minimum of \$250.00.	0.26% of the GST inclusive estimated current value of the works, with a minimum of \$250.00.	0.26% of the GST inclusive estimated current value of the works, with a minimum of \$250.00.	No	10041-1046-1546-0000	
Community Planning	Manager Planning and Development	Local Government Act 1995 Section 6.16	Discretionary	Certificates of Design, Construction or Building Compliance in relation to building work outside the City.	No	\$79.00 per hour, including travel time, with a minimum of \$200.00.	\$79.00 per hour, including travel time, with a minimum of \$200.00.	\$79.00 per hour, including travel time, with a minimum of \$200.00.	No	10041-1046-1546-0000	
Community Planning	Manager Planning and Development	Local Government Act 1995 Section 6.16	Discretionary	Provision of written advice confirming compliance with town planning and/or environmental health matters, and/or advising of town planning and environmental health requirements, prior to submissions of an application for issue of a building permit.	No	75.00	75.00	75.00	No	10041-1046-1544-0000	0.00%
				<u>Building Plan Searches</u>							

Responsible Directorate	Responsible Manager (Manager as relevant)	Head of Power (Relevant Legislative Authority to Levy the Fee)	Statutory or Discretionary Charge	DESCRIPTION	GST TAXABLE	ADOPTED FEE 2023/24 (Exc GST)	PROPOSED FEE 2024/25 (Exc GST)	PROPOSED FEE 2024/25 (Inc GST)	Community Concession Available	Project (or other) Ledger Account number	PROPOSED FEE 2024/25 (Inc GST) % Change
Community Planning	Manager Planning and Development	Local Government Act 1995 Section 6.16	Discretionary	Electronic Plans	No	84.00	84.00	84.00	No	10041-1046-1544-0000	0.00%
Community Planning	Manager Planning and Development	Local Government Act 1995 Section 6.16	Discretionary	Old Archive (Stored at Depot) The above fees include the cost of copying up to ten A4 or A3 sheets or equivalent. Any further copies which be charged in accord with the adopted photocopy charges as detailed in this Schedule	No	125.00	125.00	125.00	No	10041-1046-1544-0000	0.00%
Community Planning	Manager Planning and Development	Local Government Act 1995 Section 6.16	Discretionary	Provide copy of Housing Indemnity Insurance Policy	No	84.00	84.00	84.00	No	10041-1046-1544-0000	0.00%
Community Planning	Manager Planning and Development	Local Government Act 1995 Section 6.16	Discretionary	Site Plans	No	66.00	66.00	66.00	No	10041-1046-1544-0000	0.00%
				<b>Building Inspection and Reports</b>							
Community Planning	Manager Planning and Development	Local Government Act 1995 Section 6.16	Discretionary	Section 39 Building BCA compliance inspection fee - if required.	Yes	173.64	179.09	197.00	No	10041-1046-1544-0000	3.14%
Community Planning	Manager Planning and Development	Local Government Act 1995 Section 6.16	Discretionary	Property Inspection and Report Preparation	Yes	557.27	576.36	634.00	No	10041-1046-1544-0000	3.43%
Community Planning	Manager Planning and Development	Local Government Act 1995 Section 6.16	Discretionary	Building Call Out Fee. Fee applies where work for which an inspection is requested, was not ready for inspection.	Yes	173.64	179.09	197.00	No	10041-1046-1544-0000	3.14%
				<b>Swimming Pool Inspections</b>							
Community Planning	Manager Community Safety	Regulation 53 of the Building Regulations 2012	Statutory	4 Yearly Inspection	Yes	As per the maximum fee listed in Regulation 53 of the Building Regulations 2012	As per the maximum fee listed in Regulation 53 of the Building Regulations 2012	As per the maximum fee listed in Regulation 53 of the Building Regulations 2012	No	10671-1053-1543-0000	
Community Planning	Manager Community Safety	Local Government Act 1995 Section 6.16	Discretionary	Pool Certification inspection (upon completion of construction of barrier to a private swimming pool)	Yes	167.27	167.27	184.00	No	10671-1053-1543-0000	0.00%
Community Planning	Manager Community Safety	Local Government Act 1995 Section 6.16	Discretionary	Pool inspection fee on sale of property (if more than 1 year from scheduled inspection)	Yes	167.27	167.27	184.00	No	10671-1053-1543-0000	0.00%
Community Planning	Manager Community Safety	Local Government Act 1995 Section 6.16	Discretionary	Building and Pool re-inspection fee for non compliance (will be charged when barrier is found to be non-compliant at three consecutive inspections).	Yes	167.27	167.27	184.00	No	10671-1053-1543-0000	0.00%
				<b>Building certificates and written advice (Building Act 2011)</b>							
Community Planning	Manager Planning and Development	Regulation 53 of the Building Regulations 2012	Statutory	Extend a Building or Demolition Permit	No	110.00	110.00	110.00	No	10671-1053-1543-0000	0.00%
				<b>TOWN PLANNING RELATED FEES</b>							
				<b>Fees, not otherwise included below; for Town Planning services set by statute will be charged at the maximum amount applicable under the relevant statute, which may be subject to change.</b>							
Community Planning	Manager Planning and Development	Schedule 1, Planning and Development (Development Assessment Panels) Regulations 2011	Statutory	Fees, not otherwise included below; for planning services listed in the Planning and Development (Development Assessment Panels) Regulations 2011	No	As per the maximum fee listed in Schedule 1, Planning and Development (Development Assessment Panels) Regulations 2011	As per the maximum fee listed in Schedule 1, Planning and Development (Development Assessment Panels) Regulations 2011	As per the maximum fee listed in Schedule 1, Planning and Development (Development Assessment Panels) Regulations 2011	No	12258-1048-1570-0000	
Community Planning	Manager Planning and Development	Schedule 2, Planning and Development Regulations 2009	Statutory	Fees, not otherwise included below; for planning services listed in the Planning and Development Regulations 2009	No	As per the maximum fee listed in Schedule 2, Planning and Development Regulations 2009	As per the maximum fee listed in Schedule 2, Planning and Development Regulations 2009	As per the maximum fee listed in Schedule 2, Planning and Development Regulations 2009	No	12258-1048-1570-0000	
				<b>Development Application Fees</b>							
Community Planning				Where the estimated cost of development (ECD) is:							

Responsible Directorate	Responsible Manager (Manager as relevant)	Head of Power (Relevant Legislative Authority to Levy the Fee)	Statutory or Discretionary Charge	DESCRIPTION	GST TAXABLE	ADOPTED FEE 2023/24 (Exc GST)	PROPOSED FEE 2024/25 (Exc GST)	PROPOSED FEE 2024/25 (Inc GST)	Community Concession Available	Project (or other) Ledger Account number	PROPOSED FEE 2024/25 (Inc GST) % Change
Community Planning	Manager Planning and Development	Schedule 2, Planning and Development Regulations 2009	Statutory	Not more than \$50,000	No	147.00	147.00	147.00	Yes	12258-1048-1570-000	0.00%
Community Planning	Manager Planning and Development	Schedule 2, Planning and Development Regulations 2009	Statutory	More than \$50,000 but not more than \$500,000	No	0.32% of ECD	0.32% of ECD	0.32% of ECD	Yes	12258-1048-1570-000	
Community Planning	Manager Planning and Development	Schedule 2, Planning and Development Regulations 2009	Statutory	More than \$500,000 but not more than \$2.5 million	No	\$1700 + 0.257% for every \$1 over \$500,000	\$1700 + 0.257% for every \$1 over \$500,000	\$1700 + 0.257% for every \$1 over \$500,000	Yes	12258-1048-1570-000	
Community Planning	Manager Planning and Development	Schedule 2, Planning and Development Regulations 2009	Statutory	More than \$2.5 million but not more than \$5 million	No	\$7161 + 0.206% for every \$1 over \$2.5 million	\$7161 + 0.206% for every \$1 over \$2.5 million	\$7161 + 0.206% for every \$1 over \$2.5 million	Yes	12258-1048-1570-000	
Community Planning	Manager Planning and Development	Schedule 2, Planning and Development Regulations 2009	Statutory	More than \$5 million but not more than \$21.5 million	No	\$12,633 + 0.123% for every \$1 over \$5 million	\$12,633 + 0.123% for every \$1 over \$5 million	\$12,633 + 0.123% for every \$1 over \$5 million	Yes	12258-1048-1570-000	
Community Planning	Manager Planning and Development	Schedule 2, Planning and Development Regulations 2009	Statutory	More than \$21.5 million	No	34,196.00	34,196.00	34,196.00	Yes	12258-1048-1570-000	0.00%
Community Planning	Manager Planning and Development	Schedule 2, Planning and Development Regulations 2009	Statutory	Retrospective Development Approval	No	Fee as above + twice that amount as penalty	Fee as above + twice that amount as penalty	Fee as above + twice that amount as penalty	No	12258-1048-1570-000	
Community Planning	Manager Planning and Development	Schedule 2, Planning and Development Regulations 2009	Statutory	Change of Use (e.g. Holiday Home or Bed & Breakfast)	No	295.00	295.00	295.00	No	12258-1048-1570-000	0.00%
Community Planning	Manager Planning and Development	Schedule 2, Planning and Development Regulations 2009	Statutory	Extractive industry	No	739.00	739.00	739.00	No	12258-1048-1570-000	0.00%
				<b>Other Application Fees</b>							
Community Planning	Manager Planning and Development	Schedule 2, Planning and Development Regulations 2009	Statutory	Determining an application to amend or cancel development approval.	No	295.00	295.00	295.00	No	12258-1048-1570-000	0.00%
Community Planning	Manager Planning and Development	Schedule 2, Planning and Development Regulations 2009	Statutory	Determining an application for advice made under the Planning and Development (Local Planning Schemes) Regulations 2015 Sch. 2 cl. 61A (as that clause applies as part of the local planning scheme)	No	295.00	295.00	295.00	No	12258-1048-1570-000	0.00%
Community Planning	Manager Planning and Development	Schedule 2, Planning and Development Regulations 2009	Statutory	Determining an initial application for approval of a home occupation where the home occupation has not commenced	No	222.00	222.00	222.00	No	12258-1048-1570-000	0.00%
Community Planning	Manager Planning and Development	Schedule 2, Planning and Development Regulations 2009	Statutory	Determining an initial application for approval of a home occupation where the home occupation has commenced	No	Fee as above + twice that amount as penalty	Fee as above + twice that amount as penalty	Fee as above + twice that amount as penalty	No	12258-1048-1570-000	
Community Planning	Manager Planning and Development	Schedule 2, Planning and Development Regulations 2009	Statutory	Determining an application for the renewal of an approval of a home occupation where the application is made before the approval expires	No	73.00	73.00	73.00	No	12258-1048-1570-000	0.00%
Community Planning	Manager Planning and Development	Schedule 2, Planning and Development Regulations 2009	Statutory	Determining an application for the renewal of an approval of home occupation where the application is made after the approval has expired.	No	Fee as above + twice that amount as penalty	Fee as above + twice that amount as penalty	Fee as above + twice that amount as penalty	No	12258-1048-1570-000	
Community Planning	Manager Planning and Development	Schedule 2, Planning and Development Regulations 2009	Statutory	Determining an application for a change of use or for an alteration or extension or change of a non-conforming use to which ECD (above) does not apply, where the change or the alteration, extension or change has not commenced or been carried out.	No	295.00	295.00	295.00	No	12258-1048-1570-000	0.00%
Community Planning	Manager Planning and Development	Schedule 2, Planning and Development Regulations 2009	Statutory	Determining an application for a change of use or for an alteration or extension or change of a non-conforming use to which Item 2 does not apply, where the change or the alteration, extension or change has commenced or been carried out.	No	Fee as above + twice that amount as penalty	Fee as above + twice that amount as penalty	Fee as above + twice that amount as penalty	No	12258-1048-1570-000	
Community Planning	Manager Planning and Development	Schedule 2, Planning and Development Regulations 2009	Statutory	Providing a zoning certificate.	No	73.00	73.00	73.00	No	12258-1048-1690-0000	0.00%
Community Planning	Manager Planning and Development	Schedule 2, Planning and Development Regulations 2009	Statutory	Replying to a property settlement questionnaire.	No	73.00	73.00	73.00	No	12258-1048-1690-0000	0.00%



Responsible Directorate	Responsible Manager (Manager as relevant)	Head of Power (Relevant Legislative Authority to Levy the Fee)	Statutory or Discretionary Charge	DESCRIPTION	GST TAXABLE	ADOPTED FEE 2023/24 (Exc GST)	PROPOSED FEE 2024/25 (Exc GST)	PROPOSED FEE 2024/25 (Inc GST)	Community Concession Available	Project (or other) Ledger Account number	PROPOSED FEE 2024/25 (Inc GST) % Change
Community Planning	Manager Planning and Development	Schedule 2, Planning and Development Regulations 2009	Statutory	Providing written planning advice.	No	73.00	73.00	73.00	No	12258-1048-1570-000	0.00%
				<u>Miscellaneous</u>							
Community Planning	Manager Planning and Development	Local Government Act 1995 Section 6.16	Discretionary	Design Review Panel meeting (where triggered under Local Planning Policy 4.13)	yes	At Cost	At Cost	At Cost	No	12258-1048-1570-000	
Community Planning	Manager Planning and Development	Local Government Act 1995 Section 6.16	Discretionary	Certificate of Local Planning Authority (or Local Government Authority where appropriate such as Section 39 & 40 requests, Certificates relating to firearms approvals etc)	No	167.00	172.00	172.00	No	12258-1048-1752-000	2.99%
Community Planning	Manager Planning and Development	Local Government Act 1995 Section 6.16	Discretionary	Reconsideration of decision to refuse application for planning consent where application is received more than 28 days from the date of the original decision (no fees are payable where application received within 28 days)		40% of the planning application fee that would apply to a new application, with the minimum fee being \$147.	40% of the planning application fee that would apply to a new application, with the minimum fee being \$147.	40% of the planning application fee that would apply to a new application, with the minimum fee being \$147.	No	12258-1048-1570-000	
Community Planning	Manager Planning and Development	Local Government Act 1995 Section 6.16	Discretionary	Assessment of plans or detailed documents required pursuant to a DGP, DAP or site-specific zoning provisions prior to development or subdivision.		Planning application fee as per Schedule 2 Planning and Development Regulations 2009.	Planning application fee as per Schedule 2 Planning and Development Regulations 2009.	Planning application fee as per Schedule 2 Planning and Development Regulations 2009, plus GST.	No	12258-1048-1570-000	
Community Planning	Manager Planning and Development	Local Government Act 1995 Section 6.16	Discretionary	Landgate Search	No	Cost plus 30%	Cost plus 30%	Cost plus 30%	No	12258-1048-1690-0000	
Community Planning	Manager Planning and Development	Local Government Act 1995 Section 6.16	Discretionary	Agency referral fee (in addition to application fee)	No	134.00	138.00	138.00	No	12258-1048-1571-0000	2.99%
Community Planning	Manager Planning and Development	Local Government Act 1995 Section 6.16	Discretionary	Planning application consultation - neighbour and agency only (in addition to application fee)	No	134.00	138.00	138.00	No	12258-1048-1571-0000	2.99%
Community Planning	Manager Planning and Development	Local Government Act 1995 Section 6.16	Discretionary	Development Application Consultation - requiring newspaper advertising	No	425.00	439.00	439.00	No	12258-1048-1571-0000	3.29%
Community Planning	Manager Planning and Development	Local Government Act 1995 Section 6.16	Discretionary	Applications for planning approval when required ONLY due to inclusion of property on adopted Heritage List	No	Full Fee Waiver (\$0)	Full Fee Waiver (\$0)	Full Fee Waiver (\$0)	No	N/A	
Community Planning	Manager Planning and Development	Local Government Act 1995 Section 6.16	Discretionary	Portable Sign Licence Fee	No	236.00	244.00	244.00	No	12258-1048-1571-0000	3.39%
				<u>Legal Agreements</u>							
Community Planning	Manager Planning and Development	Local Government Act 1995 Section 6.16	Discretionary	Planning & Building Agreement Preparation Fees	Yes	At cost	At cost	At cost plus GST	No	12258-1048-1576-0000	
Community Planning	Manager Planning and Development	Local Government Act 1995 Section 6.16	Discretionary	Planning & Building Agreement Preparation Fees - External	Yes	At cost	At cost	At cost plus GST	No	12258-1048-1576-0000	
				<u>HEALTH RELATED FEES</u>							
				Fees, not otherwise included below; for Health services set by statute will be charged at the maximum amount applicable under the relevant statute, which may be subject to change.							
				<u>Food Premises Fees</u>							
Community Planning	Manager Community Safety	Section 107 (3), Section 113	Discretionary	Notification Fee	No	72.00	74.00	74.00	Yes	10710-1051-1565-0000	2.78%
Community Planning	Manager Community Safety	Section 107 (3), Section 113	Discretionary	Notification Fee - charitable organisation	No	New	37.00	37.00	No	10710-1051-1565-0000	#VALUE!
Community Planning	Manager Community Safety	Section 107 (3), Section 113	Discretionary	Application for Registration Food Business - Low Risk	No	138.00	142.00	142.00	Yes	10710-1051-1564-0000	2.90%
Community Planning	Manager Community Safety	Section 107 (3), Section 113	Discretionary	Application for Registration Food Business - Medium / High Risk	No	254.00	262.00	262.00	Yes	10710-1051-1564-0000	3.15%
Community Planning	Manager Community Safety	Local Government Act 1995 Section 6.16	Discretionary	Surveillance fee - Low Risk - Pro rata applies	No	108.00	111.00	111.00	Yes	10710-1051-1565-0000	2.78%
Community Planning	Manager Community Safety	Local Government Act 1995 Section 6.16	Discretionary	Surveillance fee - Medium Risk - Pro rata applies	No	232.00	240.00	240.00	Yes	10710-1051-1565-0000	3.45%
Community Planning	Manager Community Safety	Local Government Act 1995 Section 6.16	Discretionary	Surveillance fee - High Risk - Pro rata applies	No	466.00	482.00	482.00	Yes	10710-1051-1565-0000	3.43%

Responsible Directorate	Responsible Manager (Manager as relevant)	Head of Power (Relevant Legislative Authority to Levy the Fee)	Statutory or Discretionary Charge	DESCRIPTION	GST TAXABLE	ADOPTED FEE 2023/24 (Exc GST)	PROPOSED FEE 2024/25 (Exc GST)	PROPOSED FEE 2024/25 (Inc GST)	Community Concession Available	Project (or other) Ledger Account number	PROPOSED FEE 2024/25 (Inc GST) % Change
Community Planning	Manager Community Safety	Local Government Act 1995 Section 6.16	Discretionary	Inspection of premises (Additional or on request)	No	202.00	209.00	209.00	Yes	10710-1051-1565-0000	3.47%
Community Planning	Manager Community Safety	Local Government Act 1995 Section 6.16	Discretionary	Late Payment Fee	No	38.00	39.00	39.00	Yes	10710-1051-1565-0000	2.63%
				<b>Stallholders</b>							
				<b>Application for Stallholders Permit Fee/Renewal of Stallholder's Permit Fee/ Transfer of Stallholders Permit</b>							
Community Planning	Manager Community Safety	Local Government Act 1995 Section 6.16	Discretionary	per occasion	No	43.00	44.00	44.00	No	10710-1051-1551-0000	2.33%
Community Planning	Manager Community Safety	Local Government Act 1995 Section 6.16	Discretionary	Up to 3 months	No	64.00	66.00	66.00	No	10710-1051-1551-0000	3.13%
Community Planning	Manager Community Safety	Local Government Act 1995 Section 6.16	Discretionary	6 months	No	96.00	99.00	99.00	No	10710-1051-1551-0000	3.13%
Community Planning	Manager Community Safety	Local Government Act 1995 Section 6.16	Discretionary	12 months	No	162.00	167.00	167.00	No	10710-1051-1551-0000	3.09%
Community Planning	Manager Community Safety	Local Government Act 1995 Section 6.16	Discretionary	Application for Transfer of Stallholder's Permit	No	38.00	39.00	39.00	No	10710-1051-1551-0000	2.63%
				<b>Traders</b>							
Community Planning	Manager Community Safety	Local Government Act 1995 Section 6.16	Discretionary	Application for Trader's Permit	No	167.00	172.00	172.00	No	10710-1051-1551-0000	2.99%
Community Planning	Manager Community Safety	Local Government Act 1995 Section 6.16	Discretionary	Application for Transfer of Trader's Permit	No	167.00	172.00	172.00	No	10710-1051-1551-0000	2.99%
Community Planning	Manager Community Safety	Local Government Act 1995 Section 6.16	Discretionary	Itinerant Trader Permit Fee	No	1,672.00	1,730.00	1,730.00	No	10710-1051-1551-0000	3.47%
Community Planning	Manager Community Safety	Local Government Act 1995 Section 6.16	Discretionary	Trader's Permit – Bond Fees	No	1,255.00	1,298.00	1,298.00	No	Bond	3.43%
				<b>Trader's Permit Fee – Zone 1</b>							
				<b>Prime sites (Meelup Beach Carpark Only)</b>							
Community Planning	Manager Community Safety	Local Government Act 1995 Section 6.16	Discretionary	12 months - Pro rata applies	No	6,022.00	6,022.00	6,022.00	No	10710-1051-1551-0000	0.00%
				<b>Trader's Permit Fee – Zone 1A</b>							
				<b>Prime sites (e.g. Boat ramp car parks)</b>							
Community Planning	Manager Community Safety	Local Government Act 1995 Section 6.16	Discretionary	12 months - Pro rata applies	No	4,423.00	4,423.00	4,423.00	No	10710-1051-1551-0000	0.00%
				<b>Trader's Permit Fee – Zone 2</b>							
				<b>Secondary sites (e.g. other coastal and foreshore nodes)</b>							
Community Planning	Manager Community Safety	Local Government Act 1995 Section 6.16	Discretionary	12 months - Pro rata applies	No	3,304.00	3,304.00	3,304.00	No	10710-1051-1551-0000	0.00%
				<b>Trader's Permit Fee – Zone 2A</b>							
				<b>Other inland sites</b>							
Community Planning	Manager Community Safety	Local Government Act 1995 Section 6.16	Discretionary	12 months - Pro rata applies	No	2,771.00	2,771.00	2,771.00	No	10710-1051-1551-0000	0.00%
				<b>Outdoor Eating Facility</b>							
Community Planning	Manager Community Safety	Local Government Act 1995 Section 6.16	Discretionary	Application for Outdoor Eating Facility Permit	No	162.00	167.00	167.00	No	10710-1051-1552-0000	3.09%
Community Planning	Manager Community Safety	Local Government Act 1995 Section 6.16	Discretionary	Outdoor Eating Facility Permit Fee/Renewal of Outdoor Eating Facility Permit Fee	No	0.00	0.00	0.00	No	10710-1051-1552-0000	
Community Planning	Manager Community Safety	Local Government Act 1995 Section 6.16	Discretionary	Application for Transfer of Outdoor Eating Facility Permit	No	69.00	71.00	71.00	No	10710-1051-1552-0000	2.90%
				<b>* Public Building Fees</b>							
Community Planning	Manager Community Safety	Public Building Regulations 1992	Statutory	> 5,000 persons, maximum fee under the Public Building Regulations 1992	No	871.00	871.00	871.00	Yes	10710-1051-1560-0000	0.00%
Community Planning	Manager Community Safety	Max fee under Public Building Regulations 1992	Discretionary	3001 to 5000 people	No	New	660.00	660.00	Yes	10710-1051-1560-0000	#VALUE!
Community Planning	Manager Community Safety	Max fee under Public Building Regulations 1992	Discretionary	1001 to 3000 people	No	New	448.00	448.00	Yes	10710-1051-1560-0000	#VALUE!

Responsible Directorate	Responsible Manager (Manager as relevant)	Head of Power (Relevant Legislative Authority to Levy the Fee)	Statutory or Discretionary Charge	DESCRIPTION	GST TAXABLE	ADOPTED FEE 2023/24 (Exc GST)	PROPOSED FEE 2024/25 (Exc GST)	PROPOSED FEE 2024/25 (Inc GST)	Community Concession Available	Project (or other) Ledger Account number	PROPOSED FEE 2024/25 (Inc GST) % Change
Community Planning	Manager Community Safety	Max fee under Public Building Regulations 1992	Discretionary	<1000	No	New	236.00	236.00	Yes	10710-1051-1560-0000	#VALUE!
Community Planning	Manager Community Safety	Max fee under Public Building Regulations 1992	Discretionary	Charitable organisation *	No	New	118.00	118.00	No	10710-1051-1560-0000	#VALUE!
Community Planning	Manager Community Safety	Max fee under Public Building Regulations 1992	Discretionary	Public Building Inspection Fee (including events)	No	195.00	195.00	195.00	Yes	10710-1051-1560-0000	0.00%
				<b>Water Sampling Fee</b>							
Community Planning	Manager Community Safety	Local Government Act 1995 Section 6.16	Discretionary	Chemical Swimming Pool sample	No	16.00	20.00	20.00	No	10017-1051-1553-0000	25.00%
Community Planning	Manager Community Safety	Local Government Act 1995 Section 6.16	Discretionary	Micro/ Amoeba Swimming Pool Sample	No	39.00	40.00	40.00	No	10017-1051-1553-0000	2.56%
Community Planning	Manager Community Safety	Local Government Act 1995 Section 6.16	Discretionary	Private Water Supply Sampling Fee	No	83.00	85.00	85.00	No	10017-1051-1553-0000	2.41%
Community Planning	Manager Community Safety	Local Government Act 1995 Section 6.16	Discretionary	Late Payment Fee	No	38.00	39.00	39.00	No	10017-1051-1553-0000	2.63%
				<b>Park Home, Annexe &amp; Miscellaneous Caravan Park Fees</b>							
Community Planning	Manager Community Safety	Caravan parks & Camping Regs 1997	Statutory	Caravan Park licence : minimum \$200	No	200.00	200.00	200.00	No	10710-1051-1550-0000	0.00%
Community Planning	Manager Community Safety	Caravan parks & Camping Regs 1997	Statutory	Long stay sites, per site	No	6.00	6.00	6.00	No	10710-1051-1550-0000	0.00%
Community Planning	Manager Community Safety	Caravan parks & Camping Regs 1997	Statutory	Short stay sites and sites in transit parks, per site	No	6.00	6.00	6.00	No	10710-1051-1550-0000	0.00%
Community Planning	Manager Community Safety	Caravan parks & Camping Regs 1997	Statutory	Camp site, per site	No	3.00	3.00	3.00	No	10710-1051-1550-0000	0.00%
Community Planning	Manager Community Safety	Caravan parks & Camping Regs 1997	Statutory	Overflow site, per site	No	1.50	1.50	1.50	No	10710-1051-1550-0000	0.00%
Community Planning	Manager Community Safety	Local Government Act 1995 Section 6.16	Discretionary	Application for Approval of Park Home	No	265.00	274.00	274.00	No	10710-1051-1554-0000	3.40%
Community Planning	Manager Community Safety	Local Government Act 1995 Section 6.16	Discretionary	Application for Approval of Annexe	No	265.00	274.00	274.00	No	10710-1051-1554-0000	3.40%
Community Planning	Manager Community Safety	Local Government Act 1995 Section 6.16	Discretionary	Application for approval of other Buildings, Carports, Pergolas and Storage Sheds	No	265.00	274.00	274.00	No	10710-1051-1554-0000	3.40%
Community Planning	Manager Community Safety	Caravan parks & Camping Regs 1997	Statutory	Temporary License	No	100.00	100.00	100.00	No	10710-1051-1554-0000	0.00%
				<b>Animal Registration Fees</b>							
Community Planning	Manager Community Safety	Local Government Act 1995 Section 6.16	Discretionary	Application for Registration of Stable	No	96.00	99.00	99.00	No	10710-1051-1563-0000	3.13%
Community Planning	Manager Community Safety	Local Government Act 1995 Section 6.16	Discretionary	Application to Renew Registration of Stable	No	57.00	58.00	58.00	No	10710-1051-1563-0000	1.75%
Community Planning	Manager Community Safety	Local Government Act 1995 Section 6.16	Discretionary	Application to Transfer Registration of Stable	No	28.00	28.00	28.00	No	10710-1051-1563-0000	0.00%
Community Planning	Manager Community Safety	Local Government Act 1995 Section 6.16	Discretionary	Application for Registration of premises to keep pigeons	No	96.00	99.00	99.00	No	10710-1051-1563-0000	3.13%
Community Planning	Manager Community Safety	Local Government Act 1995 Section 6.16	Discretionary	Application for renewal of Registration to Keep Pigeons	No	57.00	58.00	58.00	No	10710-1051-1563-0000	1.75%
				<b>Lodging House Registration Fees</b>							
Community Planning	Manager Community Safety	Local Government Act 1995 Section 6.16	Discretionary	Application for Registration of Lodging House - less than 15 lodgers	No	417.00	431.00	431.00	No	10710-1051-1563-0000	3.36%
Community Planning	Manager Community Safety	Local Government Act 1995 Section 6.16	Discretionary	Renewal of Registration of Lodging House - less than 15 lodgers	No	276.00	285.00	285.00	No	10710-1051-1563-0000	3.26%
Community Planning	Manager Community Safety	Local Government Act 1995 Section 6.16	Discretionary	Application for Registration of Lodging House - 15 or more lodgers	No	597.00	617.00	617.00	No	10710-1051-1563-0000	3.35%
Community Planning	Manager Community Safety	Local Government Act 1995 Section 6.16	Discretionary	Renewal of Registration of Lodging House - 15 or more lodgers	No	398.00	411.00	411.00	No	10710-1051-1563-0000	3.27%
Community Planning	Manager Community Safety	Local Government Act 1995 Section 6.16	Discretionary	Late Payment Fee	No	38.00	39.00	39.00	No	10710-1051-1563-0000	2.63%
				<b>Temporary Accommodation Approval Fees</b>							

Responsible Directorate	Responsible Manager (Manager as relevant)	Head of Power (Relevant Legislative Authority to Levy the Fee)	Statutory or Discretionary Charge	DESCRIPTION	GST TAXABLE	ADOPTED FEE 2023/24 (Exc GST)	PROPOSED FEE 2024/25 (Exc GST)	PROPOSED FEE 2024/25 (Inc GST)	Community Concession Available	Project (or other) Ledger Account number	PROPOSED FEE 2024/25 (Inc GST) % Change
Community Planning	Manager Community Safety	Regulation 11 (2)(a) and (c) of the Caravan Parks and Camping Grounds Regulations 1997	Discretionary	Application for Approval to camp (Regulation 11 Caravan Parks & Camping Grounds Regulations 1997)	No	265.00	274.00	274.00	No	10710-1051-1563-0000	3.40%
				<u>Holiday Homes</u>							
Community Planning	Manager Community Safety	Local Government Act 1995 Section 6.16	Discretionary	Application for Registration of Holiday Homes	No	162.00	167.00	167.00	No	10710-1051-1566-0000	3.09%
Community Planning	Manager Community Safety	Local Government Act 1995 Section 6.16	Discretionary	Registration Fee - Pro rata applies	No	255.00	263.00	263.00	No	10710-1051-1566-0000	3.14%
Community Planning	Manager Community Safety	Local Government Act 1995 Section 6.16	Discretionary	Renewal of Holiday Homes Registration	No	278.00	287.00	287.00	No	10710-1051-1566-0000	3.24%
				Pro-rata period or rate fee can be charged at CEO discretion (for example a six month fee)							
Community Planning	Manager Community Safety	Local Government Act 1995 Section 6.16	Discretionary	Late Payment Fee	No	38.00	39.00	39.00	No	10710-1051-1566-0000	2.63%
				<u>Effluent Disposal Fee</u>							
Community Planning	Manager Community Safety	Health Sewerage regulation 1974	Statutory	Local Government Application Fee	No	118.00	118.00	118.00	No	10260-1051-1555-0000	0.00%
Community Planning	Manager Community Safety	Local Government Act 1995 Section 6.16	Discretionary	Local Government Report Fee (recommended fee)	No	118.00	118.00	118.00	No	10260-1051-1563-0000	0.00%
Community Planning	Manager Community Safety	Health Sewerage regulation 1974	Statutory	Fee for the grant of a permit to use apparatus	No	118.00	118.00	118.00	No	10260-1051-1556-0000	0.00%
Community Planning	Manager Community Safety	Local Government Act 1995 Section 6.16	Discretionary	Request for re-inspection	No	144.00	149.00	149.00	No	10260-1051-1556-0000	3.47%
				<u>Noise Regulation Fees</u>							
Community Planning	Manager Community Safety	Noise regulation 1997	Statutory	Regulation 19 fee	No	999.00	999.00	As per Statute, up to \$15,000	Yes	10710-1051-1557-0000	
Community Planning	Manager Community Safety	Noise regulation 1997	Statutory	Regulation 18 application fee	No	1,000.00	1,000.00	1,075.00	Yes	10710-1051-1557-0000	3.46%
Community Planning	Manager Community Safety	Noise regulation 1997	Statutory	Regulation 18 late fee	No	250.00	250.00	268.00	Yes	10710-1051-1557-0000	3.47%
Community Planning	Manager Community Safety	Local Government Act 1995 Section 6.16	Discretionary	Noise monitoring fee - per hour	No	140.00	140.00	150.00	Yes	10710-1051-1557-0000	3.45%
Community Planning	Manager Community Safety	Noise regulation 1997	Statutory	Regulation 16 fee	No	500.00	500.00	537.00	Yes	10710-1051-1557-0000	3.47%
Community Planning	Manager Community Safety	Noise regulation 1997	Statutory	Regulation 14 fee	No	500.00	500.00	537.00	Yes	10710-1051-1557-0000	3.47%
Community Planning	Manager Community Safety	Noise regulation 1997	Statutory	Regulation 13 fee	No	160.00	160.00	171.00	Yes	10710-1051-1557-0000	3.01%
				<u>General Fees</u>							
Community Planning	Manager Community Safety	Local Government Act 1995 Section 6.16	Discretionary	Request for a Section 39 Liquor Licence Certificate	No	222.00	229.00	229.00	No	10710-1051-1552-0000	3.15%
Community Planning	Manager Community Safety	Local Government Act 1995 Section 6.16	Discretionary	Premises Plan Assessment Fee - miscellaneous	No	178.00	184.00	184.00	No	10710-1051-1552-0000	3.37%
Community Planning	Manager Community Safety	Local Government Act 1995 Section 6.16	Discretionary	Request for Inspection of Premises - miscellaneous	No	202.00	209.00	209.00	No	10710-1051-1552-0000	3.47%
Community Planning	Manager Community Safety	Local Government Act 1995 Section 6.16	Discretionary	Copy of Certificate of analysis	No	34.00	35.00	35.00	No	10710-1051-1552-0000	2.94%
				<u>RANGER &amp; FIRE SERVICE RELATED FEES</u>							
				Fees, not otherwise included below; for Ranger & Fire services set by statute will be charged at the maximum amount applicable under the relevant statute, which may be subject to change.							
				<u>ANIMAL CONTROL</u>							
Community Planning	Manager Community Safety	Cat Act 2011	Statutory	Registration Fees: Cat - One Year	No	20.00	20.00	20.00	No	10018-1054-1586-0000	0.00%
Community Planning	Manager Community Safety	Cat Act 2011	Statutory	Registration Fees: Cat - Half Yearly if registering less than 6 months from expiry date	No	50% of full	50% of full	50% of full	No	10018-1054-1586-0000	
Community Planning	Manager Community Safety	Cat Act 2011	Statutory	Registration Fees: Cat - Three Year	No	42.50	42.50	42.50	No	10018-1054-1586-0000	0.00%
Community Planning	Manager Community Safety	Cat Act 2011	Statutory	Registration Fees: Cat - Lifetime	No	100.00	100.00	100.00	No	10018-1054-1586-0000	0.00%

Responsible Directorate	Responsible Manager (Manager as relevant)	Head of Power (Relevant Legislative Authority to Levy the Fee)	Statutory or Discretionary Charge	DESCRIPTION	GST TAXABLE	ADOPTED FEE 2023/24 (Exc GST)	PROPOSED FEE 2024/25 (Exc GST)	PROPOSED FEE 2024/25 (Inc GST)	Community Concession Available	Project (or other) Ledger Account number	PROPOSED FEE 2024/25 (Inc GST) % Change
Community Planning	Manager Community Safety	Cat Act 2011	Statutory	Cat Registration Concession - Pensioner Concession Card Holders	No	50% of full	50% of full	50% of full	No	10018-1054-1586-0000	
Community Planning	Manager Community Safety	Dog Act 1976	Statutory	Registration Fees: Unsterilised Dog - One Year	No	50.00	50.00	50.00	No	10018-1054-1590-0000	0.00%
Community Planning	Manager Community Safety	Dog Act 1976	Statutory	Registration Fees: Unsterilised Dog - Three Year	No	120.00	120.00	120.00	No	10018-1054-1590-0000	0.00%
Community Planning	Manager Community Safety	Dog Act 1976	Statutory	Registration Fees: Unsterilised Dog - Lifetime	No	250.00	250.00	250.00	No	10018-1054-1590-0000	0.00%
Community Planning	Manager Community Safety	Dog Act 1976	Statutory	Registration Fees: Sterilised Dog - One Year	No	20.00	20.00	20.00	No	10018-1054-1590-0000	0.00%
Community Planning	Manager Community Safety	Dog Act 1976	Statutory	Registration Fees: Sterilised Dog - Three Year	No	42.50	42.50	42.50	No	10018-1054-1590-0000	0.00%
Community Planning	Manager Community Safety	Dog Act 1976	Statutory	Registration Fees: Sterilised Dog - Lifetime	No	100.00	100.00	100.00	No	10018-1054-1590-0000	0.00%
Community Planning	Manager Community Safety	Dog Act 1976	Statutory	Dog Registration Concession - Pensioner Concession Card Holders	No	50% of full	50% of full	50% of full	No	10018-1054-1590-0000	
Community Planning	Manager Community Safety	Dog Act 1976	Statutory	Dog Registration Concession - Dogs bona fida used for droving and tending livestock	No	25% of full	25% of full	25% of full	No	10018-1054-1590-0000	
Community Planning	Manager Community Safety	Local Government Act 1995 Section 6.16	Discretionary	Registration tag re-issue	No	Nil	Nil	Nil	No	N/A	
Community Planning	Manager Community Safety	Local Government Act 1995 Section 6.16	Discretionary	Other LGA Registration transfer - Dogs & Cats	No	Nil	Nil	Nil	No	N/A	
Community Planning	Manager Community Safety	Local Government Act 1995 Section 6.16	Discretionary	Transfer of ownership of Cat following sale or similar	Yes	Nil	Nil	Nil	No	10018-1054-1586-0000	
Community Planning	Manager Community Safety	Local Government Act 1995 Section 6.16	Discretionary	Transfer of ownership of Dog following sale or similar	Yes	Nil	Nil	Nil	No	10018-1054-1590-0000	
Community Planning	Manager Community Safety	Local Government Act 1995 Section 6.16	Discretionary	Cat Microchipping Fee	Yes	Actual Cost	Actual Cost	Actual Cost	No	10018-1054-1586-0000	
Community Planning	Manager Community Safety	Local Government Act 1995 Section 6.16	Discretionary	Dog Microchipping Fee	Yes	Actual Cost	Actual Cost	Actual Cost	No	10018-1054-1590-0000	
Community Planning	Manager Community Safety	Local Government Act 1995 Section 6.16	Discretionary	Cat Surrender / Disposal Fee	No	65.00	65.00	65.00	No	10018-1054-1586-0000	0.00%
Community Planning	Manager Community Safety	Local Government Act 1995 Section 6.16	Discretionary	Dog Surrender / Disposal Fee	No	125.00	125.00	125.00	No	10018-1054-1590-0000	0.00%
Community Planning	Manager Community Safety	Local Government Act 1995 Section 6.16	Discretionary	<u>Animal Traps</u>							
Community Planning	Manager Community Safety	Local Government Act 1995 Section 6.16	Discretionary	Animal Trap refundable deposit when requesting trap	No	100.00	100.00	100.00	No	Bond	0.00%
Community Planning	Manager Community Safety	Local Government Act 1995 Section 6.16(2)(d)	Discretionary	<u>Application Fees</u>							
Community Planning	Manager Community Safety	Local Government Act 1995 Section 6.16(2)(d)	Discretionary	Application for permission to keep more than two cats	No	85.00	87.00	87.00	No	10018-1054-1586-0000	2.35%
Community Planning	Manager Community Safety	Local Government Act 1995 Section 6.16(2)(d)	Discretionary	Application for permission to keep more than two dogs	No	85.00	87.00	87.00	No	10018-1054-1590-0000	2.35%
Community Planning	Manager Community Safety	Cat Act 2011	Statutory	Application fee to grant or renewal to breed cats	No	New	100.00	100.00	No	10018-1054-1586-0000	#VALUE!
Community Planning	Manager Community Safety	Local Government Act 1995 Section 6.16(2)(d)	Discretionary	Application fee to grant or renewal to breed dogs	No	New	100.00	100.00	No	10018-1054-1590-0000	#VALUE!
Community Planning	Manager Community Safety	Local Government Act 1995 Section 6.16(2)(d)	Discretionary	Application for licence/renewal of licence to keep an approved cattery establishment	No	234.00	242.00	242.00	No	10018-1054-1589-0000	3.42%
Community Planning	Manager Community Safety	Local Government Act 1995 Section 6.16(2)(d)	Discretionary	Application for licence/renewal of licence to keep an approved kennel establishment	No	234.00	242.00	242.00	No	10018-1054-1589-0000	3.42%
Community Planning	Manager Community Safety	s33M of the Dog Act 1976 (fee set by s31(1)(j)2) of the Dog Regulations 2013	Statutory	Dangerous Dog (Declared) compliance and annual inspection fee	No	100.00	100.00	100.00	No	10018-1054-1590-0000	0.00%
				<u>IMPOUNDING FEES - ANIMALS</u>							

Responsible Directorate	Responsible Manager (Manager as relevant)	Head of Power (Relevant Legislative Authority to Levy the Fee)	Statutory or Discretionary Charge	DESCRIPTION	GST TAXABLE	ADOPTED FEE 2023/24 (Exc GST)	PROPOSED FEE 2024/25 (Exc GST)	PROPOSED FEE 2024/25 (Inc GST)	Community Concession Available	Project (or other) Ledger Account number	PROPOSED FEE 2024/25 (Inc GST) % Change
				<u>Impounding Fees - Dogs</u>							
Community Planning	Manager Community Safety	Local Government Act 1995 Section 6.16	Discretionary	Dog - Animal Facility Administration Fee	No	198.00	198.00	198.00	No	10018-1054-1587-0000	0.00%
Community Planning	Manager Community Safety	Local Government Act 1995 Section 6.16	Discretionary	Sustenance Fees for first 72 hours	No	0.00	0.00	0.00	No	10018-1054-1588-0000	
Community Planning	Manager Community Safety	Local Government Act 1995 Section 6.16	Discretionary	Sustenance Fees per day after 72 hours	No	33.00	33.00	33.00	No	10018-1054-1588-0000	0.00%
				<u>Impounding Fees - Cats</u>							
Community Planning	Manager Community Safety	Local Government Act 1995 Section 6.16	Discretionary	Cat Impoundment Fee	No	198.00	198.00	198.00	No	10018-1054-1591-0000	0.00%
Community Planning	Manager Community Safety	Local Government Act 1995 Section 6.16	Discretionary	Sustenance Fees for first 72 hours	No	0.00	0.00	0.00	No	10018-1054-1592-0000	
Community Planning	Manager Community Safety	Local Government Act 1995 Section 6.16	Discretionary	Sustenance Fees per day after 72 hours	No	33.00	33.00	33.00	No	10018-1054-1592-0000	0.00%
				<u>Ranger Fees to impound stock</u>							
				Stock to include all animals other than cats and dogs, for example (but not limited to) cattle, horses, mules, asses, camels, pigs, sheep and goats per head							
Community Planning	Manager Community Safety	Local Government Act 1995 Section 6.16	Discretionary	- if impounded after 6am & before 6pm	No	123.00	123.00	123.00	No	10018-1054-1593-0000	0.00%
Community Planning	Manager Community Safety	Local Government Act 1995 Section 6.16	Discretionary	- if impounded after 6pm and before 6am	No	149.00	149.00	149.00	No	10018-1054-1593-0000	0.00%
				<u>Stock Poundage Fee</u>							
				Stock to include all animals other than cats and dogs, for example (but not limited to) cattle, horses, mules, asses, camels, pigs, sheep and goats per head							
Community Planning	Manager Community Safety	Local Government Act 1995 Section 6.16	Discretionary	- First 24 hours or part	No	30.00	30.00	30.00	No	10018-1054-1593-0000	0.00%
Community Planning	Manager Community Safety	Local Government Act 1995 Section 6.16	Discretionary	- Subsequently each 24 hours or part	No	17.50	17.50	17.50	No	10018-1054-1593-0000	0.00%
				No charge is payable in respect of a suckling animal under the age of 6 months running with its mother							
				<u>Sustenance of Impounded Stock</u>							
				Stock to include all animals other than cats and dogs, for example (but not limited to) cattle, horses, mules, asses, camels, pigs, sheep and goats per head							
Community Planning	Manager Community Safety	Local Government Act 1995 Section 6.16	Discretionary	- For each 24 hours or part	No	15.50	15.50	15.50	No	10018-1054-1593-0000	0.00%
				No charge is payable in respect of a suckling animal under the age of 6 months running with its mother							
Community Planning	Manager Community Safety	Local Government Act 1995 Section 6.16	Discretionary	Roaming Livestock Attendance fee - City Assist to attend to roaming livestock but no impound	No	New	360.00	360.00	No	10018-1054-1593-0000	#VALUE!
				<u>IMPOUNDING FEES - OTHER</u>							
				<u>Signs</u>							
Community Planning	Manager Community Safety	Local Government Act 1995 Section 6.16	Discretionary	Portable Signs	No	84.00	84.00	84.00	No	10905-1054-1726-0000	0.00%
Community Planning	Manager Community Safety	Local Government Act 1995 Section 6.16	Discretionary	Fixed Sign	No	159.00	159.00	159.00	No	10905-1054-1726-0000	0.00%
				<u>Beach Shelters and Other Impounded Goods</u>							
Community Planning	Manager Community Safety	Local Government Act 1995 Section 3.46(1)	Statutory	Impounded Beach Shelter or Other Structure	No	135.00	135.00	135.00	No	10905-1054-1726-0000	0.00%
Community Planning	Manager Community Safety	Local Government Act 1995 Section 3.46(1)	Statutory	Other impounded goods (e.g. camping equipment, pushbikes, or other personal effects)	No	135.00	135.00	135.00	No	10905-1054-1726-0000	0.00%
				<u>Motor Vehicles</u>							
Community Planning	Manager Community Safety	Local Government Act 1995 Section 6.16	Discretionary	Impounded Motor Vehicle - per vehicle	No	145.00	145.00	145.00	No	10905-1054-1595-0000	0.00%
Community Planning	Manager Community Safety	Local Government Act 1995 Section 6.16	Discretionary	Daily Impoundment Fee	No	At Cost	At Cost	At Cost	No	10905-1054-1595-0000	

Responsible Directorate	Responsible Manager (Manager as relevant)	Head of Power (Relevant Legislative Authority to Levy the Fee)	Statutory or Discretionary Charge	DESCRIPTION	GST TAXABLE	ADOPTED FEE 2023/24 (Exc GST)	PROPOSED FEE 2024/25 (Exc GST)	PROPOSED FEE 2024/25 (Inc GST)	Community Concession Available	Project (or other) Ledger Account number	PROPOSED FEE 2024/25 (Inc GST) % Change
Community Planning	Manager Community Safety	Local Government Act 1995 Section 6.16	Discretionary	Impounded Motor Vehicle Towing Fee - at cost	No	At Cost	At Cost	At Cost	No	10905-1054-1522-0000	
				<u>Shopping Trolleys</u>							
Community Planning	Manager Community Safety	Local Government Act 1995 Section 6.16	Discretionary	Impounded Shopping Trolley - per trolley	No	78.00	78.00	78.00	No	10905-1054-1596-0000	0.00%
				<u>RANGER &amp; FIRE SERVICES - ADMIN COSTS</u>							
Community Planning	Manager Community Safety	Local Government Act 1995 Section 6.16	Discretionary	Ranger time per hour	Yes	141.82	146.36	161.00	No	10905-1054-1531-0000	3.21%
Community Planning	Manager Community Safety	Local Government Act 1995 Section 6.16	Discretionary	Ranger travelling costs (mileage): per kilometre	Yes	1.95	1.95	2.15	No	10905-1054-1531-0000	0.00%
				<u>RANGER &amp; FIRE SERVICES - MISCELLANEOUS</u>							
Community Planning	Manager Community Safety	Local Government Act 1995 Section 6.16	Discretionary	Application for permit pursuant to Thoroughfares Local Law where no fee otherwise identified	No	162.00	167.00	167.00	No	10956-1054-1597-0000	3.09%
Community Planning	Manager Community Safety	Local Government Act 1995 Section 6.16	Discretionary	Application for Temporary Parking Permit - (one day)	No	38.00	39.00	39.00	No	10956-1054-1597-0000	2.63%
Community Planning	Manager Community Safety	Local Government Act 1995 Section 6.16	Discretionary	Daily Charge Temporary Parking Permit - (per day or part thereof following first day)	No	12.50	12.50	12.50	No	10956-1054-1597-0000	0.00%
Community Planning	Manager Community Safety	Local Government Act 1995 Section 6.16	Discretionary	Application for beach/reserve vehicle access permit - per day	No	14.00	14.00	14.00	No	10905-1054-1629-0000	0.00%
Community Planning	Manager Community Safety	Local Government Act 1995 Section 6.16	Discretionary	Application for beach/reserve/commercial fisher vehicle access permit - 3 year permit	No	179.00	185.00	185.00	No	10905-1054-1629-0000	3.35%
Community Planning	Manager Community Safety	Local Government Act 1995 Section 6.16	Discretionary	Application for beach/reserve/commercial fisher vehicle access permit - renewal of permit	No	121.00	125.00	125.00	No	10905-1054-1629-0000	3.31%
Community Planning	Manager Community Safety	Local Government Act 1995 Section 6.16	Discretionary	Dog/cat disposal / rehousing fee: voluntary surrender by owner: fee per dog/cat	No	150.00	155.00	155.00	No	10018-1054-1594-0000	3.33%
Community Planning	Manager Community Safety	Local Government Act 1995 Section 6.16	Discretionary	Beach gate key deposit (refundable)	No	New	100.00	100.00	No	Bond	
				Fire Hazard Clearing							
Community Planning	Manager Community Safety	Local Government Act 1995 Section 6.16	Discretionary	- Administration Fee	No	148.00	153.00	153.00	No	10734-1054-1502-0000	3.38%
Community Planning	Manager Community Safety	Local Government Act 1995 Section 6.16	Discretionary	- Contractors Fee: actual cost	No	At cost	At cost	At Cost Plus GST	No	10734-1054-1598-0000	
				<u>GEOGRAPHE LEISURE CENTRE</u>							
				Promotions at the discretion of the Chief Executive Officer							
				Prices of items sold at the kiosks and/or café will be as per appropriate local pricing.							
				<u>Swimming Pool</u>							
Community Planning	Manager Community and Recreation	Local Government Act 1995 Section 6.16	Discretionary	Adult Swim	Yes	6.73	6.91	7.60	No	10461-1011-1623-7004	2.70%
Community Planning	Manager Community and Recreation	Local Government Act 1995 Section 6.16	Discretionary	Concession Swim (Health Care card, or child 5-16 years)	Yes	5.18	5.27	5.80	No	10461-1011-1623-7004	1.75%
Community Planning	Manager Community and Recreation	Local Government Act 1995 Section 6.16	Discretionary	Child under 5 y/o (must be accompanied by an adult)	Yes	Nil	Nil	Nil	No	10461-1011-1623-7004	
Community Planning	Manager Community and Recreation	Local Government Act 1995 Section 6.16	Discretionary	Spectator	Yes	Nil	Nil	Nil	No	10461-1011-1623-7004	
Community Planning	Manager Community and Recreation	Local Government Act 1995 Section 6.16	Discretionary	School In term Swimming - Education Department	Yes	3.73	3.82	4.20	No	10461-1011-1623-7004	2.44%
Community Planning	Manager Community and Recreation	Local Government Act 1995 Section 6.16	Discretionary	Vacation Swimming - Education Department	Yes	3.91	4.00	4.40	No	10461-1011-1623-7004	2.33%
Community Planning	Manager Community and Recreation	Local Government Act 1995 Section 6.16	Discretionary	Sauna/spa/swim (16 years & over only)	Yes	11.82	12.27	13.50	No	10461-1011-1623-7004	3.85%
Community Planning	Manager Community and Recreation	Local Government Act 1995 Section 6.16	Discretionary	Swimming Pool lane hire - Community (per lane per hour) Individual participants must pay normal pool entry	Yes	11.27	11.64	12.80	No	10461-1011-1623-7004	3.23%
Community Planning	Manager Community and Recreation	Local Government Act 1995 Section 6.16	Discretionary	Swimming Pool lane hire - Commercial (per lane per hour) Individual participants must pay normal pool entry	Yes	24.73	25.55	28.10	No	10461-1011-1623-7004	3.31%
Community Planning	Manager Community and Recreation	Local Government Act 1995 Section 6.16	Discretionary	Swimming Pool lane hire - Commercial (per lane per hour) OFF- Peak - individuals must pay normal pool entry	Yes	16.00	16.55	18.20	No	10461-1011-1623-7004	3.41%
Community Planning	Manager Community and Recreation	Local Government Act 1995 Section 6.16	Discretionary	Local regular not for profit aquatic user groups	Yes	4.55	4.55	5.00	No	10461-1011-1623-7004	0.00%



Responsible Directorate	Responsible Manager (Manager as relevant)	Head of Power (Relevant Legislative Authority to Levy the Fee)	Statutory or Discretionary Charge	DESCRIPTION	GST TAXABLE	ADOPTED FEE 2023/24 (Exc GST)	PROPOSED FEE 2024/25 (Exc GST)	PROPOSED FEE 2024/25 (Inc GST)	Community Concession Available	Project (or other) Ledger Account number	PROPOSED FEE 2024/25 (Inc GST) % Change
Community Planning	Manager Community and Recreation	Local Government Act 1995 Section 6.16	Discretionary	Swimming Pool Hire (Outdoor - Exclusive use) per hour (min 3 hours)	Yes	116.09	120.00	132.00	No	10461-1011-1623-7004	3.37%
Community Planning	Manager Community and Recreation	Local Government Act 1995 Section 6.16	Discretionary	Group Pass (2 Adults and 2 children)	Yes	18.82	19.45	21.40	No	10461-1011-1623-7004	3.38%
Community Planning	Manager Community and Recreation	Local Government Act 1995 Section 6.16	Discretionary	Discount tickets - book of 10	Yes	10% Discount	10% Discount	10% Discount	No	10461-1011-1623-7004	
Community Planning	Manager Community and Recreation	Local Government Act 1995 Section 6.16	Discretionary	Discount tickets - book of 20	Yes	15% Discount	15% Discount	15% Discount	No	10461-1011-1623-7004	
Community Planning	Manager Community and Recreation	Local Government Act 1995 Section 6.16	Discretionary	Discount tickets - book of 50	Yes	20% Discount	20% Discount	20% Discount	No	10461-1011-1623-7004	
Community Planning	Manager Community and Recreation	Local Government Act 1995 Section 6.16	Discretionary	Learn To Swim - per lesson	No	16.60	17.00	17.00	No	10461-1011-1624-7004	2.41%
Community Planning	Manager Community and Recreation	Local Government Act 1995 Section 6.16	Discretionary	Private one on one lesson per 30 mins	No	44.60	46.00	46.00	No	10461-1011-1624-7004	3.14%
Community Planning	Manager Community and Recreation	Local Government Act 1995 Section 6.16	Discretionary	Private one on one lesson per 15 mins	No	22.80	23.50	23.50	No	10461-1011-1624-7004	3.07%
Community Planning	Manager Community and Recreation	Local Government Act 1995 Section 6.16	Discretionary	Large Inflatable Hire - per hour	Yes	170.00	177.27	195.00	No	10461-1011-1623-7004	4.28%
Community Planning	Manager Community and Recreation	Local Government Act 1995 Section 6.16	Discretionary	Small Inflatable Hire - per hour	Yes	132.27	136.36	150.00	No	10461-1011-1623-7004	3.09%
Community Planning	Manager Community and Recreation	Local Government Act 1995 Section 6.16	Discretionary	Dry side inflatable Hire (unsupervised)- maximum 3hrs hire	Yes	137.00	141.82	156.00	No	10461-1011-1623-7004	3.52%
				<u>Group Fitness</u>							
Community Planning	Manager Community and Recreation	Local Government Act 1995 Section 6.16	Discretionary	Fitness Centre - Casual	Yes	18.64	19.09	21.00	No	10461-1011-1625-7002	2.44%
Community Planning	Manager Community and Recreation	Local Government Act 1995 Section 6.16	Discretionary	Per person per class (f/t student, health care card, senior's card concession)	Yes	12.73	13.18	14.50	No	10461-1011-1625-7002	3.57%
Community Planning	Manager Community and Recreation	Local Government Act 1995 Section 6.16	Discretionary	Appraisal and program	Yes	74.09	76.36	84.00	No	10461-1011-1625-7002	3.07%
Community Planning	Manager Community and Recreation	Local Government Act 1995 Section 6.16	Discretionary	Lifestyle Seniors program	Yes	7.27	7.45	8.20	No	10461-1011-1625-7002	2.50%
				<u>Personal / Group Training</u>							
Community Planning	Manager Community and Recreation	Local Government Act 1995 Section 6.16	Discretionary	Assessment Fee	Yes	74.09	76.82	84.50	No	10461-1011-1625-7002	3.68%
Community Planning	Manager Community and Recreation	Local Government Act 1995 Section 6.16	Discretionary	Small Group One off Training Session (min 2, max 4 persons) cost is per session shared between participants.	Yes	68.18	70.45	77.50	No	10461-1011-1642-7005	3.33%
Community Planning	Manager Community and Recreation	Local Government Act 1995 Section 6.16	Discretionary	Small Group Personal Training - 6 week program, twice per week - cost per person (min 6 participants/6 week program)	Yes	124.55	129.09	142.00	No	10461-1011-1642-7005	3.65%
Community Planning	Manager Community and Recreation	Local Government Act 1995 Section 6.16	Discretionary	PT School programme entry per student (minimum 8 students session)	Yes	7.55	7.73	8.50	No	10461-1011-1642-7005	2.41%
Community Planning	Manager Community and Recreation	Local Government Act 1995 Section 6.16	Discretionary	Bootcamp - cost per session/term based (minimum 6 people)	Yes	10.91	11.36	12.50	No	10461-1011-1642-7005	4.17%
Community Planning	Manager Community and Recreation	Local Government Act 1995 Section 6.16	Discretionary	Personal Training - 1 hour session with Trainer (1 on 1)	Yes	63.64	65.91	72.50	No	10461-1011-1642-7005	3.57%
				<u>Aerobics / Aquarobics</u>							
Community Planning	Manager Community and Recreation	Local Government Act 1995 Section 6.16	Discretionary	Per person per class	Yes	18.64	19.09	21.00	No	10461-1011-1625-7005	2.44%
Community Planning	Manager Community and Recreation	Local Government Act 1995 Section 6.16	Discretionary	Per person per class (f/t student, health care card, senior's card concession)	Yes	12.73	13.18	14.50	No	10461-1011-1625-7005	3.57%
Community Planning	Manager Community and Recreation	Local Government Act 1995 Section 6.16	Discretionary	Discount tickets - book of 10	Yes	10% Discount	10% Discount	10% Discount	No	10461-1011-1625-7005	
Community Planning	Manager Community and Recreation	Local Government Act 1995 Section 6.16	Discretionary	Discount tickets - book of 20	Yes	15% Discount	15% Discount	15% Discount	No	10461-1011-1625-7005	
Community Planning	Manager Community and Recreation	Local Government Act 1995 Section 6.16	Discretionary	Discount tickets - book of 50	Yes	20% Discount	20% Discount	20% Discount	No	10461-1011-1625-7005	
				<u>Sports Stadium</u>							
Community Planning	Manager Community and Recreation	Local Government Act 1995 Section 6.16	Discretionary	Sports courts (each per hour ) - Community peak	Yes	54.55	54.55	60.00	No	10461-1011-1630-7003	0.00%
Community Planning	Manager Community and Recreation	Local Government Act 1995 Section 6.16	Discretionary	Sports courts (each per hour ) - Community Off-peak ( 9am-3pm, Mon-Fri)	Yes	41.82	41.82	46.00	No	10461-1011-1630-7003	0.00%

Responsible Directorate	Responsible Manager (Manager as relevant)	Head of Power (Relevant Legislative Authority to Levy the Fee)	Statutory or Discretionary Charge	DESCRIPTION	GST TAXABLE	ADOPTED FEE 2023/24 (Exc GST)	PROPOSED FEE 2024/25 (Exc GST)	PROPOSED FEE 2024/25 (Inc GST)	Community Concession Available	Project (or other) Ledger Account number	PROPOSED FEE 2024/25 (Inc GST) % Change
Community Planning	Manager Community and Recreation	Local Government Act 1995 Section 6.16	Discretionary	# Volleyball Courts 5 & 6 (i.e. smaller courts)	Yes	30.00	30.00	33.00	No	10461-1011-1630-7003	0.00%
Community Planning	Manager Community and Recreation	Local Government Act 1995 Section 6.16	Discretionary	Sports courts (each per hour) commercial	Yes	76.36	76.36	84.00	No	10461-1011-1630-7003	0.00%
Community Planning	Manager Community and Recreation	Local Government Act 1995 Section 6.16	Discretionary	Community half court - per hour	Yes	27.27	27.27	30.00	No	10461-1011-1630-7003	0.00%
Community Planning	Manager Community and Recreation	Local Government Act 1995 Section 6.16	Discretionary	Badminton Court - per hour	Yes	19.09	19.09	21.00	No	10461-1011-1630-7003	0.00%
Community Planning	Manager Community and Recreation	Local Government Act 1995 Section 6.16	Discretionary	Casual Shots (Individual fee*) conditions apply	Yes	6.36	6.36	7.00	No	10461-1011-1630-7003	0.00%
Community Planning	Manager Community and Recreation	Local Government Act 1995 Section 6.16	Discretionary	Casual Shots (Individual fee*) school student rate conditions apply	Yes	2.73	2.73	3.00	No	10461-1011-1630-7003	0.00%
Community Planning	Manager Community and Recreation	Local Government Act 1995 Section 6.16	Discretionary	Whole of stadium hire per day (5.30am-3.30pm Mon-Fri & W'ends)	Yes	645.45	645.45	710.00	No	10461-1011-1630-7003	0.00%
Community Planning	Manager Community and Recreation	Local Government Act 1995 Section 6.16	Discretionary	Whole of stadium hire bond	No	535.00	535.00	535.00	No	10461-1011-1630-7003	0.00%
				<u>Crèche / Activity Room</u>							
Community Planning	Manager Community and Recreation	Local Government Act 1995 Section 6.16	Discretionary	Crèche / activity room per hour (Commercial)	Yes	44.55	46.09	50.70	No	10461-1011-1620-7001	3.47%
Community Planning	Manager Community and Recreation	Local Government Act 1995 Section 6.16	Discretionary	Crèche / activity room per hour (Community)	Yes	34.09	35.27	38.80	No	10461-1011-1620-7001	3.47%
Community Planning	Manager Community and Recreation	Local Government Act 1995 Section 6.16	Discretionary	Crèche / per child per session	Yes	6.09	6.36	7.00	No	10461-1011-1620-7001	4.48%
Community Planning	Manager Community and Recreation	Local Government Act 1995 Section 6.16	Discretionary	Per Child per session (Book of 5)	Yes	25.64	26.36	29.00	No	10461-1011-1620-7001	2.84%
Community Planning	Manager Community and Recreation	Local Government Act 1995 Section 6.16	Discretionary	Per Child per session (Book of 10)	Yes	40.00	41.36	45.50	No	10461-1011-1620-7001	3.41%
Community Planning	Manager Community and Recreation	Local Government Act 1995 Section 6.16	Discretionary	Vacation Care Program (per child per day)	No	88.00	90.00	90.00	No	10461-1011-1622-7007	2.27%
				<u>MEMBERSHIP PACKAGES</u>							
Community Planning	Manager Community and Recreation	Local Government Act 1995 Section 6.16	Discretionary	Casual Day Pass (Gym/Aerobics/Pool/Spa/Sauna)	Yes	23.64	24.55	27.00	No	10461-1011-1641-7005	3.85%
Community Planning	Manager Community and Recreation	Local Government Act 1995 Section 6.16	Discretionary	Membership Cancellation Administration Fee	Yes	24.55	25.45	28.00	No	10461-1011-1641-7005	3.70%
				<u>Swim membership: [per person per annum]</u>							
Community Planning	Manager Community and Recreation	Local Government Act 1995 Section 6.16	Discretionary	Individual (Adult)	Yes	590.91	611.82	673.00	No	10461-1011-1641-7005	3.54%
Community Planning	Manager Community and Recreation	Local Government Act 1995 Section 6.16	Discretionary	6 months membership	Yes	377.27	390.91	430.00	No	10461-1011-1641-7005	3.61%
Community Planning	Manager Community and Recreation	Local Government Act 1995 Section 6.16	Discretionary	3 months membership	Yes	272.73	281.82	310.00	No	10461-1011-1641-7005	3.33%
Community Planning	Manager Community and Recreation	Local Government Act 1995 Section 6.16	Discretionary	1 months membership	Yes	95.45	99.09	109.00	No	10461-1011-1641-7005	3.81%
Community Planning	Manager Community and Recreation	Local Government Act 1995 Section 6.16	Discretionary	Concession (Child, Health care card, seniors card, f/t student)	Yes	477.27	493.64	543.00	No	10461-1011-1641-7005	3.43%
Community Planning	Manager Community and Recreation	Local Government Act 1995 Section 6.16	Discretionary	6 months membership	Yes	336.36	348.18	383.00	No	10461-1011-1641-7005	3.51%
Community Planning	Manager Community and Recreation	Local Government Act 1995 Section 6.16	Discretionary	3 months membership	Yes	245.45	253.64	279.00	No	10461-1011-1641-7005	3.33%
Community Planning	Manager Community and Recreation	Local Government Act 1995 Section 6.16	Discretionary	1 months membership	Yes	86.36	89.09	98.00	No	10461-1011-1641-7005	3.16%
Community Planning	Manager Community and Recreation	Local Government Act 1995 Section 6.16	Discretionary	Double (each)	Yes	531.82	550.00	605.00	No	10461-1011-1641-7005	3.42%
Community Planning	Manager Community and Recreation	Local Government Act 1995 Section 6.16	Discretionary	Off Peak (11.00 a.m. to 3.00 p.m. - Monday to Friday)	Yes	422.73	437.27	481.00	No	10461-1011-1641-7005	3.44%
Community Planning	Manager Community and Recreation	Local Government Act 1995 Section 6.16	Discretionary	Direct Debit - fortnightly deduction	Yes	23.64	24.55	27.00	No	10461-1011-1641-7005	3.85%
Community Planning	Manager Community and Recreation	Local Government Act 1995 Section 6.16	Discretionary	Direct Debit - fortnightly concession	Yes	20.00	20.91	23.00	No	10461-1011-1641-7005	4.55%
Community Planning	Manager Community and Recreation	Local Government Act 1995 Section 6.16	Discretionary	Direct Debit - fortnightly double	Yes	21.82	22.73	25.00	No	10461-1011-1641-7005	4.17%
				<u>Gym: [per person per annum]</u>							

Responsible Directorate	Responsible Manager (Manager as relevant)	Head of Power (Relevant Legislative Authority to Levy the Fee)	Statutory or Discretionary Charge	DESCRIPTION	GST TAXABLE	ADOPTED FEE 2023/24 (Exc GST)	PROPOSED FEE 2024/25 (Exc GST)	PROPOSED FEE 2024/25 (Inc GST)	Community Concession Available	Project (or other) Ledger Account number	PROPOSED FEE 2024/25 (Inc GST) % Change
Community Planning	Manager Community and Recreation	Local Government Act 1995 Section 6.16	Discretionary	Individual	Yes	722.73	750.00	825.00	No	10461-1011-1641-7005	3.77%
Community Planning	Manager Community and Recreation	Local Government Act 1995 Section 6.16	Discretionary	6 months membership	Yes	468.18	484.55	533.00	No	10461-1011-1641-7005	3.50%
Community Planning	Manager Community and Recreation	Local Government Act 1995 Section 6.16	Discretionary	3 months membership	Yes	336.36	348.18	383.00	No	10461-1011-1641-7005	3.51%
Community Planning	Manager Community and Recreation	Local Government Act 1995 Section 6.16	Discretionary	1 months membership	Yes	118.18	121.82	134.00	No	10461-1011-1641-7005	3.08%
Community Planning	Manager Community and Recreation	Local Government Act 1995 Section 6.16	Discretionary	Concession [Child, Health care card, seniors card, f/t student]	Yes	609.09	630.00	693.00	No	10461-1011-1641-7005	3.43%
Community Planning	Manager Community and Recreation	Local Government Act 1995 Section 6.16	Discretionary	6 months membership	Yes	409.09	423.64	466.00	No	10461-1011-1641-7005	3.56%
Community Planning	Manager Community and Recreation	Local Government Act 1995 Section 6.16	Discretionary	3 months membership	Yes	295.45	305.45	336.00	No	10461-1011-1641-7005	3.38%
Community Planning	Manager Community and Recreation	Local Government Act 1995 Section 6.16	Discretionary	1 months membership	Yes	100.00	103.64	114.00	No	10461-1011-1641-7005	3.64%
Community Planning	Manager Community and Recreation	Local Government Act 1995 Section 6.16	Discretionary	Double (each)	Yes	668.18	691.82	761.00	No	10461-1011-1641-7005	3.54%
Community Planning	Manager Community and Recreation	Local Government Act 1995 Section 6.16	Discretionary	Off Peak (11.00 a.m. to 3.00 p.m. - Monday to Friday)	Yes	500.00	517.27	569.00	No	10461-1011-1641-7005	3.45%
Community Planning	Manager Community and Recreation	Local Government Act 1995 Section 6.16	Discretionary	Direct Debit - fortnightly deduction	Yes	26.36	27.27	30.00	No	10461-1011-1641-7005	3.45%
Community Planning	Manager Community and Recreation	Local Government Act 1995 Section 6.16	Discretionary	Direct Debit - fortnightly concession	Yes	22.73	23.64	26.00	No	10461-1011-1641-7005	4.00%
Community Planning	Manager Community and Recreation	Local Government Act 1995 Section 6.16	Discretionary	Direct Debit - fortnightly double	Yes	24.55	25.45	28.00	No	10461-1011-1641-7005	3.70%
				<b>Group Fitness Classes only: [per person per annum]</b>							
Community Planning	Manager Community and Recreation	Local Government Act 1995 Section 6.16	Discretionary	Individual	Yes	724.55	750.00	825.00	No	10461-1011-1641-7005	3.51%
Community Planning	Manager Community and Recreation	Local Government Act 1995 Section 6.16	Discretionary	6 months membership	Yes	468.18	484.55	533.00	No	10461-1011-1641-7005	3.50%
Community Planning	Manager Community and Recreation	Local Government Act 1995 Section 6.16	Discretionary	3 months membership	Yes	336.36	348.18	383.00	No	10461-1011-1641-7005	3.51%
Community Planning	Manager Community and Recreation	Local Government Act 1995 Section 6.16	Discretionary	1 months membership	Yes	118.18	121.82	134.00	No	10461-1011-1641-7005	3.08%
Community Planning	Manager Community and Recreation	Local Government Act 1995 Section 6.16	Discretionary	Concession [Child, Health care card, seniors card, f/t student]	Yes	609.09	630.00	693.00	No	10461-1011-1641-7005	3.43%
Community Planning	Manager Community and Recreation	Local Government Act 1995 Section 6.16	Discretionary	6 months membership	Yes	409.09	423.64	466.00	No	10461-1011-1641-7005	3.56%
Community Planning	Manager Community and Recreation	Local Government Act 1995 Section 6.16	Discretionary	3 months membership	Yes	295.45	305.45	336.00	No	10461-1011-1641-7005	3.38%
Community Planning	Manager Community and Recreation	Local Government Act 1995 Section 6.16	Discretionary	1 months membership	Yes	100.00	103.64	114.00	No	10461-1011-1641-7005	3.64%
Community Planning	Manager Community and Recreation	Local Government Act 1995 Section 6.16	Discretionary	Double (each)	Yes	668.18	691.82	761.00	No	10461-1011-1641-7005	3.54%
Community Planning	Manager Community and Recreation	Local Government Act 1995 Section 6.16	Discretionary	Direct Debit - fortnightly deduction	Yes	26.36	27.27	30.00	No	10461-1011-1641-7005	3.45%
Community Planning	Manager Community and Recreation	Local Government Act 1995 Section 6.16	Discretionary	Direct Debit - fortnightly concession	Yes	22.73	23.64	26.00	No	10461-1011-1641-7005	4.00%
Community Planning	Manager Community and Recreation	Local Government Act 1995 Section 6.16	Discretionary	Direct Debit - fortnightly double	Yes	24.55	25.45	28.00	No	10461-1011-1641-7005	3.70%
				<b>Full membership (includes Gym, Swim and Group Fitness) per annum</b>							
Community Planning	Manager Community and Recreation	Local Government Act 1995 Section 6.16	Discretionary	Individual	Yes	936.36	969.09	1,066.00	No	10461-1011-1641-7005	3.50%
Community Planning	Manager Community and Recreation	Local Government Act 1995 Section 6.16	Discretionary	6 months membership	Yes	613.64	635.45	699.00	No	10461-1011-1641-7005	3.56%
Community Planning	Manager Community and Recreation	Local Government Act 1995 Section 6.16	Discretionary	3 months membership	Yes	440.91	456.36	502.00	No	10461-1011-1641-7005	3.51%
Community Planning	Manager Community and Recreation	Local Government Act 1995 Section 6.16	Discretionary	1 months membership	Yes	159.09	164.55	181.00	No	10461-1011-1641-7005	3.43%
Community Planning	Manager Community and Recreation	Local Government Act 1995 Section 6.16	Discretionary	Concession [Child, Health care card, seniors card, f/t student]	Yes	831.82	860.91	947.00	No	10461-1011-1641-7005	3.50%

Responsible Directorate	Responsible Manager (Manager as relevant)	Head of Power (Relevant Legislative Authority to Levy the Fee)	Statutory or Discretionary Charge	DESCRIPTION	GST TAXABLE	ADOPTED FEE 2023/24 (Exc GST)	PROPOSED FEE 2024/25 (Exc GST)	PROPOSED FEE 2024/25 (Inc GST)	Community Concession Available	Project (or other) Ledger Account number	PROPOSED FEE 2024/25 (Inc GST) % Change
Community Planning	Manager Community and Recreation	Local Government Act 1995 Section 6.16	Discretionary	6 months membership	Yes	536.36	555.45	611.00	No	10461-1011-1641-7005	3.56%
Community Planning	Manager Community and Recreation	Local Government Act 1995 Section 6.16	Discretionary	3 months membership	Yes	386.36	400.00	440.00	No	10461-1011-1641-7005	3.53%
Community Planning	Manager Community and Recreation	Local Government Act 1995 Section 6.16	Discretionary	1 months membership	Yes	136.36	140.91	155.00	No	10461-1011-1641-7005	3.33%
Community Planning	Manager Community and Recreation	Local Government Act 1995 Section 6.16	Discretionary	Double (each)	Yes	890.91	921.82	1,014.00	No	10461-1011-1641-7005	3.47%
Community Planning	Manager Community and Recreation	Local Government Act 1995 Section 6.16	Discretionary	Off Peak (11.00 a.m. to 3.00 p.m. - Monday to Friday)	Yes	722.73	748.18	823.00	No	10461-1011-1641-7005	3.52%
Community Planning	Manager Community and Recreation	Local Government Act 1995 Section 6.16	Discretionary	Direct Debit - fortnightly deduction	Yes	34.55	35.45	39.00	No	10461-1011-1641-7005	2.63%
Community Planning	Manager Community and Recreation	Local Government Act 1995 Section 6.16	Discretionary	Direct Debit - fortnightly concession	Yes	30.91	31.82	35.00	No	10461-1011-1641-7005	2.94%
Community Planning	Manager Community and Recreation	Local Government Act 1995 Section 6.16	Discretionary	Direct Debit - fortnightly double	Yes	33.64	34.55	38.00	No	10461-1011-1641-7005	2.70%
Community Planning	Manager Community and Recreation	Local Government Act 1995 Section 6.16	Discretionary	Remote shift worker membership	Yes	495.45	512.73	564.00	No	10461-1011-1641-7005	3.49%
Community Planning	Manager Community and Recreation	Local Government Act 1995 Section 6.16	Discretionary	Membership cancellation Administration Fee	Yes	24.55	25.45	28.00	No	10461-1011-1641-7005	3.70%
Community Planning	Manager Community and Recreation	Local Government Act 1995 Section 6.16	Discretionary	Replacement Membership Card	Yes	13.64	14.09	15.50	No	10461-1011-1641-7005	3.33%
				<u>Corporate Packages</u>							
Community Planning	Manager Community and Recreation	Local Government Act 1995 Section 6.16	Discretionary	Swim Club - (Club Access Only) per person per annum. A 25% discount applies on renewal.	Yes	25% Discount	25% Discount	25% Discount	No	10461-1011-1641-7005	
Community Planning	Manager Community and Recreation	Local Government Act 1995 Section 6.16	Discretionary	# Corporate member Gym/Swim/Spa/Sauna [per person per annum] 10 plus members (each). A 20% discount applies on renewal.	Yes	20% Discount	20% Discount	20% Discount	No	10461-1011-1641-7005	
Community Planning	Manager Community and Recreation	Local Government Act 1995 Section 6.16	Discretionary	# City of Busselton staff full membership. (30% discount applies)	Yes	30% Discount	30% Discount	30% Discount	No	10461-1011-1641-7005	
Community Planning	Manager Community and Recreation	Local Government Act 1995 Section 6.16	Discretionary	Rehabilitation membership ( insurance) 3 month Full only	Yes	504.55	521.82	574.00	No	10461-1011-1641-7005	3.42%
				<u>Health Suites</u>							
Community Planning	Manager Community and Recreation	Local Government Act 1995 Section 6.16	Discretionary	Hire - Per day	Yes	59.09	60.91	67.00	No	10461-1011-1644-7000	3.08%
Community Planning	Manager Community and Recreation	Local Government Act 1995 Section 6.16	Discretionary	Storage - per month	Yes	84.55	87.27	96.00	No	10461-1011-1644-7000	3.23%
				<u>Meeting Room Hire</u>							
Community Planning	Manager Community and Recreation	Local Government Act 1995 Section 6.16	Discretionary	Community - per hour	Yes	22.73	23.45	25.80	No	10461-1011-1630-7000	3.20%
Community Planning	Manager Community and Recreation	Local Government Act 1995 Section 6.16	Discretionary	Commercial - per hour	Yes	37.73	39.00	42.90	No	10461-1011-1630-7000	3.37%
				<u>Fitness Room Hires</u>							
Community Planning	Manager Community and Recreation	Local Government Act 1995 Section 6.16	Discretionary	Community - per hour	Yes	38.64	39.91	43.90	No	10461-1011-1630-7000	3.29%
Community Planning	Manager Community and Recreation	Local Government Act 1995 Section 6.16	Discretionary	Commercial - per hour	Yes	72.73	75.27	82.80	No	10461-1011-1630-7000	3.50%
				<u>NATURALISTE COMMUNITY CENTRE</u>							
				Promotions at the discretion of the Chief Executive Officer							
				Prices of Items sold at the kiosks and/or café will be as per appropriate local pricing.							
				Key / Hire Bond							
Community Planning	Manager Community and Recreation	Local Government Act 1995 Section 6.16	Discretionary	Loss of key, unauthorised key transfer to another person, unauthorised key copying, or use of NCC without prior approval - rate per occurrence.	No	213.00	213.00	213.00	No	10462-1011-1629-0000	0.00%
Community Planning	Manager Community and Recreation	Local Government Act 1995 Section 6.16	Discretionary	Additional cleaning fee	Yes	Cost + 20%. Extra cleaning min. \$36 per/hr	Cost + 20%. Extra cleaning min. \$36 per/hr	Cost + 20%. Extra cleaning min. \$36 per/hr	No	10462-1011-1629-0000	

Responsible Directorate	Responsible Manager (Manager as relevant)	Head of Power (Relevant Legislative Authority to Levy the Fee)	Statutory or Discretionary Charge	DESCRIPTION	GST TAXABLE	ADOPTED FEE 2023/24 (Exc GST)	PROPOSED FEE 2024/25 (Exc GST)	PROPOSED FEE 2024/25 (Inc GST)	Community Concession Available	Project (or other) Ledger Account number	PROPOSED FEE 2024/25 (Inc GST) % Change
				<u>Stadium</u>							
Community Planning	Manager Community and Recreation	Local Government Act 1995 Section 6.16	Discretionary	Casual indoor tennis - Adults - per person per hour -	Yes	8.18	8.18	9.00	No	10462-1011-1630-0000	0.00%
Community Planning	Manager Community and Recreation	Local Government Act 1995 Section 6.16	Discretionary	Casual indoor tennis - Students - per person per hour -	Yes	5.00	5.00	5.50	No	10462-1011-1630-0000	0.00%
Community Planning	Manager Community and Recreation	Local Government Act 1995 Section 6.16	Discretionary	Sports Court (per hour) Community peak	Yes	54.55	54.55	60.00	No	10462-1011-1630-0000	0.00%
Community Planning	Manager Community and Recreation	Local Government Act 1995 Section 6.16	Discretionary	Sports Court (per hour) Community-Off Peak( 1pm-4pm Mon-Fri & Wends)	Yes	41.82	41.82	46.00	No	10462-1011-1630-0000	0.00%
Community Planning	Manager Community and Recreation	Local Government Act 1995 Section 6.16	Discretionary	Sports Court (per hour) commercial	Yes	76.36	76.36	84.00	No	10462-1011-1630-0000	0.00%
Community Planning	Manager Community and Recreation	Local Government Act 1995 Section 6.16	Discretionary	Community half court - per hour	Yes	27.27	27.27	30.00	No	10462-1011-1630-0000	0.00%
Community Planning	Manager Community and Recreation	Local Government Act 1995 Section 6.16	Discretionary	Badminton Court - per hour (includes net, racquets and shuttle)	Yes	19.09	19.09	21.00	No	10462-1011-1630-0000	0.00%
Community Planning	Manager Community and Recreation	Local Government Act 1995 Section 6.16	Discretionary	Casual Shots per person student rate* conditions apply	Yes	2.73	2.73	3.00	No	10462-1011-1630-0000	0.00%
Community Planning	Manager Community and Recreation	Local Government Act 1995 Section 6.16	Discretionary	Casual Shots per person* conditions apply	Yes	6.36	6.36	7.00	No	10462-1011-1630-0000	0.00%
Community Planning	Manager Community and Recreation	Local Government Act 1995 Section 6.16	Discretionary	Whole of stadium day hire - community group	Yes	218.18	218.18	240.00	No	10462-1011-1630-0000	0.00%
Community Planning	Manager Community and Recreation	Local Government Act 1995 Section 6.16	Discretionary	Whole of stadium hire bond	No	180.00	180.00	180.00	No	10462-1011-1630-0000	0.00%
Community Planning	Manager Community and Recreation	Local Government Act 1995 Section 6.16	Discretionary	Whole of stadium day hire - commercial	Yes	454.55	454.55	500.00	No	10462-1011-1630-0000	0.00%
Community Planning	Manager Community and Recreation	Local Government Act 1995 Section 6.16	Discretionary	Whole of stadium commercial hire bond	No	375.00	375.00	375.00	No	10462-1011-1630-0000	0.00%
				<u>Multi-Purpose Activity Room (Full)</u>							
Community Planning	Manager Community and Recreation	Local Government Act 1995 Section 6.16	Discretionary	Community - per hour	Yes	38.64	40.00	44.00	No	10462-1011-1633-0000	3.53%
Community Planning	Manager Community and Recreation	Local Government Act 1995 Section 6.16	Discretionary	Commercial - per hour	Yes	73.18	75.45	83.00	No	10462-1011-1633-0000	3.11%
Community Planning	Manager Community and Recreation	Local Government Act 1995 Section 6.16	Discretionary	Community - day hire - full	Yes	309.09	320.00	352.00	No	10462-1011-1633-0000	3.53%
Community Planning	Manager Community and Recreation	Local Government Act 1995 Section 6.16	Discretionary	Commercial - day hire - full	Yes	527.27	545.45	600.00	No	10462-1011-1633-0000	3.45%
				<u>Multi-Purpose Activity Room (Half)</u>							
Community Planning	Manager Community and Recreation	Local Government Act 1995 Section 6.16	Discretionary	Community - per hour	Yes	23.18	23.64	26.00	No	10462-1011-1633-0000	1.96%
Community Planning	Manager Community and Recreation	Local Government Act 1995 Section 6.16	Discretionary	Commercial - per hour	Yes	37.73	39.09	43.00	No	10462-1011-1633-0000	3.61%
Community Planning	Manager Community and Recreation	Local Government Act 1995 Section 6.16	Discretionary	Storage Community - per shelf per month or 1m2 floor area	Yes	24.55	25.45	28.00	No	10462-1011-1633-0000	3.70%
Community Planning	Manager Community and Recreation	Local Government Act 1995 Section 6.16	Discretionary	Storage Commercial - per shelf per month or 1m2 floor area	Yes	35.91	37.27	41.00	No	10462-1011-1633-0000	3.80%
Community Planning	Manager Community and Recreation	Local Government Act 1995 Section 6.16	Discretionary	Hire of Ceiling projector and screen per day	Yes	39.09	40.45	44.50	No	10462-1011-1633-0000	3.49%
Community Planning	Manager Community and Recreation	Local Government Act 1995 Section 6.16	Discretionary	Casual Usage per hour per person student rate* conditions apply	Yes	3.27	3.36	3.70	No	10462-1011-1633-0000	2.78%
Community Planning	Manager Community and Recreation	Local Government Act 1995 Section 6.16	Discretionary	Casual Usage per hour per person* conditions apply	Yes	7.00	7.18	7.90	No	10462-1011-1633-0000	2.60%
Community Planning	Manager Community and Recreation	Local Government Act 1995 Section 6.16	Discretionary	Community - day hire - half	Yes	181.82	188.18	207.00	No	10462-1011-1633-0000	3.50%
Community Planning	Manager Community and Recreation	Local Government Act 1995 Section 6.16	Discretionary	Commercial - day hire - half	Yes	300.00	310.45	341.50	No	10462-1011-1633-0000	3.48%
				<u>Family Activity Area</u>							
Community Planning	Manager Community and Recreation	Local Government Act 1995 Section 6.16	Discretionary	Community - per hour	Yes	21.82	22.73	25.00	No	10462-1011-1633-0000	4.17%
Community Planning	Manager Community and Recreation	Local Government Act 1995 Section 6.16	Discretionary	Commercial - per hour	Yes	30.00	30.91	34.00	No	10462-1011-1633-0000	3.03%
Community Planning	Manager Community and Recreation	Local Government Act 1995 Section 6.16	Discretionary	Community - day hire	Yes	172.73	179.09	197.00	No	10462-1011-1633-0000	3.68%
Community Planning	Manager Community and Recreation	Local Government Act 1995 Section 6.16	Discretionary	Commercial - day hire	Yes	240.91	249.09	274.00	No	10462-1011-1633-0000	3.40%

Responsible Directorate	Responsible Manager (Manager as relevant)	Head of Power (Relevant Legislative Authority to Levy the Fee)	Statutory or Discretionary Charge	DESCRIPTION	GST TAXABLE	ADOPTED FEE 2023/24 (Exc GST)	PROPOSED FEE 2024/25 (Exc GST)	PROPOSED FEE 2024/25 (Inc GST)	Community Concession Available	Project (or other) Ledger Account number	PROPOSED FEE 2024/25 (Inc GST) % Change
				<u>Community Office Space</u>							
Community Planning	Manager Community and Recreation	Local Government Act 1995 Section 6.16	Discretionary	Community - per hour	Yes	10.00	10.91	12.00	No	10462-1011-1633-0000	9.09%
Community Planning	Manager Community and Recreation	Local Government Act 1995 Section 6.16	Discretionary	Commercial - per hour	Yes	12.27	12.73	14.00	No	10462-1011-1633-0000	3.70%
Community Planning	Manager Community and Recreation	Local Government Act 1995 Section 6.16	Discretionary	Community - day hire	Yes	54.55	56.36	62.00	No	10462-1011-1633-0000	3.33%
Community Planning	Manager Community and Recreation	Local Government Act 1995 Section 6.16	Discretionary	Commercial - day hire	Yes	72.73	75.45	83.00	No	10462-1011-1633-0000	3.75%
				<u>Kitchen/Servery Area (in addition to other bookings)</u>							
Community Planning	Manager Community and Recreation	Local Government Act 1995 Section 6.16	Discretionary	Community - per hour	Yes	13.64	14.09	15.50	No	10462-1011-1633-0000	3.33%
Community Planning	Manager Community and Recreation	Local Government Act 1995 Section 6.16	Discretionary	Commercial - per hour	Yes	16.36	16.82	18.50	No	10462-1011-1633-0000	2.78%
Community Planning	Manager Community and Recreation	Local Government Act 1995 Section 6.16	Discretionary	Community - day hire	Yes	54.55	56.36	62.00	No	10462-1011-1633-0000	3.33%
Community Planning	Manager Community and Recreation	Local Government Act 1995 Section 6.16	Discretionary	Commercial - day hire	Yes	72.73	75.45	83.00	No	10462-1011-1633-0000	3.75%
				<u>Kitchen/Servery Area Only</u>							
Community Planning	Manager Community and Recreation	Local Government Act 1995 Section 6.16	Discretionary	Community - per hour	Yes	New	18.18	20.00	No	10462-1011-1633-0000	#VALUE!
Community Planning	Manager Community and Recreation	Local Government Act 1995 Section 6.16	Discretionary	Commercial - per hour	Yes	New	24.55	27.00	No	10462-1011-1633-0000	#VALUE!
Community Planning	Manager Community and Recreation	Local Government Act 1995 Section 6.16	Discretionary	Community - half day hire (4hrs) 20% off hourly rate	Yes	New	58.18	64.00	No	10462-1011-1633-0000	#VALUE!
Community Planning	Manager Community and Recreation	Local Government Act 1995 Section 6.16	Discretionary	Commercial - half day hire (4hrs) 20% off hourly rate	Yes	New	78.18	86.00	No	10462-1011-1633-0000	#VALUE!
Community Planning	Manager Community and Recreation	Local Government Act 1995 Section 6.16	Discretionary	Community - day hire (8hrs) 30% off hourly rate	Yes	New	101.82	112.00	No	10462-1011-1633-0000	#VALUE!
Community Planning	Manager Community and Recreation	Local Government Act 1995 Section 6.16	Discretionary	Commercial - day hire (8hrs) 30% off hourly rate	Yes	New	137.27	151.00	No	10462-1011-1633-0000	#VALUE!
				<u>Group Fitness</u>							
Community Planning	Manager Community and Recreation	Local Government Act 1995 Section 6.16	Discretionary	Per person per class	Yes	18.64	19.09	21.00		10462-1011-1621-0000	2.44%
Community Planning	Manager Community and Recreation	Local Government Act 1995 Section 6.16	Discretionary	Concession per person per class [Health care card, seniors card, f/t student]	Yes	12.73	13.18	14.50	No	10462-1011-1621-0000	3.57%
Community Planning	Manager Community and Recreation	Local Government Act 1995 Section 6.16	Discretionary	Discount tickets - book of 10	Yes	10% Discount	10% Discount	10% Discount	No	10462-1011-1621-0000	
Community Planning	Manager Community and Recreation	Local Government Act 1995 Section 6.16	Discretionary	Discount tickets - book of 20	Yes	15% Discount	15% Discount	15% Discount	No	10462-1011-1621-0000	
Community Planning	Manager Community and Recreation	Local Government Act 1995 Section 6.16	Discretionary	Discount tickets - book of 50	Yes	20% Discount	20% Discount	20% Discount	No	10462-1011-1621-0000	
Community Planning	Manager Community and Recreation	Local Government Act 1995 Section 6.16	Discretionary	12 month Membership (Individual)	Yes	724.55	750.00	825.00	No	10462-1011-1621-0000	3.51%
Community Planning	Manager Community and Recreation	Local Government Act 1995 Section 6.16	Discretionary	12 Month membership Concession [Health care card, seniors card, f/t student]	Yes	609.09	630.00	693.00	No	10462-1011-1621-0000	3.43%
Community Planning	Manager Community and Recreation	Local Government Act 1995 Section 6.16	Discretionary	6 months membership	Yes	468.18	484.55	533.00	No	10462-1011-1621-0000	3.50%
Community Planning	Manager Community and Recreation	Local Government Act 1995 Section 6.16	Discretionary	6 months membership(concession) [Health care card, seniors card, f/t student]	Yes	409.09	423.64	466.00	No	10462-1011-1621-0000	3.56%
Community Planning	Manager Community and Recreation	Local Government Act 1995 Section 6.16	Discretionary	3 months membership	Yes	336.36	348.18	383.00	No	10462-1011-1621-0000	3.51%
Community Planning	Manager Community and Recreation	Local Government Act 1995 Section 6.16	Discretionary	3 months membership(concession) [Health care card, seniors card, f/t student]	Yes	295.45	305.45	336.00	No	10462-1011-1621-0000	3.38%
Community Planning	Manager Community and Recreation	Local Government Act 1995 Section 6.16	Discretionary	1 month Membership	Yes	118.18	121.82	134.00	No	10462-1011-1621-0000	3.08%
Community Planning	Manager Community and Recreation	Local Government Act 1995 Section 6.16	Discretionary	1 month Membership (concession)				114.00	No	10462-1011-1621-0000	3.64%
Community Planning	Manager Community and Recreation	Local Government Act 1995 Section 6.16	Discretionary	Pay as you go fortnightly direct debit	Yes	26.36	27.27	30.00	No	10462-1011-1621-0000	3.45%
Community Planning	Manager Community and Recreation	Local Government Act 1995 Section 6.16	Discretionary	Pay as you go fortnightly direct debit concession	Yes	22.73	23.64	26.00	No	10462-1011-1621-0000	4.00%
Community Planning	Manager Community and Recreation	Local Government Act 1995 Section 6.16	Discretionary	Membership cancellation Administration Fee	Yes	24.55	25.45	28.00	No	10462-1011-1621-0000	3.70%

Responsible Directorate	Responsible Manager (Manager as relevant)	Head of Power (Relevant Legislative Authority to Levy the Fee)	Statutory or Discretionary Charge	DESCRIPTION	GST TAXABLE	ADOPTED FEE 2023/24 (Exc GST)	PROPOSED FEE 2024/25 (Exc GST)	PROPOSED FEE 2024/25 (Inc GST)	Community Concession Available	Project (or other) Ledger Account number	PROPOSED FEE 2024/25 (Inc GST) % Change
Community Planning	Manager Community and Recreation	Local Government Act 1995 Section 6.16	Discretionary	Double membership - each	Yes	668.18	691.82	761.00	No	10462-1011-1621-0000	3.54%
Community Planning	Manager Community and Recreation	Local Government Act 1995 Section 6.16	Discretionary	City of Busselton staff Group Fitness membership (30% discount applies)	Yes	30% Discount	30% Discount	30% Discount	No	10462-1011-1621-0000	
Community Planning	Manager Community and Recreation	Local Government Act 1995 Section 6.16	Discretionary	Remote shift worker membership	Yes	495.45	512.73	564.00	No	10462-1011-1621-0000	3.49%
				<u>Seniors Programs</u>							
Community Planning	Manager Community and Recreation	Local Government Act 1995 Section 6.16	Discretionary	Per person per class	Yes	7.91	8.18	9.00	No	10462-1011-1621-0000	3.45%
Community Planning	Manager Community and Recreation	Local Government Act 1995 Section 6.16	Discretionary	Discount tickets - book of 10 - 10% discount	Yes	10% Discount	10% Discount	10% Discount	No	10462-1011-1621-0000	
				<u>Crèche/ Activity Room</u>							
Community Planning	Manager Community and Recreation	Local Government Act 1995 Section 6.16	Discretionary	Casual use. Per Child per session (paid on day)	Yes	6.09	6.36	7.00	No	10462-1011-1620-0000	4.48%
Community Planning	Manager Community and Recreation	Local Government Act 1995 Section 6.16	Discretionary	Crèche Pass (Book of 5)	Yes	25.64	26.36	29.00	No	10462-1011-1620-0000	2.84%
Community Planning	Manager Community and Recreation	Local Government Act 1995 Section 6.16	Discretionary	Crèche Pass (Book of 10)	Yes	39.64	41.36	45.50	No	10462-1011-1620-0000	4.36%
Community Planning	Manager Community and Recreation	Local Government Act 1995 Section 6.16	Discretionary	<u>Vacation care program, per child per day</u>	No	88.00	90.00	90.00	No	10462-1011-1622-0000	2.27%
				<u>Shower</u>							
Community Planning	Manager Community and Recreation	Local Government Act 1995 Section 6.16	Discretionary	Per person not participating in centre activities, per use of shower facilities	Yes	5.00	5.18	5.70	No	10462-1011-1633-0000	3.64%
				<u>Stage Hire</u>							
Community Planning	Manager Community and Recreation	Local Government Act 1995 Section 6.16	Discretionary	Commercial hire per day, or part of.	Yes	106.82	110.91	122.00	No	10462-1011-1636-0000	3.83%
Community Planning	Manager Community and Recreation	Local Government Act 1995 Section 6.16	Discretionary	Community hire per day, or part of.	Yes	53.64	55.45	61.00	No	10462-1011-1636-0000	3.39%
Community Planning	Manager Community and Recreation	Local Government Act 1995 Section 6.16	Discretionary	Stage hire bond, per use	No	457.00	473.00	473.00	No	10462-1011-1636-0000	3.50%
				<u>NCC Grounds Hire</u>							
Community Planning	Manager Community and Recreation	Local Government Act 1995 Section 6.16	Discretionary	Community half day	Yes	69.09	71.82	79.00	No	10462-1011-1636-0000	3.95%
Community Planning	Manager Community and Recreation	Local Government Act 1995 Section 6.16	Discretionary	Commercial half day	Yes	118.18	122.27	134.50	No	10462-1011-1636-0000	3.46%
				<u>The Break Youth Facility</u>	Yes	15.45	15.91	17.50	No	10462-1011-1636-0000	2.94%
Community Planning	Manager Community and Recreation	Local Government Act 1995 Section 6.16	Discretionary	The Break (community - per hour)	Yes	22.27	23.18	25.50	No	10462-1011-1636-0000	4.08%
Community Planning	Manager Community and Recreation	Local Government Act 1995 Section 6.16	Discretionary	The Break (commercial - per hour)							



Responsible Directorate	Responsible Manager (Manager as relevant)	Head of Power (Relevant Legislative Authority to Levy the Fee)	Statutory or Discretionary Charge	DESCRIPTION	GST TAXABLE	ADOPTED FEE 2023/24 (Exc GST)	PROPOSED FEE 2024/25 (Exc GST)	PROPOSED FEE 2024/25 (Inc GST)	Community Concession Available	Project (or other) Ledger Account number	PROPOSED FEE 2024/25 (Inc GST) % Change
				<b>INFRASTRUCTURE &amp; ENVIRONMENT DIRECTORATE</b>							
				<b>MEELUP REGIONAL PARK</b>							
				<b>Competitor Charges</b>							
Infrastructure & Environment	Manager Parks and Environment	Local Government Act 1995 Section 6.16	Discretionary	Trail events - per competitor For events and activities including mountain biking, off road running, off road triathlon, adventure race.	Yes	3.18	3.18	3.50	No	10312-1017-1629-0000	0.00%
Infrastructure & Environment	Manager Parks and Environment	Local Government Act 1995 Section 6.16	Discretionary	Site based events - per patron/competitor Charge or fee is imposed on patrons/competitors attending the event and or activity but excluding leavers activities	Yes	4.55	4.55	5.00	No	10312-1017-1629-0000	0.00%
				<b>Event Bonds</b>							
Infrastructure & Environment	Manager Parks and Environment	Local Government Act 1995 Section 6.16	Discretionary	Category 1 (< 500 patrons)	No	2,900.00	2,900.00	2,900.00	No	Bond	0.00%
Infrastructure & Environment	Manager Parks and Environment	Local Government Act 1995 Section 6.16	Discretionary	Category 2 (500 - 2,500 patrons)	No	5,750.00	5,750.00	5,750.00	No	Bond	0.00%
Infrastructure & Environment	Manager Parks and Environment	Local Government Act 1995 Section 6.16	Discretionary	Category 3 (> 2,500 patrons)	No	11,500.00	11,500.00	11,500.00	No	Bond	0.00%
				<b>Brochure</b>							
Infrastructure & Environment	Manager Parks and Environment	Local Government Act 1995 Section 6.16	Discretionary	Wildflowers Brochure	Yes	2.73	2.73	3.00	No	10312-1017-1629-0000	0.00%
				<b>MISCELLANEOUS</b>							
				<b>Bonds - Private Vehicle Access to Parks and Reserves</b>							
Infrastructure & Environment	Manager Parks and Environment	Local Government Act 1995 Section 6.16	Discretionary	Private light vehicle / ute	No	300.00	300.00	300.00	No	Bond	0.00%
Infrastructure & Environment	Manager Parks and Environment	Local Government Act 1995 Section 6.16	Discretionary	Commercial light vehicle / ute / light truck	No	600.00	600.00	600.00	No	Bond	0.00%
Infrastructure & Environment	Manager Parks and Environment	Local Government Act 1995 Section 6.16	Discretionary	Commercial medium-heavy vehicle / truck / mobile plant / crane	No	900.00	900.00	900.00	No	Bond	0.00%
				<b>Major Projects</b>							
				<b>Consultancy charge out rates subject to Contract negotiation where applicable</b>							
Infrastructure & Environment	Manager Civil Infrastructure	Local Government Act 1995 Section 6.16	Discretionary	Project Manager Advisor	Yes	170.91	176.36	194.00	No	Various Reimbursements	3.19%
Infrastructure & Environment	Manager Civil Infrastructure	Local Government Act 1995 Section 6.16	Discretionary	Chief Executive Officer	Yes	251.82	260.00	286.00	No	Various Reimbursements	3.25%
Infrastructure & Environment	Manager Civil Infrastructure	Local Government Act 1995 Section 6.16	Discretionary	Cultural Planner	Yes	84.55	87.27	96.00	No	Various Reimbursements	3.23%
Infrastructure & Environment	Manager Civil Infrastructure	Local Government Act 1995 Section 6.16	Discretionary	Strategic Planner	Yes	84.55	87.27	96.00	No	Various Reimbursements	3.23%
Infrastructure & Environment	Manager Civil Infrastructure	Local Government Act 1995 Section 6.16	Discretionary	Finance Officer	Yes	74.55	76.36	84.00	No	Various Reimbursements	2.44%
Infrastructure & Environment	Manager Civil Infrastructure	Local Government Act 1995 Section 6.16	Discretionary	Administration Officer	Yes	74.55	76.36	84.00	No	Various Reimbursements	2.44%
				<b>Charge-out rates: City staff undertaking consultancy/ contract work for other local government authorities</b>							
Infrastructure & Environment	Manager Civil Infrastructure	Local Government Act 1995 Section 6.16	Discretionary	- Manager Level	Yes	175.45	180.91	199.00	No	Various Reimbursements	3.11%
Infrastructure & Environment	Manager Civil Infrastructure	Local Government Act 1995 Section 6.16	Discretionary	- Co-ordinator Level	Yes	134.55	139.09	153.00	No	Various Reimbursements	3.38%
Infrastructure & Environment	Manager Civil Infrastructure	Local Government Act 1995 Section 6.16	Discretionary	- Technical Officer Level	Yes	120.00	123.64	136.00	No	Various Reimbursements	3.03%
				<b>Reinstatements/ Private Works</b>							
Infrastructure & Environment	Manager Civil Infrastructure	Local Government Act 1995 Section 6.16 (2) (b)	Discretionary	Road reserves charge for reinstatement of road reserves is the full cost plus profit margin as per Policy	Yes	Cost plus 30%	Cost plus 30%	Cost plus 30% plus GST	No	10248-1016-1702-0000	
Infrastructure & Environment	Manager Civil Infrastructure	Local Government Act 1995 Section 6.16 (2) (b)	Discretionary	Private works charge for works requested to be undertaken by City resources is the full cost plus profit margin	Yes	Cost plus 30%	Cost plus 30%	Cost plus 30% plus GST	No	10449-1016-1702-0000	

Responsible Directorate	Responsible Manager (Manager as relevant)	Head of Power (Relevant Legislative Authority to Levy the Fee)	Statutory or Discretionary Charge	DESCRIPTION	GST TAXABLE	ADOPTED FEE 2023/24 (Exc GST)	PROPOSED FEE 2024/25 (Exc GST)	PROPOSED FEE 2024/25 (Inc GST)	Community Concession Available	Project (or other) Ledger Account number	PROPOSED FEE 2024/25 (Inc GST) % Change
				<u>Other crossing place related services</u>							
Infrastructure & Environment	Manager Civil Infrastructure	Local Government Act 1995 Section 6.16 (2) (b)	Discretionary	Saw cutting & removal of kerbing/ m (minimum charge \$100)	Yes	Cost plus 30%	Cost plus 30%	Cost plus 30% plus GST	No	10248-1016-1702-0000	
Infrastructure & Environment	Manager Civil Infrastructure	Local Government Act 1995 Section 6.16 (2) (b)	Discretionary	Concrete apron for brick-paved crossovers/m	Yes	Cost plus 30%	Cost plus 30%	Cost plus 30% plus GST	No	10248-1016-1702-0000	
Infrastructure & Environment	Manager Civil Infrastructure	Local Government Act 1995 Section 6.16 (2) (b)	Discretionary	Spray seal pothole repairs/m2 (minimum charge \$100)	Yes	Cost plus 30%	Cost plus 30%	Cost plus 30% plus GST	No	10248-1016-1702-0000	
Infrastructure & Environment	Manager Civil Infrastructure	Local Government Act 1995 Section 6.16 (2) (b)	Discretionary	Asphalt pothole repairs/m2 (minimum charge \$100)	Yes	Cost plus 30%	Cost plus 30%	Cost plus 30% plus GST	No	10248-1016-1702-0000	
				<u>ROAD / TRAFFIC RELATED FEES</u>							
				<u>Closure of Roads / Rights of Way / Public Access Ways</u>							
Infrastructure & Environment	Manager Engineering and Facilities	Land Administration Act 1997	Discretionary	Road closure Fees (includes administration and advertising)	No	880.00	910.00	910.00	No	12248-1020-1701-0000	3.41%
Infrastructure & Environment	Manager Engineering and Facilities	Land Administration Act 1997	Discretionary	Road Closure Application Approval - one off events	No	87.00	90.00	90.00	Yes	12248-1020-1701-0000	3.45%
Infrastructure & Environment	Manager Engineering and Facilities	Land Administration Act 1997	Discretionary	Advertising Fee for road issue or works	No	523.00	541.00	541.00	No	12248-1020-1701-0000	3.44%
Infrastructure & Environment	Manager Engineering and Facilities	Land Administration Act 1997	Discretionary	Road dedication (including advertising and administration)	No	797.00	824.00	824.00	No	12248-1020-1701-0000	3.39%
Infrastructure & Environment	Manager Engineering and Facilities	Land Administration Act 1997	Discretionary	Legal Fees for road indemnification (document preparation & execution)	No	869.00	899.00	899.00	No	12248-1020-1701-0000	3.45%
				<u>Road openings - Works by Contractors</u>							
Infrastructure & Environment	Manager Engineering and Facilities	Local Government Act 1995 Section 6.16	Discretionary	Application Fee - Trenching and/ or boring on roads and reserves	No	374.00	387.00	387.00	No	12248-1020-1701-0000	3.48%
Infrastructure & Environment	Manager Engineering and Facilities	Local Government Act 1995 Section 6.16	Discretionary	Administration/Inspection Fee - Road Opening or Underground Boring	No	89.00	92.00	92.00	No	12248-1020-1701-0000	3.37%
		Local Government Act 1995 Section 6.16		<u>Refundable Security Deposit</u>							
Infrastructure & Environment	Manager Engineering and Facilities	Local Government Act 1995 Section 6.16	Discretionary	Road opening/ m2 (minimum \$250)	No	127.00	131.00	131.00	No	Bond	3.15%
Infrastructure & Environment	Manager Engineering and Facilities	Local Government Act 1995 Section 6.16	Discretionary	Under road boring	No	349.00	361.00	361.00	No	Bond	3.44%
Infrastructure & Environment	Manager Engineering and Facilities	Local Government Act 1995 Section 6.16	Discretionary	Performance Bond relating to Road Opening & reinstatement by Contractor / m2 (minimum fee \$250)	No	158.00	163.00	163.00	No	Bond	3.16%
				<u>Exploration Drilling Licence - District Roads/ Reserves</u>							
Infrastructure & Environment	Manager Engineering and Facilities	Local Government Act 1995 Section 6.16	Discretionary	1-5 holes	No	340.00	351.00	351.00	No	12248-1020-1702-0000	3.24%
Infrastructure & Environment	Manager Engineering and Facilities	Local Government Act 1995 Section 6.16	Discretionary	6-10 holes	No	510.00	527.00	527.00	No	12248-1020-1702-0000	3.33%
Infrastructure & Environment	Manager Engineering and Facilities	Local Government Act 1995 Section 6.16	Discretionary	11-30 holes	No	1,035.00	1,071.00	1,071.00	No	12248-1020-1702-0000	3.48%
Infrastructure & Environment	Manager Engineering and Facilities	Local Government Act 1995 Section 6.16	Discretionary	31-100 holes	No	1,835.00	1,899.00	1,899.00	No	12248-1020-1702-0000	3.49%
Infrastructure & Environment	Manager Engineering and Facilities	Local Government Act 1995 Section 6.16	Discretionary	more than 100 holes	No	2,619.00	2,710.00	2,710.00	No	12248-1020-1702-0000	3.47%
				<i>Bond payable is determined to be equal to the Licence Fee payable</i>							
				<u>Traffic Management</u>							
Infrastructure & Environment	Manager Engineering and Facilities	Road Traffic Code 2000 and Main Roads Western Australia - Codes of Practise	Discretionary	Traffic Count Data - fee per site recording (existing data)	No	76.00	78.00	78.00	No	12248-1022-1700-0000	2.63%
Infrastructure & Environment	Manager Engineering and Facilities	Road Traffic Code 2000 and Main Roads Western Australia - Codes of Practise	Discretionary	Traffic Management Plan - Applications	No	173.00	218.00	218.00	No	12248-1022-1700-0000	26.01%
				<u>Heavy Haulage Condition Requests</u>							
Infrastructure & Environment	Manager Engineering and Facilities	Road Traffic Code 2000	Discretionary	Undertake detailed assessment of roadway for inclusion on Restricted Access Vehicle Network. Fee per roadway.	No	569.00	588.00	588.00	No	12248-1022-1702-0000	3.34%
				<u>Directional Signs for Tourist Attractions and Services and Facilities</u>							

Responsible Directorate	Responsible Manager (Manager as relevant)	Head of Power (Relevant Legislative Authority to Levy the Fee)	Statutory or Discretionary Charge	DESCRIPTION	GST TAXABLE	ADOPTED FEE 2023/24 (Exc GST)	PROPOSED FEE 2024/25 (Exc GST)	PROPOSED FEE 2024/25 (Inc GST)	Community Concession Available	Project (or other) Ledger Account number	PROPOSED FEE 2024/25 (Inc GST) % Change
Infrastructure & Environment	Manager Engineering and Facilities	Local Government Act 1995 Section 6.16	Discretionary	Application Fee - per application	No	126.00	130.00	130.00	No	12248-1022-1707-0000	3.17%
Infrastructure & Environment	Manager Engineering and Facilities	Local Government Act 1995 Section 6.16	Discretionary	Annual Licence Fee - per sign blade or sign location (Note - No charge for Community groups)	No	38.00	39.00	39.00	No	12248-1022-1707-0000	2.63%
Infrastructure & Environment	Manager Engineering and Facilities	Local Government Act 1995 Section 6.16	Discretionary	CAT1 and CAT1A - installation per blade	Yes	250.00	258.18	284.00	No	12248-1022-1707-0000	3.27%
Infrastructure & Environment	Manager Engineering and Facilities	Local Government Act 1995 Section 6.16	Discretionary	CAT2 and CAT 3 signs - installation per blade	Yes	692.73	716.36	788.00	No	12248-1022-1707-0000	3.41%
Infrastructure & Environment	Manager Engineering and Facilities	Local Government Act 1995 Section 6.16	Discretionary	Entrance sign per blade	Yes	731.82	757.27	833.00	No	12248-1022-1707-0000	3.48%
Infrastructure & Environment	Manager Engineering and Facilities	Local Government Act 1995 Section 6.16	Discretionary	Other directional signs (Note - At Cost for Community groups)	Yes	New	Cost plus 30% plus GST	Cost plus 30% plus GST	No	12248-1022-1707-0000	
				<b>SUBDIVISION RELATED FEES</b>							
				<b>Subdivision Supervision Fees</b>							
Infrastructure & Environment	Manager Engineering and Facilities	Planning and Development Act and Local Planning Scheme	Discretionary	Supervision Fee - % of total value of all road & drainage works, other than future lots.							
Infrastructure & Environment	Manager Engineering and Facilities	Planning and Development Act and Local Planning Scheme	Discretionary	Consulting Engineer and Clerk of Works fully supervises	No	1.50%	1.50%	1.50%	No	14832-1022-1708-0000	0.00%
Infrastructure & Environment	Manager Engineering and Facilities	Planning and Development Act and Local Planning Scheme	Discretionary	Consulting Engineer with no Clerk of Works	No	3.00%	3.00%	3.00%	No	14832-1022-1708-0000	0.00%
Infrastructure & Environment	Manager Engineering and Facilities	Planning and Development Act and Local Planning Scheme	Discretionary	Outstanding Works Supervision fees	No	1,345.00	1,392.00	1,392.00	No	14832-1022-1708-0000	3.49%
				<b>Early Subdivision Clearance</b>							
Infrastructure & Environment	Manager Engineering and Facilities	Planning and Development Act and Local Planning Scheme - Council Policy	Discretionary	Application Fee	No	749.00	775.00	775.00	No	14832-1022-1710-0000	3.47%
Infrastructure & Environment	Manager Engineering and Facilities	Planning and Development Act and Local Planning Scheme - Council Policy	Discretionary	Early Subdivision Clearance Fee - % of total value of all outstanding works or minimum plus GST	No	2.5% or min \$5,016	2.5% or min \$5,016	2.5% or min \$5,016	No	14832-1022-1710-0000	
				<b>MISCELLANEOUS FEES</b>							
Infrastructure & Environment	Manager Engineering and Facilities	Local Government Act 1995 Section 6.16	Discretionary	<b>Gate Permits (per 5 years)</b>	No	173.00	179.00	179.00	No	12248-1022-1751-0000	3.47%
Infrastructure & Environment	Manager Engineering and Facilities	Local Government Act 1995 Section 6.16	Discretionary	<b>LGA Gate Permits - Application Fee</b>	No	65.00	65.00	65.00	No	12248-1022-1751-0000	0.00%
				<b>Road Traffic Warning Signs</b>							
Infrastructure & Environment	Manager Engineering and Facilities	Road Traffic Code 2000 and Main Roads Western Australia - Codes of Practise	Discretionary	Set of 2 signs, posts and installation (Note - At Cost for Community groups)	Yes	Cost plus 30%	Cost plus 30%	Cost plus 30% plus GST	No	12248-1022-1707-0000	
Infrastructure & Environment	Manager Engineering and Facilities	Road Traffic Code 2000 and Main Roads Western Australia - Codes of Practise	Discretionary	Application Approval Fee	No	145.00	150.00	150.00	No	12248-1022-1707-0000	3.45%
Infrastructure & Environment	Manager Engineering and Facilities	Road Traffic Code 2000 and Main Roads Western Australia - Codes of Practise	Discretionary	<b>General Sign Works (repair and/or replacement)(Note - At Cost for Community Groups)</b>	Yes	Cost plus 30%	Cost plus 30%	Cost plus 30% plus GST	No	12248-1022-1707-0000	
Infrastructure & Environment	Manager Engineering and Facilities	Local Government Act 1995 Section 6.16	Discretionary	<b>Fireworks Application Approval Fee (per application)</b>	No	146.00	151.00	151.00	No	12248-1022-1751-0000	3.42%

Responsible Directorate	Responsible Manager (Manager as relevant)	Head of Power (Relevant Legislative Authority to Levy the Fee)	Statutory or Discretionary Charge	DESCRIPTION	GST TAXABLE	ADOPTED FEE 2023/24 (Exc GST)	PROPOSED FEE 2024/25 (Exc GST)	PROPOSED FEE 2024/25 (Inc GST)	Community Concession Available	Project (or other) Ledger Account number	PROPOSED FEE 2024/25 (Inc GST) % Change
Infrastructure & Environment	Manager Engineering and Facilities	Local Government Act 1995 Section 6.16	Discretionary	Sale of used paving stock - per paver	Yes	0.91	0.91	1.00	No	10733-1033-1751-0000	0.00%
				Note - Pavers will be available to approved Community Groups at Nil Charge							
				<b>WASTE DISPOSAL AND SANITATION FEES</b>							
				<b>DOMESTIC WASTE (BUSSELTON AND DUNSBOROUGH)</b>							
				<b>General Domestic Waste (Sorted and Separated)</b>							
Infrastructure & Environment	Manager - Waste & Fleet	Local Government Act 1995 Section 6.16	Discretionary	Loads up to 100kg or each Wheelie Bin (Up to 240L)	Yes	1.82	1.82	2.00	No	Bsn - 12431-1026-1609-0000 Dun - 12427-1026-1609-0000	0.00%
Infrastructure & Environment	Manager - Waste & Fleet	Local Government Act 1995 Section 6.16	Discretionary	Cars (Sedans) - without tray or trailer	Yes	3.64	3.64	4.00	No	Bsn - 12431-1026-1609-0000 Dun - 12427-1026-1609-0000	0.00%
Infrastructure & Environment	Manager - Waste & Fleet	Local Government Act 1995 Section 6.16	Discretionary	Light Vehicles or Single Axle 6 x 4 Trailers (loaded to approx. 1m in height) up to 200kg	Yes	7.27	7.27	8.00	No	Bsn - 12431-1026-1609-0000 Dun - 12427-1026-1609-0000	0.00%
Infrastructure & Environment	Manager - Waste & Fleet	Local Government Act 1995 Section 6.16	Discretionary	Weights up to 300kg from 6 x 4 (with a cage) and loaded a height >1m, Tandem or Other Trailers.	Yes	13.64	14.55	16.00	No	Bsn - 12431-1026-1609-0000 Dun - 12427-1026-1609-0000	6.67%
Infrastructure & Environment	Manager - Waste & Fleet	Local Government Act 1995 Section 6.16	Discretionary	Cost per m3 (additional) or Up to 200kg increments of material	Yes	3.64	3.64	4.00	No	Bsn - 12431-1026-1609-0000 Dun - 12427-1026-1609-0000	0.00%
				Loads containing unseparated waste for all categories will be charged accordingly							
				<b>Domestic Bricks and Concrete</b>							
Infrastructure & Environment	Manager - Waste & Fleet	Local Government Act 1995 Section 6.16	Discretionary	Loads up to 100kg or each Wheelie Bin (Up to 240L)	Yes	2.73	2.73	3.00	No	Bsn - 12431-1026-1609-0000 Dun - 12427-1026-1609-0000	0.00%
Infrastructure & Environment	Manager - Waste & Fleet	Local Government Act 1995 Section 6.16	Discretionary	Light Vehicles or Single Axle 6 x 4 Trailers (loaded to approx. 1m in height) up to 200kg	Yes	5.45	5.45	6.00	No	Bsn - 12431-1026-1609-0000 Dun - 12427-1026-1609-0000	0.00%
Infrastructure & Environment	Manager - Waste & Fleet	Local Government Act 1995 Section 6.16	Discretionary	Weights up to 300kg from 6 x 4 (with a cage) and loaded a height >1m, Tandem or Other Trailers.	Yes	13.64	14.55	16.00	No	Bsn - 12431-1026-1609-0000 Dun - 12427-1026-1609-0000	6.67%
Infrastructure & Environment	Manager - Waste & Fleet	Local Government Act 1995 Section 6.16	Discretionary	Cost per m3 (additional) or Up to 200kg increments of material	Yes	3.64	3.64	4.00	No	Bsn - 12431-1026-1609-0000 Dun - 12427-1026-1609-0000	0.00%
				<b>Clean Domestic Greenwaste</b>							
Infrastructure & Environment	Manager - Waste & Fleet	Local Government Act 1995 Section 6.16	Discretionary	Domestic grass clippings and sawdust	Yes	1.82	1.82	2.00	No	Bsn - 12431-1026-1609-0000 Dun - 12427-1026-1609-0000	0.00%
Infrastructure & Environment	Manager - Waste & Fleet	Local Government Act 1995 Section 6.16	Discretionary	Loads up to 100kg or each Wheelie Bin (Up to 240L)	Yes	1.82	1.82	2.00	No	Bsn - 12431-1026-1609-0000 Dun - 12427-1026-1609-0000	0.00%
Infrastructure & Environment	Manager - Waste & Fleet	Local Government Act 1995 Section 6.16	Discretionary	Light Vehicles or Single Axle 6 x 4 Trailers (loaded to approx. 1m in height) up to 200kg	Yes	7.27	7.27	8.00	No	Bsn - 12431-1026-1609-0000 Dun - 12427-1026-1609-0000	0.00%
Infrastructure & Environment	Manager - Waste & Fleet	Local Government Act 1995 Section 6.16	Discretionary	Weights up to 300kg from 6 x 4 (with a cage) and loaded a height >1m, Tandem or Other Trailers.	Yes	13.64	14.55	16.00	No	Bsn - 12431-1026-1609-0000 Dun - 12427-1026-1609-0000	6.67%
				<b>Unsorted Mixed Waste including Recyclables (not containing Asbestos)</b>							
Infrastructure & Environment	Manager - Waste & Fleet	Local Government Act 1995 Section 6.16	Discretionary	Light Vehicles or Single Axle 6 x 4 Trailers (loaded to approx. 1m in height) up to 200kg	Yes	29.09	30.00	33.00	No	Bsn - 12431-1026-1609-0000 Dun - 12427-1026-1609-0000	3.13%
Infrastructure & Environment	Manager - Waste & Fleet	Local Government Act 1995 Section 6.16	Discretionary	Weights up to 300kg from 6 x 4 (with a cage) and loaded a height >1m, Tandem or Other Trailers.	Yes	50.00	51.82	57.00	No	Bsn - 12431-1026-1609-0000 Dun - 12427-1026-1609-0000	3.64%
				<b>Other Miscellaneous Charges</b>							
Infrastructure & Environment	Manager - Waste & Fleet	Local Government Act 1995 Section 6.16	Discretionary	Cardboard and Paper (Only domestic loads up to 20kg accepted)	Yes	Nil	Nil	Nil	No	Bsn - 12431-1026-1609-0000 Dun - 12427-1026-1609-0000	
Infrastructure & Environment	Manager - Waste & Fleet	Local Government Act 1995 Section 6.16	Discretionary	Glass bottles and jars (Only domestic loads up to 20kg accepted)	Yes	Nil	Nil	Nil	No	Bsn - 12431-1026-1609-0000 Dun - 12427-1026-1609-0000	
Infrastructure & Environment	Manager - Waste & Fleet	Local Government Act 1995 Section 6.16	Discretionary	Kerbside Recyclables (Only domestic loads up to 20kg accepted)	Yes	Nil	Nil	Nil	No	Bsn - 12431-1026-1609-0000 Dun - 12427-1026-1609-0000	
Infrastructure & Environment	Manager - Waste & Fleet	Local Government Act 1995 Section 6.16	Discretionary	Scrap Metal (e.g. Vehicle bodies, Trailers, Boats - must have their wheels taken off)	Yes	Nil	Nil	Nil	No	Bsn - 12431-1026-1609-0000 Dun - 12427-1026-1609-0000	
Infrastructure & Environment	Manager - Waste & Fleet	Local Government Act 1995 Section 6.16	Discretionary	Gas bottle (Only domestic loads up to 20kg accepted)	Yes	Nil	Nil	Nil	No	Bsn - 12431-1026-1609-0000 Dun - 12427-1026-1609-0000	
Infrastructure & Environment	Manager - Waste & Fleet	Local Government Act 1995 Section 6.16	Discretionary	Used Oil including Oily Water (Only domestic loads up to 20L accepted)	Yes	Nil	Nil	Nil	No	Bsn - 12431-1026-1609-0000 Dun - 12427-1026-1609-0000	
Infrastructure & Environment	Manager - Waste & Fleet	Local Government Act 1995 Section 6.16	Discretionary	Oily water (per litre) - must be marked on drum	Yes	Nil	Nil	Nil	No	Bsn - 12431-1026-1609-0000 Dun - 12427-1026-1609-0000	
Infrastructure & Environment	Manager - Waste & Fleet	Local Government Act 1995 Section 6.16	Discretionary	White Goods (e.g. Fridges and Freezers)	Yes	Nil	Nil	Nil	No	Bsn - 12431-1026-1609-0000 Dun - 12427-1026-1609-0000	

Responsible Directorate	Responsible Manager (Manager as relevant)	Head of Power (Relevant Legislative Authority to Levy the Fee)	Statutory or Discretionary Charge	DESCRIPTION	GST TAXABLE	ADOPTED FEE 2023/24 (Exc GST)	PROPOSED FEE 2024/25 (Exc GST)	PROPOSED FEE 2024/25 (Inc GST)	Community Concession Available	Project (or other) Ledger Account number	PROPOSED FEE 2024/25 (Inc GST) % Change
Infrastructure & Environment	Manager - Waste & Fleet	Local Government Act 1995 Section 6.16	Discretionary	Bicycle/Motorcycle Tyre - each	Yes	2.73	2.73	3.00	No	Bsn - 12431-1026-1609-0000 Dun - 12427-1026-1609-0000	0.00%
Infrastructure & Environment	Manager - Waste & Fleet	Local Government Act 1995 Section 6.16	Discretionary	Car/ 4WD / Light Truck tyres - each (without rim)	Yes	7.73	8.18	9.00	No	Bsn - 12431-1026-1609-0000 Dun - 12427-1026-1609-0000	5.88%
Infrastructure & Environment	Manager - Waste & Fleet	Local Government Act 1995 Section 6.16	Discretionary	Car/ 4WD / Light Truck tyres - each (with rim)	Yes	24.55	24.55	27.00	No	Bsn - 12431-1026-1609-0000 Dun - 12427-1026-1609-0000	0.00%
Infrastructure & Environment	Manager - Waste & Fleet	Local Government Act 1995 Section 6.16	Discretionary	Truck tyres - each (without rim)	Yes	20.00	20.00	22.00	No	Bsn - 12431-1026-1609-0000 Dun - 12427-1026-1609-0000	0.00%
Infrastructure & Environment	Manager - Waste & Fleet	Local Government Act 1995 Section 6.16	Discretionary	Truck tyres - each (with rim)	Yes	60.45	61.82	68.00	No	Bsn - 12431-1026-1609-0000 Dun - 12427-1026-1609-0000	2.26%
Infrastructure & Environment	Manager - Waste & Fleet	Local Government Act 1995 Section 6.16	Discretionary	Super Singles tyre - each (without rim)	Yes	33.18	33.64	37.00	No	Bsn - 12431-1026-1609-0000 Dun - 12427-1026-1609-0000	1.37%
Infrastructure & Environment	Manager - Waste & Fleet	Local Government Act 1995 Section 6.16	Discretionary	Tractor Tyre (Lrg - 1 to 2m Tall) - each (without rim)	Yes	193.64	195.45	215.00	No	Bsn - 12431-1026-1609-0000 Dun - 12427-1026-1609-0000	0.94%
Infrastructure & Environment	Manager - Waste & Fleet	Local Government Act 1995 Section 6.16	Discretionary	Tractor Tyre (small - Up to 1m Tall) - each (without rim)	Yes	87.73	90.00	99.00	No	Bsn - 12431-1026-1609-0000 Dun - 12427-1026-1609-0000	2.59%
Infrastructure & Environment	Manager - Waste & Fleet	Local Government Act 1995 Section 6.16	Discretionary	Hot Rod Tyre (without rim)	Yes	24.55	25.45	28.00	No	Bsn - 12431-1026-1609-0000 Dun - 12427-1026-1609-0000	3.70%
Infrastructure & Environment	Manager - Waste & Fleet	Local Government Act 1995 Section 6.16	Discretionary	Disposal of other tyre sizes available - Priced on Application	Yes	POA	POA	POA	No	Bsn - 12431-1026-1609-0000 Dun - 12427-1026-1609-0000	
Infrastructure & Environment	Manager - Waste & Fleet	Local Government Act 1995 Section 6.16	Discretionary	Native Animals <50kg (Eg. Kangaroo / Possums)	Yes	Nil	Nil	Nil	No	Bsn - 12431-1026-1609-0000 Dun - 12427-1026-1609-0000	
Infrastructure & Environment	Manager - Waste & Fleet	Local Government Act 1995 Section 6.16	Discretionary	Small Animals (less than 50kg)	Yes	19.09	20.00	22.00	No	Bsn - 12431-1026-1609-0000 Dun - 12427-1026-1609-0000	4.76%
Infrastructure & Environment	Manager - Waste & Fleet	Local Government Act 1995 Section 6.16	Discretionary	Medium Animals (Up - 100kg)	Yes	43.18	44.55	49.00	No	Bsn - 12431-1026-1609-0000 Dun - 12427-1026-1609-0000	3.16%
Infrastructure & Environment	Manager - Waste & Fleet	Local Government Act 1995 Section 6.16	Discretionary	Large Animals (100 - 300kg)	Yes	96.36	99.09	109.00	No	Bsn - 12431-1026-1609-0000 Dun - 12427-1026-1609-0000	2.83%
Infrastructure & Environment	Manager - Waste & Fleet	Local Government Act 1995 Section 6.16	Discretionary	Animals in excess of 300kg - Price per tonne (is in addition to the \$100 Large Animal Charge)	Yes	57.73	59.09	65.00	No	Bsn - 12431-1026-1609-0000 Dun - 12427-1026-1609-0000	2.36%
Infrastructure & Environment	Manager - Waste & Fleet	Local Government Act 1995 Section 6.16	Discretionary	Sale of grass clippings (per m3)	Yes	0.91	0.91	1.00	No	Bsn - 12431-1026-1609-0000 Dun - 12427-1026-1609-0000	0.00%
Infrastructure & Environment	Manager - Waste & Fleet	Local Government Act 1995 Section 6.16	Discretionary	Rental space for skip bins at waste facilities (per bin per week)	Yes	5.91	6.36	7.00	No	Bsn - 12431-1026-1609-0000 Dun - 12427-1026-1609-0000	7.69%
Infrastructure & Environment	Manager - Waste & Fleet	Local Government Act 1995 Section 6.16	Discretionary	Mattresses (each)	Yes	4.55	5.45	6.00	No	Bsn - 12431-1026-1609-0000 Dun - 12427-1026-1609-0000	20.00%
Infrastructure & Environment	Manager - Waste & Fleet	Local Government Act 1995 Section 6.16	Discretionary	Offloading Fee using City of Busselton Front End Loader (per hour) - 1 hr Minimum charge; - Prior Notice Required	Yes	57.73	59.09	65.00	No	Bsn - 12431-1026-1609-0000 Dun - 12427-1026-1609-0000	2.36%
				<b>BUSSELTON non-residential or Weighbridge unavailable</b>							
				<b>Items brought in that are not listed in the Fees are Priced on Application (POA)</b>							
				<b>Clean Greenwaste</b>							
Infrastructure & Environment	Manager - Waste & Fleet	Local Government Act 1995 Section 6.16	Discretionary	Loads up to 100kg or each Wheelie Bin (Up to 240L)	Yes	1.82	1.82	2.00	No	Bsn - 12431-1026-1609-0000 Dun - 12427-1026-1609-0000	0.00%
Infrastructure & Environment	Manager - Waste & Fleet	Local Government Act 1995 Section 6.16	Discretionary	Light Vehicles or Single Axle 6 x 4 Trailers (loaded to approx. 1m in height) up to 200kg	Yes	7.27	7.27	8.00	No	Bsn - 12431-1026-1609-0000 Dun - 12427-1026-1609-0000	0.00%
Infrastructure & Environment	Manager - Waste & Fleet	Local Government Act 1995 Section 6.16	Discretionary	Weights up to 300kg from 6 x 4 (with a cage) and loaded a height >1m, Tandem or Other Trailers.	Yes	13.64	14.55	16.00	No	Bsn - 12431-1026-1609-0000 Dun - 12427-1026-1609-0000	6.67%
Infrastructure & Environment	Manager - Waste & Fleet	Local Government Act 1995 Section 6.16	Discretionary	Each truck up to 2 tonnes / Each Bulk Bin under 3m3 - per entry	Yes	35.00	36.36	40.00	No	Bsn - 12431-1026-1609-0000 Dun - 12427-1026-1609-0000	3.90%
Infrastructure & Environment	Manager - Waste & Fleet	Local Government Act 1995 Section 6.16	Discretionary	Each Truck up to 4 tonnes / Each Bulk Bins from 3m3 to under 6m3 - per entry	Yes	50.91	52.73	58.00	No	Bsn - 12431-1026-1609-0000 Dun - 12427-1026-1609-0000	3.57%
Infrastructure & Environment	Manager - Waste & Fleet	Local Government Act 1995 Section 6.16	Discretionary	Each Truck up to 8 tonnes / Each Bulk Bin from 6m3 to under 10m3 - per entry	Yes	74.55	77.27	85.00	No	Bsn - 12431-1026-1609-0000 Dun - 12427-1026-1609-0000	3.66%
Infrastructure & Environment	Manager - Waste & Fleet	Local Government Act 1995 Section 6.16	Discretionary	Each Truck over 8 tonnes and below 15 tonnes / Each Bulk Bin from 10m3 to under 20m3 - per entry	Yes	100.91	104.55	115.00	No	Bsn - 12431-1026-1609-0000 Dun - 12427-1026-1609-0000	3.60%
				<b>Miscellaneous Commercial Charges</b>							
Infrastructure & Environment	Manager - Waste & Fleet	Local Government Act 1995 Section 6.16	Discretionary	Sale of Mulch - per m3 (self load)	Yes	10.45	10.91	12.00	No	Bsn - 12431-1026-1609-0000 Dun - 12427-1026-1609-0000	4.35%
Infrastructure & Environment	Manager - Waste & Fleet	Local Government Act 1995 Section 6.16	Discretionary	Commercial electronic waste (per item)	Yes	8.64	9.09	10.00	No	Bsn - 12431-1026-1609-0000 Dun - 12427-1026-1609-0000	5.26%
Infrastructure & Environment	Manager - Waste & Fleet	Local Government Act 1995 Section 6.16	Discretionary	Commercial fridges	Yes	5.91	6.36	7.00	No	Bsn - 12431-1026-1609-0000 Dun - 12427-1026-1609-0000	7.69%

Responsible Directorate	Responsible Manager (Manager as relevant)	Head of Power (Relevant Legislative Authority to Levy the Fee)	Statutory or Discretionary Charge	DESCRIPTION	GST TAXABLE	ADOPTED FEE 2023/24 (Exc GST)	PROPOSED FEE 2024/25 (Exc GST)	PROPOSED FEE 2024/25 (Inc GST)	Community Concession Available	Project (or other) Ledger Account number	PROPOSED FEE 2024/25 (Inc GST) % Change
Infrastructure & Environment	Manager - Waste & Fleet	Local Government Act 1995 Section 6.16	Discretionary	Commercial cardboard and paper (Utes, vans, station wagons, 4WD, crew cab, trailer)	Yes	9.55	10.00	11.00	No	Bsn - 12431-1026-1609-0000 Dun - 12427-1026-1609-0000	4.76%
Infrastructure & Environment	Manager - Waste & Fleet	Local Government Act 1995 Section 6.16	Discretionary	Commercial cardboard (truck)	Yes	17.27	18.18	20.00	No	Bsn - 12431-1026-1609-0000 Dun - 12427-1026-1609-0000	5.26%
Infrastructure & Environment	Manager - Waste & Fleet	Local Government Act 1995 Section 6.16	Discretionary	Native Animals <50kg (Eg. Birds/Possums)	Yes	Nil	Nil	Nil	No	Bsn - 12431-1026-1609-0000 Dun - 12427-1026-1609-0000	
Infrastructure & Environment	Manager - Waste & Fleet	Local Government Act 1995 Section 6.16	Discretionary	Native Animals 50 - 300kg (Eg. Kangaroo/Seals)	Yes	96.36	100.00	110.00	No	Bsn - 12431-1026-1609-0000 Dun - 12427-1026-1609-0000	3.77%
Infrastructure & Environment	Manager - Waste & Fleet	Local Government Act 1995 Section 6.16	Discretionary	Small Animals (less than 50kg)	Yes	52.73	54.55	60.00	No	Bsn - 12431-1026-1609-0000 Dun - 12427-1026-1609-0000	3.45%
Infrastructure & Environment	Manager - Waste & Fleet	Local Government Act 1995 Section 6.16	Discretionary	Medium Animals (Up - 100kg)	Yes	116.36	120.00	132.00	No	Bsn - 12431-1026-1609-0000 Dun - 12427-1026-1609-0000	3.13%
Infrastructure & Environment	Manager - Waste & Fleet	Local Government Act 1995 Section 6.16	Discretionary	Large Animals (100 - 300kg)	Yes	241.82	250.00	275.00	No	Bsn - 12431-1026-1609-0000 Dun - 12427-1026-1609-0000	3.38%
Infrastructure & Environment	Manager - Waste & Fleet	Local Government Act 1995 Section 6.16	Discretionary	Animals in excess of 300kg - Price per tonne (is in addition to the \$250 Large Animal Charge)	Yes	57.73	80.00	88.00	No	Bsn - 12431-1026-1609-0000 Dun - 12427-1026-1609-0000	38.58%
				<b>DUNSBOROUGH - Weighbridge Charges</b>							
Infrastructure & Environment	Manager - Waste & Fleet	Local Government Act 1995 Section 6.16	Discretionary	General waste (Amount exceeding 100 kg)- Price per 100kg	Yes	7.73	8.00	8.80	No	Bsn - 12431-1026-1609-0000 Dun - 12427-1026-1609-0000	3.53%
Infrastructure & Environment	Manager - Waste & Fleet	Local Government Act 1995 Section 6.16	Discretionary	Compacted General waste (Amount exceeding 100 kg) - Price per 100kg	Yes	8.64	8.95	9.85	No	Bsn - 12431-1026-1609-0000 Dun - 12427-1026-1609-0000	3.68%
Infrastructure & Environment	Manager - Waste & Fleet	Local Government Act 1995 Section 6.16	Discretionary	Commercial and Industrial Waste (Amount exceeding 100 kg)- Price per 100kg	Yes	7.73	8.00	8.80	No	Bsn - 12431-1026-1609-0000 Dun - 12427-1026-1609-0000	3.53%
Infrastructure & Environment	Manager - Waste & Fleet	Local Government Act 1995 Section 6.16	Discretionary	Unsorted, mixed Commercial and Industrial Waste (Amount exceeding 100 kg) - Price per 100kg	Yes	13.18	13.64	15.00	No	Bsn - 12431-1026-1609-0000 Dun - 12427-1026-1609-0000	3.45%
Infrastructure & Environment	Manager - Waste & Fleet	Local Government Act 1995 Section 6.16	Discretionary	Liquid Waste (N140) / Sewage (K210, K110) from within City of Busselton - per 100kg	Yes	6.68	6.91	7.60	No	Bsn - 12431-1026-1609-0000 Dun - 12427-1026-1609-0000	3.40%
Infrastructure & Environment	Manager - Waste & Fleet	Local Government Act 1995 Section 6.16	Discretionary	Liquid Waste (N140) / Sewage (K210, K110) from outside City of Busselton - per 100kg	Yes	7.73	8.00	8.80	No	Dun - 12427-1026-1608-0000	3.53%
Infrastructure & Environment	Manager - Waste & Fleet	Local Government Act 1995 Section 6.16	Discretionary	^Clean Fill Material - per 100kg	Yes	Nil	Nil	Nil	No	Bsn - 12431-1026-1609-0000 Dun - 12427-1026-1609-0000	
Infrastructure & Environment	Manager - Waste & Fleet	Local Government Act 1995 Section 6.16	Discretionary	^Clean Green waste (Amount exceeding 100 kg)- Price per 100kg	Yes	3.50	3.64	4.00	No	Bsn - 12431-1026-1609-0000 Dun - 12427-1026-1609-0000	3.90%
Infrastructure & Environment	Manager - Waste & Fleet	Local Government Act 1995 Section 6.16	Discretionary	^Bricks, Concrete and Rubble (Rocks <1m diameter) (Amount exceeding 100 kg)- Price per 100kg	Yes	3.14	3.27	3.60	No	Bsn - 12431-1026-1609-0000 Dun - 12427-1026-1609-0000	4.35%
Infrastructure & Environment	Manager - Waste & Fleet	Local Government Act 1995 Section 6.16	Discretionary	Special Burial (e.g. Asbestos, Large Animal Carcasses) - (Amount exceeding 100 kg) - Price per 100kg	Yes	13.18	13.73	15.10	No	Bsn - 12431-1026-1609-0000 Dun - 12427-1026-1609-0000	4.14%
Infrastructure & Environment	Manager - Waste & Fleet	Local Government Act 1995 Section 6.16	Discretionary	^Material that does not exceed the Class I guidelines, suitable for Daily Cover and Road Building.	Yes	Nil	Nil	Nil	No	Bsn - 12431-1026-1609-0000 Dun - 12427-1026-1609-0000	
Infrastructure & Environment	Manager - Waste & Fleet	Local Government Act 1995 Section 6.16	Discretionary	^^Minimum weighbridge charge for all material - Up to 100kg	Yes	27.27	28.18	31.00	No	Bsn - 12431-1026-1609-0000 Dun - 12427-1026-1609-0000	3.33%
				^Material that does not exceed the Class I guidelines, suitable for Daily Cover and Road Building.							
				<u>Same rates as Busselton apply if Weighbridge is unavailable</u>							
				<u>Items brought in that are not listed in the Fees are Priced on Application (POA)</u>							
				<i>Note: Commercial waste is only accepted at Dunsborough. The below fees are only required should, for any reason, the weighbridge be inoperable.</i>							
				<b>General Waste</b>							
Infrastructure & Environment	Manager - Waste & Fleet	Local Government Act 1995 Section 6.16	Discretionary	Commercial General Waste (Sorted and Separated, 6x4 trailer)	Yes	7.27	7.27	8.00	No	Bsn - 12431-1026-1609-0000 Dun - 12427-1026-1609-0000	0.00%
Infrastructure & Environment	Manager - Waste & Fleet	Local Government Act 1995 Section 6.16	Discretionary	Commercial General Waste (Sorted and Separated, Over 6x4 trailer)	Yes	13.64	14.55	16.00	No	Bsn - 12431-1026-1609-0000 Dun - 12427-1026-1609-0000	6.67%
Infrastructure & Environment	Manager - Waste & Fleet	Local Government Act 1995 Section 6.16	Discretionary	Each truck up to 2 tonnes/ each Bulk Bin under 3m3 - per entry	Yes	155.00	160.00	176.00	No	Bsn - 12431-1026-1609-0000 Dun - 12427-1026-1609-0000	3.23%
Infrastructure & Environment	Manager - Waste & Fleet	Local Government Act 1995 Section 6.16	Discretionary	Each Truck up to 4 tonnes/ Each Bulk Bins from 3m3 to under 6m3 - per entry	Yes	309.55	320.00	352.00	No	Bsn - 12431-1026-1609-0000 Dun - 12427-1026-1609-0000	3.38%
Infrastructure & Environment	Manager - Waste & Fleet	Local Government Act 1995 Section 6.16	Discretionary	Each Truck up to 8 tonnes/ Each Bulk Bin from 6m3 to under 10m3 - per entry	Yes	620.45	641.82	706.00	No	Bsn - 12431-1026-1609-0000 Dun - 12427-1026-1609-0000	3.44%
Infrastructure & Environment	Manager - Waste & Fleet	Local Government Act 1995 Section 6.16	Discretionary	Each Truck over 8 tonnes and below 15 tonnes / Each Bulk Bin from 10m3 to under 20m3 - per entry	Yes	1,162.73	1,203.64	1,324.00	No	Bsn - 12431-1026-1609-0000 Dun - 12427-1026-1609-0000	3.52%
Infrastructure & Environment	Manager - Waste & Fleet	Local Government Act 1995 Section 6.16	Discretionary	Each Articulated Vehicle/ Each Bulk Bin 20m3 and over - per entry	Yes	1,938.18	2,006.36	2,207.00	No	Bsn - 12431-1026-1609-0000 Dun - 12427-1026-1609-0000	3.52%



Responsible Directorate	Responsible Manager (Manager as relevant)	Head of Power (Relevant Legislative Authority to Levy the Fee)	Statutory or Discretionary Charge	DESCRIPTION	GST TAXABLE	ADOPTED FEE 2023/24 (Exc GST)	PROPOSED FEE 2024/25 (Exc GST)	PROPOSED FEE 2024/25 (Inc GST)	Community Concession Available	Project (or other) Ledger Account number	PROPOSED FEE 2024/25 (Inc GST) % Change
Infrastructure & Environment	Manager - Waste & Fleet	Local Government Act 1995 Section 6.16	Discretionary	Compactor vehicles - load capacity not exceeding 3m3	Yes	290.91	300.91	331.00	No	Bsn - 12431-1026-1609-0000 Dun - 12427-1026-1609-0000	3.44%
Infrastructure & Environment	Manager - Waste & Fleet	Local Government Act 1995 Section 6.16	Discretionary	Compactor vehicles - load capacity between 3 and 10 m3	Yes	566.82	586.36	645.00	No	Bsn - 12431-1026-1609-0000 Dun - 12427-1026-1609-0000	3.45%
Infrastructure & Environment	Manager - Waste & Fleet	Local Government Act 1995 Section 6.16	Discretionary	Compactor vehicles - load capacity over 10m3	Yes	785.00	812.73	894.00	No	Bsn - 12431-1026-1609-0000 Dun - 12427-1026-1609-0000	3.53%
Infrastructure & Environment	Manager - Waste & Fleet	Local Government Act 1995 Section 6.16	Discretionary	Each additional m3 over 3m3	Yes	7.27	7.27	8.00	No	Bsn - 12431-1026-1609-0000 Dun - 12427-1026-1609-0000	0.00%
				<b>Unsorted Mixed Waste including Recyclables (not containing Asbestos)</b>							
Infrastructure & Environment	Manager - Waste & Fleet	Local Government Act 1995 Section 6.16	Discretionary	Light Vehicles or Single Axle 6 x 4 Trailers (loaded to approx. 1m in height) up to 200kg	Yes	29.09	30.00	33.00	No	Bsn - 12431-1026-1609-0000 Dun - 12427-1026-1609-0000	3.13%
Infrastructure & Environment	Manager - Waste & Fleet	Local Government Act 1995 Section 6.16	Discretionary	Weights up to 300kg from 6 x 4 (with a cage) and loaded a height >1m, Tandem or Other Trailers.	Yes	50.00	51.82	57.00	No	Bsn - 12431-1026-1609-0000 Dun - 12427-1026-1609-0000	3.64%
				<b>Green Waste (clean)</b>							
Infrastructure & Environment	Manager - Waste & Fleet	Local Government Act 1995 Section 6.16	Discretionary	Loads up to 100kg or each Wheelie Bin (Up to 240L)	Yes	1.82	1.82	2.00	No	Bsn - 12431-1026-1609-0000 Dun - 12427-1026-1609-0000	0.00%
Infrastructure & Environment	Manager - Waste & Fleet	Local Government Act 1995 Section 6.16	Discretionary	Cars, Utes, vans, station wagons, 4WD, crew cab or Single Axle 6 x 4 Trailers (loaded to approx. 1m in height) weighing up to 300kg	Yes	7.27	7.27	8.00	No	Bsn - 12431-1026-1609-0000 Dun - 12427-1026-1609-0000	0.00%
Infrastructure & Environment	Manager - Waste & Fleet	Local Government Act 1995 Section 6.16	Discretionary	Other Trailers or 6 x 4 (with a cage) and loaded a height >1m	Yes	13.64	14.55	16.00	No	Bsn - 12431-1026-1609-0000 Dun - 12427-1026-1609-0000	6.67%
Infrastructure & Environment	Manager - Waste & Fleet	Local Government Act 1995 Section 6.16	Discretionary	Each truck up to 2 tonnes/ each Bulk Bin under 3m3 - per entry	Yes	35.00	36.36	40.00	No	Bsn - 12431-1026-1609-0000 Dun - 12427-1026-1609-0000	3.90%
Infrastructure & Environment	Manager - Waste & Fleet	Local Government Act 1995 Section 6.16	Discretionary	Each Truck up to 4 tonnes/ Each Bulk Bins from 3m3 to under 6m3 - per entry	Yes	50.91	52.73	58.00	No	Bsn - 12431-1026-1609-0000 Dun - 12427-1026-1609-0000	3.57%
Infrastructure & Environment	Manager - Waste & Fleet	Local Government Act 1995 Section 6.16	Discretionary	Each Truck up to 8 tonnes/ Each Bulk Bin from 6m3 to under 10m3 - per entry	Yes	75.45	78.18	86.00	No	Bsn - 12431-1026-1609-0000 Dun - 12427-1026-1609-0000	3.61%
Infrastructure & Environment	Manager - Waste & Fleet	Local Government Act 1995 Section 6.16	Discretionary	Each Truck over 8 tonnes and below 15 tonnes / Each Bulk Bin from 10m3 to under 20m3 - per entry	Yes	101.82	105.45	116.00	No	Bsn - 12431-1026-1609-0000 Dun - 12427-1026-1609-0000	3.57%
Infrastructure & Environment	Manager - Waste & Fleet	Local Government Act 1995 Section 6.16	Discretionary	Each Articulated Vehicle/ Each Bulk Bin 20m3 and over - per entry	Yes	170.91	177.27	195.00	No	Bsn - 12431-1026-1609-0000 Dun - 12427-1026-1609-0000	3.72%
				<b>Bricks and Concrete (uncontaminated) - Dunsborough only</b>							
Infrastructure & Environment	Manager - Waste & Fleet	Local Government Act 1995 Section 6.16	Discretionary	Commercial waste transported by car, utility, van or trailer (6 x 4)	Yes	5.91	6.36	7.00	No	Bsn - 12431-1026-1609-0000 Dun - 12427-1026-1609-0000	7.69%
Infrastructure & Environment	Manager - Waste & Fleet	Local Government Act 1995 Section 6.16	Discretionary	All commercial trailers exceeding 6 x 4	Yes	14.09	14.55	16.00	No	Bsn - 12431-1026-1609-0000 Dun - 12427-1026-1609-0000	3.23%
Infrastructure & Environment	Manager - Waste & Fleet	Local Government Act 1995 Section 6.16	Discretionary	Trucks up to 2 tonnes/ Bulk Bins under 3m3	Yes	46.36	48.18	53.00	No	Bsn - 12431-1026-1609-0000 Dun - 12427-1026-1609-0000	3.92%
Infrastructure & Environment	Manager - Waste & Fleet	Local Government Act 1995 Section 6.16	Discretionary	Trucks up to 4 tonnes/ Bulk bins 3m3 to under 6m3	Yes	62.27	64.55	71.00	No	Bsn - 12431-1026-1609-0000 Dun - 12427-1026-1609-0000	3.65%
Infrastructure & Environment	Manager - Waste & Fleet	Local Government Act 1995 Section 6.16	Discretionary	Trucks up to 8 tonnes/ Bulk bins 6m3 to under 10m3	Yes	85.00	88.18	97.00	No	Bsn - 12431-1026-1609-0000 Dun - 12427-1026-1609-0000	3.74%
Infrastructure & Environment	Manager - Waste & Fleet	Local Government Act 1995 Section 6.16	Discretionary	Trucks over 8 tonnes/ Bulk bins 10m3 to under 20m3	Yes	136.82	141.82	156.00	No	Bsn - 12431-1026-1609-0000 Dun - 12427-1026-1609-0000	3.65%
Infrastructure & Environment	Manager - Waste & Fleet	Local Government Act 1995 Section 6.16	Discretionary	Articulated vehicles/ Bulk bins 20m3 and over	Yes	222.73	230.91	254.00	No	Bsn - 12431-1026-1609-0000 Dun - 12427-1026-1609-0000	3.67%
				<b>Other Commercial Waste - Dunsborough Only</b>							
Infrastructure & Environment	Manager - Waste & Fleet	Local Government Act 1995 Section 6.16	Discretionary	Asbestos (per m3)	Yes	115.00	137.27	151.00	No	Bsn - 12431-1026-1609-0000 Dun - 12427-1026-1609-0000	19.37%
Infrastructure & Environment	Manager - Waste & Fleet	Local Government Act 1995 Section 6.16	Discretionary	Special burials (per m3) - prescribed items/ per cubic metre: Asbestos waste, fibreglass insulation and any other hazardous waste (Medical Waste not accepted)	Yes	133.18	137.27	151.00	No	Bsn - 12431-1026-1609-0000 Dun - 12427-1026-1609-0000	3.07%
Infrastructure & Environment	Manager - Waste & Fleet	Local Government Act 1995 Section 6.16	Discretionary	Timber (demolition or new). Must be milled, uncontaminated and untreated.	Yes	Nil	Nil	Nil	No	Bsn - 12431-1026-1609-0000 Dun - 12427-1026-1609-0000	
				<b>Bin Hire Charges</b>							
Infrastructure & Environment	Manager - Waste & Fleet	Local Government Act 1995 Section 6.16	Discretionary	Charge per 240L bin on the condition that bins are collected, emptied, cleaned and returned by the hirer	Yes	10.45	10.91	12.00	No	Bsn - 12431-1026-1609-0000 Dun - 12427-1026-1609-0000	4.35%
Infrastructure & Environment	Manager - Waste & Fleet	Local Government Act 1995 Section 6.16	Discretionary	Charge per 240L lost or damaged bin	Yes	129.55	134.09	147.50	No	Bsn - 12431-1026-1609-0000 Dun - 12427-1026-1609-0000	3.51%



Responsible Directorate	Responsible Manager (Manager as relevant)	Head of Power (Relevant Legislative Authority to Levy the Fee)	Statutory or Discretionary Charge	DESCRIPTION	GST TAXABLE	ADOPTED FEE 2023/24 (Exc GST)	PROPOSED FEE 2024/25 (Exc GST)	PROPOSED FEE 2024/25 (Inc GST)	Community Concession Available	Project (or other) Ledger Account number	PROPOSED FEE 2024/25 (Inc GST) % Change
				<b><u>CORPORATE STRATEGY &amp; PERFORMANCE DIRECTORATE</u></b>							
				<b><u>ADMINISTRATION / MISCELLANEOUS FEES</u></b>							
				<b><u>SALE OF DOCUMENTS</u></b>							
				<b><u>Council Minutes</u></b>							
Corporate Strategy & Performance	Manager Legal & Governance	Local Government Act 1995 Section 6.16	Discretionary	Single Copy – Agenda	No	37.00	38.00	38.00	No	10790-1029-1741-0000	2.70%
Corporate Strategy & Performance	Manager Legal & Governance	Local Government Act 1995 Section 6.16	Discretionary	Single Copy – Minutes	No	23.00	23.00	23.00	No	10790-1029-1741-0000	0.00%
Corporate Strategy & Performance	Manager Legal & Governance	Local Government Act 1995 Section 6.16(2)(c)	Discretionary	Purchase of an Audio Recording of a Council meeting	No	16.00	16.00	16.00	No	10790-1029-1741-0000	0.00%
				<b><u>Electoral Rolls</u></b>							
Corporate Strategy & Performance	Manager Legal and Governance	Local Government Act 1995 Section 6.16	Discretionary	Per copy	No	76.00	78.00	78.00	No	10790-1029-1742-0000	2.63%
				<b><u>Publications</u></b>							
Corporate Strategy & Performance	Manager Systems and Information	Local Government Act 1995 Section 6.16	Discretionary	Cape of Contrasts Book - Retail	Yes	20.45	20.45	22.50	No	10678-1037-1734-0000	0.00%
Corporate Strategy & Performance	Manager Systems and Information	Local Government Act 1995 Section 6.16	Discretionary	Cape of Contrasts Book - Wholesale	Yes	14.09	14.09	15.50	No	10678-1037-1734-0000	0.00%
Corporate Strategy & Performance	Manager Systems and Information	Local Government Act 1995 Section 6.16	Discretionary	Busselton: a Place to Remember - Retail	Yes	16.82	16.82	18.50	No	10678-1037-1734-0000	0.00%
Corporate Strategy & Performance	Manager Systems and Information	Local Government Act 1995 Section 6.16	Discretionary	Busselton: a Place to Remember - Wholesale	Yes	14.09	14.09	15.50	No	10678-1037-1734-0000	0.00%
				<b><u>Photocopying Charges</u></b>							
Corporate Strategy & Performance	Manager Systems and Information	Local Government Act 1995 Section 6.16	Discretionary	A4 Sheet	Yes	0.27	0.27	0.30	No	10678-1037-1516-0000	0.00%
Corporate Strategy & Performance	Manager Systems and Information	Local Government Act 1995 Section 6.16	Discretionary	A3 Sheet	Yes	2.27	2.27	2.50	No	10678-1037-1516-0000	0.00%
				<b><u>CITY OF BUSSELTON LICENCE PLATES</u></b>							
				<b><u>(Not applicable to plates sold at Auction )</u></b>							
Corporate Strategy & Performance	Manager Systems and Information	Local Government Act 1995 Section 6.16	Discretionary	City of Busselton plates (aluminium)	Yes	424.55	439.09	483.00	No	10678-1037-1739-0000	3.43%
Corporate Strategy & Performance	Manager Systems and Information	Local Government Act 1995 Section 6.16	Discretionary	Dunsborough plates (polycarbonate)	Yes	424.55	439.09	483.00	No	10678-1037-1739-0000	3.43%
Corporate Strategy & Performance	Manager Systems and Information	Local Government Act 1995 Section 6.16	Discretionary	Yallingup plates (polycarbonate)	Yes	424.55	439.09	483.00	No	10678-1037-1739-0000	3.43%
				<b><u>RATES &amp; FINANCE CHARGES</u></b>							
				<b><u>Rates/ Property Related Matters</u></b>							
Corporate Strategy & Performance	Manager Financial Services	Local Government Act 1995 Section 6.16(1)	Discretionary	Ownership Listings - per search	No	52.00	54.00	54.00	No	11125-1034-1202-0000	3.85%
Corporate Strategy & Performance	Manager Financial Services	Local Government Act 1995 Section 6.16(1)	Discretionary	Ownership Listings - per locality	No	52.00	54.00	54.00	No	11125-1034-1202-0000	3.85%
Corporate Strategy & Performance	Manager Financial Services	Local Government Act 1995 Section 6.16(1)	Discretionary	General Enquiry requiring archival research including written rating transaction history (Minimum 1 Hour)	No	\$50.00 per hour	\$52.00 per hour	\$52.00 per hour	No	11125-1034-1202-0000	
Corporate Strategy & Performance	Manager Financial Services	Local Government Act 1995 Section 6.16(1)	Discretionary	Provision of 2nd Copy of Current Years Annual or Other Rating Notices And/or Provision of Copies of Each Prior Financial Years Annual or Other Rating Notices	No	13.50	14.00	14.00	No	11125-1034-1202-0000	3.70%
Corporate Strategy & Performance	Manager Financial Services	Local Government Act 1995 Section 6.16(1)	Discretionary	Written Rates and Ownership statement – Settlement Agent/Public	No	33.50	35.00	35.00	No	11125-1034-1202-0000	4.48%
Corporate Strategy & Performance	Manager Financial Services	Local Government Act 1995 Section 6.16(1)	Discretionary	Four Instalment Option Administration Fee	No	19.50	21.00	21.00	No	11125-1034-1202-0000	7.69%
Corporate Strategy & Performance	Manager Financial Services	Local Government Act 1995 Section 6.16(1)	Discretionary	Weekly EasyRates Option Administration Fee	No	32.50	34.00	34.00	No	11125-1034-1202-0000	4.62%
Corporate Strategy & Performance	Manager Financial Services	Local Government Act 1995 Section 6.16(1)	Discretionary	Fortnightly EasyRates Option Administration Fee	No	27.20	29.00	29.00	No	11125-1034-1202-0000	6.62%
Corporate Strategy & Performance	Manager Financial Services	Local Government Act 1995 Section 6.16(1)	Discretionary	Monthly EasyRates Option Administration Fee	No	21.90	23.00	23.00	No	11125-1034-1202-0000	5.02%

Responsible Directorate	Responsible Manager (Manager as relevant)	Head of Power (Relevant Legislative Authority to Levy the Fee)	Statutory or Discretionary Charge	DESCRIPTION	GST TAXABLE	ADOPTED FEE 2023/24 (Exc GST)	PROPOSED FEE 2024/25 (Exc GST)	PROPOSED FEE 2024/25 (Inc GST)	Community Concession Available	Project (or other) Ledger Account number	PROPOSED FEE 2024/25 (Inc GST) % Change
Corporate Strategy & Performance	Manager Financial Services	Local Government Act 1995 Section 6.16(1)	Discretionary	Payment Arrangement Administration Fee	No	33.00	35.00	35.00	No	11125-1034-1202-0000	6.06%
Corporate Strategy & Performance	Manager Financial Services	Local Government Act 1995 Section 6.16(1)	Discretionary	Payment Arrangement Reinstatement Administration Fee	No	10.50	11.00	11.00	No	11125-1034-1202-0000	4.76%
Corporate Strategy & Performance	Manager Financial Services	Local Government Act 1995 Section 6.16(1)	Discretionary	Recovery of External Legal Costs (NOTE: All costs, including Solicitors, incurred in recovery of rating debts.)		Actual Cost	Actual Cost	Actual Cost	No	11126-1034-1511-0000	
Corporate Strategy & Performance	Manager Financial Services	Local Government Act 1995 Section 6.16(1)	Discretionary	Application to Court to Set Aside Judgement Orders (NOTE Non- refundable if Magistrate Court declines application.)	No	71.00	74.00	74.00	No	11126-1034-1511-0000	4.23%
Corporate Strategy & Performance	Manager Financial Services	Local Government Act 1995 Section 6.16(1)	Discretionary	Direct Debit Dishonour Fee - raised on the 3rd and subsequent dishonours	No	15.50	17.00	17.00	No	11126-1034-1600-0000	9.68%
				<b>Financial Transactions</b>							
Corporate Strategy & Performance	Manager Financial Services	Local Government Act 1995 Section 6.16(2)(f)	Discretionary	Fee on Rejected Payments (NOTE: Dishonoured cheques, reversed credit card and other electronic payments, etc)	No	16.00	16.00	16.00	No	10733-1033-1751-0000	0.00%
Corporate Strategy & Performance	Manager Financial Services	Local Government Act 1995 Section 6.16(2)(f)	Discretionary	Fee to reissue a Payment - 1st reissue (Where it can be shown that the City is not at fault)		\$10 plus Any / All Financial Institution Fees Incurred	\$10 plus Any / All Financial Institution Fees Incurred	\$10 plus Any / All Financial Institution Fees Incurred	No	10733-1033-1751-0000	
Corporate Strategy & Performance	Manager Financial Services	Local Government Act 1995 Section 6.16(2)(f)	Discretionary	Fee to reissue a Payment - 2nd reissue and thereafter (Where it can be shown that the City is not at fault)		\$25 plus Any / All Financial Institution Fees Incurred	\$25 plus Any / All Financial Institution Fees Incurred	\$25 plus Any / All Financial Institution Fees Incurred	No	10733-1033-1751-0000	
				<b>Loan Raising Fees</b>							
Corporate Strategy & Performance	Manager Financial Services	Local Government Act 1995 Section 6.16(2)(d)	Discretionary	Loan Establishment Fee	Yes	690.91	714.55	786.00	No	10733-1033-1750-0000	3.42%
				<b>MAPPING &amp; PROPERTY INFORMATION</b>							
				<b>GIS Mapping and Property Information</b>							
				<b>Computer Plotting (Full Colour) - City of Busselton Data Only</b>							
Corporate Strategy & Performance	Manager Systems and Information	Local Government Act 1995 Section 6.16	Discretionary	A4 Sheet	No	33.00	34.00	34.00	No	10811-1036-1516-0000	3.03%
Corporate Strategy & Performance	Manager Systems and Information	Local Government Act 1995 Section 6.16	Discretionary	A3 Sheet	No	38.00	39.00	39.00	No	10811-1036-1516-0000	2.63%
Corporate Strategy & Performance	Manager Systems and Information	Local Government Act 1995 Section 6.16	Discretionary	A2 Sheet	No	48.00	49.00	49.00	No	10811-1036-1516-0000	2.08%
Corporate Strategy & Performance	Manager Systems and Information	Local Government Act 1995 Section 6.16	Discretionary	A1 Sheet	No	78.00	80.00	80.00	No	10811-1036-1516-0000	2.56%
Corporate Strategy & Performance	Manager Systems and Information	Local Government Act 1995 Section 6.16	Discretionary	A0 Sheet	No	92.00	95.00	95.00	No	10811-1036-1516-0000	3.26%
				<b>Special Mapping - City of Busselton Data Only</b>							
				<b>Provision of printed maps</b>							
Corporate Strategy & Performance	Manager Systems and Information	Local Government Act 1995 Section 6.16	Discretionary	Per hour charge	No	90.00	93.00	93.00	No	10811-1036-1516-0000	3.33%
				<b>^Printing costs (as per Computer Plotting fees above)</b>							
				<b>^Minimum charge of \$70 (inc GST)</b>							
				<b>Provision of maps in PDF/ Image form - City of Busselton Data Only</b>							
Corporate Strategy & Performance	Manager Systems and Information	Local Government Act 1995 Section 6.16	Discretionary	Per hour charge	No	90.00	93.00	93.00	No	10811-1036-1516-0000	3.33%
Corporate Strategy & Performance	Manager Systems and Information	Local Government Act 1995 Section 6.16	Discretionary	Per PDF or image	No	29.00	30.00	30.00	No	10811-1036-1516-0000	3.45%
				<b>^Minimum charge of \$70 (inc GST)</b>							
Corporate Strategy & Performance	Manager Systems and Information	Local Government Act 1995 Section 6.16	Discretionary	<b>Local Planning Scheme - Digital Format</b>	No	461.00	477.00	477.00	No	10811-1036-1516-0000	3.47%
Corporate Strategy & Performance	Manager Systems and Information	Local Government Act 1995 Section 6.16	Discretionary	<b>Electronic Extraction Fee</b>	No	105.00	108.00	108.00	No	10811-1036-1516-0000	2.86%
				<b>Local Planning Scheme No.21</b>							
Corporate Strategy & Performance	Manager Systems and Information	Local Government Act 1995 Section 6.16	Discretionary	<b>Scheme Text</b>	No	124.00	128.00	128.00	No	10811-1036-1516-0000	3.23%
				<b>A1 Size -</b>							

Responsible Directorate	Responsible Manager (Manager as relevant)	Head of Power (Relevant Legislative Authority to Levy the Fee)	Statutory or Discretionary Charge	DESCRIPTION	GST TAXABLE	ADOPTED FEE 2023/24 (Exc GST)	PROPOSED FEE 2024/25 (Exc GST)	PROPOSED FEE 2024/25 (Inc GST)	Community Concession Available	Project (or other) Ledger Account number	PROPOSED FEE 2024/25 (Inc GST) % Change
Corporate Strategy & Performance	Manager Systems and Information	Local Government Act 1995 Section 6.16	Discretionary	Per Sheet	No	77.00	79.00	79.00	No	10811-1036-1516-0000	2.60%
Corporate Strategy & Performance	Manager Systems and Information	Local Government Act 1995 Section 6.16	Discretionary	Per Full Set (includes full set maps & text)	No	1,499.00	1,551.00	1,551.00	No	10811-1036-1516-0000	3.47%
Corporate Strategy & Performance	Manager Systems and Information	Local Government Act 1995 Section 6.16	Discretionary	Scheme Package (includes full set maps, text & quarterly amendment updates)	No	2,037.00	2,108.00	2,108.00	No	10811-1036-1516-0000	3.49%
Corporate Strategy & Performance	Manager Systems and Information	Local Government Act 1995 Section 6.16	Discretionary	Annual Renewal charge for Scheme Package	No	1,499.00	1,551.00	1,551.00	No	10811-1036-1516-0000	3.47%
				<b>A2 Size -</b>							
Corporate Strategy & Performance	Manager Systems and Information	Local Government Act 1995 Section 6.16	Discretionary	Per Sheet	No	47.00	48.00	48.00	No	10811-1036-1516-0000	2.13%
Corporate Strategy & Performance	Manager Systems and Information	Local Government Act 1995 Section 6.16	Discretionary	Per Full Set (includes full set maps & text)	No	955.00	988.00	988.00	No	10811-1036-1516-0000	3.46%
Corporate Strategy & Performance	Manager Systems and Information	Local Government Act 1995 Section 6.16	Discretionary	Scheme Package (includes full set maps, text & quarterly amendment updates)	No	1,292.00	1,337.00	1,337.00	No	10811-1036-1516-0000	3.48%
Corporate Strategy & Performance	Manager Systems and Information	Local Government Act 1995 Section 6.16	Discretionary	Annual Renewal charge for Scheme Package	No	971.00	1,004.00	1,004.00	No	10811-1036-1516-0000	3.40%
				<b>A3 Size -</b>							
Corporate Strategy & Performance	Manager Systems and Information	Local Government Act 1995 Section 6.16	Discretionary	Per Sheet	No	38.00	39.00	39.00	No	10811-1036-1516-0000	2.63%
Corporate Strategy & Performance	Manager Systems and Information	Local Government Act 1995 Section 6.16	Discretionary	Per Full Set (includes full set maps & text)	No	787.00	814.00	814.00	No	10811-1036-1516-0000	3.43%
Corporate Strategy & Performance	Manager Systems and Information	Local Government Act 1995 Section 6.16	Discretionary	Scheme Package (includes full set maps, text & quarterly amendment updates)	No	1,063.00	1,100.00	1,100.00	No	10811-1036-1516-0000	3.48%
Corporate Strategy & Performance	Manager Systems and Information	Local Government Act 1995 Section 6.16	Discretionary	Annual Renewal charge for Scheme Package	No	787.00	814.00	814.00	No	10811-1036-1516-0000	3.43%
				<b>CEMETERY FEES</b>							
				<u>Land Grant for Right of Burial</u>							
Corporate Strategy & Performance	Manager Systems and Information	Cemeteries Act 1986	Discretionary	Grant of Right of Burial - 25 years	No	2,110.00	2,110.00	2,110.00	No	10157-1037-1681-0000 for Busselton Cemetery 10158-1037-1681-0000 for Dunsborough Cemetery	0.00%
Corporate Strategy & Performance	Manager Systems and Information	Cemeteries Act 1986	Discretionary	Grant of Right of Burial - Ashes - Perpetual	No	270.00	279.00	279.00	No	10157-1037-1681-0000 for Busselton Cemetery 10158-1037-1681-0000 for Dunsborough Cemetery	3.33%
Corporate Strategy & Performance	Manager Systems and Information	Cemeteries Act 1986	Discretionary	Pre-purchased Grant of Right of Burial - 25 years	No	2,330.00	2,200.00	2,200.00	No	10157-1037-1681-0000 for Busselton Cemetery 10158-1037-1681-0000 for Dunsborough Cemetery	-5.58%
Corporate Strategy & Performance	Manager Systems and Information	Cemeteries Act 1986	Discretionary	Renewal of Grant of Right of Burial - Additional 25 years	No	2,110.00	2,110.00	2,110.00	No	10157-1037-1681-0000 for Busselton Cemetery 10158-1037-1681-0000 for Dunsborough Cemetery	0.00%
				<b>Burial Charge</b>							
Corporate Strategy & Performance	Manager Systems and Information	Cemeteries Act 1986	Discretionary	Reservation of a specific plot (excludes lawn section)	Yes	425.45	440.00	484.00	No	10157-1037-1680-0000 for Busselton Cemetery 10158-1037-1680-0000 for Dunsborough Cemetery	3.42%
Corporate Strategy & Performance	Manager Systems and Information	Cemeteries Act 1986	Discretionary	Standard Burial	Yes	1,160.91	1,200.91	1,321.00	No	10157-1037-1680-0000 for Busselton Cemetery 10158-1037-1680-0000 for Dunsborough Cemetery	3.45%
Corporate Strategy & Performance	Manager Systems and Information	Cemeteries Act 1986	Discretionary	Non-standard Burial (oversize) - Per additional 30cm depth and width	Yes	110.91	114.55	126.00	No	10157-1037-1680-0000 for Busselton Cemetery 10158-1037-1680-0000 for Dunsborough Cemetery	3.28%
Corporate Strategy & Performance	Manager Systems and Information	Cemeteries Act 1986	Discretionary	Standard Re-open and Second Burial	Yes	1,160.91	1,200.91	1,321.00	No	10157-1037-1680-0000 for Busselton Cemetery 10158-1037-1680-0000 for Dunsborough Cemetery	3.45%

Responsible Directorate	Responsible Manager (Manager as relevant)	Head of Power (Relevant Legislative Authority to Levy the Fee)	Statutory or Discretionary Charge	DESCRIPTION	GST TAXABLE	ADOPTED FEE 2023/24 (Exc GST)	PROPOSED FEE 2024/25 (Exc GST)	PROPOSED FEE 2024/25 (Inc GST)	Community Concession Available	Project (or other) Ledger Account number	PROPOSED FEE 2024/25 (Inc GST) % Change
Corporate Strategy & Performance	Manager Systems and Information	Cemeteries Act 1986	Discretionary	Non-standard Re-open and Burial (oversize) - Per additional 30cm depth and width	Yes	110.00	113.64	125.00	No	10157-1037-1680-0000 for Busseton Cemetery 10158-1037-1680-0000 for Dunsborough Cemetery	3.31%
Corporate Strategy & Performance	Manager Systems and Information	Cemeteries Act 1986	Discretionary	Mausoleum - Burial per crypt	Yes	1,015.45	1,050.91	1,156.00	No	10157-1037-1680-0000 for Busseton Cemetery 10158-1037-1680-0000 for Dunsborough Cemetery	3.49%
Corporate Strategy & Performance	Manager Systems and Information	Cemeteries Act 1986	Discretionary	Burial - Stillborn Child (not to be re-opened for joint burial)	Yes	292.73	302.73	333.00	No	10157-1037-1680-0000 for Busseton Cemetery 10158-1037-1680-0000 for Dunsborough Cemetery	3.42%
Corporate Strategy & Performance	Manager Systems and Information	Cemeteries Act 1986	Discretionary	Burial - Child up to 12 years old (not to be re-opened for joint burial)	Yes	557.27	576.36	634.00	No	10157-1037-1680-0000 for Busseton Cemetery 10158-1037-1680-0000 for Dunsborough Cemetery	3.43%
Corporate Strategy & Performance	Manager Systems and Information	Cemeteries Act 1986	Discretionary	Construction of Vault (Does not include building application fees)	Yes	At cost	At cost	At cost plus GST	No	10157-1037-1680-0000 for Busseton Cemetery 10158-1037-1680-0000 for Dunsborough Cemetery	
Corporate Strategy & Performance	Manager Systems and Information	Cemeteries Act 1986	Discretionary	Vault Grant of Right of Burial	No	1,329.00	1,329.00	1,329.00	No	10157-1037-1680-0000 for Busseton Cemetery 10158-1037-1680-0000 for Dunsborough Cemetery	0.00%
Corporate Strategy & Performance	Manager Systems and Information	Cemeteries Act 1986	Discretionary	Vault Interment Fee (each)	Yes	1,111.82	1,111.82	1,223.00	No	10157-1037-1680-0000 for Busseton Cemetery 10158-1037-1680-0000 for Dunsborough Cemetery	0.00%
Corporate Strategy & Performance	Manager Systems and Information	Cemeteries Act 1986	Discretionary	Vault maintenance fee (annual)	Yes	152.73	157.27	173.00	No	10157-1037-1680-0000 for Busseton Cemetery 10158-1037-1680-0000 for Dunsborough Cemetery	2.98%
				<u>Exhumation</u>							
Corporate Strategy & Performance	Manager Systems and Information	Cemeteries Act 1986	Discretionary	Re-opening grave for exhumation	Yes	2,273.64	2,352.73	2,588.00	No	10157-1037-1680-0000 for Busseton Cemetery 10158-1037-1680-0000 for Dunsborough Cemetery	3.48%
Corporate Strategy & Performance	Manager Systems and Information	Cemeteries Act 1986	Discretionary	Re-burial in new or same grave (additional fees may apply)	Yes	1,160.91	1,200.91	1,321.00	No	10157-1037-1680-0000 for Busseton Cemetery 10158-1037-1680-0000 for Dunsborough Cemetery	3.45%
				<u>Interment of Ashes</u>							
Corporate Strategy & Performance	Manager Systems and Information	Cemeteries Act 1986	Discretionary	Niche Wall - Single Placement	Yes	453.64	469.09	516.00	No	10157-1037-1680-0000 for Busseton Cemetery 10158-1037-1680-0000 for Dunsborough Cemetery	3.41%
Corporate Strategy & Performance	Manager Systems and Information	Cemeteries Act 1986	Discretionary	Niche Wall - Double Placement / Side by Side	Yes	580.00	600.00	660.00	No	10157-1037-1680-0000 for Busseton Cemetery 10158-1037-1680-0000 for Dunsborough Cemetery	3.45%
Corporate Strategy & Performance	Manager Systems and Information	Cemeteries Act 1986	Discretionary	Rose Garden - Double Placement	Yes	647.27	669.09	736.00	No	10157-1037-1680-0000 for Busseton Cemetery 10158-1037-1680-0000 for Dunsborough Cemetery	3.37%
Corporate Strategy & Performance	Manager Systems and Information	Cemeteries Act 1986	Discretionary	Native Garden - Double Placement	Yes	647.27	669.09	736.00	No	10157-1037-1680-0000 for Busseton Cemetery 10158-1037-1680-0000 for Dunsborough Cemetery	3.37%
Corporate Strategy & Performance	Manager Systems and Information	Cemeteries Act 1986	Discretionary	Contemplation Garden - Double Placement	Yes	647.27	669.09	736.00	No	10157-1037-1680-0000 for Busseton Cemetery 10158-1037-1680-0000 for Dunsborough Cemetery	3.37%
Corporate Strategy & Performance	Manager Systems and Information	Cemeteries Act 1986	Discretionary	Memorial Drive - Four Placements	Yes	706.36	730.91	804.00	No	10157-1037-1680-0000 for Busseton Cemetery 10158-1037-1680-0000 for Dunsborough Cemetery	3.47%

Responsible Directorate	Responsible Manager (Manager as relevant)	Head of Power (Relevant Legislative Authority to Levy the Fee)	Statutory or Discretionary Charge	DESCRIPTION	GST TAXABLE	ADOPTED FEE 2023/24 (Exc GST)	PROPOSED FEE 2024/25 (Exc GST)	PROPOSED FEE 2024/25 (Inc GST)	Community Concession Available	Project (or other) Ledger Account number	PROPOSED FEE 2024/25 (Inc GST) % Change
Corporate Strategy & Performance	Manager Systems and Information	Cemeteries Act 1986	Discretionary	Bench Seat – Single Placement (additional fees may apply)	Yes	366.36	379.09	417.00	No	10157-1037-1680-0000 for Busselton Cemetery 10158-1037-1680-0000 for Dunsborough Cemetery	3.47%
Corporate Strategy & Performance	Manager Systems and Information	Cemeteries Act 1986	Discretionary	Children's Garden - Child up to 12 years old	Yes	292.73	302.73	333.00	No	10157-1037-1680-0000 for Busselton Cemetery 10158-1037-1680-0000 for Dunsborough Cemetery	3.42%
Corporate Strategy & Performance	Manager Systems and Information	Cemeteries Act 1986	Discretionary	Existing Grave	Yes	377.27	390.00	429.00	No	10157-1037-1680-0000 for Busselton Cemetery 10158-1037-1680-0000 for Dunsborough Cemetery	3.37%
Corporate Strategy & Performance	Manager Systems and Information	Cemeteries Act 1986	Discretionary	Ashes Interment elsewhere within the Cemetery - Single Placement	Yes	647.27	669.09	736.00	No	10157-1037-1680-0000 for Busselton Cemetery 10158-1037-1680-0000 for Dunsborough Cemetery	3.37%
Corporate Strategy & Performance	Manager Systems and Information	Cemeteries Act 1986	Discretionary	Removal of Ashes for Return to Grant Holder	Yes	309.09	319.09	351.00	No	10157-1037-1680-0000 for Busselton Cemetery 10158-1037-1680-0000 for Dunsborough Cemetery	3.24%
				<u>Monuments/Memorials</u>							
Corporate Strategy & Performance	Manager Systems and Information	Cemeteries Act 1986	Discretionary	Placement of a Memorial without Interment	Yes	79.09	81.82	90.00	No	10157-1037-1680-0000 for Busselton Cemetery 10158-1037-1680-0000 for Dunsborough Cemetery	3.45%
Corporate Strategy & Performance	Manager Systems and Information	Cemeteries Act 1986	Discretionary	Children's Garden - Teddy Bear Memorial - Plaque Only	Yes	At cost	At cost	At cost plus GST	No	10157-1037-1680-0000 for Busselton Cemetery 10158-1037-1680-0000 for Dunsborough Cemetery	
Corporate Strategy & Performance	Manager Systems and Information	Cemeteries Act 1986	Discretionary	Bench Seating - Memorial plaque placement and cost of bench	Yes	At cost	At cost	At cost plus GST	No	10157-1037-1680-0000 for Busselton Cemetery 10158-1037-1680-0000 for Dunsborough Cemetery	
Corporate Strategy & Performance	Manager Systems and Information	Cemeteries Act 1986	Discretionary	Bench Seating - Installation - per hour	Yes	50.91	51.82	57.00	No	10157-1037-1680-0000 for Busselton Cemetery 10158-1037-1680-0000 for Dunsborough Cemetery	1.79%
Corporate Strategy & Performance	Manager Systems and Information	Cemeteries Act 1986	Discretionary	Plaques, Vases and other Monumental Works		At cost	At cost	At cost plus GST	No	10157-1037-1680-0000 for Busselton Cemetery 10158-1037-1680-0000 for Dunsborough Cemetery	
Corporate Strategy & Performance	Manager Systems and Information	Cemeteries Act 1986	Discretionary	Plinth (Small - concrete)	Yes	50.91	51.82	57.00	No	10157-1037-1680-0000 for Busselton Cemetery 10158-1037-1680-0000 for Dunsborough Cemetery	1.79%
Corporate Strategy & Performance	Manager Systems and Information	Cemeteries Act 1986	Discretionary	Plinth (Large - concrete)	Yes	70.00	71.82	79.00	No	10157-1037-1680-0000 for Busselton Cemetery 10158-1037-1680-0000 for Dunsborough Cemetery	2.60%
Corporate Strategy & Performance	Manager Systems and Information	Cemeteries Act 1986	Discretionary	Request for Minor Monumental Works (cleaning, repairs, maintenance etc.)	Yes	28.18	31.82	35.00	No	10157-1037-1680-0000 for Busselton Cemetery 10158-1037-1680-0000 for Dunsborough Cemetery	12.90%
Corporate Strategy & Performance	Manager Systems and Information	Cemeteries Act 1986	Discretionary	Application Administration Fee	Yes	28.18	31.82	35.00	No	10157-1037-1680-0000 for Busselton Cemetery 10158-1037-1680-0000 for Dunsborough Cemetery	12.90%
				<u>Miscellaneous Charges</u>							
Corporate Strategy & Performance	Manager Systems and Information	Cemeteries Act 1986	Discretionary	Interment in open ground without due notice, not within usual hours and prescribed or on a Saturday, Sunday or Public Holiday (in addition to Interment costs) Restrictions Apply	Yes	1,031.82	1,067.27	1,174.00	No	10157-1037-1680-0000 for Busselton Cemetery 10158-1037-1680-0000 for Dunsborough Cemetery	3.44%
Corporate Strategy & Performance	Manager Systems and Information	Cemeteries Act 1986	Discretionary	Annual Funeral Directors Licence	No	458.00	474.00	474.00	No	10157-1037-1681-0000 for Busselton Cemetery 10158-1037-1681-0000 for Dunsborough Cemetery	3.49%

Responsible Directorate	Responsible Manager (Manager as relevant)	Head of Power (Relevant Legislative Authority to Levy the Fee)	Statutory or Discretionary Charge	DESCRIPTION	GST TAXABLE	ADOPTED FEE 2023/24 (Exc GST)	PROPOSED FEE 2024/25 (Exc GST)	PROPOSED FEE 2024/25 (Inc GST)	Community Concession Available	Project (or other) Ledger Account number	PROPOSED FEE 2024/25 (Inc GST) % Change
Corporate Strategy & Performance	Manager Systems and Information	Cemeteries Act 1986	Discretionary	Annual Monumental Masons Licence	No	381.00	394.00	394.00	No	10157-1037-1681-0000 for Busseton Cemetery 10158-1037-1681-0000 for Dunsborough Cemetery	3.41%
Corporate Strategy & Performance	Manager Systems and Information	Cemeteries Act 1986	Discretionary	Funeral Directors Single Funeral Permit (Licence Holder)	No	211.00	218.00	218.00	No	10157-1037-1681-0000 for Busseton Cemetery 10158-1037-1681-0000 for Dunsborough Cemetery	3.32%
Corporate Strategy & Performance	Manager Systems and Information	Cemeteries Act 1986	Discretionary	Single Funeral Permit	No	535.00	553.00	553.00	No	10157-1037-1681-0000 for Busseton Cemetery 10158-1037-1681-0000 for Dunsborough Cemetery	3.36%
Corporate Strategy & Performance	Manager Systems and Information	Cemeteries Act 1986	Discretionary	Monumental Masons Single Permit to Erect a Monument (Licence Holder)	No	163.00	168.00	168.00	No	10157-1037-1681-0000 for Busseton Cemetery 10158-1037-1681-0000 for Dunsborough Cemetery	3.07%
Corporate Strategy & Performance	Manager Systems and Information	Cemeteries Act 1986	Discretionary	Single Permit to Erect a Monument	No	184.00	190.00	190.00	No	10157-1037-1681-0000 for Busseton Cemetery 10158-1037-1681-0000 for Dunsborough Cemetery	3.26%
Corporate Strategy & Performance	Manager Systems and Information	Cemeteries Act 1986	Discretionary	Copy of Grant of Right of Burial	No	85.00	87.00	87.00	No	10157-1037-1681-0000 for Busseton Cemetery 10158-1037-1681-0000 for Dunsborough Cemetery	2.35%
Corporate Strategy & Performance	Manager Systems and Information	Cemeteries Act 1986	Discretionary	Refund Administration Fee	Yes	15% of original purchase price	136.36	150.00	No	10157-1037-1681-0000 for Busseton Cemetery 10158-1037-1681-0000 for Dunsborough Cemetery	

Responsible Directorate	Responsible Manager (Manager as relevant)	Head of Power (Relevant Legislative Authority to Levy the Fee)	Statutory or Discretionary Charge	DESCRIPTION	GST TAXABLE	ADOPTED FEE 2023/24 (Exc GST)	PROPOSED FEE 2024/25 (Exc GST)	PROPOSED FEE 2024/25 (Inc GST)	Community Concession Available	Project (or other) Ledger Account number	PROPOSED FEE 2024/25 (Inc GST) % Change
				<b><u>ECONOMIC &amp; BUSINESS DEVELOPMENT DIRECTORATE</u></b>							
				<b><u>BUSSELTON-MARGARET RIVER AIRPORT</u></b>							
				The City of Busselton reserves the right to establish Pricing Arrangements, incorporating elements of the standard fees and charges listed below with partners (including RPT and Open & Closed Charters) based on commercial arrangements.							
				<b><u>Passenger Fees</u></b>							
Economic & Business Development	Manager Airport	Local Government Act 1995 Section 6.16	Discretionary	Passenger facilitation fee for RPT flights (arriving & departing passengers)	Yes	POA ^	POA ^	POA ^	No	10594-1007-1674-0000	
Economic & Business Development	Manager Airport	Local Government Act 1995 Section 6.16	Discretionary	Passenger Screening charge (departing passengers only) for RPT-passengers requiring screening during the RPT operational period.	Yes	POA ^	POA ^	POA ^	No	10594-1007-1675-0000	
Economic & Business Development	Manager Airport	Local Government Act 1995 Section 6.16	Discretionary	Passenger Facilitation Fee for Open and Closed Charter Flights (per departing passenger) utilising ground handling and terminal building	Yes	11.82	12.27	13.50	No	10594-1007-1674-0000	3.85%
Economic & Business Development	Manager Airport	Local Government Act 1995 Section 6.16	Discretionary	Passenger Facilitation Fee for Open and Closed Charter Flights (per arriving passenger) utilising ground handling and terminal building	Yes	11.82	12.27	13.50	No	10594-1007-1674-0000	3.85%
Economic & Business Development	Manager Airport	Local Government Act 1995 Section 6.16	Discretionary	Passenger Facilitation Fee for Open and Closed Charter Flights (per departing passenger) utilising terminal building only	Yes	5.91	6.36	7.00	No	10594-1007-1674-0000	7.69%
Economic & Business Development	Manager Airport	Local Government Act 1995 Section 6.16	Discretionary	Passenger Facilitation Fee for Open and Closed Charter Flights (per arriving passenger) utilising terminal building only	Yes	5.91	6.36	7.00	No	10594-1007-1674-0000	7.69%
				POA^ - Price on Application. Contact City of Busselton for further information.							
				<b><u>Landing Fees &amp; General Aviation Charges</u></b>							
Economic & Business Development	Manager Airport	Local Government Act 1995 Section 6.16	Discretionary	Fixed and Rotary wing Aircraft 0 -999 kg MTOW (Flat fee per landing )	Yes	4.55	4.55	5.00	No	10594-1007-1671-0000	0.00%
Economic & Business Development	Manager Airport	Local Government Act 1995 Section 6.16	Discretionary	Fixed and Rotary wing Aircraft 1,000 -1,999 kg MTOW (Flat fee per landing )	Yes	8.18	8.64	9.50	No	10594-1007-1671-0000	5.56%
Economic & Business Development	Manager Airport	Local Government Act 1995 Section 6.16	Discretionary	Fixed and Rotary wing Aircraft 2000 - 5699 kg MTOW per part 1000kg	Yes	16.36	16.82	18.50	No	10594-1007-1671-0000	2.78%
Economic & Business Development	Manager Airport	Local Government Act 1995 Section 6.16	Discretionary	Fixed and Rotary wing Aircraft 5700 - 19,999 kg MTOW per part 1000kg	Yes	18.64	19.09	21.00	No	10594-1007-1671-0000	2.44%
Economic & Business Development	Manager Airport	Local Government Act 1995 Section 6.16	Discretionary	Fixed and Rotary wing Aircraft greater than 20,000 kg MTOW per part 1000kg	Yes	20.91	21.82	24.00	No	10594-1007-1671-0000	4.35%
Economic & Business Development	Manager Airport	Local Government Act 1995 Section 6.16	Discretionary	An annual landing fee (optional to per landing fee) for private operators who are City of Busselton Residents or have permanently hangered aircraft including helicopters with a MTOW less than 3000kg MTOW	Yes	218.18	227.27	250.00	No	10594-1007-1671-0000	4.17%
Economic & Business Development	Manager Airport	Local Government Act 1995 Section 6.16	Discretionary	An annual landing fee (optional to per landing fee) for commercial operators who are City of Busselton Residents or have permanently hangered aircraft including helicopters with a MTOW less than 3000kg MTOW	Yes	915.45	1,000.00	1,100.00	No	10594-1007-1671-0000	9.24%
Economic & Business Development	Manager Airport	Local Government Act 1995 Section 6.16	Discretionary	Apron parking bays 1-11 only, per day - First 3 hrs free	Yes	37.27	38.64	42.50	No	10594-1007-1671-0000	3.66%
Economic & Business Development	Manager Airport	Local Government Act 1995 Section 6.16	Discretionary	General Aviation hardstand parking only, per day - First 24 hours free	Yes	10.00	10.91	12.00	No	10594-1007-1671-0000	9.09%
Economic & Business Development	Manager Airport	Local Government Act 1995 Section 6.16	Discretionary	<b>Emergency Services consisting of Royal Flying Doctor Service, SLSWA Rescue Helicopter, DFES and DBCA Fire fighting aircraft, Police Air Wing, Surveillance Australia Rescue, RAC Rescue</b>		Nil	Nil	Nil	No	10594-1007-1671-0000	
Economic & Business Development	Manager Airport	Local Government Act 1995 Section 6.16	Discretionary	<b><u>Car Park</u></b>							
Economic & Business Development	Manager Airport	Local Government Act 1995 Section 6.16	Discretionary	FIFO Car park frequent user per day fee (based on annual use)	Yes	5.91	5.91	6.50	No	10594-1007-1673-0000	0.00%



Responsible Directorate	Responsible Manager (Manager as relevant)	Head of Power (Relevant Legislative Authority to Levy the Fee)	Statutory or Discretionary Charge	DESCRIPTION	GST TAXABLE	ADOPTED FEE 2023/24 (Exc GST)	PROPOSED FEE 2024/25 (Exc GST)	PROPOSED FEE 2024/25 (Inc GST)	Community Concession Available	Project (or other) Ledger Account number	PROPOSED FEE 2024/25 (Inc GST) % Change
Economic & Business Development	Manager Airport	Local Government Act 1995 Section 6.16	Discretionary	Lost parking validation ticket	Yes	181.82	190.91	210.00	No	10594-1007-1673-0000	5.00%
Economic & Business Development	Manager Airport	Local Government Act 1995 Section 6.16	Discretionary	FIFO Car park frequent user card issuing fee (incl administration)	Yes	22.73	22.73	25.00	No	10594-1007-1673-0000	0.00%
Economic & Business Development	Manager Airport	Local Government Act 1995 Section 6.16	Discretionary	FIFO Car park frequent user card - reissuing lost card fee	Yes	31.82	31.82	35.00	No	10594-1007-1673-0000	0.00%
				<u>Public Car Park</u>							
Economic & Business Development	Manager Airport	Local Government Act 1995 Section 6.16	Discretionary	First Hour	Yes	0.00	0.00	0.00	No	10594-1007-1673-0000	
Economic & Business Development	Manager Airport	Local Government Act 1995 Section 6.16	Discretionary	Hours 1 to 4	Yes	5.00	5.45	6.00	No	10594-1007-1673-0000	9.09%
Economic & Business Development	Manager Airport	Local Government Act 1995 Section 6.16	Discretionary	Hours 4 to 6	Yes	5.91	6.36	7.00	No	10594-1007-1673-0000	7.69%
Economic & Business Development	Manager Airport	Local Government Act 1995 Section 6.16	Discretionary	Hours 6 to 8	Yes	6.82	7.27	8.00	No	10594-1007-1673-0000	6.67%
Economic & Business Development	Manager Airport	Local Government Act 1995 Section 6.16	Discretionary	Hours 8 to 10	Yes	7.73	8.18	9.00	No	10594-1007-1673-0000	5.88%
Economic & Business Development	Manager Airport	Local Government Act 1995 Section 6.16	Discretionary	Hours 10 to 12	Yes	8.64	9.09	10.00	No	10594-1007-1673-0000	5.26%
Economic & Business Development	Manager Airport	Local Government Act 1995 Section 6.16	Discretionary	Hours 12 to 24	Yes	9.55	10.00	11.00	No	10594-1007-1673-0000	4.76%
Economic & Business Development	Manager Airport	Local Government Act 1995 Section 6.16	Discretionary	Days 1 to 7 (per day)	Yes	9.55	10.00	11.00	No	10594-1007-1673-0000	4.76%
Economic & Business Development	Manager Airport	Local Government Act 1995 Section 6.16	Discretionary	Days 8 to 13 (per day)	Yes	7.73	8.18	9.00	No	10594-1007-1673-0000	5.88%
Economic & Business Development	Manager Airport	Local Government Act 1995 Section 6.16	Discretionary	Days 14 to 30 (per day)	Yes	6.82	7.27	8.00	No	10594-1007-1673-0000	6.67%
Economic & Business Development	Manager Airport	Local Government Act 1995 Section 6.16	Discretionary	Days 31+ (per day)	Yes	5.91	6.36	7.00	No	10594-1007-1673-0000	7.69%
				<u>Other Fees</u>							
Economic & Business Development	Manager Airport	Local Government Act 1995 Section 6.16	Discretionary	Airport Reporting Officer afterhours Call out including- Fuel, CEO Non-conforming activity, carpark, airside escorts - Rate per hour (Minimum 3 hours). No charge for Local Stand-By, Full emergency, crash on airport	Yes	85.45	100.00	110.00	No	10594-1007-1672-0000	17.02%
Economic & Business Development	Manager Airport	Local Government Act 1995 Section 6.16	Discretionary	Flight Training Permits (as defined in the City of Busseton Noise Management Plan on approval by the City only)	No	224.00	230.00	230.00	No	10594-1007-1672-0000	2.68%
Economic & Business Development	Manager Airport	Local Government Act 1995 Section 6.16	Discretionary	Fee for any commercial or private activity that requires a City approved permit or licence	Yes	203.64	209.09	230.00	No	10594-1007-1672-0000	2.68%
Economic & Business Development	Manager Airport	Local Government Act 1995 Section 6.16	Discretionary	Airport Reporting Officer airside assistance / escort, rate per hour for ARO time > 30 minutes (not including Local Standby, Full Emergency, Crash on Airport with ARO in attendance)	Yes	49.09	50.91	56.00	No	10594-1007-1672-0000	3.70%
Economic & Business Development	Manager Airport	Local Government Act 1995 Section 6.16	Discretionary	Hanger Hire Fee (min 200sqm) per sqm per week	Yes	1.05	1.18	1.30	No	10594-1007-1670-0000	13.04%
Economic & Business Development	Manager Airport	Local Government Act 1995 Section 6.16	Discretionary	Aircraft Ground Servicing Equipment hire per hour	Yes	By Agreement	By Agreement	By Agreement	No	10594-1007-1672-0000	
Economic & Business Development	Manager Airport	Local Government Act 1995 Section 6.16	Discretionary	Airside Environmental Clean up charges + materials and disposal of waste	Yes	Cost Recovery	Cost Recovery	Cost Recovery	No	10594-1007-1672-0000	
Economic & Business Development	Airport Manager	Local Government Act 1995 Section 6.16	Discretionary	Airside Drivers Licence— New (24 Months)	Yes	31.82	31.82	35.00	No	10594-1007-1672-0000	0.00%
Economic & Business Development	Manager Airport	Local Government Act 1995 Section 6.16	Discretionary	Visitor Identification Card (VIC) Pass fee per card - replacement card / non-return of card	Yes	18.18	22.73	25.00	No	10594-1007-1672-0000	25.00%
Economic & Business Development	Manager Airport	Local Government Act 1995 Section 6.16	Discretionary	Terminal Access/security swipe card - replacement	Yes	45.45	45.45	50.00	No	10594-1007-1672-0000	0.00%
				<u>BUSSETON CULTURAL PRECINCT</u>							
				<u>Saltwater Performing Arts &amp; Convention Centre</u>							
				<u>Commercial Use</u>							
Economic & Business Development	Manager Events & Culture	Local Government Act 1995 Section 6.16	Discretionary	Main Theatre (per day)	Yes	2,300.00	2,300.00	2,530.00	No	10022-1003-1633-0000	0.00%
Economic & Business Development	Manager Events & Culture	Local Government Act 1995 Section 6.16	Discretionary	Function Rooms (3 rooms) (per hour w 4hr minimum)	Yes	250.00	250.00	275.00	No	10022-1003-1633-0000	0.00%
Economic & Business Development	Manager Events & Culture	Local Government Act 1995 Section 6.16	Discretionary	Function Rooms (2 rooms) (per hour w 4hrs minimum)	Yes	200.00	200.00	220.00	No	10022-1003-1633-0000	0.00%

Responsible Directorate	Responsible Manager (Manager as relevant)	Head of Power (Relevant Legislative Authority to Levy the Fee)	Statutory or Discretionary Charge	DESCRIPTION	GST TAXABLE	ADOPTED FEE 2023/24 (Exc GST)	PROPOSED FEE 2024/25 (Exc GST)	PROPOSED FEE 2024/25 (Inc GST)	Community Concession Available	Project (or other) Ledger Account number	PROPOSED FEE 2024/25 (Inc GST) % Change
Economic & Business Development	Manager Events & Culture	Local Government Act 1995 Section 6.16	Discretionary	Function Room (1 room) (per hour w 2hrs minimum)	Yes	100.00	100.00	110.00	No	10022-1003-1633-0000	0.00%
Economic & Business Development	Manager Events & Culture	Local Government Act 1995 Section 6.16	Discretionary	Rehearsal room (per hour)	Yes	100.00	100.00	110.00	No	10022-1003-1633-0000	0.00%
Economic & Business Development	Manager Events & Culture	Local Government Act 1995 Section 6.16	Discretionary	Rehearsal Room (per day)	Yes	500.00	500.00	550.00	No	10022-1003-1633-0000	0.00%
Economic & Business Development	Manager Events & Culture	Local Government Act 1995 Section 6.16	Discretionary	Meeting room (per hour)	Yes	50.00	50.00	55.00	No	10022-1003-1633-0000	0.00%
Economic & Business Development	Manager Events & Culture	Local Government Act 1995 Section 6.16	Discretionary	Whole venue (all spaces and theatre) (per day)	Yes	3,500.00	3,500.00	3,850.00	No	10022-1003-1633-0000	0.00%
				Local Not For Profit/Community Group/School Use							
Economic & Business Development	Manager Events & Culture	Local Government Act 1995 Section 6.16	Discretionary	Main Theatre (per day) (excluding co-presentations)	Yes	1,500.00	1,500.00	1,650.00	No	10022-1003-1633-0000	0.00%
Economic & Business Development	Manager Events & Culture	Local Government Act 1995 Section 6.16	Discretionary	Main Theatre (set up/rehearsal) (excluding co-presentations)	Yes	500.00	500.00	550.00	No	10022-1003-1633-0000	0.00%
Economic & Business Development	Manager Events & Culture	Local Government Act 1995 Section 6.16	Discretionary	Rehearsal room (per hour) (extended/recurring use by negotiation)	Yes	50.00	50.00	55.00	No	10022-1003-1633-0000	0.00%
Economic & Business Development	Manager Events & Culture	Local Government Act 1995 Section 6.16	Discretionary	Small Meeting room (per hour)	Yes	30.00	30.00	33.00	No	10022-1003-1633-0000	0.00%
Economic & Business Development	Manager Events & Culture	Local Government Act 1995 Section 6.16	Discretionary	Function Room (per hour per room, 2 hr minimum)	Yes	New	50.00	55.00	No	10022-1003-1633-0000	
				Other Fees and Charges							
Economic & Business Development	Manager Events & Culture	Local Government Act 1995 Section 6.16	Discretionary	Wages On-charged (FOH & Technical staff) (per hour, 4hr minimum)(x2.5 on Public Holidays)	Yes	54.55	54.55	60.00	No	10022-1003-1520-0000	0.00%
Economic & Business Development	Manager Events & Culture	Local Government Act 1995 Section 6.16	Discretionary	Booking Fees Ticket Commission Charges (charged to hirers per ticket)	Yes	0.05	5%	5%	No	10022-1003-1520-0000	0.00%
Economic & Business Development	Manager Events & Culture	Local Government Act 1995 Section 6.16	Discretionary	Ticket Booking Fee	Yes	New	1.45	1.60	No	10022-1003-1650-0000	#VALUE!
Economic & Business Development	Manager Events & Culture	Local Government Act 1995 Section 6.16	Discretionary	Marketing Support Charges (based on hirer requirements)	Yes	\$100-\$1000	\$100-\$1000	\$110-\$1100	No	10022-1003-1520-0000	
Economic & Business Development	Manager Events & Culture	Local Government Act 1995 Section 6.16	Discretionary	Kitchen Hire (required for catered events) (per day)	Yes	200.00	200.00	220.00	No	10022-1003-1663-0000	0.00%
Economic & Business Development	Manager Events & Culture	Local Government Act 1995 Section 6.16	Discretionary	Cleaning Fee (per event) (x2.5 on Public Holidays)	Yes	163.64	163.64	180.00	No	10022-1003-1520-0000	0.00%
Economic & Business Development	Manager Events & Culture	Local Government Act 1995 Section 6.16	Discretionary	Security staff (per person, per hour, 3hr minimum)(x2.5 on Public Holidays)	Yes	90.91	90.91	100.00	No	10022-1003-1520-0000	0.00%
Economic & Business Development	Manager Events & Culture	Local Government Act 1995 Section 6.16	Discretionary	Piano Usage (includes tuning)	Yes	300.00	300.00	330.00	No	10022-1003-1520-0000	0.00%
Economic & Business Development	Manager Events & Culture	Local Government Act 1995 Section 6.16	Discretionary	Commission on sale of Merchandise (% gross sales)	Yes	0.10	10%	10%	No	10022-1003-1307-0000	0.00%
				Additional charges for Food and Beverages will be charged at an agreed rate, on a case by case basis.						10022-1003-1633-0000	
Economic & Business Development	Manager Events & Culture	Local Government Act 1995 Section 6.16	Discretionary	Dance Floor Hire	Yes	NEW	200.00	220.00	No	10022-1003-1520-0000	#VALUE!
Economic & Business Development	Manager Events & Culture	Local Government Act 1995 Section 6.16	Discretionary	Administrative Fee (per hour, eg ticket build, website updates)	Yes	NEW	54.55	60.00	No	10022-1003-1520-0000	#VALUE!
				Saltwater Art Gallery							
Economic & Business Development	Manager Events & Culture	Local Government Act 1995 Section 6.16	Discretionary	Commission rates on exhibition sales	Yes	34%	34%	34%	No	100221003-1695-0000	0.00%
Economic & Business Development	Manager Events & Culture	Local Government Act 1995 Section 6.16	Discretionary	Exhibition Fee (per week)	Yes	227.27	227.27	250.00	No	10022-1003-1639-0000	0.00%
Economic & Business Development	Manager Events & Culture	Local Government Act 1995 Section 6.16	Discretionary	Installation/Dismantle Fees (per hour)	Yes	54.55	54.55	60.00	No	10022-1003-1520-0000	0.00%
Economic & Business Development	Manager Events & Culture	Local Government Act 1995 Section 6.16	Discretionary	Room Hire for events (per hour, 2 hour minimum)	Yes	363.64	100.00	110.00	No	10022-1003-1633-0000	-72.50%
				Bond Store Gallery							
Economic & Business Development	Manager Events & Culture	Local Government Act 1995 Section 6.16	Discretionary	Commission rates on exhibition sales (rostered artists)	Yes	0.20	0.20	0.20	No	10020-1003-1639-0000	0.00%
Economic & Business Development	Manager Events & Culture	Local Government Act 1995 Section 6.16	Discretionary	Commission rates on exhibition sales (non-rostered artists)	Yes	0.30	0.30	0.30	No	10020-1003-1639-0000	0.00%
Economic & Business Development	Manager Events & Culture	Local Government Act 1995 Section 6.16	Discretionary	Exhibition Fee (per week)	Yes	112.73	116.36	128.00	No	10020-1003-1639-0000	3.23%
Economic & Business Development	Manager Events & Culture	Local Government Act 1995 Section 6.16	Discretionary	Installation/Dismantle Fees (per hour)	Yes	54.55	54.55	60.00	No	10020-1003-1639-0000	0.00%

Responsible Directorate	Responsible Manager (Manager as relevant)	Head of Power (Relevant Legislative Authority to Levy the Fee)	Statutory or Discretionary Charge	DESCRIPTION	GST TAXABLE	ADOPTED FEE 2023/24 (Exc GST)	PROPOSED FEE 2024/25 (Exc GST)	PROPOSED FEE 2024/25 (Inc GST)	Community Concession Available	Project (or other) Ledger Account number	PROPOSED FEE 2024/25 (Inc GST) % Change
Economic & Business Development	Manager Events & Culture	Local Government Act 1995 Section 6.16	Discretionary	Room Hire for events, shared with exhibition, incl garden (per event)(daily rate)	Yes	155.45	160.00	176.00	No	10020-1003-1633-0000	2.92%
				<u>New Courtroom</u>							
Economic & Business Development	Manager Events & Culture	Local Government Act 1995 Section 6.16	Discretionary	Commission rates on exhibition sales (rostered artists)	Yes	0.20	0.20	0.20	No	10020-1003-1639-0000	0.00%
Economic & Business Development	Manager Events & Culture	Local Government Act 1995 Section 6.16	Discretionary	Commission rates on exhibition sales (non-rostered artists)	Yes	0.30	0.30	0.30	No	10020-1003-1639-0000	0.00%
Economic & Business Development	Manager Events & Culture	Local Government Act 1995 Section 6.16	Discretionary	Exhibition Fee (per week)	Yes	170.00	175.45	193.00	No	10020-1003-1639-0000	3.21%
Economic & Business Development	Manager Events & Culture	Local Government Act 1995 Section 6.16	Discretionary	Installation/Dismantle Fees (per hour)	Yes	54.55	54.55	60.00	No	10020-1003-1629-0000	0.00%
Economic & Business Development	Manager Events & Culture	Local Government Act 1995 Section 6.16	Discretionary	Room Hire for events, shared with exhibition (per event)(daily rate)	Yes	207.27	213.64	235.00	No	10020-1003-1633-0000	3.07%
				<u>Ballaarat House</u>							
Economic & Business Development	Manager Events & Culture	Local Government Act 1995 Section 6.16	Discretionary	Exhibition Fee (per week)	Yes	160.00	165.45	182.00	No	10020-1003-1637-0000	3.41%
Economic & Business Development				Installation/Dismantle Fees (per hour)	Yes	54.55	54.55	60.00	No	10020-1003-1637-0000	0.00%
				<u>Fodder Room</u>							
Economic & Business Development	Manager Events & Culture	Local Government Act 1995 Section 6.16	Discretionary	Community hire for workshops/classes (per hour, 2hr minimum)	Yes	14.09	14.55	16.00	No	10020-1003-1633-0000	3.23%
				<u>Old Courthouse Courtyard</u>							
Economic & Business Development	Manager Events & Culture	Local Government Act 1995 Section 6.16	Discretionary	Event Hire (per hour)(free for community group activations)	Yes	54.55	54.55	60.00	No	10020-1003-1633-0000	0.00%
Economic & Business Development	Manager Events & Culture	Local Government Act 1995 Section 6.16	Discretionary	Wages On-charged (2 staff required after hours) (per hour, 2hr minimum)	Yes	54.55	54.55	60.00	No	10020-1003-1629-0000	0.00%
				<u>Exercise Yard</u>							
Economic & Business Development	Manager Events & Culture	Local Government Act 1995 Section 6.16	Discretionary	Exhibition Fee (per week)	Yes	NEW	72.73	80.00	No	10020-1003-1633-0000	#VALUE!
				<u>Day Room</u>							
Economic & Business Development	Manager Events & Culture	Local Government Act 1995 Section 6.16	Discretionary	Exhibition Fee (per week)	Yes	NEW	72.73	80.00	No	10020-1003-1633-0000	#VALUE!
				<u>Other Fees &amp; Charges</u>							
Economic & Business Development	Manager Events & Culture	Local Government Act 1995 Section 6.16	Discretionary	Storage Fee per week	Yes	55.45	57.27	63.00	No	10020-1003-1629-0000	3.28%
Economic & Business Development	Manager Events & Culture	Local Government Act 1995 Section 6.16	Discretionary	City of Busselton Art Award Entry Fee	Yes	36.36	36.36	40.00	No	10020-1003-1639-0000	0.00%
Economic & Business Development	Manager Events & Culture	Local Government Act 1995 Section 6.16	Discretionary	Market Stall - Cultural Precinct	Yes	31.82	31.82	35.00	No	10020-1003-1629-0000	0.00%
Economic & Business Development	Manager Events & Culture	Local Government Act 1995 Section 6.16	Discretionary	Heritage Tour Fee Adult	Yes	10.91	10.91	12.00	No	10020-1003-1629-0000	0.00%
Economic & Business Development	Manager Events & Culture	Local Government Act 1995 Section 6.16	Discretionary	Heritage Tour Fee Child	Yes	5.45	5.45	6.00	No	10020-1003-1629-0000	0.00%
Economic & Business Development	Manager Events & Culture	Local Government Act 1995 Section 6.16	Discretionary	Heritage Tour Family Pass (2 adults, 2 children)	Yes	27.27	27.27	30.00	No	10020-1003-1629-0000	0.00%
Economic & Business Development	Manager Events & Culture	Local Government Act 1995 Section 6.16	Discretionary	Commission rates on exhibition sales (rostered artists)	Yes	20%	20%	20%	No	10020-1003-1695-0000	0.00%
Economic & Business Development	Manager Events & Culture	Local Government Act 1995 Section 6.16	Discretionary	Commission rates on exhibition sales (non-rostered artists)	Yes	30%	30%	30%	No	10020-1003-1695-0000	0.00%
Economic & Business Development	Manager Events & Culture	Local Government Act 1995 Section 6.16	Discretionary	Commission rates on sales (resident artists)	Yes	NEW	10%	10%	No	10020-1003-1695-0000	#VALUE!
Economic & Business Development	Manager Events & Culture	Local Government Act 1995 Section 6.16	Discretionary	Additional exhibition charges, assessed on a case by case basis based on additional costs	Yes	To be determined	To be determined	To be determined	No	10020-1003-1629-0000	
Economic & Business Development	Manager Events & Culture	Local Government Act 1995 Section 6.16	Discretionary	Misc. Equipment Hire (TV, glassware, urn, tables, chairs)	Yes	NEW	54.55	60.00	No	10020-1003-1629-0000	#VALUE!
				<u>LIBRARY CHARGES</u>							
Economic & Business Development	Manager Events & Culture	Local Government Act 1995 Section 6.16	Discretionary	Replacement Library Membership Cards	No	5.00	5.00	5.00	No	10217-1005-1698-0000 (Bsn) 10218-1005-1629-0000 (Duns)	0.00%

Responsible Directorate	Responsible Manager (Manager as relevant)	Head of Power (Relevant Legislative Authority to Levy the Fee)	Statutory or Discretionary Charge	DESCRIPTION	GST TAXABLE	ADOPTED FEE 2023/24 (Exc GST)	PROPOSED FEE 2024/25 (Exc GST)	PROPOSED FEE 2024/25 (Inc GST)	Community Concession Available	Project (or other) Ledger Account number	PROPOSED FEE 2024/25 (Inc GST) % Change
Economic & Business Development	Manager Events & Culture	Local Government Act 1995 Section 6.16	Discretionary	Library Bags - Red	Yes	1.36	1.36	1.50	No	10217-1005-1696-0000 (Bsn) 10218-1005-1696-0000 (Duns)	0.00%
Economic & Business Development	Manager Events & Culture	Local Government Act 1995 Section 6.16	Discretionary	Photocopy / Printing Charges (per side) - black & white - A4	Yes	0.18	0.18	0.20	No	10217-1005-1704-0000 (Bsn) 10218-1005-1704-0000 (Duns)	0.00%
Economic & Business Development	Manager Events & Culture	Local Government Act 1995 Section 6.16	Discretionary	Photocopy / Printing Charges (per side)) - colour - A4	Yes	0.91	0.91	1.00	No	10217-1005-1704-0000 (Bsn) 10218-1005-1704-0000 (Duns)	0.00%
Economic & Business Development	Manager Events & Culture	Local Government Act 1995 Section 6.16	Discretionary	Photocopy / Printing Charges (per side) - black & white - A3	Yes	0.36	0.36	0.40	No	10217-1005-1704-0000 (Bsn) 10218-1005-1704-0000 (Duns)	0.00%
Economic & Business Development	Manager Events & Culture	Local Government Act 1995 Section 6.16	Discretionary	Photocopy / Printing Charges (per side)) - colour - A3	Yes	1.82	1.82	2.00	No	10217-1005-1704-0000 (Bsn) 10218-1005-1704-0000 (Duns)	0.00%
Economic & Business Development	Manager Events & Culture	Local Government Act 1995 Section 6.16	Discretionary	Local Studies - Research Fee - Not for profit (First 30 minutes)	Yes	NEW	Free	Free	No	10217-1005-xxxx-0000 (Bsn) 10218-1005-xxxx-0000 (Duns)	
Economic & Business Development	Manager Events & Culture	Local Government Act 1995 Section 6.16	Discretionary	Local Studies - Research Fee - Not for profit (After 30 Minutes, Maximum 2 Hours)	Yes	NEW	27.27	30.00	No	10217-1005-xxxx-0000 (Bsn) 10218-1005-xxxx-0000 (Duns)	#VALUE!
Economic & Business Development	Manager Events & Culture	Local Government Act 1995 Section 6.16	Discretionary	Local Studies - Research Fee - Commercial (Maximum 2 Hours)	Yes	NEW	72.73	80.00	No	10217-1005-xxxx-0000 (Bsn) 10218-1005-xxxx-0000 (Duns)	#VALUE!
Economic & Business Development	Manager Events & Culture	Local Government Act 1995 Section 6.16	Discretionary	Image Reproduction - Personal Use - First Image	Yes	6.36	6.36	7.00	No	10217-1005-1704-0000 (Bsn) 10218-1005-1704-0000 (Duns)	0.00%
Economic & Business Development	Manager Events & Culture	Local Government Act 1995 Section 6.16	Discretionary	Image Reproduction - Personal Use - All Subsequent Images	Yes	1.36	1.36	1.50	No	10217-1005-1704-0000 (Bsn) 10218-1005-1704-0000 (Duns)	0.00%
Economic & Business Development	Manager Events & Culture	Local Government Act 1995 Section 6.16	Discretionary	Image Reproduction - Commercial Use - First Image	Yes	27.27	27.27	30.00	No	10217-1005-1704-0000 (Bsn) 10218-1005-1704-0000 (Duns)	0.00%
Economic & Business Development	Manager Events & Culture	Local Government Act 1995 Section 6.16	Discretionary	Image Reproduction - Commercial Use - All Subsequent Images	Yes	6.36	6.36	7.00	No	10217-1005-1704-0000 (Bsn) 10218-1005-1704-0000 (Duns)	0.00%
Economic & Business Development	Manager Events & Culture	Local Government Act 1995 Section 6.16	Discretionary	USB Sticks	Yes	10.91	10.91	12.00	No	10217-1005-1696-0000 (Bsn) 10218-1005-1629-0000 (Duns)	0.00%
Economic & Business Development	Manager Events & Culture	Local Government Act 1995 Section 6.16	Discretionary	External Loan Fee	Yes	15.45	15.45	17.00	No	10217-1005-1696-0000 (Bsn) 10218-1005-1629-0000 (Duns)	0.00%
Economic & Business Development	Manager Events & Culture	Local Government Act 1995 Section 6.16	Discretionary	External Loan - Administration Fee	Yes	43.64	43.64	48.00	No	10217-1005-1696-0000 (Bsn) 10218-1005-1629-0000 (Duns)	0.00%
Economic & Business Development	Manager Events & Culture	Local Government Act 1995 Section 6.16	Discretionary	Sale of discarded local stock	Yes	Market Rate	Market Rate	Market Rate	No	10217-1005-1647-0000 (Bsn) 10218-1005-1647-0000 (Duns)	
				<b>STAGING OF CONCERTS</b>							
Economic & Business Development	Manager Events & Culture	Local Government Act 1995 Section 6.16	Discretionary	<u>Concert Application Fee</u>	No	167.00	172.00	172.00	Yes	10185-1004-1709-0000	2.99%
				<u>Concert Licence Fee/Service Charge</u>							
Economic & Business Development	Manager Events & Culture	Local Government Act 1995 Section 6.16	Discretionary	Category 1 (< 500 patrons)	No	0.00	0.00	0.00	No	10185-1004-1562-0000	
Economic & Business Development	Manager Events & Culture	Local Government Act 1995 Section 6.16	Discretionary	Category 2 (500 - 2500 patrons)	No	1,641.00	1,698.00	1,698.00	No	10185-1004-1562-0000	3.47%
Economic & Business Development	Manager Events & Culture	Local Government Act 1995 Section 6.16	Discretionary	Category 3 (2500 - 5000 patrons)	No	3,255.00	3,368.00	3,368.00	No	10185-1004-1562-0000	3.47%
Economic & Business Development	Manager Events & Culture	Local Government Act 1995 Section 6.16	Discretionary	Category 4 (5000 - 8000 patrons)	No	4,642.00	4,804.00	4,804.00	No	10185-1004-1562-0000	3.49%
Economic & Business Development	Manager Events & Culture	Local Government Act 1995 Section 6.16	Discretionary	Category 5 (8000 -12000 patrons)	No	7,778.00	8,050.00	8,050.00	No	10185-1004-1562-0000	3.50%
Economic & Business Development	Manager Events & Culture	Local Government Act 1995 Section 6.16	Discretionary	Category 6 (12000 -17000 patrons)	No	12,443.00	12,878.00	12,878.00	No	10185-1004-1562-0000	3.50%
Economic & Business Development	Manager Events & Culture	Local Government Act 1995 Section 6.16	Discretionary	Category 7 (17000 - 23000 patrons)	No	18,712.00	19,366.00	19,366.00	No	10185-1004-1562-0000	3.50%
Economic & Business Development	Manager Events & Culture	Local Government Act 1995 Section 6.16	Discretionary	Category 8 (23000 -30000 patrons)	No	26,508.00	27,435.00	27,435.00	No	10185-1004-1562-0000	3.50%

Responsible Directorate	Responsible Manager (Manager as relevant)	Head of Power (Relevant Legislative Authority to Levy the Fee)	Statutory or Discretionary Charge	DESCRIPTION	GST TAXABLE	ADOPTED FEE 2023/24 (Exc GST)	PROPOSED FEE 2024/25 (Exc GST)	PROPOSED FEE 2024/25 (Inc GST)	Community Concession Available	Project (or other) Ledger Account number	PROPOSED FEE 2024/25 (Inc GST) % Change
				<u>Concert Ground Hire Fee</u>							
Economic & Business Development	Manager Events & Culture	Local Government Act 1995 Section 6.16	Discretionary	Category 1 (< 500 patrons)	Yes	784.55	811.82	893.00	No	10185-1004-1638-0000	3.48%
Economic & Business Development	Manager Events & Culture	Local Government Act 1995 Section 6.16	Discretionary	Category 2 (500 - 2500 patrons)	Yes	3,967.27	4,105.45	4,516.00	No	10185-1004-1638-0000	3.48%
Economic & Business Development	Manager Events & Culture	Local Government Act 1995 Section 6.16	Discretionary	Category 3 (2500 - 5000 patrons)	Yes	7,787.27	8,059.09	8,865.00	No	10185-1004-1638-0000	3.49%
Economic & Business Development	Manager Events & Culture	Local Government Act 1995 Section 6.16	Discretionary	Category 4 (5000 - 8000 patrons)	Yes	11,747.27	12,158.18	13,374.00	No	10185-1004-1638-0000	3.50%
Economic & Business Development	Manager Events & Culture	Local Government Act 1995 Section 6.16	Discretionary	Category 5 (8000 -12000 patrons)	Yes	15,582.73	16,127.27	17,740.00	No	10185-1004-1638-0000	3.49%
Economic & Business Development	Manager Events & Culture	Local Government Act 1995 Section 6.16	Discretionary	Category 6 (12000 -17000 patrons)	Yes	19,536.36	20,220.00	22,242.00	No	10185-1004-1638-0000	3.50%
Economic & Business Development	Manager Events & Culture	Local Government Act 1995 Section 6.16	Discretionary	Category 7 (17000 - 23000 patrons)	Yes	23,365.45	24,182.73	26,601.00	No	10185-1004-1638-0000	3.50%
Economic & Business Development	Manager Events & Culture	Local Government Act 1995 Section 6.16	Discretionary	Category 8 (23000 -30000 patrons)	Yes	27,053.64	28,000.00	30,800.00	No	10185-1004-1638-0000	3.50%
				<u>Concert Community Amenity Bond</u>							
Economic & Business Development	Manager Events & Culture	Local Government Act 1995 Section 6.16	Discretionary	Category 1 (< 500 patrons)	No	727.00	752.00	752.00	No	Bond	3.44%
Economic & Business Development	Manager Events & Culture	Local Government Act 1995 Section 6.16	Discretionary	Category 2 (500 - 2500 patrons)	No	1,440.00	1,490.00	1,490.00	No	Bond	3.47%
Economic & Business Development	Manager Events & Culture	Local Government Act 1995 Section 6.16	Discretionary	Category 3 (2500 - 5000 patrons)	No	3,026.00	3,131.00	3,131.00	No	Bond	3.47%
Economic & Business Development	Manager Events & Culture	Local Government Act 1995 Section 6.16	Discretionary	Category 4 (5000 - 8000 patrons)	No	8,958.00	9,271.00	9,271.00	No	Bond	3.49%
Economic & Business Development	Manager Events & Culture	Local Government Act 1995 Section 6.16	Discretionary	Category 5 (8000 -12000 patrons)	No	15,020.00	15,545.00	15,545.00	No	Bond	3.50%
Economic & Business Development	Manager Events & Culture	Local Government Act 1995 Section 6.16	Discretionary	Category 6 (12000 -17000 patrons)	No	22,370.00	23,152.00	23,152.00	No	Bond	3.50%
Economic & Business Development	Manager Events & Culture	Local Government Act 1995 Section 6.16	Discretionary	Category 7 (17000 - 23000 patrons)	No	29,868.00	30,913.00	30,913.00	No	Bond	3.50%
Economic & Business Development	Manager Events & Culture	Local Government Act 1995 Section 6.16	Discretionary	Category 8 (23000 -30000 patrons)	No	44,764.00	46,330.00	46,330.00	No	Bond	3.50%
				Loadings & Allowances							
				commercial - 5%							
				community - 0%							
				charitable - 50% (discount)							
				liquor - 5%							
				night (per hour after 10pm) - 10%							
				<u>Concert Ground Hire Bond</u>							
Economic & Business Development	Manager Events & Culture	Local Government Act 1995 Section 6.16	Discretionary	Category 1 (< 500 patrons)	No	2,896.00	2,997.00	2,997.00	No	Bond	3.49%
Economic & Business Development	Manager Events & Culture	Local Government Act 1995 Section 6.16	Discretionary	Category 2 (500 - 2500 patrons)	No	8,974.00	9,288.00	9,288.00	No	Bond	3.50%
Economic & Business Development	Manager Events & Culture	Local Government Act 1995 Section 6.16	Discretionary	Category 3 (2500 - 5000 patrons)	No	17,945.00	18,573.00	18,573.00	No	Bond	3.50%
Economic & Business Development	Manager Events & Culture	Local Government Act 1995 Section 6.16	Discretionary	Category 4 (5000 - 8000 patrons)	No	26,862.00	27,802.00	27,802.00	No	Bond	3.50%
Economic & Business Development	Manager Events & Culture	Local Government Act 1995 Section 6.16	Discretionary	Category 5 (8000 -12000 patrons)	No	29,895.00	30,941.00	30,941.00	No	Bond	3.50%
Economic & Business Development	Manager Events & Culture	Local Government Act 1995 Section 6.16	Discretionary	Category 6 (12000 -17000 patrons)	No	35,810.00	37,063.00	37,063.00	No	Bond	3.50%
Economic & Business Development	Manager Events & Culture	Local Government Act 1995 Section 6.16	Discretionary	Category 7 (17000 - 23000 patrons)	No	47,787.00	49,459.00	49,459.00	No	Bond	3.50%
Economic & Business Development	Manager Events & Culture	Local Government Act 1995 Section 6.16	Discretionary	Category 8 (23000 -30000 patrons)	No	53,849.00	55,733.00	55,733.00	No	Bond	3.50%
				<u>EVENTS &amp; CASUAL GROUND HIRE</u>							
Economic & Business Development	Manager Events & Culture	Local Government Act 1995 Section 6.16	Discretionary	Event Application Fee	No	88.00	91.00	91.00	Yes	10185-1004-1709-0000	3.41%
Economic & Business Development	Manager Events & Culture	Local Government Act 1995 Section 6.16	Discretionary	Event Application Fee - Requiring Multiple Approvals	No	167.00	172.00	172.00	Yes	10185-1004-1709-0000	2.99%

Responsible Directorate	Responsible Manager (Manager as relevant)	Head of Power (Relevant Legislative Authority to Levy the Fee)	Statutory or Discretionary Charge	DESCRIPTION	GST TAXABLE	ADOPTED FEE 2023/24 (Exc GST)	PROPOSED FEE 2024/25 (Exc GST)	PROPOSED FEE 2024/25 (Inc GST)	Community Concession Available	Project (or other) Ledger Account number	PROPOSED FEE 2024/25 (Inc GST) % Change
				<u>Commercial Event - City Infrastructure Bond</u>							
Economic & Business Development	Manager Events & Culture	Local Government Act 1995 Section 6.16	Discretionary	Category 1 (< 500 patrons)	No	2,896.00	2,997.00	2,997.00	No	Bond	3.49%
Economic & Business Development	Manager Events & Culture	Local Government Act 1995 Section 6.16	Discretionary	Category 2 (500 - 2500 patrons)	No	8,974.00	9,288.00	9,288.00	No	Bond	3.50%
Economic & Business Development	Manager Events & Culture	Local Government Act 1995 Section 6.16	Discretionary	Category 3 (2500 - 5000 patrons)	No	17,945.00	18,573.00	18,573.00	No	Bond	3.50%
Economic & Business Development	Manager Events & Culture	Local Government Act 1995 Section 6.16	Discretionary	Category 4 (5000 - 8000 patrons)	No	26,862.00	27,802.00	27,802.00	No	Bond	3.50%
Economic & Business Development	Manager Events & Culture	Local Government Act 1995 Section 6.16	Discretionary	Category 5 (8000 -12000 patrons)	No	29,895.00	30,941.00	30,941.00	No	Bond	3.50%
Economic & Business Development	Manager Events & Culture	Local Government Act 1995 Section 6.16	Discretionary	Category 6 (12000 -17000 patrons)	No	35,810.00	37,063.00	37,063.00	No	Bond	3.50%
Economic & Business Development	Manager Events & Culture	Local Government Act 1995 Section 6.16	Discretionary	Category 7 (17000 - 23000 patrons)	No	47,787.00	49,459.00	49,459.00	No	Bond	3.50%
Economic & Business Development	Manager Events & Culture	Local Government Act 1995 Section 6.16	Discretionary	Category 8 (23000 -30000 patrons)	No	53,849.00	55,733.00	55,733.00	No	Bond	3.50%
				<u>Ground Hire Bonds (to be applied to Community Events)</u>							
Economic & Business Development	Manager Events & Culture	Local Government Act 1995 Section 6.16	Discretionary	Mandatory Bond against rent default, damage etc.:							
Economic & Business Development	Manager Events & Culture	Local Government Act 1995 Section 6.16	Discretionary	Ground Hire Bond (Other Reserves)	No	591.00	611.00	611.00	No	Bond	3.38%
Economic & Business Development	Manager Events & Culture	Local Government Act 1995 Section 6.16	Discretionary	Premium Ground Hire Bond (Sporting Grounds, Foreshore)	No	1,183.00	1,224.00	1,224.00	No	Bond	3.47%
Economic & Business Development	Manager Events & Culture	Local Government Act 1995 Section 6.16	Discretionary	Busselton Foreshore Stage Bond for community and commercial events	No	591.00	611.00	611.00	No	Bond	3.38%
				<u>Commercial Use of Sports Grounds</u>							
Economic & Business Development	Manager Economic Development & Property	Local Government Act 1995 Section 6.16(2)	Discretionary	Commercial use - per hour	Yes	54.55	54.55	60.00	No	10185-1004-1638-0000	0.00%
				<u>Commercial Use of Reserves (Other Reserves)</u>							
Economic & Business Development	Manager Economic Development & Property	Local Government Act 1995 Section 6.16(2)	Discretionary	Commercial use - per hour	Yes	28.18	28.18	31.00	No	10185-1004-1638-0000	0.00%
				<u>Community Use of Sports Grounds</u> (Community fees are limited to maintained sports grounds e.g. Bovell Park. Fees are not charged for Public Reserves e.g. Mitchell Park etc.)							
Economic & Business Development	Manager Economic Development & Property	Local Government Act 1995 Section 6.16(2)	Discretionary	Community Use - per hour (excluding schools within the City of Busselton Municipal area)	Yes	34.55	34.55	38.00	No	10185-1004-1638-0000	0.00%
				<u>Use of Public Grounds for Markets</u>							
Economic & Business Development	Manager Events & Culture	Local Government Act 1995 Section 6.16	Discretionary	Per market (plus Power)	Yes	135.45	140.00	154.00	Yes	10185-1004-1645-0000 (Commercial markets) 10185-1004-1646-0000 (Community markets)	3.36%
Economic & Business Development	Manager Events & Culture	Local Government Act 1995 Section 6.16	Discretionary	Power usage for markets/events on public grounds (excluding sporting grounds) per half day	Yes	26.36	27.27	30.00	No	10185-1004-1633-0000	3.45%
				<u>Use of Busselton Foreshore Stage</u>							
Economic & Business Development	Manager Events & Culture	Local Government Act 1995 Section 6.16	Discretionary	Community use of Busselton Foreshore Stage	Yes	Nil	Nil	Nil	NA	NA	
Economic & Business Development	Manager Events & Culture	Local Government Act 1995 Section 6.16	Discretionary	Commercial use of Busselton Foreshore Stage (per Day)	Yes	246.36	254.55	280.00	No	10185-1004-1633-0000	3.32%
Economic & Business Development	Manager Events & Culture	Local Government Act 1995 Section 6.16	Discretionary	Stage Curtain Bond		222.00	229.00	229.00	No	Bond	3.15%
				<u>Jetty Closure Fee</u>							
Economic & Business Development	Manager Events & Culture	Local Government Act 1995 Section 6.16	Discretionary	Fee to close the Jetty for fireworks, events, functions (>6 hrs)(between 5pm - 9am)	Yes	300.91	310.91	342.00	No	10185-1004-1750-0000	3.32%
Economic & Business Development	Manager Events & Culture	Local Government Act 1995 Section 6.16	Discretionary	Fee to close the Jetty for fireworks, events, functions - per hour rate for < 6 hrs (between 5pm - 9am)	Yes	39.09	39.09	43.00	No	10185-1004-1750-0000	0.00%
				<u>EVENTS - EQUIPMENT HIRE &amp; SIGNAGE</u>							

Responsible Directorate	Responsible Manager (Manager as relevant)	Head of Power (Relevant Legislative Authority to Levy the Fee)	Statutory or Discretionary Charge	DESCRIPTION	GST TAXABLE	ADOPTED FEE 2023/24 (Exc GST)	PROPOSED FEE 2024/25 (Exc GST)	PROPOSED FEE 2024/25 (Inc GST)	Community Concession Available	Project (or other) Ledger Account number	PROPOSED FEE 2024/25 (Inc GST) % Change
				<u>Event Works Fees</u>							
Economic & Business Development	Manager Events & Culture	Local Government Act 1995 Section 6.16	Discretionary	Street Banners - install and remove (per pole) - Fee to be waived for not for profit Community Groups (C1002/061)	Yes	160.91	166.36	183.00	No	10185-1004-1750-0000	3.39%
Economic & Business Development	Manager Events & Culture	Local Government Act 1995 Section 6.16	Discretionary	Beach Volleyball - set up and dismantle	Yes	1,327.27	1,373.64	1,511.00	No	10185-1004-1750-0000	3.49%
Economic & Business Development	Manager Events & Culture	Local Government Act 1995 Section 6.16	Discretionary	Litter Clean-up - per hour	Yes	809.09	837.27	921.00	Yes	10185-1004-1750-0000	3.48%
Economic & Business Development	Manager Events & Culture	Local Government Act 1995 Section 6.16	Discretionary	Marking of reticulation and electricity - per hour	Yes	305.45	315.45	347.00	Yes	10185-1004-1750-0000	3.27%
				<u>Hire of Track Mat</u>							
Economic & Business Development	Manager Events & Culture	Local Government Act 1995 Section 6.16	Discretionary	Track mat - per unit (2.4m x 1.2m) per day	Yes	11.36	11.36	12.50	Yes	10185-1004-1750-0000	0.00%
Economic & Business Development	Manager Events & Culture	Local Government Act 1995 Section 6.16	Discretionary	Track Mat Bond per unit	No	5.50	5.50	5.50	No	Bond	0.00%
				<u>Hire of Grandstands</u>							
Economic & Business Development	Manager Events & Culture	Local Government Act 1995 Section 6.16	Discretionary	Hire per grandstand with roof (inc. delivery & installation)	Yes	324.55	335.45	369.00	No	10185-1004-1750-0000	3.36%
Economic & Business Development	Manager Events & Culture	Local Government Act 1995 Section 6.16	Discretionary	Hire per grandstand without roof (inc. delivery & installation)	Yes	129.09	132.73	146.00	No	10185-1004-1750-0000	2.82%
				<u>Event Signage</u>							
Economic & Business Development	Manager Events & Culture	Local Government Act 1995 Section 6.16	Discretionary	Hire of digital events billboard community rate (per 2 week period)	Yes	240.91	249.09	274.00	No	10185-1004-1633-0000	3.40%
Economic & Business Development	Manager Events & Culture	Local Government Act 1995 Section 6.16	Discretionary	Hire of digital events billboard commercial rate (per 2 week period)	Yes	471.82	488.18	537.00	No	10185-1004-1633-0000	3.47%
				<u>Commercial Hire Site Traders (Non Food)</u>							
Economic & Business Development	Manager Economic Development & Property	Local Government Act 1995 Section 6.16(2)	Discretionary	Application for Commercial Hire Site	No	168.00	173.00	173.00	No	11040-1008-1633-0000	2.98%
Economic & Business Development	Manager Economic Development & Property	Local Government Act 1995 Section 6.16(2)	Discretionary	Application for Transfer of Commercial Hire Site Permit	No	168.00	173.00	173.00	No	11040-1008-1633-0000	2.98%
				<u>Commercial Hire Site Permit Fee – Zone 1</u>							
				Prime sites (e.g. established coastal and foreshore nodes) as depicted within Commercial Use of City Land and Facilities Policy							
Economic & Business Development	Manager Economic Development & Property	Local Government Act 1995 Section 6.16(2)	Discretionary	12 months #	No	3,440.00	3,560.00	3,560.00	No	11040-1008-1633-0000	3.49%
				<u>Commercial Hire Site Permit Fee – Zone 2</u>							
				Other sites as depicted within Commercial Use of City Land and Facilities Policy							
Economic & Business Development	Manager Economic Development & Property	Local Government Act 1995 Section 6.16(2)	Discretionary	12 months #	No	2,239.00	2,317.00	2,317.00	No	11040-1008-1633-0000	3.48%
				# fees can be charged on a pro rata basis (minimum 6 month period)							
				<u>Commercial Activity Permit (Non Food)</u>							
Economic & Business Development	Manager Economic Development & Property	Local Government Act 1995 Section 6.16(2)	Discretionary	Application for Commercial Activity Permit	No	168.00	173.00	173.00	No	11040-1008-1633-0000	2.98%
Economic & Business Development	Manager Economic Development & Property	Local Government Act 1995 Section 6.16(2)	Discretionary	Application for Transfer of Commercial Activity Trader's Permit	No	168.00	173.00	173.00	No	11040-1008-1633-0000	2.98%
Economic & Business Development	Manager Economic Development & Property	Local Government Act 1995 Section 6.16(2)	Discretionary	Commercial Activity Permit – Class 1#	No	1,630.00	1,687.00	1,687.00	No	11040-1008-1633-0000	3.50%
Economic & Business Development	Manager Economic Development & Property	Local Government Act 1995 Section 6.16(2)	Discretionary	Commercial Activity Permit – Class 2#	No	1,467.00	1,518.00	1,518.00	No	11040-1008-1633-0000	3.48%
Economic & Business Development	Manager Economic Development & Property	Local Government Act 1995 Section 6.16(2)	Discretionary	Commercial Activity Permit – Class 3#	No	1,303.00	1,348.00	1,348.00	No	11040-1008-1633-0000	3.45%
				# fees can be charged on a pro rata basis (minimum 1 month period)							
				<u>Foreshore Kiosk Permit - Busselton Foreshore</u>							
Economic & Business Development	Manager Economic Development & Property	Local Government Act 1995 Section 6.16	Discretionary	Application for Foreshore Kiosk Permit	No	168.00	173.00	173.00	No	11040-1008-1633-0000	2.98%
Economic & Business Development	Manager Economic Development & Property	Local Government Act 1995 Section 6.16	Discretionary	Application for Transfer of Foreshore Kiosk Permit	No	168.00	173.00	173.00	No	11040-1008-1633-0000	2.98%
Economic & Business Development	Manager Economic Development & Property	Local Government Act 1995 Section 6.16	Discretionary	Foreshore Kiosk Permit - Busselton Foreshore 12 months#	No	3,261.00	3,375.00	3,375.00	No	11040-1008-1633-0000	3.50%



Responsible Directorate	Responsible Manager (Manager as relevant)	Head of Power (Relevant Legislative Authority to Levy the Fee)	Statutory or Discretionary Charge	DESCRIPTION	GST TAXABLE	ADOPTED FEE 2023/24 (Exc GST)	PROPOSED FEE 2024/25 (Exc GST)	PROPOSED FEE 2024/25 (Inc GST)	Community Concession Available	Project (or other) Ledger Account number	PROPOSED FEE 2024/25 (Inc GST) % Change
Economic & Business Development	Manager Economic Development & Property	Local Government Act 1995 Section 6.16	Discretionary	Application for Kiosk Permit renewal	No	86.00	89.00	89.00	No	11040-1008-1633-0000	3.49%
				# fees can be charged on a pro rata basis							
Economic & Business Development	Manager Economic Development & Property	Local Government Act 1995 Section 6.16(2)	Discretionary	Kiosk Bond	No	1,221.00	200.00	200.00	No	Bond	-83.62%
Economic & Business Development	Manager Economic Development & Property	Local Government Act 1995 Section 6.16(2)	Discretionary	Kiosk Hire - Short term - Commercial Hire - per day	Yes	63.64	63.64	70.00	No	11040-1008-1633-0000	0.00%
Economic & Business Development	Manager Economic Development & Property	Local Government Act 1995 Section 6.16(2)	Discretionary	Kiosk Hire - Short term - Community / Not For profit's Hire - per day	Yes	31.82	31.82	35.00	No	11040-1008-1633-0000	0.00%
				<u>Commercial Use of Marine Berthing Platforms - Whale Watching / Tour Vessels - Per Vessel</u>							
				Daily Fees (Maximum duration of use permitted) -							
Economic & Business Development	Manager Economic Development & Property	Local Government Act 1995 Section 6.16	Discretionary	Registered Length of Vessel: 0m to less than 10m	No	69.00	71.00	71.00	No	11040-1008-1715-0000	2.90%
Economic & Business Development	Manager Economic Development & Property	Local Government Act 1995 Section 6.16	Discretionary	Registered Length of Vessel: 10m to less than 15m	No	76.00	78.00	78.00	No	11040-1008-1715-0000	2.63%
Economic & Business Development	Manager Economic Development & Property	Local Government Act 1995 Section 6.16	Discretionary	Registered Length of Vessel: 15m to less than 25m	No	84.00	86.00	86.00	No	11040-1008-1715-0000	2.38%
Economic & Business Development	Manager Economic Development & Property	Local Government Act 1995 Section 6.16	Discretionary	Registered Length of Vessel: over 25m	No	97.00	100.00	100.00	No	11040-1008-1715-0000	3.09%
				Monthly Fees (Maximum duration of use permitted) -							
Economic & Business Development	Manager Economic Development & Property	Local Government Act 1995 Section 6.16	Discretionary	Registered Length of Vessel: 0m to less than 10m	No	558.00	577.00	577.00	No	11040-1008-1715-0000	3.41%
Economic & Business Development	Manager Economic Development & Property	Local Government Act 1995 Section 6.16	Discretionary	Registered Length of Vessel: 10m to less than 15m	No	619.00	640.00	640.00	No	11040-1008-1715-0000	3.39%
Economic & Business Development	Manager Economic Development & Property	Local Government Act 1995 Section 6.16	Discretionary	Registered Length of Vessel: 15m to less than 25m	No	673.00	696.00	696.00	No	11040-1008-1715-0000	3.42%
Economic & Business Development	Manager Economic Development & Property	Local Government Act 1995 Section 6.16	Discretionary	Registered Length of Vessel: over 25m	No	782.00	809.00	809.00	No	11040-1008-1715-0000	3.45%
				Three Monthly Fees (Maximum duration of use permitted) -							
Economic & Business Development	Manager Economic Development & Property	Local Government Act 1995 Section 6.16	Discretionary	Registered Length of Vessel: 0m to less than 10m	No	1,341.00	1,387.00	1,387.00	No	11040-1008-1715-0000	3.43%
Economic & Business Development	Manager Economic Development & Property	Local Government Act 1995 Section 6.16	Discretionary	Registered Length of Vessel: 10m to less than 15m	No	1,509.00	1,561.00	1,561.00	No	11040-1008-1715-0000	3.45%
Economic & Business Development	Manager Economic Development & Property	Local Government Act 1995 Section 6.16	Discretionary	Registered Length of Vessel: 15m to less than 25m	No	1,677.00	1,735.00	1,735.00	No	11040-1008-1715-0000	3.46%
Economic & Business Development	Manager Economic Development & Property	Local Government Act 1995 Section 6.16	Discretionary	Registered Length of Vessel: over 25m	No	2,016.00	2,086.00	2,086.00	No	11040-1008-1715-0000	3.47%
				Annual Fees (Maximum duration of use permitted) -							
Economic & Business Development	Manager Economic Development & Property	Local Government Act 1995 Section 6.16	Discretionary	Registered Length of Vessel: 0m to less than 10m	No	3,913.00	4,049.00	4,049.00	No	11040-1008-1715-0000	3.48%
Economic & Business Development	Manager Economic Development & Property	Local Government Act 1995 Section 6.16	Discretionary	Registered Length of Vessel: 10m to less than 15m	No	4,479.00	4,635.00	4,635.00	No	11040-1008-1715-0000	3.48%
Economic & Business Development	Manager Economic Development & Property	Local Government Act 1995 Section 6.16	Discretionary	Registered Length of Vessel: 15m to less than 25m	No	5,032.00	5,208.00	5,208.00	No	11040-1008-1715-0000	3.50%
Economic & Business Development	Manager Economic Development & Property	Local Government Act 1995 Section 6.16	Discretionary	Registered Length of Vessel: over 25m	No	5,592.00	5,787.00	5,787.00	No	11040-1008-1715-0000	3.49%
				Refundable Bonds -							
Economic & Business Development	Manager Economic Development & Property	Local Government Act 1995 Section 6.16	Discretionary	Registered Length of Vessel: 0m to less than 10m	No	1,308.00	1,308.00	1,308.00	No	Bond	0.00%
Economic & Business Development	Manager Economic Development & Property	Local Government Act 1995 Section 6.16	Discretionary	Registered Length of Vessel: 10m to less than 15m	No	1,831.00	1,831.00	1,831.00	No	Bond	0.00%
Economic & Business Development	Manager Economic Development & Property	Local Government Act 1995 Section 6.16	Discretionary	Registered Length of Vessel: 15m to less than 25m	No	2,354.50	2,354.50	2,354.50	No	Bond	0.00%
Economic & Business Development	Manager Economic Development & Property	Local Government Act 1995 Section 6.16	Discretionary	Registered Length of Vessel: over 25m	No	3,139.50	3,139.50	3,139.50	No	Bond	0.00%
Economic & Business Development	Manager Economic Development & Property	Local Government Act 1995 Section 6.16	Discretionary	Application for new Marine Berthing Permit	No	162.00	162.00	162.00	No	11040-1008-1715-0000	0.00%
Economic & Business Development	Manager Economic Development & Property	Local Government Act 1995 Section 6.16	Discretionary	Application for Marine Berthing Permit renewal	No	86.00	86.00	86.00	No	11040-1008-1715-0000	0.00%

Responsible Directorate	Responsible Manager (Manager as relevant)	Head of Power (Relevant Legislative Authority to Levy the Fee)	Statutory or Discretionary Charge	DESCRIPTION	GST TAXABLE	ADOPTED FEE 2023/24 (Exc GST)	PROPOSED FEE 2024/25 (Exc GST)	PROPOSED FEE 2024/25 (Inc GST)	Community Concession Available	Project (or other) Ledger Account number	PROPOSED FEE 2024/25 (Inc GST) % Change
				<sup>^</sup> Bond charge per vessel payable in advance (in addition to insurance requirements)							
				<sup>^</sup> Permit fee payable in advance at issue of notice approval							
				<b>Commercial Use of Marine Berthing Platforms - Cruise Ship Vessels</b>							
Economic & Business Development	Manager Economic Development & Property	Local Government Act 1995 Section 6.16	Discretionary	Tender berthing permit fee at Busselton Jetty (per ship visit)	No	3,000.00	3,000.00	3,000.00	No	11040-1008-1714-0000	0.00%
				Passenger Facilitation Fee							
Economic & Business Development	Manager Economic Development & Property	Local Government Act 1995 Section 6.16	Discretionary	Less than 1,000 pax (registered ship capacity)	No	1,000.00	1,000.00	1,000.00	No	11040-1008-1714-0000	0.00%
Economic & Business Development	Manager Economic Development & Property	Local Government Act 1995 Section 6.16	Discretionary	Between 1,000 and 2,000 pax (registered ship capacity)	No	3,000.00	3,000.00	3,000.00	No	11040-1008-1714-0000	0.00%
Economic & Business Development	Manager Economic Development & Property	Local Government Act 1995 Section 6.16	Discretionary	Greater than 2,000 pax (registered ship capacity)	No	3,500.00	3,500.00	3,500.00	No	11040-1008-1714-0000	0.00%
				<b>BUSSELTON JETTY</b>							
				<b>Busselton Jetty Entry Fees</b>							
Economic & Business Development	Manager Economic Development & Property	Local Government Act 1995 Section 6.16	Discretionary	Single Day Jetty Pass - Single Child (0-16 years)	Yes	0.00	0.00	0.00	No	Busselton Jetty collects the fee	
Economic & Business Development	Manager Economic Development & Property	Local Government Act 1995 Section 6.16	Discretionary	Single Day Jetty Pass - Single Adult (17 years +)	Yes	3.64	3.64	4.00	No	Busselton Jetty collects the fee	0.00%
Economic & Business Development	Manager Economic Development & Property	Local Government Act 1995 Section 6.16	Discretionary	Annual Jetty Pass - Resident & Ratepayers - Single Adult (17 years +)	Yes	3.64	3.64	4.00	No	Busselton Jetty collects the fee	0.00%
Economic & Business Development	Manager Economic Development & Property	Local Government Act 1995 Section 6.16	Discretionary	Annual Jetty Pass - Non Resident & Ratepayers - Single Adult (17 years +)	Yes	45.45	45.45	50.00	No	Busselton Jetty collects the fee	0.00%
Economic & Business Development	Manager Economic Development & Property	Local Government Act 1995 Section 6.16	Discretionary	Annual Jetty Pass - Non Resident & Ratepayers - Pensioners	Yes	22.73	22.73	25.00	No	Busselton Jetty collects the fee	0.00%
				<sup>^</sup> Jetty entrance fee for passengers pre-booked on commercial tours operated by vessels issued with a permit to berth at the Busselton Jetty lower platforms is to be waived;							
				<b>Busselton Jetty Misc Fees</b>							
Economic & Business Development	Manager Economic Development & Property	Local Government Act 1995 Section 6.16	Discretionary	Placement of Memorial Plaque	No	129.00	138.00	138.00	No	Busselton Jetty collects the fee	6.98%
Economic & Business Development	Manager Events & Culture	Local Government Act 1995 Section 6.16	Discretionary	Installation of Stinger Net	Yes	760.00	786.36	865.00	No	10185-1004-1750-0000	3.47%
Economic & Business Development	Manager Events & Culture	Local Government Act 1995 Section 6.16	Discretionary	Removal of Stinger Net	Yes	760.00	786.36	865.00	No	10185-1004-1750-0000	3.47%
Economic & Business Development	Manager Events & Culture	Local Government Act 1995 Section 6.16	Discretionary	Installation of Beach Matting	Yes	1,520.00	1,572.73	1,730.00	No	10185-1004-1750-0000	3.47%
Economic & Business Development	Manager Events & Culture	Local Government Act 1995 Section 6.16	Discretionary	Removal of Beach Matting	Yes	1,520.00	1,572.73	1,730.00	No	10185-1004-1750-0000	3.47%
				<b>MISCELLANEOUS</b>							
Economic & Business Development	Manager Economic Development & Property	Local Government Act 1995 Section 6.16	Discretionary	Booking Cancellation Fee	Yes	39.09	40.91	45.00	No	10297-1008-1651-0000	4.65%
Economic & Business Development	Manager Economic Development & Property	Local Government Act 1995 Section 6.16	Discretionary	Washing Machines/ Dryers	Yes	3.64	3.64	4.00	No	10297-1008-1651-0000	0.00%
Economic & Business Development	Manager Economic Development & Property	Local Government Act 1995 Section 6.16	Discretionary	Refill of 9kg gas bottle	Yes	40.00	40.00	44.00	No	10297-1008-1651-0000	0.00%
Economic & Business Development	Manager Economic Development & Property	Local Government Act 1995 Section 6.16	Discretionary	Shower charge	Yes	7.73	8.18	9.00	No	10297-1008-1651-0000	5.88%
Economic & Business Development	Manager Economic Development & Property	Local Government Act 1995 Section 6.16	Discretionary	Linen hire per single bed	Yes	8.18	9.09	10.00	No	10297-1008-1651-0000	11.11%
Economic & Business Development	Manager Economic Development & Property	Local Government Act 1995 Section 6.16	Discretionary	Linen hire per queen / double bed	Yes	11.82	12.73	14.00	No	10297-1008-1651-0000	7.69%
Economic & Business Development	Manager Economic Development & Property	Local Government Act 1995 Section 6.16	Discretionary	Additional charge for electricity use for caravan air conditioners - per day	Yes	13.64	14.55	16.00	No	10297-1008-1651-0000	6.67%
Economic & Business Development	Manager Economic Development & Property	Local Government Act 1995 Section 6.16	Discretionary	Additional charge for electricity use for electric vehicle charging - per day	Yes	13.64	14.55	16.00	No	10297-1008-1651-0000	6.67%
				<b>HIRE FACILITIES - Halls, CRC, YCAB &amp; Undalup Function Room</b>							

Responsible Directorate	Responsible Manager (Manager as relevant)	Head of Power (Relevant Legislative Authority to Levy the Fee)	Statutory or Discretionary Charge	DESCRIPTION	GST TAXABLE	ADOPTED FEE 2023/24 (Exc GST)	PROPOSED FEE 2024/25 (Exc GST)	PROPOSED FEE 2024/25 (Inc GST)	Community Concession Available	Project (or other) Ledger Account number	PROPOSED FEE 2024/25 (Inc GST) % Change
				Note: Charge for Full Day bookings capped at 8 Hours for CRC, YCAB and Halls Only							
				<b>Facility Hire Bonds</b>							
Economic & Business Development	Manager Economic Development & Property	Local Government Act 1995 Section 6.16(2)	Discretionary	Undalup Function Room Hire Bond - Low Risk Function	No	500.00	500.00	500.00	No	Bond	0.00%
Economic & Business Development	Manager Economic Development & Property	Local Government Act 1995 Section 6.16(2)	Discretionary	Undalup Function Room Hire Bond - Medium Risk Function	No	1000.00	1000.00	1,000.00	No	Bond	0.00%
Economic & Business Development	Manager Economic Development & Property	Local Government Act 1995 Section 6.16(2)	Discretionary	Undalup Function Room Hire Bond - High Risk Function	No	2000.00	2000.00	2,000.00	No	Bond	0.00%
Economic & Business Development	Manager Economic Development & Property	Local Government Act 1995 Section 6.16(2)	Discretionary	General Facility Hire Bond - Low Risk Function (Community Grp/Commercial/Private no Alcohol)	No	200.00	200.00	200.00	No	Bond	0.00%
Economic & Business Development	Manager Economic Development & Property	Local Government Act 1995 Section 6.16(2)	Discretionary	General Facility Hire Bond - Medium Risk Function (Community Grp/Commercial with Alcohol)	No	500.00	500.00	500.00	No	Bond	0.00%
Economic & Business Development	Manager Economic Development & Property	Local Government Act 1995 Section 6.16(2)	Discretionary	General Facility Hire Bond - High Risk Function (Private with Alcohol)	No	1000.00	1000.00	1,000.00	No	Bond	0.00%
Economic & Business Development	Manager Economic Development & Property	Local Government Act 1995 Section 6.16(2)	Discretionary	Key / Access Card Deposit Bond (as required)	No	100.00	100.00	100.00	No	Bond	0.00%
Economic & Business Development	Manager Economic Development & Property	Local Government Act 1995 Section 6.16(2)	Discretionary	Additional and/or Replacement Key / Access Card (May be deducted from Bond repayment where applicable)	Yes	54.55	54.55	60.00	No	Bond	0.00%
Economic & Business Development	Manager Economic Development & Property	Local Government Act 1995 Section 6.16(2)	Discretionary	Key Issue Fee (keys issued that are not being returned)	Yes	54.55	54.55	60.00	No	Bond	0.00%
				<b>Miscellaneous Facility Fees</b>							
Economic & Business Development	Manager Economic Development & Property	Local Government Act 1995 Section 6.16(2)	Discretionary	Weddings / Private Functions - Beaches and Reserves - Applied to a Council venue not attracting a facility hire fee.	Yes	81.82	84.55	93.00	No	10185-1012-1709-0000	3.33%
Economic & Business Development	Manager Economic Development & Property	Local Government Act 1995 Section 6.16(2)	Discretionary	Booking Deposit - Applicable for applications values exceeding \$100.00	Yes	10% of hire value	10% of hire value	10% of hire value	No	10185-1012-1709-0000	
Economic & Business Development	Manager Economic Development & Property	Local Government Act 1995 Section 6.16(2)	Discretionary	Facility Hire Cancellation Fee (less than 1 weeks 5 working days notice given)	Yes	30% of hire value	30% of hire value	50% of hire value	No	10185-1012-1709-0000	
Economic & Business Development	Manager Economic Development & Property	Local Government Act 1995 Section 6.16(2)	Discretionary	Extraordinary Clean as required or by arrangement	Yes	At cost plus 10% administration fee	At cost plus 10% administration fee	At cost plus 10% administration fee	No	10185-1012-1709-0000	
<del>Economic &amp; Business Development</del>	<del>Manager Economic Development &amp; Property</del>	<del>Local Government Act 1995 Section 6.16(2)</del>	<del>Discretionary</del>	<del>Video-Conferencing Facility (Administration Building) - Hourly</del>	<del>Yes</del>	<del>22.73</del>	<del>22.73</del>	<del>25.00</del>	<del>No</del>	<del>10185-1012-1709-0000</del>	<del>0.00%</del>
Economic & Business Development	Manager ED & Property	Local Government Act 1995 Section 6.16(2)	Discretionary	Erection of temporary structure on a reserve or public open space marking out fee where applicable	Yes	47.27	48.18	53.00	No	10185-1012-1709-0000	1.92%
				<b>Churchill Park Hall</b>							
Economic & Business Development	Manager Economic Development & Property	Local Government Act 1995 Section 6.16(2)	Discretionary	Community Groups / Charity - Hourly	Yes	18.18	18.18	20.00	No	10166-1012-1637-0000	0.00%
Economic & Business Development	Manager Economic Development & Property	Local Government Act 1995 Section 6.16(2)	Discretionary	Commercial / Private - Hourly	Yes	28.18	29.09	32.00	No	10166-1012-1637-0000	3.23%
<del>Economic &amp; Business Development</del>	<del>Manager Economic Development &amp; Property</del>	<del>Local Government Act 1995 Section 6.16(2)</del>	<del>Discretionary</del>	<del>Registered Charities - Hourly</del>	<del>Yes</del>	<del>9.09</del>	<del>9.09</del>	<del>10.00</del>	<del>No</del>	<del>10166-1012-1637-0000</del>	<del>0.00%</del>
				<b>High Street Hall</b>							
				<b>Main Hall Only</b>							
Economic & Business Development	Manager Economic Development & Property	Local Government Act 1995 Section 6.16(2)	Discretionary	Community Groups / Charity - Hourly	Yes	18.18	18.18	20.00	No	10170-1012-1633-0000	0.00%
Economic & Business Development	Manager Economic Development & Property	Local Government Act 1995 Section 6.16(2)	Discretionary	Commercial / Private - Hourly	Yes	28.18	29.09	32.00	No	10170-1012-1633-0000	3.23%
<del>Economic &amp; Business Development</del>	<del>Manager Economic Development &amp; Property</del>	<del>Local Government Act 1995 Section 6.16(2)</del>	<del>Discretionary</del>	<del>Registered Charity</del>	<del>Yes</del>	<del>9.09</del>	<del>9.09</del>	<del>10.00</del>	<del>No</del>	<del>10170-1012-1633-0000</del>	<del>0.00%</del>
				<b>Blue Room Only</b>							
Economic & Business Development	Manager Economic Development & Property	Local Government Act 1995 Section 6.16(2)	Discretionary	Community Groups / Charity - Hourly	Yes	13.64	13.64	15.00	No	10170-1012-1633-0000	0.00%
Economic & Business Development	Manager Economic Development & Property	Local Government Act 1995 Section 6.16(2)	Discretionary	Commercial / Private - Hourly	Yes	18.18	18.18	20.00	No	10170-1012-1633-0000	0.00%
<del>Economic &amp; Business Development</del>	<del>Manager Economic Development &amp; Property</del>	<del>Local Government Act 1995 Section 6.16(2)</del>	<del>Discretionary</del>	<del>Registered Charity - Hourly</del>	<del>Yes</del>	<del>7.27</del>	<del>7.27</del>	<del>8.00</del>	<del>No</del>	<del>10170-1012-1633-0000</del>	<del>0.00%</del>
				<b>Rural Halls (Yallingup, Yoongarillup)</b>							
Economic & Business Development	Manager Economic Development & Property	Local Government Act 1995 Section 6.16(2)	Discretionary	Community Groups / Charity - Hourly	Yes	13.64	13.64	15.00	No	10175-1012-1637-0000 and others	0.00%

Responsible Directorate	Responsible Manager (Manager as relevant)	Head of Power (Relevant Legislative Authority to Levy the Fee)	Statutory or Discretionary Charge	DESCRIPTION	GST TAXABLE	ADOPTED FEE 2023/24 (Exc GST)	PROPOSED FEE 2024/25 (Exc GST)	PROPOSED FEE 2024/25 (Inc GST)	Community Concession Available	Project (or other) Ledger Account number	PROPOSED FEE 2024/25 (Inc GST) % Change
Economic & Business Development	Manager Economic Development & Property	Local Government Act 1995 Section 6.16(2)	Discretionary	Commercial / Private - Hourly	Yes	18.18	18.18	20.00	No	10175-1012-1637-0000 and others	0.00%
Economic & Business Development	Manager Economic Development & Property	Local Government Act 1995 Section 6.16(2)	Discretionary	Registered Charity—Hourly	Yes	9.09	9.09	10.00	No	10175-1012-1637-0000 and others	0.00%
				<b>Undalup Function Room</b>							
				Minimum booking 4 hours							
				<b>Function Centre Weekdays</b>							
Economic & Business Development	Manager Economic Development & Property	Local Government Act 1995 Section 6.16(2)	Discretionary	Community Group / Charity - Hourly - Business Hours	Yes	57.27	59.09	65.00	No	10181-1012-1637-0000	3.17%
Economic & Business Development	Manager Economic Development & Property	Local Government Act 1995 Section 6.16(2)	Discretionary	Commercial/Private - Hourly Business Hours	Yes	86.36	89.09	98.00	No	10181-1012-1637-0000	3.16%
				<b>Function Centre After Hours / Weekends</b>							
Economic & Business Development	Manager Economic Development & Property	Local Government Act 1995 Section 6.16(2)	Discretionary	Community Group / Charity - Hourly - After Hours / Weekends	Yes	120.00	123.64	136.00	No	10181-1012-1637-0000	3.03%
Economic & Business Development	Manager Economic Development & Property	Local Government Act 1995 Section 6.16(2)	Discretionary	Commercial/Private - Hourly - After Hours / Weekends	Yes	178.18	183.64	202.00	No	10181-1012-1637-0000	3.06%
				<b>Additional Charges</b>							
Economic & Business Development	Manager Economic Development & Property	Local Government Act 1995 Section 6.16(2)	Discretionary	Dance Floor Rental (Each Event)	Yes	90.91	90.91	100.00	No	10181-1012-1637-0000	0.00%
Economic & Business Development	Manager Economic Development & Property	Local Government Act 1995 Section 6.16(2)	Discretionary	Undalup Room - Stage Hire	Yes	90.91	90.91	100.00	No	10181-1012-1637-0000	0.00%
				<b>BUSSELTON COMMUNITY RESOURCE CENTRE</b>							
				Minimum booking 2 hours							
				<b>Ground Floor Meeting Room (including courtyard)</b>							
Economic & Business Development	Manager Economic Development & Property	Local Government Act 1995 Section 6.16(2)	Discretionary	Community Groups / Charity - Hourly	Yes	25.45	25.45	28.00	No	10177-1012-1637-0000	0.00%
Economic & Business Development	Manager Economic Development & Property	Local Government Act 1995 Section 6.16(2)	Discretionary	Commercial / Private - Hourly	Yes	42.73	43.64	48.00	No	10177-1012-1637-0000	2.13%
Economic & Business Development	Manager Economic Development & Property	Local Government Act 1995 Section 6.16(2)	Discretionary	Registered Charity—Hourly	Yes	16.36	16.36	18.00	No	10177-1012-1637-0000	0.00%
				<b>First Floor Meeting Room 2 or 3</b>							
Economic & Business Development	Manager Economic Development & Property	Local Government Act 1995 Section 6.16(2)	Discretionary	Community Groups / Charity - Hourly	Yes	13.64	13.64	15.00	No	10177-1012-1637-0000	0.00%
Economic & Business Development	Manager Economic Development & Property	Local Government Act 1995 Section 6.16(2)	Discretionary	Commercial / Private - Hourly	Yes	22.73	22.73	25.00	No	10177-1012-1637-0000	0.00%
Economic & Business Development	Manager Economic Development & Property	Local Government Act 1995 Section 6.16(2)	Discretionary	Registered Charity—Hourly	Yes	9.09	9.09	10.00	No	10177-1012-1637-0000	0.00%
				<b>BUSSELTON YOUTH AND COMMUNITY ACTIVITY BUILDING</b>							
				Minimum booking 2 hours							
				<b>Events Multi-Function Room</b>							
Economic & Business Development	Manager Economic Development & Property	Local Government Act 1995 Section 6.16(2)	Discretionary	Community Groups / Charity - Hourly	Yes	42.73	43.64	48.00	No	10179-1012-1637-0000	2.13%
Economic & Business Development	Manager Economic Development & Property	Local Government Act 1995 Section 6.16(2)	Discretionary	Commercial / Private - Hourly	Yes	66.36	68.18	75.00	No	10179-1012-1637-0000	2.74%
Economic & Business Development	Manager Economic Development & Property	Local Government Act 1995 Section 6.16(2)	Discretionary	Registered Charity—Hourly	Yes	20.00	20.00	22.00	No	10179-1012-1637-0000	0.00%
				<b>Meeting Room</b>							
Economic & Business Development	Manager Economic Development & Property	Local Government Act 1995 Section 6.16(2)	Discretionary	Community Groups / Charity - Hourly	Yes	24.55	24.55	27.00	No	10179-1012-1637-0000	0.00%
Economic & Business Development	Manager Economic Development & Property	Local Government Act 1995 Section 6.16(2)	Discretionary	Commercial / Private - Hourly	Yes	40.91	41.82	46.00	No	10179-1012-1637-0000	2.22%
Economic & Business Development	Manager Economic Development & Property	Local Government Act 1995 Section 6.16(2)	Discretionary	Registered Charity—Hourly	Yes	11.82	11.82	13.00	No	10179-1012-1637-0000	0.00%
				<b>Office Space</b>							
Economic & Business Development	Manager Economic Development & Property	Local Government Act 1995 Section 6.16(2)	Discretionary	Community Group - per hour	Yes	9.09	9.09	10.00	No	10179-1012-1637-0000	0.00%

Responsible Directorate	Responsible Manager (Manager as relevant)	Head of Power (Relevant Legislative Authority to Levy the Fee)	Statutory or Discretionary Charge	DESCRIPTION	GST TAXABLE	ADOPTED FEE 2023/24 (Exc GST)	PROPOSED FEE 2024/25 (Exc GST)	PROPOSED FEE 2024/25 (Inc GST)	Community Concession Available	Project (or other) Ledger Account number	PROPOSED FEE 2024/25 (Inc GST) % Change
Economic & Business Development	Manager Economic Development & Property	Local Government Act 1995 Section 6.16(2)	Discretionary	Commercial / Private - Hourly	Yes	17.27	17.27	19.00	No	10179-1012-1637-0000	0.00%
Economic & Business Development	Manager Economic Development & Property	Local Government Act 1995 Section 6.16(2)	Discretionary	Community Groups / Charity – Hourly	Yes	4.55	4.55	5.00	No	10179-1012-1637-0000	0.00%
				<b>GROUND HIRE LEVIES:</b>							
				<b>SUMMER/ WINTER SPORTS</b>							
				<b>(A) Association of Senior Players</b>							
Economic & Business Development	Manager Economic Development & Property	Local Government Act 1995 Section 6.16(2)	Discretionary	Charged per team per season plus power etc. where applicable.	Yes	270.91	280.00	308.00	No	Various	3.36%
Economic & Business Development	Manager Economic Development & Property	Local Government Act 1995 Section 6.16(2)	Discretionary	A per week surcharge to apply where special ground preparation/maintenance is required, i.e. Cricket.	Yes	64.55	66.36	73.00	No	Various	2.82%
				<b>(B) Association of Junior Players</b>							
Economic & Business Development	Manager Economic Development & Property	Local Government Act 1995 Section 6.16(2)	Discretionary	50% of Senior rates plus full power costs where applicable.	Yes	134.55	139.09	153.00	No	Various	3.38%
				<b>Exceptions to Categories (A) &amp; (B) above</b>							
				<b>1. Busselton Trotting Club</b>							
Economic & Business Development	Manager Economic Development & Property	Local Government Act 1995 Section 6.16(2)	Discretionary	Per meeting plus power	Yes	350.91	362.73	399.00	No	10301-1012-1638-0000	3.37%
				Track maintenance charged at Private Works rates							
				<b>2. Southern Districts Agricultural Society</b>							
Economic & Business Development	Manager Economic Development & Property	Local Government Act 1995 Section 6.16(2)	Discretionary	Per day plus power costs for actual show days.	Yes	361.82	373.64	411.00	No	10301-1012-1638-0000	3.27%
Economic & Business Development	Manager Economic Development & Property	Local Government Act 1995 Section 6.16(2)	Discretionary	Per day during the set up of the show.	Yes	111.82	115.45	127.00	No	10301-1012-1638-0000	3.25%
				<b>3. South West National Football League</b>							
Economic & Business Development	Manager Economic Development & Property	Local Government Act 1995 Section 6.16(2)	Discretionary	Per home game plus power costs	Yes	231.82	239.09	263.00	No	Various	3.14%
				<b>4. School Groups</b>							
Economic & Business Development	Manager Economic Development & Property	Local Government Act 1995 Section 6.16(2)	Discretionary	Sports Carnivals etc. - no charge.	Yes	Nil	Nil	Nil	No	Various	
				<b>OUTDOOR COURT HIRE LEVIES</b>							
				For training and competition purposes							
				<b>SUMMER/ WINTER SPORTS</b>							
				<b>(A) Association of Senior Players</b>							
Economic & Business Development	Manager Economic Development & Property	Local Government Act 1995 Section 6.16(2)	Discretionary	Hourly outdoor court hire fee - Community Sport	Yes	0.18	0.36	0.40	No	Various	100.00%
				<b>SUMMER/ WINTER SPORTS</b>							
				<b>(A) Association of Junior Players</b>							
Economic & Business Development	Manager Economic Development & Property	Local Government Act 1995 Section 6.16(2)	Discretionary	Hourly outdoor court hire fee - Community Sport	Yes	0.18	0.36	0.40	No	Various	100.00%
Economic & Business Development	Manager Economic Development & Property	Local Government Act 1995 Section 6.16(2)	Discretionary	<b>Outdoor Court Hire – Commercial per Hour</b>	Yes	18.18	18.18	20.00	No	Various	0.00%
Economic & Business Development	Manager Economic Development & Property	Local Government Act 1995 Section 6.16(2)	Discretionary	<b>Outdoor Court Hire – Community per Hour</b>	Yes	New	9.09	10.00	No	Various	#VALUE!
				<b>Additional Charges - Ground / Court hire</b>							
Economic & Business Development	Manager Economic Development & Property	Local Government Act 1995 Section 6.16(2)	Discretionary	Extraordinary Clean as required or by arrangement	Yes	At cost plus 10% administration fee	At cost plus 10% administration fee	At cost plus 10% administration fee	No	Various	
				<b>OUTDOOR EXERCISE SITES</b>							
Economic & Business Development	Manager Economic Development & Property	Local Government Act 1995 Section 6.16(2)	Discretionary	Zone 1 - Twelve (12) month fee	Yes	810.91	838.18	922.00	No	10185-1012-1633-9066	3.36%

Responsible Directorate	Responsible Manager (Manager as relevant)	Head of Power (Relevant Legislative Authority to Levy the Fee)	Statutory or Discretionary Charge	DESCRIPTION	GST TAXABLE	ADOPTED FEE 2023/24 (Exc GST)	PROPOSED FEE 2024/25 (Exc GST)	PROPOSED FEE 2024/25 (Inc GST)	Community Concession Available	Project (or other) Ledger Account number	PROPOSED FEE 2024/25 (Inc GST) % Change
Economic & Business Development	Manager Economic Development & Property	Local Government Act 1995 Section 6.16(2)	Discretionary	Zone 1 - Six (6) month fee	Yes	405.45	419.09	461.00	No	10185-1012-1633-9066	3.36%
Economic & Business Development	Manager Economic Development & Property	Local Government Act 1995 Section 6.16(2)	Discretionary	Zone 2 - Twelve (12) month fee	Yes	612.73	632.73	696.00	No	10185-1012-1633-9066	3.26%
Economic & Business Development	Manager Economic Development & Property	Local Government Act 1995 Section 6.16(2)	Discretionary	Zone 2 - Six (6) month fee	Yes	305.45	314.55	346.00	No	10185-1012-1633-9066	2.98%
				<b>BUSSELTON JETTY TOURIST PARK</b>							
				Promotions and calendar dates for high, mid and low seasons are subject to change and at the discretion of the Chief Executive Officer.							
				<b>POWERED SITES</b>							
				<b>Overnight Rates</b>							
Economic & Business Development	Manager Economic Development & Property	Local Government Act 1995 Section 6.16	Discretionary	Low Season - (2 Adults per night)	Yes	40.00	41.82	46.00	No	10297-1008-1651-0000	4.55%
Economic & Business Development	Manager Economic Development & Property	Local Government Act 1995 Section 6.16	Discretionary	Mid Season - (2 Adults per night)	Yes	44.55	46.36	51.00	No	10297-1008-1651-0000	4.08%
Economic & Business Development	Manager Economic Development & Property	Local Government Act 1995 Section 6.16	Discretionary	High Season - (2 Adults per night)	Yes	51.82	53.64	59.00	No	10297-1008-1651-0000	3.51%
Economic & Business Development	Manager Economic Development & Property	Local Government Act 1995 Section 6.16	Discretionary	Low Season Pensioner Rate - (2 Adults per night)	Yes	34.55	35.45	39.00	No	10297-1008-1651-0000	2.63%
Economic & Business Development	Manager Economic Development & Property	Local Government Act 1995 Section 6.16	Discretionary	Mid Season Pensioner Rate - (2 Adults per night)	Yes	39.09	40.91	45.00	No	10297-1008-1651-0000	4.65%
Economic & Business Development	Manager Economic Development & Property	Local Government Act 1995 Section 6.16	Discretionary	Low Season - Single Person Rate (per night)	Yes	32.27	33.64	37.00	No	10297-1008-1651-0000	4.23%
Economic & Business Development	Manager Economic Development & Property	Local Government Act 1995 Section 6.16	Discretionary	Mid Season - Single Person Rate (per night)	Yes	34.09	35.45	39.00	No	10297-1008-1651-0000	4.00%
Economic & Business Development	Manager Economic Development & Property	Local Government Act 1995 Section 6.16	Discretionary	High Season - Single Person Rate (per night)	Yes	41.82	43.64	48.00	No	10297-1008-1651-0000	4.35%
Economic & Business Development	Manager Economic Development & Property	Local Government Act 1995 Section 6.16	Discretionary	Extra Child per night	Yes	10.91	11.82	13.00	No	10297-1008-1651-0000	8.33%
Economic & Business Development	Manager Economic Development & Property	Local Government Act 1995 Section 6.16	Discretionary	Extra Adults per night	Yes	14.55	15.45	17.00	No	10297-1008-1651-0000	6.25%
Economic & Business Development	Manager Economic Development & Property	Local Government Act 1995 Section 6.16	Discretionary	Low Season Clubs - per site (2 persons) (Rate only applies in low season and 15 vans or more)	Yes	32.73	32.73	36.00	No	10297-1008-1651-0000	0.00%
Economic & Business Development	Manager Economic Development & Property	Local Government Act 1995 Section 6.16	Discretionary	Mid Season Clubs - per site (2 persons) (Rate only applies in mid season and 15 vans or more)	Yes	37.27	33.64	37.00	No	10297-1008-1651-0000	-9.76%
				<b>Weekly Rates</b>							
				<b>Up to 27 Days:</b>							
Economic & Business Development	Manager Economic Development & Property	Local Government Act 1995 Section 6.16	Discretionary	Low Season - (2 Adults per week)	Yes	258.18	267.27	294.00	No	10297-1008-1651-0000	3.52%
Economic & Business Development	Manager Economic Development & Property	Local Government Act 1995 Section 6.16	Discretionary	Mid Season - (2 Adults per week)	Yes	289.09	299.09	329.00	No	10297-1008-1651-0000	3.46%
Economic & Business Development	Manager Economic Development & Property	Local Government Act 1995 Section 6.16	Discretionary	High Season - (2 Adults per week)	Yes	363.64	376.36	414.00	No	10297-1008-1651-0000	3.50%
Economic & Business Development	Manager Economic Development & Property	Local Government Act 1995 Section 6.16	Discretionary	Low Season Pensioner Rate - (2 Adults per week)	Yes	219.09	226.36	249.00	No	10297-1008-1651-0000	3.32%
Economic & Business Development	Manager Economic Development & Property	Local Government Act 1995 Section 6.16	Discretionary	Mid Season Pensioner Rate - (2 Adults per week)	Yes	252.73	261.82	288.00	No	10297-1008-1651-0000	3.60%
Economic & Business Development	Manager Economic Development & Property	Local Government Act 1995 Section 6.16	Discretionary	Low Season - Single Person (per week)	Yes	203.64	210.91	232.00	No	10297-1008-1651-0000	3.57%
Economic & Business Development	Manager Economic Development & Property	Local Government Act 1995 Section 6.16	Discretionary	Mid Season - Single Person (per week)	yes	236.36	244.55	269.00	No	10297-1008-1651-0000	3.46%
Economic & Business Development	Manager Economic Development & Property	Local Government Act 1995 Section 6.16	Discretionary	High Season - Single Person (per week)	yes	290.91	300.91	331.00	No	10297-1008-1651-0000	3.44%
Economic & Business Development	Manager Economic Development & Property	Local Government Act 1995 Section 6.16	Discretionary	Extra Child per week	Yes	70.00	72.73	80.00	No	10297-1008-1651-0000	3.90%
Economic & Business Development	Manager Economic Development & Property	Local Government Act 1995 Section 6.16	Discretionary	Extra Adults per week	Yes	91.82	94.55	104.00	No	10297-1008-1651-0000	2.97%
Economic & Business Development	Manager Economic Development & Property	Local Government Act 1995 Section 6.16	Discretionary	Low Season Clubs - per site (2 persons) (Rate only applies in low season and 15 vans or more)	Yes	204.55	211.82	233.00	No	10297-1008-1651-0000	3.56%
Economic & Business Development	Manager Economic Development & Property	Local Government Act 1995 Section 6.16	Discretionary	Mid Season Clubs - per site (2 persons) (Rate only applies in mid season and 15 vans or more)	Yes	220.00	227.27	250.00	No	10297-1008-1651-0000	3.31%



Responsible Directorate	Responsible Manager (Manager as relevant)	Head of Power (Relevant Legislative Authority to Levy the Fee)	Statutory or Discretionary Charge	DESCRIPTION	GST TAXABLE	ADOPTED FEE 2023/24 (Exc GST)	PROPOSED FEE 2024/25 (Exc GST)	PROPOSED FEE 2024/25 (Inc GST)	Community Concession Available	Project (or other) Ledger Account number	PROPOSED FEE 2024/25 (Inc GST) % Change
				<b>After 27 Days: (less than 90 days)</b>							
Economic & Business Development	Manager Economic Development & Property	Local Government Act 1995 Section 6.16	Discretionary	Low Season - (2 Adults per week)	Yes/Conc	260.66	270.14	285.00	No	10297-1008-1651-0000	3.64%
Economic & Business Development	Manager Economic Development & Property	Local Government Act 1995 Section 6.16	Discretionary	Mid Season - (2 Adults per week)	Yes/Conc	260.66	270.14	285.00	No	10297-1008-1651-0000	3.64%
Economic & Business Development	Manager Economic Development & Property	Local Government Act 1995 Section 6.16	Discretionary	High Season - (2 Adults per week)	Yes/Conc	350.71	363.03	383.00	No	10297-1008-1651-0000	3.51%
Economic & Business Development	Manager Economic Development & Property	Local Government Act 1995 Section 6.16	Discretionary	Low Season Pensioner Rate - (2 Adults per week)	Yes/Conc	217.06	224.64	237.00	No	10297-1008-1651-0000	3.49%
Economic & Business Development	Manager Economic Development & Property	Local Government Act 1995 Section 6.16	Discretionary	Mid Season Pensioner Rate - (2 Adults per week)	Yes/Conc	214.22	221.80	234.00	No	10297-1008-1651-0000	3.54%
Economic & Business Development	Manager Economic Development & Property	Local Government Act 1995 Section 6.16	Discretionary	Low Season - Single Person (per week)	Yes/Conc	199.05	205.69	217.00	No	10297-1008-1651-0000	3.33%
Economic & Business Development	Manager Economic Development & Property	Local Government Act 1995 Section 6.16	Discretionary	Mid Season - Single Person (per week)	Yes/Conc	201.90	208.53	220.00	No	10297-1008-1651-0000	3.29%
Economic & Business Development	Manager Economic Development & Property	Local Government Act 1995 Section 6.16	Discretionary	High Season - Single Person (per week)	Yes/Conc	279.62	289.10	305.00	No	10297-1008-1651-0000	3.39%
				<b>ONSITE PARK HOMES</b>							
				<b>Overnight Rates</b>							
				<b>Overnight Rates (based on 2 people)</b>							
Economic & Business Development	Manager Economic Development & Property	Local Government Act 1995 Section 6.16	Discretionary	Low Season Basic Cabin—up to maximum 4 (without ensuite) (no linen)	Yes	87.27	87.27	96.00	No	10297-1008-1651-0000	0.00%
Economic & Business Development	Manager Economic Development & Property	Local Government Act 1995 Section 6.16	Discretionary	Mid Season Basic Cabin—up to maximum 4 (without ensuite) (no linen)	Yes	98.18	98.18	108.00	No	10297-1008-1651-0000	0.00%
Economic & Business Development	Manager Economic Development & Property	Local Government Act 1995 Section 6.16	Discretionary	High Season Basic Cabin—up to maximum 4 (without ensuite)	Yes	130.00	130.00	143.00	No	10297-1008-1651-0000	0.00%
Economic & Business Development	Manager Economic Development & Property	Local Government Act 1995 Section 6.16	Discretionary	Low Season Cockle Shell Cabins - up to maximum 4 people (ensuite) (linen to main bed)	Yes	118.18	122.73	135.00	No	10297-1008-1651-0000	3.85%
Economic & Business Development	Manager Economic Development & Property	Local Government Act 1995 Section 6.16	Discretionary	Mid Season Cockle Shell Cabins - up to maximum 4 people (ensuite) (linen to main bed)	Yes	129.09	133.64	147.00	No	10297-1008-1651-0000	3.52%
Economic & Business Development	Manager Economic Development & Property	Local Government Act 1995 Section 6.16	Discretionary	High Season Cockle Shell Cabins - up to maximum 4 people (ensuite) (linen to main bed)	Yes	152.73	158.18	174.00	No	10297-1008-1651-0000	3.57%
Economic & Business Development	Manager Economic Development & Property	Local Government Act 1995 Section 6.16	Discretionary	Low Season Cowrie Shell Cabins - up to maximum 4 people (ensuite; linen to main bed)	Yes	135.45	140.00	154.00	No	10297-1008-1651-0000	3.36%
Economic & Business Development	Manager Economic Development & Property	Local Government Act 1995 Section 6.16	Discretionary	Mid Season Cowrie Shell Cabins - up to maximum 4 people(ensuite; linen to main bed)	Yes	146.36	151.82	167.00	No	10297-1008-1651-0000	3.73%
Economic & Business Development	Manager Economic Development & Property	Local Government Act 1995 Section 6.16	Discretionary	High Season Cowrie Shell Cabins - up to maximum of 4 people (ensuite; linen to main bed)	Yes	170.00	176.36	194.00	No	10297-1008-1651-0000	3.74%
Economic & Business Development	Manager Economic Development & Property	Local Government Act 1995 Section 6.16	Discretionary	Low Season Nautilus Shell Cabin - up to maximum 5 people (ensuite; linen to main bed included)	Yes	146.36	170.00	187.00	No	10297-1008-1651-0000	16.15%
Economic & Business Development	Manager Economic Development & Property	Local Government Act 1995 Section 6.16	Discretionary	Mid Season Nautilus Shell Cabin - up to maximum 5 people (ensuite; linen to main bed included)	Yes	160.00	183.64	202.00	No	10297-1008-1651-0000	14.77%
Economic & Business Development	Manager Economic Development & Property	Local Government Act 1995 Section 6.16	Discretionary	High Season Nautilus Shell Cabin - up to maximum 5 people (ensuite; linen to main bed included)	Yes	180.00	204.55	225.00	No	10297-1008-1651-0000	13.64%
Economic & Business Development	Manager Economic Development & Property	Local Government Act 1995 Section 6.16	Discretionary	Low Season Olive Shell Cabin - up to maximum 5 people (ensuite; linen to main bed included)	Yes	160.00	183.64	202.00	No	10297-1008-1651-0000	14.77%
Economic & Business Development	Manager Economic Development & Property	Local Government Act 1995 Section 6.16	Discretionary	Mid Season Olive Shell Cabin - up to maximum 5 people (ensuite; linen to main bed included)	Yes	172.73	197.27	217.00	No	10297-1008-1651-0000	14.21%
Economic & Business Development	Manager Economic Development & Property	Local Government Act 1995 Section 6.16	Discretionary	High Season Olive Shell Cabin - up to maximum 5 people (ensuite; linen to main bed included)	Yes	196.36	218.18	240.00	No	10297-1008-1651-0000	11.11%
Economic & Business Development	Manager Economic Development & Property	Local Government Act 1995 Section 6.16	Discretionary	Low Season Fig Shell Cabin - up to maximum 5 people (ensuite; linen to main bed)	Yes	160.00	165.45	182.00	No	10297-1008-1651-0000	3.41%
Economic & Business Development	Manager Economic Development & Property	Local Government Act 1995 Section 6.16	Discretionary	Mid Season Fig Shell Cabin - up to maximum 5 people (ensuite; linen to main bed)	Yes	173.64	180.00	198.00	No	10297-1008-1651-0000	3.66%
Economic & Business Development	Manager Economic Development & Property	Local Government Act 1995 Section 6.16	Discretionary	High Season Fig Shell Cabin - up to maximum 5 people (ensuite; linen to main bed)	Yes	196.36	203.64	224.00	No	10297-1008-1651-0000	3.70%
Economic & Business Development	Manager Economic Development & Property	Local Government Act 1995 Section 6.16	Discretionary	Extra (Age 4 and over)	Yes	11.36	11.82	13.00	No	10297-1008-1651-0000	4.00%
				<b>Weekly Rates</b>							
Economic & Business Development	Manager Economic Development & Property	Local Government Act 1995 Section 6.16	Discretionary	Low Season Basic Cabin—up to maximum 4 people (without ensuite) (no linen)	Yes	565.45	565.45	622.00	No	10297-1008-1651-0000	0.00%
Economic & Business Development	Manager Economic Development & Property	Local Government Act 1995 Section 6.16	Discretionary	Mid Season Basic Cabin—up to maximum 4 people (without ensuite) (no linen)	Yes	640.00	640.00	704.00	No	10297-1008-1651-0000	0.00%
Economic & Business Development	Manager Economic Development & Property	Local Government Act 1995 Section 6.16	Discretionary	High Season Basic Cabin—up to maximum 4 people (without ensuite) (no linen)	Yes	936.36	936.36	1,030.00	No	10297-1008-1651-0000	0.00%



Responsible Directorate	Responsible Manager (Manager as relevant)	Head of Power (Relevant Legislative Authority to Levy the Fee)	Statutory or Discretionary Charge	DESCRIPTION	GST TAXABLE	ADOPTED FEE 2023/24 (Exc GST)	PROPOSED FEE 2024/25 (Exc GST)	PROPOSED FEE 2024/25 (Inc GST)	Community Concession Available	Project (or other) Ledger Account number	PROPOSED FEE 2024/25 (Inc GST) % Change
Economic & Business Development	Manager Economic Development & Property	Local Government Act 1995 Section 6.16	Discretionary	Low Season Cockle Shell Cabins - up to maximum 4 people (ensuite) (linen to main bed)	Yes	765.45	791.82	871.00	No	10297-1008-1651-0000	3.44%
Economic & Business Development	Manager Economic Development & Property	Local Government Act 1995 Section 6.16	Discretionary	Mid Season Cockle Shell Cabins - up to maximum 4 people (ensuite) (linen to main bed)	Yes	840.00	869.09	956.00	No	10297-1008-1651-0000	3.46%
Economic & Business Development	Manager Economic Development & Property	Local Government Act 1995 Section 6.16	Discretionary	High Season Cockle Shell Cabins - up to maximum 4 people (ensuite) (linen to main bed)	Yes	1,070.00	1,107.27	1,218.00	No	10297-1008-1651-0000	3.48%
Economic & Business Development	Manager Economic Development & Property	Local Government Act 1995 Section 6.16	Discretionary	Low Season Cowrie Shell Cabins - up to maximum 4 people (ensuite; linen to main bed)	Yes	886.36	917.27	1,009.00	No	10297-1008-1651-0000	3.49%
Economic & Business Development	Manager Economic Development & Property	Local Government Act 1995 Section 6.16	Discretionary	Mid Season Cowrie Shell Cabins - up to maximum 4 people (ensuite; linen to main bed)	Yes	953.64	987.27	1,086.00	No	10297-1008-1651-0000	3.53%
Economic & Business Development	Manager Economic Development & Property	Local Government Act 1995 Section 6.16	Discretionary	High Season Cowrie Shell Cabins - up to maximum 4 people (ensuite; linen to main bed)	Yes	1,193.64	1,235.45	1,359.00	No	10297-1008-1651-0000	3.50%
Economic & Business Development	Manager Economic Development & Property	Local Government Act 1995 Section 6.16	Discretionary	Low Season Nautilus Shell Cabin - up to maximum 5 people (ensuite; linen to main bed included)	Yes	952.73	1,004.55	1,105.00	No	10297-1008-1651-0000	5.44%
Economic & Business Development	Manager Economic Development & Property	Local Government Act 1995 Section 6.16	Discretionary	Mid Season Nautilus Shell Cabin - up to maximum 5 people(ensuite; linen to main bed included)	Yes	1,040.00	1,094.55	1,204.00	No	10297-1008-1651-0000	5.24%
Economic & Business Development	Manager Economic Development & Property	Local Government Act 1995 Section 6.16	Discretionary	High Season Nautilus Shell Cabin - up to maximum 5 people (ensuite; linen to main bed included)	Yes	1,259.09	1,320.91	1,453.00	No	10297-1008-1651-0000	4.91%
Economic & Business Development	Manager Economic Development & Property	Local Government Act 1995 Section 6.16	Discretionary	Low Season Olive Shell Cabin - up to maximum 5 people (ensuite; linen to main bed included)	Yes	1,041.82	1,096.36	1,206.00	No	10297-1008-1651-0000	5.24%
Economic & Business Development	Manager Economic Development & Property	Local Government Act 1995 Section 6.16	Discretionary	Mid Season Olive Shell Cabin - up to maximum 5 people (ensuite; linen to main bed included)	Yes	1,128.18	1,185.45	1,304.00	No	10297-1008-1651-0000	5.08%
Economic & Business Development	Manager Economic Development & Property	Local Government Act 1995 Section 6.16	Discretionary	High Season Olive Shell Cabin - up to maximum 5 people (ensuite; linen to main bed included)	Yes	1,374.55	1,440.91	1,585.00	No	10297-1008-1651-0000	4.83%
Economic & Business Development	Manager Economic Development & Property	Local Government Act 1995 Section 6.16	Discretionary	Low Season Fig Shell Cabin - up to maximum 5 people (ensuite; linen to main bed)	Yes	1,041.82	1,078.18	1,186.00	No	10297-1008-1651-0000	3.49%
Economic & Business Development	Manager Economic Development & Property	Local Government Act 1995 Section 6.16	Discretionary	Mid Season Fig Shell Cabin - up to maximum 5 people (ensuite; linen to main bed)	Yes	1,128.18	1,167.27	1,284.00	No	10297-1008-1651-0000	3.46%
Economic & Business Development	Manager Economic Development & Property	Local Government Act 1995 Section 6.16	Discretionary	High Season Fig Shell Cabin - up to maximum 5 people (ensuite; linen to main bed)	Yes	1,374.55	1,422.73	1,565.00	No	10297-1008-1651-0000	3.51%
				<b>SEMI PERMANENTS</b>							
				<i>Resident Leaves Van Onsite</i>							
Economic & Business Development	Manager Economic Development & Property	Local Government Act 1995 Section 6.16	Discretionary	Annual charge entitles 90 days use for 2 people (includes one parking space only)	Yes/Conc	5,578.20	5,773.46	6,091.00	No	10297-1008-1651-0000	3.50%
Economic & Business Development	Manager Economic Development & Property	Local Government Act 1995 Section 6.16	Discretionary	Annual charge entitles 90 days use for 2 people - discounted for early payment prior to 31/07 (includes one parking space only)	Yes/Conc	5375.36	5,563.03	5,869.00	No	10297-1008-1651-0000	3.49%
Economic & Business Development	Manager Economic Development & Property	Local Government Act 1995 Section 6.16	Discretionary	<del>Parking fee—One parking space is provided with stay up to 90 days—per week fee for vehicles (including boats) after 90 days</del>	Yes	<del>19.91</del>	<del>19.91</del>	<del>21.00</del>	No	<del>10297-1008-1651-0000</del>	0.00%
				<del>^^Patrons selling their caravans or park homes must remove them from the Busseton Jetty Tourist Park</del>							

## 6.4 Leisure Centres Capital Funds

<b>Strategic Theme:</b>	Key Theme 2: Lifestyle 2.3 Provide well planned sport and recreation facilities to support healthy and active lifestyles. 2.12 Provide well maintained community assets through robust asset management practices.
<b>Directorate:</b>	Community Planning
<b>Reporting Officer:</b>	Leisure Centres Coordinator - Mary Everuss
<b>Authorised By:</b>	Director Community Planning - Gary Barbour
<b>Nature of Decision:</b>	Executive: Substantial direction setting, including adopting budgets, strategies, plans and policies (excluding local planning policies); funding, donations and sponsorships; reviewing committee recommendations.
<b>Voting Requirements:</b>	Absolute Majority
<b>Disclosures of Interest:</b>	No officers preparing this item have an interest to declare.
<b>Attachments:</b>	Nil

### COMMITTEE RECOMMENDATION

**F2405/19** Moved Cr Jarrod Kennedy, seconded Cr Jodie Richards

Item #	Budgeted Municipal Net Current Position	Operational Expenditure Budget	Capital Expenditure Budget	Grant	Reserves or Restricted Assets
	Increase / (Decrease)	Increase / (Decrease)	Increase / (Decrease)	(Increase) / Decrease	Increase / (Decrease)
1	New capital project funded from the Furniture Equipment Reserve				
	New Project # TBA– Leisure Centres GLC Spin Bikes (C)				
	-	-	180,000	-	(180,000)
<b>TOTALS</b>	-	-	<b>180,000</b>	-	<b>(180,000)</b>

**CARRIED 5 / 0**

**FOR: Mayor Phill Cronin, Cr Jodie Richards, Cr Val Kaigg, Cr Kate Cox and Cr Jarrod Kennedy**

**AGAINST: Nil**

## **OFFICER RECOMMENDATION**

Item #	Budgeted Municipal Net Current Position	Operational Expenditure Budget	Capital Expenditure Budget	Grant	Reserves or Restricted Assets
	Increase / (Decrease)	Increase / (Decrease)	Increase / (Decrease)	(Increase) / Decrease	Increase / (Decrease)
1	New capital project funded from the Furniture Equipment Reserve				
	New Project # TBA– Leisure Centres GLC Spin Bikes (C)				
	-	-	180,000	-	(180,000)
<b>TOTALS</b>	-	-	<b>180,000</b>	-	<b>(180,000)</b>

## **EXECUTIVE SUMMARY**

This report seeks Council approval of budget amendments for items within the Community Planning directorate as detailed in this report. Adoption of the officer recommendations.

## **STRATEGIC CONTEXT**

The nature of this request for capital funds is in line with Key Theme 2 of the City's Strategic Community Plan – Lifestyle, 2.12 to provide well maintained community assets through asset management practices and 2.3 well planned sport and recreation facilities to support healthy and active lifestyles.

## **BACKGROUND**

In accordance with section 6.8(1) of the *Local Government Act 1995*, a local government is not to incur expenditure from its Municipal fund for an additional purpose except where the expenditure:

- is incurred in a financial year before the adoption of the annual budget by the local government; and
- is authorised in advance by Council resolution - absolute majority required; or
- Is authorised in advance by the Mayor in an emergency.

Approval is therefore sought for the budget amendment as outlined in the officer comment below.

## **OFFICER COMMENT**

Council adopted its 2023/2024 Municipal budget on 26<sup>th</sup> July 2023 with a budget surplus position. Since then, officers have identified budgets that require adjustment within the Community Planning Directorate. It is good management practice to revise the adopted budget when it is known that circumstances have changed. In keeping with this practice, budgets are reviewed on a regular basis.

Amendments to the budget are categorised into the three key types as listed below:

1. Adjustments impacting the budget balance or net position of the City; relatively uncommon type.
2. Adjustments with no impact on the budget balance; most common amendment type.
3. Adjustments to transfer budget between capital and operating undertakings; relatively uncommon type.

All items included in this amendment are of the type 2 and are explained in detail below.

#### **Item 1: New Capital Project Leisure Centres Spin Bikes**

The Council's approval is sought to allocate budget from the Furniture and Equipment Reserves to fund a new capital project, Leisure Centres Spin Bikes (C), for the procurement of Indoor Spin bikes for the Geographe Leisure Centre (GLC) and Naturaliste Community Centre (NCC).

The existing spin bikes have served the community for 12 years, surpassing the expected and recommended lifespan of 6 years, dependent on quality, frequency of use and maintenance. However, the breakdowns and general wear and tear are impacting customers overall experience and satisfaction. Recent service reports advised that our spin bikes are exhibiting severe signs of mechanical fatigue and are subsequently more prone to frequent breakdowns and the resulting sourcing of parts and regular service agents.

The benefits of purchasing new spin bikes, will address current issues to provide customer satisfaction and provide Leisure Centres with an important advancement in our technological capabilities, as a Smart Bike with digital displays, virtual classes capability and compatibility with personal fitness applications, as well as improved comfort, safety, ease of maintenance and alignment with our current gym equipment technology.

The replacement of 46 spin bikes and virtual technology for both centres, will require approximately \$180,000 in funds. Officers believe the long-term benefits of improved member satisfaction by further elevating their fitness experience, safety and potential revenue generation of attracting new members, far outweighs the cost. This investment aligns with our commitment to provide well maintained community assets through our asset management practices.

A Request for Tender (RFT) is currently in progress, inviting bids for the supply of Spin Bikes and virtual technology.

If adopted by Council, this project spend is likely to occur in May/June 2024.

#### **Statutory Environment**

Section 6.8 of the *Local Government Act 1995* refers to expenditure from the Municipal fund that is not included in the annual budget. In the context of this report, where no budget allocation exists, expenditure is not to be incurred until such time as it is authorised in advance, by an absolute majority decision of the Council.

### **Relevant Plans and Policies**

The officer recommendation aligns to the following adopted plan or policy:

Plan:

Not applicable.

Policy:

Not applicable.

### **Financial Implications**

The table in the officer's recommendation summarises the financial implications:

	(Increase) / Decrease in Operational Revenue	Increase / (Decrease) in Operational Expenditure	(Increase) / Decrease in Capital Revenue	Increase / (Decrease) in Capital Expenditure	Increase / (Decrease) in Reserves and/or Restricted Assets	Increase / (Decrease) in Net Current Position
<b>Item 1</b>	-	-	-	180,000	(180,000)	-
<b>TOTALS</b>	-	-	-	<b>180,000</b>	<b>(180,000)</b>	-

### **External Stakeholder Consultation**

No specific external stakeholder consultation was undertaken in relation to this matter; however, members have expressed their concerns about the condition of bikes and issues with seats, worn pedals and less effective resistance mechanisms, that are impacting the overall comfort and enjoyment of their cycling experience.

### **Risk Assessment**

An assessment of the potential implications of implementing the officer recommendation has been undertaken using the City's risk management framework, with risks assessed taking into account any controls already in place. Not implementing the officer recommendation carries reputational, financial and operational risk because the equipment has exceeded the expected and recommended lifespan and is prone to frequent breakdowns, impacting customers' ability to attend classes and overall experience and satisfaction.

### **Options**

As an alternative to the proposed recommendation the Council could decide not to proceed with the proposed budget request.

### **CONCLUSION**

Council's approval is sought to amend the budget as per the details contained in this report.

## **TIMELINE FOR IMPLEMENTATION OF OFFICER RECOMMENDATION**

If the officer recommendation is endorsed, the budget amendment will be processed within a month of being approved.

## 7 CONFIDENTIAL MATTERS

Nil

## 8 NEXT MEETING DATE

Wednesday 5 June 2024

## 9 CLOSURE

The meeting closed at 10:29am.

The minutes of the Finance Committee meeting held 1 May 2024 were confirmed as a true and correct record on:

Date:

5/6/24

Presiding Member:

