



Finance Committee

Minutes

Wednesday 7 August 2024

Our Vision

Where environment, lifestyle and opportunity meet



Community Aspirations



KEY THEME 1

Environment


An environment that is valued, conserved and enjoyed by current and future generations.



KEY THEME 2

Lifestyle

A place that is relaxed, safe and friendly, with services and facilities that support positive lifestyles and wellbeing.



KEY THEME 3

Opportunity

A vibrant City with diverse opportunities and a prosperous economy.



KEY THEME 4

Leadership

A Council that connects with the community and is accountable in its decision making.

MINUTES

Minutes of a meeting of the Finance Committee held in the Council Chambers, Administration Building, Southern Drive, Busselton, on Wednesday 7 August 2024 at 10:00 am.

TABLE OF CONTENTS

1 OFFICIAL OPENING.....	4
2 ATTENDANCE.....	4
3 DISCLOSURES OF INTEREST	4
4 PUBLIC QUESTION TIME.....	5
4.1 RESPONSES TO PREVIOUS QUESTIONS TAKEN ON NOTICE.....	5
4.2 QUESTION TIME FOR PUBLIC.....	5
5 CONFIRMATION AND RECEIPT OF MINUTES.....	6
6 REPORTS.....	7
6.1 LIST OF PAYMENTS MADE - JUNE 2024	7
6.2 MONTHLY FINANCIAL REPORT - YEAR TO DATE 30 JUNE 2024	25
7 CONFIDENTIAL MATTERS	64
8 NEXT MEETING DATE	64
9 CLOSURE.....	64

1 OFFICIAL OPENING

The Director of Corporate Strategy and Performance (under delegation s1-26) opened the meeting at 10:15am.

The Director of Corporate Strategy and Performance welcomed Elected Members, staff, guests and members of the public to the Finance Committee meeting on 7 August 2024.

The Director of Corporate Strategy and Performance acknowledges the Wadandi and Bibbulmun people as the traditional custodians of this region, and paid respects to Elders past and present.

This meeting was audio recorded for minutes taking purposes.

2 ATTENDANCE

The Director Corporate Strategy and Performance acknowledged that Presiding Member, Cr Kate Cox, and Deputy Presiding Member, Mayor Phill Cronin, are apologies for this meeting, in addition to member Cr Jarrod Kennedy.

As the Presiding Member and Deputy Presiding Member are unavailable, pursuant to s5.14 of the *Local Government Act 1995*, the Director Corporate Strategy and Performance called for a nomination for a member to preside at this meeting.

The Committee members present at the meeting chose Cr Anne Ryan to preside.

10:17am At this time, Cr Ryan assumed the chair.

PRESIDING MEMBER	MEMBERS
Cr Anne Ryan (from 10:17am)	Cr Val Kaigg
	Cr Mikayla Love (via remote attendance)
	Cr Jodie Lee
	Cr Andrew Macnish

OFFICERS	
Mr Oliver Darby	Acting Chief Executive Officer (from 10:36am)
Ms Sarah Pierson	Director Corporate Strategy and Performance
Mr Paul Sheridan	Manager Financial Services
Ms Jo Barrett-Lennard	Governance Officer

APOLOGIES
Mayor Phill Cronin
Cr Kate Cox

Cr Jarrod Kennedy

PUBLIC

Nil

3 DISCLOSURES OF INTEREST

DISCLOSURES OF FINANCIAL INTEREST

Nil

DISCLOSURES OF IMPARTIALITY INTEREST

Nil

4 PUBLIC QUESTION TIME

4.1 RESPONSES TO PREVIOUS QUESTIONS TAKEN ON NOTICE

Nil

4.2 QUESTION TIME FOR PUBLIC

Nil

5 CONFIRMATION AND RECEIPT OF MINUTES

5.1 Finance Committee 24 July 2024

COMMITTEE DECISION

F2408/26 Moved Cr Jodie Lee, seconded Cr Val Kaigg

That the minutes of the Finance Committee 24 July 2024 meeting be confirmed as a true and correct record (as published at 2 August 2024 on the [City of Busselton's website](#), inclusive of any confidential material published on the restricted internal Docs on Tap application).

CARRIED 5 / 0

FOR: Cr Anne Ryan, Cr Jodie Lee, Cr Val Kaigg, Cr Andrew Macnish and Cr Mikayla Love

AGAINST: Nil

6 REPORTS

6.1 List of Payments Made - June 2024

Strategic Theme:	Key Theme 4: Leadership 4.2 Deliver governance systems that facilitate open, ethical and transparent decision making. 4.5 Responsibly manage ratepayer funds to provide for community needs now and in the future.
Directorate:	Corporate Strategy and Performance
Reporting Officer:	Manager Financial Services – Paul Sheridan
Authorised By:	Director Corporate Strategy and Performance – Sarah Pierson
Nature of Decision:	Noting: The item is simply for information purposes and noting.
Voting Requirements:	Simple Majority
Disclosures of Interest:	No officers preparing this item have an interest to declare.
Attachments:	1. List of Payments for Council June 2024 [6.1.1 - 14 pages] 2. List of Payments for Council June 2024 YTD Industry & Regional Allocations [6.1.2 - 1 page]

COMMITTEE RECOMMENDATION

F2408/27 Moved Cr Mikayla Love, seconded Cr Jodie Lee

That the Council notes payment of voucher numbers for the month of June 2024 as follows:

CHEQUE PAYMENTS	119993 - 120029	54,340.60
ELECTRONIC FUNDS TRANSFER PAYMENTS	103754 - 104678	11,237,406.99
TRUST ACCOUNT PAYMENTS	EFT# TR000053 - TR000056	43,549.54
PAYROLL PAYMENTS	01.06.2024 - 30.06.2024	1,818,877.41
INTERNAL PAYMENT VOUCHERS	DD #5746 - 5783	107,290.87
TOTAL PAYMENTS		13,261,465.41

CARRIED 5 / 0

FOR: Cr Anne Ryan, Cr Jodie Lee, Cr Val Kaigg, Cr Andrew Macnish and Cr Mikayla Love

AGAINST: Nil

OFFICER RECOMMENDATION

That the Council notes payment of voucher numbers for the month of June 2024 as follows:

CHEQUE PAYMENTS	119993 - 120029	54,340.60
ELECTRONIC FUNDS TRANSFER PAYMENTS	103754 - 104678	11,237,406.99
TRUST ACCOUNT PAYMENTS	EFT# TR000053 - TR000056	43,549.54
PAYROLL PAYMENTS	01.06.2024 - 30.06.2024	1,818,877.41
INTERNAL PAYMENT VOUCHERS	DD #5746 - 5783	107,290.87
TOTAL PAYMENTS		13,261,465.41

EXECUTIVE SUMMARY

This report provides details of payments made from the City's bank accounts for the month of June 2024 for noting by the Council and recording in the Council Minutes.

STRATEGIC CONTEXT

Provision of the list of payments, while a statutory requirement, also supports open and accountable governance.

BACKGROUND

The *Local Government (Financial Management) Regulations 1996* (the Regulations) requires that, when the Council has delegated authority to the CEO to make payments from the City's bank accounts, a list of payments made is prepared each month for presentation to, and noting by, the Council.

OFFICER COMMENT

In accordance with regular custom, the list of payments made for the month of June 2024 is presented for information.

As June is the last month of the fourth quarter of the 2023/24 financial year, a summary report of all payments grouped by industry and region has been attached for information purposes.

Where possible, the City attempts to procure locally however market-based factors may mean this is not always possible or cost effective. These factors include the availability of local suppliers, the capability of the local suppliers for providing the goods or services, and the value for money proposition of local suppliers. For example, some specialised services require expertise which cannot be found in the City of Busselton.

Further, it is important to recognise that the data is defined by postcode of the relevant business supplying to the City. This means that businesses which have provided postcodes outside of Busselton, for example Coles and Bunnings, do not register as local procurement in the data even though they have stores in the district that employ locals. Similarly on large contracts there may be subcontracting to local suppliers which again may not be seen as local procurement in the data. The same would apply to the Southwest data also.

Statutory Environment

Section 6.10 of the *Local Government Act 1995* (the Act), and more specifically Regulation 13 of the Regulations, refer to the requirement for a listing of payments made each month to be presented to the Council.

Relevant Plans and Policies

Not applicable.

Financial Implications

Not applicable.

External Stakeholder Consultation

Not applicable.

Risk Assessment

An assessment of the potential implications of implementing the officer recommendation has been undertaken using the City's risk management framework, with risks assessed taking into account any controls already in place. No risks of a medium or greater level have been identified.

Options

Not applicable.

CONCLUSION

The list of payments made for the month of June 2024 is presented for information.

TIMELINE FOR IMPLEMENTATION OF OFFICER RECOMMENDATION

Not applicable.



LISTING OF PAYMENTS MADE
UNDER DELEGATED AUTHORITY
FOR THE MONTH OF JUNE 2024

CHEQUE PAYMENTS	119993 - 120029	54,340.60
ELECTRONIC TRANSFER PAYMENTS	103754 - 104678	11,237,406.99
TRUST ACCOUNT	EFT# TR000053 - TR000056	43,549.54
PAYROLL	01.06.2024 - 30.06.2024	1,818,877.41
INTERNAL PAYMENT VOUCHERS	DD #5746 - 5783	107,290.87
		13,261,465.41

CHEQUE PAYMENTS JUNE 2024				
DATE	REF #	NAME	DESCRIPTION	AMOUNT \$
26/06/2024	120023	AGENT SALES & SERVICE	WATERLINK SPIN TOUCH MOBILE PHOTOMETER	3,001.90
12/06/2024	120007	B GREEN	REFUND OF RATE OVERPAYMENT	799.00
12/06/2024	120001	BL HOLMAN	REFUND OF RATE OVERPAYMENT	403.89
26/06/2024	120026	BUSSELTON PUBLIC LIBRARY - PETTY CASH	PETTY CASH REIMBURSEMENT	216.05
6/06/2024	119994	CITY OF BUSSELTON - PETTY CASH	PETTY CASH REIMBURSEMENT	586.95
26/06/2024	120021	CITY OF BUSSELTON - PETTY CASH	PETTY CASH REIMBURSEMENT	271.05
6/06/2024	119993	CITY OF BUSSELTON DEPOT - PETTY CASH	PETTY CASH REIMBURSEMENT	143.40
28/06/2024	120028	CITY OF BUSSELTON DEPOT - PETTY CASH	PETTY CASH REIMBURSEMENT	64.65
6/06/2024	119996	COMMISSIONER OF STATE REVENUE	RATES REFUND	44.65
19/06/2024	120017	COMMISSIONER OF STATE REVENUE	RATES REFUND	166.65
26/06/2024	120024	DEPARTMENT OF TRANSPORT	PLANT REGISTRATION	423.70
12/06/2024	119999	DJ & SE LEWIS	REFUND OF RATE OVERPAYMENT	1,434.44
12/06/2024	120003	DK LEAL	REFUND OF RATE OVERPAYMENT	126.66
26/06/2024	120025	DUNSBOROUGH PUBLIC LIBRARY - PETTY CASH	PETTY CASH REIMBURSEMENT	48.30
12/06/2024	120014	E J CONSTANTINE	REFUND OF RATE OVERPAYMENT	750.00
6/06/2024	119997	ENGINEERS AUSTRALIA	MEMBERSHIP	1,344.00
12/06/2024	120011	F L KERR	REFUND OF RATE OVERPAYMENT	750.00
12/06/2024	120012	G COLLINS	REFUND OF RATE OVERPAYMENT	806.49
12/06/2024	120013	G R EVANS	REFUND OF RATE OVERPAYMENT	750.00
12/06/2024	120006	G S WADDELL	REFUND OF RATE OVERPAYMENT	750.00
12/06/2024	119998	GEOGRAPHE LEISURE CENTRE - PETTY CASH	PETTY CASH REIMBURSEMENT	297.40
12/06/2024	120004	J E R SHANLEY	REFUND OF RATE OVERPAYMENT	799.52
12/06/2024	120005	K T D'ARCY	REFUND OF RATE OVERPAYMENT	750.00
19/06/2024	120015	LANDGATE CUSTOMER ACCOUNT	LANDGATE LEASE REGISTRATION	203.00
21/06/2024	120018	M BROWN	REFUND OF RATE OVERPAYMENT	799.52
12/06/2024	120002	M E FRYER	REFUND OF RATE OVERPAYMENT	809.67
12/06/2024	120010	MJ BILSBY	REFUND OF RATE OVERPAYMENT	750.00
28/06/2024	120029	NATURALISTE COMMUNITY CENTRE - PETTY CASH	PETTY CASH REIMBURSEMENT	93.75
12/06/2024	120008	NT & KD DOBBYN	REFUND OF RATE OVERPAYMENT	808.40
26/06/2024	120019	OFFICE OF THE CEO - PETTY CASH	PETTY CASH REIMBURSEMENT	157.35
28/06/2024	120027	OFFICE OF THE CEO - PETTY CASH	PETTY CASH REIMBURSEMENT	146.45
12/06/2024	120000	TA STASZEWSKI	REFUND OF RATE OVERPAYMENT	750.00
12/06/2024	120009	TF RUANE	REFUND OF RATE OVERPAYMENT	129.84
26/06/2024	120020	THE OWNERS OF DUNSBOROUGH PARK SHOPPING CENTRE	STRATA LEVIES	2,853.91
6/06/2024	119995	WATER CORPORATION	WATER SERVICES	45.83
19/06/2024	120016	WATER CORPORATION	WATER SERVICES	21,238.61
26/06/2024	120022	WATER CORPORATION	WATER SERVICES	10,825.57
				54,340.60

EFT PAYMENTS JUNE 2024				
DATE	REF #	NAME	DESCRIPTION	AMOUNT \$
12/06/2024	103807	3E CONSULTING ENGINEERS PTY LTD	CONSULTANCY SERVICES	1,100.00
26/06/2024	104399	A & C MARTELLA	CROSSOVER CONTRIBUTION	363.50
26/06/2024	104453	A SINGLE LEAF SOUTH WEST	ECO EDUCATION SERVICES	2,295.00
28/06/2024	104591	A1 EARTHWORKS SOUTHWEST	EARTHWORK SERVICES	2,281.28
26/06/2024	104408	AAI LIMITED T/AS GIO	REFUND OF OVERPAYMENT	555.00
5/06/2024	103771	AARO GROUP PTY LTD	CIVIL WORKS- DRAINAGE	6,825.50
26/06/2024	104467	AARO GROUP PTY LTD	CIVIL WORKS- DRAINAGE	23,695.96
26/06/2024	104329	ABEC ENVIRONMENTAL CONSULTING PTY LTD	ENVIRONMENTAL CONSULTING	9,625.00
26/06/2024	104331	ACCENDO AUSTRALIA PTY LTD	ENVIRONMENTAL SERVICES	1,155.00
26/06/2024	104313	ACTION KERBING	KERBING SERVICES	13,367.00
12/06/2024	104039	ACTIV FOUNDATION INC	MAINTENANCE SERVICES	53,917.74
26/06/2024	104525	ACTIV FOUNDATION INC	MAINTENANCE SERVICES	23,330.45
28/06/2024	104668	ACTIV FOUNDATION INC	MAINTENANCE SERVICES	2,854.07
26/06/2024	104345	ACTIVE DISCOVERY	CUSTOM PLAYGROUND EQUIPMENT - LOU WESTON OVAL	26,303.20
26/06/2024	104381	ACTIVTEC SOLUTIONS	SERVICES & REPAIRS TO MEDICAL EQUIPMENT	39.74
12/06/2024	103816	ACURIX NETWORKS	INTERNET WIFI ACCESS	4,173.40
12/06/2024	103880	ADVAM PTY LTD	AIRPORT CARPARK CREDIT CARD TRANSACTIONS	871.67
12/06/2024	103896	ADVANCED HEARING WA PTY LTD	HEARING ASSESSMENT	330.00
26/06/2024	104378	ADVANCED HEARING WA PTY LTD	HEARING ASSESSMENT	440.00
12/06/2024	103867	ADVANCED SEALING TRUST	MAINTENANCE SERVICES	726.00
26/06/2024	104342	ADVANCED SEALING TRUST	MAINTENANCE SERVICES	5,492.80
12/06/2024	103875	AERODROME MANAGEMENT SERVICES PTY LTD	AIR SERVICES	55,278.43
26/06/2024	104352	AERODROME MANAGEMENT SERVICES PTY LTD	AIR SERVICES	1,951.00
5/06/2024	103767	AHOY MANAGEMENT	CABIN FEVER FESTIVAL ACTIVITIES	11,000.00
5/06/2024	103757	ALINTA ENERGY	ELECTRICITY SUPPLIES	54.20
26/06/2024	104413	ALLAN GUTHRIE	BUSHFIRE OFFICER HONORARIUM	696.75
12/06/2024	103803	ALLMARK & ASSOCIATES PTY LTD	PARKING REQUIREMENTS	687.50
26/06/2024	104482	ALLWEST TRAINING	TRAINING AND ASSESSING	500.00
26/06/2024	104296	ALPHA PEST ANIMAL SOLUTIONS	FOX BAITING	24,202.20
28/06/2024	104586	ALPHA PEST ANIMAL SOLUTIONS	FOX BAITING	1,236.40
12/06/2024	103873	ALPINE LAUNDRY PTY LTD	COMMERCIAL LAUNDRY	435.23
26/06/2024	104350	ALPINE LAUNDRY PTY LTD	COMMERCIAL LAUNDRY	338.91
12/06/2024	103879	AMD AUDIT & ASSURANCE PTY LTD	ACCOUNTANCY SERVICES	4,455.00
26/06/2024	104532	AMITY SIGNS	SIGNAGE SERVICES	129.25
12/06/2024	103997	ANDREW BROMLEY	GRANT FUNDING	1,000.00
26/06/2024	104522	ANIMAL PEST MANAGEMENT SERVICES	PEST CONTROL SERVICES	5,940.00
19/06/2024	104115	ANNIE PALMER	REFUND POLICE CLEARANCE	58.70
28/06/2024	104599	AQUATIC SERVICES WA PTY LTD	POOL SERVICE AND MAINTENANCE	1,274.48
12/06/2024	103805	ARBOR GUY	TREE MAINTENANCE SERVICES - LAYMAN ROAD	49,761.68
26/06/2024	104275	ARBOR GUY	TREE MAINTENANCE SERVICES	2,915.00
28/06/2024	104579	ARBOR GUY	TREE MAINTENANCE SERVICES	26,294.30
28/06/2024	104581	ARTISAN PAVING	PAVING SERVICES	1,440.00
26/06/2024	104346	ARTS MARGARET RIVER INC	GRANT FUNDING	6,875.00



LISTING OF PAYMENTS MADE
UNDER DELEGATED AUTHORITY
FOR THE MONTH OF JUNE 2024

CHEQUE PAYMENTS	119993 - 120029	54,340.60
ELECTRONIC TRANSFER PAYMENTS	103754 - 104678	11,237,406.99
TRUST ACCOUNT	EFT# TR000053 - TR000056	43,549.54
PAYROLL	01.06.2024 - 30.06.2024	1,818,877.41
INTERNAL PAYMENT VOUCHERS	DD #5746 - 5783	107,290.87
		13,261,465.41

26/06/2024	104498	ASSOCIATED INSTRUMENTATION	MAINTENANCE SERVICES	605.00
12/06/2024	103797	ATCO GAS AUSTRALIA	GAS SERVICES	1,488.96
12/06/2024	103952	ATTEKUS	ONLINE BOOKING, EVENT SOFTWARE	36,815.63
26/06/2024	104283	AUSQ TRAINING	TRAINING SERVICES	1,582.00
26/06/2024	104372	AUSTRAFFIC WA	TRAFFIC DATA COLLECTION SERVICES	12,236.40
12/06/2024	104032	AUSTRALIA POST	POSTAL SERVICE	2,426.01
12/06/2024	103963	AUSTRALIAN AGRIBUSINESS (HOLDINGS) PTY LTD	PESTICIDES	4,867.50
19/06/2024	104118	AUSTRALIAN INSTITUTE OF BUILDING SURVEYORS	TRAINING SERVICES	1,720.00
26/06/2024	104562	AUSTRALIAN MUSEUMS AND GALLERIES ASSOCIATION INC	MEMBERSHIP AND ASSOCIATED SERVICES	261.00
26/06/2024	104487	AUSTRALIAN PHYSIOTHERAPY EQUIPMENT PTY LTD	MEDICAL SUPPLIES	604.98
13/06/2024	103789	AUSTRALIAN TAXATION OFFICE	PAYG TAXATION	284,070.00
27/06/2024	104127	AUSTRALIAN TAXATION OFFICE	PAYG TAXATION	269,903.00
12/06/2024	103930	AUTO ONE TRADING PTY LTD	AUTOMOTIVE	222.45
26/06/2024	104416	AUTO ONE TRADING PTY LTD	AUTOMOTIVE	278.95
28/06/2024	104623	AUTO ONE TRADING PTY LTD	AUTOMOTIVE	595.00
26/06/2024	104448	AVCRM PRODUCTS PTY LTD	IT SOFTWARE PROVIDER	1,474.00
5/06/2024	103766	AVIATION ID AUSTRALIA PTY LTD	SUPPLY AVIATION ASIC CARDS	280.00
26/06/2024	104384	AVIATION ID AUSTRALIA PTY LTD	SUPPLY AVIATION ASIC CARDS	1,232.00
12/06/2024	104057	AVIS SOUTHWEST RENTALS	VEHICLE RENTAL SERVICES	2,271.31
12/06/2024	103829	AZILITY	IT SOFTWARE	1,375.00
12/06/2024	104043	B & B STREET SWEEPING	STREET SWEEPING SERVICE	21,766.87
26/06/2024	104529	B & B STREET SWEEPING	STREET SWEEPING SERVICE	46,040.63
28/06/2024	104669	B & B STREET SWEEPING	STREET SWEEPING SERVICE	6,687.90
26/06/2024	104407	B WARNER & C FERGUSON	CROSSOVER CONTRIBUTION	228.90
26/06/2024	104364	BAKED BUSSELTON	BAKERY CATERING	130.00
12/06/2024	103913	BARBARA WEEKS	ART SALES	28.00
12/06/2024	103844	BARRY ALLEN ELECTRICAL SERVICES PTY LTD	ELECTRICAL SERVICES	16,896.77
26/06/2024	104314	BARRY ALLEN ELECTRICAL SERVICES PTY LTD	ELECTRICAL SERVICES	7,174.43
12/06/2024	104038	BAY SIGNS	SIGNAGE SERVICES	2,948.08
26/06/2024	104524	BAY SIGNS	SIGNAGE SERVICES	322.05
28/06/2024	104667	BAY SIGNS	SIGNAGE SERVICES	995.50
12/06/2024	103865	BAYTHE LINEN AND LAUNDRY	SUPPLY OF CLEAN LINEN	1,295.58
26/06/2024	104340	BAYTHE LINEN AND LAUNDRY	SUPPLY OF CLEAN LINEN	262.46
12/06/2024	103837	BCP CONTRACTORS PTY LTD	PRINCE STREET DECKING	63,534.57
26/06/2024	104306	BCP CONTRACTORS PTY LTD	EARTHWORK SERVICES	4,742.53
26/06/2024	104427	BCS INFRASTRUCTURE SUPPORT PTY LTD	O & M MAINTENANCE	1,154.35
26/06/2024	104440	BEFORE YOU DIG AUSTRALIA LTD	PROVISION OF REFERRAL SERVICES	3,300.00
12/06/2024	104050	BENARA NURSERY	NURSERY SUPPLIES	27,319.06
26/06/2024	104535	BENARA NURSERY	NURSERY SUPPLIES	7,469.41
28/06/2024	104672	BENARA NURSERY	NURSERY SUPPLIES	5,082.00
28/06/2024	104654	BESAFE BUILDING INSPECTIONS	BUILDING CERTIFICATION	470.00
26/06/2024	104418	BIDFOOD AUSTRALIA LIMITED	GLC KIOSK PURCHASES	765.00
12/06/2024	103934	BING TECHNOLOGIES PTY LTD	MAILING SERVICES	1,493.21
26/06/2024	104419	BING TECHNOLOGIES PTY LTD	MAILING SERVICES	3,300.69
28/06/2024	104627	BING TECHNOLOGIES PTY LTD	MAILING SERVICES	2,781.17
12/06/2024	103914	BIO SOIL SOLUTIONS	LIQUID SOIL SOLUTIONS	18,260.00
26/06/2024	104390	BIO SOIL SOLUTIONS	LIQUID SOIL SOLUTIONS	8,140.00
26/06/2024	104383	BISTRO BRETON	COFFEE WORKSHOPS AND CATERING	1,320.00
12/06/2024	104036	BLACKWOODS	FLEET CONSUMABLES & MAINTENANCE PARTS	490.34
19/06/2024	104111	BLACKWOODS	FLEET CONSUMABLES & MAINTENANCE PARTS	4,713.71
26/06/2024	104521	BLACKWOODS	FLEET CONSUMABLES & MAINTENANCE PARTS	5,047.61
12/06/2024	104014	BOC GASES AUSTRALIA LTD	GAS SERVICES	3,418.28
26/06/2024	104501	BOC GASES AUSTRALIA LTD	GAS SERVICES	1,716.78
12/06/2024	103802	BOYANUP BOTANICAL	NURSERY SERVICES	4,296.65
26/06/2024	104272	BOYANUP BOTANICAL	NURSERY SERVICES	921.10
28/06/2024	104577	BOYANUP BOTANICAL	NURSERY SERVICES	2,302.75
12/06/2024	103907	BRETT TITTERTON ELECTRICAL	ELECTRICAL SERVICES	513.45
26/06/2024	104387	BRETT TITTERTON ELECTRICAL	ELECTRICAL SERVICES	5,476.20
12/06/2024	103814	BRIDGESTONE	TYRE SERVICES	40.70
21/06/2024	104120	BROAD CONSTRUCTION PTY LTD	CONSTRUCTION SERVICES	1,467,468.39
12/06/2024	104020	BUCHER MUNICIPAL PTY LTD	ENGINEERING - PLANT SPARES & SERVICING	4,888.29
26/06/2024	104508	BUCHER MUNICIPAL PTY LTD	ENGINEERING - PLANT SPARES & SERVICING	598.20
28/06/2024	104625	BUILDING BUSSELTON TOWN TEAM INC	DONATION- MITCHELL PARK OPENING	909.09
28/06/2024	104655	BUNBURY 4X4 AND BUSSELTON 4X4	SUPPLY AND INSTALLATION OF BULL BARS	3,474.00
26/06/2024	104358	BUNBURY MOWER SERVICE	SALES AND SERVICES SMALL ENGINES	1,858.20
26/06/2024	104276	BUNBURY SUBARU	VEHICLE PURCHASES / SERVICES / PARTS	29.70
5/06/2024	103778	BUNNINGS BUILDING SUPPLIES	HARDWARE SUPPLIES	1,091.59
12/06/2024	104047	BUNNINGS BUILDING SUPPLIES	HARDWARE SUPPLIES	2,377.62
26/06/2024	104534	BUNNINGS BUILDING SUPPLIES	HARDWARE SUPPLIES	6,527.39
28/06/2024	104671	BUNNINGS BUILDING SUPPLIES	HARDWARE SUPPLIES	134.34
26/06/2024	104425	BUSINESS EVENTS PERTH	MEMBERSHIP BUSINESS TOURISM	2,689.50
26/06/2024	104545	BUSINESS NEWS	NEWSPAPER MEDIA	1,265.00
12/06/2024	103884	BUSSELTON ADVANCED DRIVER TRAINING	DRIVER TRAINING	775.00
12/06/2024	103853	BUSSELTON AGRICULTURAL SERVICES (WA) PTY LTD	RURAL SUPPLIES	20.00
26/06/2024	104328	BUSSELTON AGRICULTURAL SERVICES (WA) PTY LTD	RURAL SUPPLIES	190.00
12/06/2024	103817	BUSSELTON BEARING SERVICES	BEARING SUPPLIES	572.55
12/06/2024	104049	BUSSELTON BITUMEN SERVICE	EARTHMOVING SERVICES	23,258.87
12/06/2024	103928	BUSSELTON BUILDING PRODUCTS	BUILDING PRODUCT SUPPLIER	711.83
26/06/2024	104412	BUSSELTON BUILDING PRODUCTS	BUILDING PRODUCT SUPPLIER	494.11
28/06/2024	104636	BUSSELTON FLORIST	FLOWERS AND GIFTS	80.00
26/06/2024	104538	BUSSELTON HOSPICE CARE INC	BOND REFUND	4,400.00
12/06/2024	103799	BUSSELTON HYDRAULIC SERVICES INC	HYDRAULIC SERVICES	138.60
26/06/2024	104266	BUSSELTON HYDRAULIC SERVICES INC	HYDRAULIC SERVICES	1,954.88
12/06/2024	103832	BUSSELTON HYUNDAI	VEHICLE PURCHASES / SERVICES / PARTS	38,188.94
26/06/2024	104541	BUSSELTON JETTY INC.	CONSULTANCY SERVICES	9,900.00
12/06/2024	103810	BUSSELTON LOCKSMITH	SECURITY SUPPLIES	680.90



LISTING OF PAYMENTS MADE
UNDER DELEGATED AUTHORITY
FOR THE MONTH OF JUNE 2024

CHEQUE PAYMENTS	119993 - 120029	54,340.60
ELECTRONIC TRANSFER PAYMENTS	103754 - 104678	11,237,406.99
TRUST ACCOUNT	EFT# TR000053 - TR000056	43,549.54
PAYROLL	01.06.2024 - 30.06.2024	1,818,877.41
INTERNAL PAYMENT VOUCHERS	DD #5746 - 5783	107,290.87
		13,261,465.41

26/06/2024	104277	BUSSELTON LOCKSMITH	SECURITY SUPPLIES	1,501.50
12/06/2024	104031	BUSSELTON MOTORS (MITSUBISHI/MAZDA)	VEHICLE PURCHASES / SERVICES / PARTS	44,882.95
26/06/2024	104515	BUSSELTON MOTORS (MITSUBISHI/MAZDA)	VEHICLE PURCHASES / SERVICES / PARTS	2,300.00
12/06/2024	103955	BUSSELTON PEST & WEED CONTROL	PEST CONTROL SERVICES	600.00
26/06/2024	104439	BUSSELTON PEST & WEED CONTROL	PEST CONTROL SERVICES	616.00
12/06/2024	103801	BUSSELTON REPERTORY CLUB INC	THEATRE HIRE AND PERFORMANCES	113.90
26/06/2024	104512	BUSSELTON RETRAVISION	ELECTRICAL SERVICES	268.00
12/06/2024	103846	BUSSELTON STOCKFEEDS & PET SUPPLIES	ANIMAL SUPPLIES	499.50
26/06/2024	104497	BUSSELTON TOYOTA	VEHICLE PURCHASES / SERVICES / PARTS	3,391.99
12/06/2024	103920	BUSSELTON UKULELE STRUMMERS	BOND REFUND	100.00
12/06/2024	104012	BUSSELTON WATER	WATER SERVICES	200.00
19/06/2024	104110	BUSSELTON WATER	WATER SERVICES	673.86
12/06/2024	104056	BUSSELTON WELDING SERVICES	WELDING SERVICES	5,885.00
26/06/2024	104546	BUSSELTON WELDING SERVICES	WELDING SERVICES	1,232.00
12/06/2024	103798	BUSSELTON-MARGARET RIVER CPD DISCUSSION GROUP	LEGAL SERVICES	100.00
12/06/2024	103922	C DAW	REFUND OF OVERPAYMENT	100.00
26/06/2024	104402	C MORLING	CROSSOVER CONTRIBUTION	358.50
12/06/2024	104013	CALLOWES CORNER NEWSAGENCY	STATIONERY	182.40
26/06/2024	104500	CALLOWES CORNER NEWSAGENCY	STATIONERY	1,147.60
26/06/2024	104567	CAPE RURAL CONTRACTING	FIRE CONTROL SERVICES	726.00
26/06/2024	104330	CAPE SHADES	SHADE SAILS - LOU WESTON OVAL, NEWPORT GEOGRAPHE, VASSE DAWSON	144,011.44
26/06/2024	104543	CARBONE BROS PTY LTD	BUSSELL HIGHWAY UPGRADE STAGE 2	796,293.40
5/06/2024	103769	CAROL MULHEARN	STAFF REIMBURSEMENT	451.91
12/06/2024	103905	CAROL MULHEARN - ART SALES	ART SALES	152.00
28/06/2024	104613	CAROL MULHEARN - ART SALES	ART SALES	108.80
5/06/2024	103773	CAROLYN HERRING	STAFF REIMBURSEMENT	3,474.88
12/06/2024	103991	CATHERINE MILLER	ART SALES	35.70
28/06/2024	104651	CATHERINE MILLER	ART SALES	16.80
12/06/2024	103886	CB TRAFFIC SOLUTIONS PTY LTD	TRAFFIC MANAGEMENT SERVICES	61,297.79
26/06/2024	104363	CB TRAFFIC SOLUTIONS PTY LTD	TRAFFIC MANAGEMENT SERVICES	29,173.11
12/06/2024	104068	CBRE (GWSLA) PTY LTD	AIR CONDITIONING SERVICES	5,418.99
26/06/2024	104556	CBRE (GWSLA) PTY LTD	AIR CONDITIONING SERVICES	1,153.19
26/06/2024	104475	CCAR SERVICES	COOKING AND CLEANING APPLIANCE REPAIRS	144.38
28/06/2024	104659	CHIARA PHILPOFF	STAFF REIMBURSEMENT	200.00
28/06/2024	104633	CHRIS GODDEN	LAWN MOWING	1,575.00
26/06/2024	104289	CHRIS SHEEDY PANEL & PAINT	PANEL REPAIRS & REPLACEMENT	1,000.00
12/06/2024	103977	CHRIS TRANTHAM	GENERAL MAINTENANCE	510.50
26/06/2024	104461	CHRIS TRANTHAM	GENERAL MAINTENANCE	439.50
12/06/2024	103891	CHRISEA DESIGNS	ART SALES	66.50
28/06/2024	104607	CHRISEA DESIGNS	ART SALES	66.50
12/06/2024	104007	CHRISTINE GARRATT	STAFF REIMBURSEMENT	46.00
12/06/2024	104062	CHRISTINE McGRATH	STAFF REIMBURSEMENT	88.49
12/06/2024	104051	CHUBB FIRE & SECURITY PTY LTD	FIRE EQUIPMENT SERVICES	2,263.37
26/06/2024	104539	CHUBB FIRE & SECURITY PTY LTD	FIRE EQUIPMENT SERVICES	6,344.89
28/06/2024	104673	CHUBB FIRE & SECURITY PTY LTD	FIRE EQUIPMENT SERVICES	2,327.94
12/06/2024	104076	CITY AND REGIONAL FUELS	FUEL SERVICES	5,193.43
13/06/2024	103784	CITY OF BUSSELTON CHRISTMAS CLUB	PAYROLL DEDUCTIONS	1,957.18
27/06/2024	104122	CITY OF BUSSELTON CHRISTMAS CLUB	PAYROLL DEDUCTIONS	1,957.18
13/06/2024	103790	CITY OF BUSSELTON PAYROLL	PAYROLL DEDUCTIONS	4,062.56
27/06/2024	104128	CITY OF BUSSELTON PAYROLL	PAYROLL DEDUCTIONS	4,033.61
13/06/2024	103785	CITY OF BUSSELTON STAFF LOTTO	STAFF LOTTO	174.00
27/06/2024	104123	CITY OF BUSSELTON STAFF LOTTO	STAFF LOTTO	174.00
13/06/2024	103792	CITY OF BUSSELTON-SOCIAL CLUB	SOCIAL CLUB REIMBURSEMENT	202.00
27/06/2024	104130	CITY OF BUSSELTON-SOCIAL CLUB	SOCIAL CLUB REIMBURSEMENT	204.80
26/06/2024	104478	CVITEST WA PTY LTD	SOIL COMPACTION TEST	2,060.30
12/06/2024	104015	CJD EQUIPMENT PTY LTD	PLANT PURCHASES / SERVICES / PARTS	995.37
26/06/2024	104502	CJD EQUIPMENT PTY LTD	PLANT PURCHASES / SERVICES / PARTS	567.14
28/06/2024	104660	CJD EQUIPMENT PTY LTD	PLANT PURCHASES / SERVICES / PARTS	696.41
12/06/2024	104060	CLEANAWAY	WASTE MANAGEMENT SERVICES	23,001.54
26/06/2024	104550	CLEANAWAY	WASTE MANAGEMENT SERVICES	122,698.10
12/06/2024	103856	CLEANAWAY SOLID WASTE PTY LTD	WASTE DISPOSAL SERVICES	130.20
12/06/2024	103986	CMW GEOSCIENCES PTY LTD	GEOTECHNICAL SERVICES	2,563.00
28/06/2024	104597	COATES CIVIL CONSULTING P/L	CIVIL ENGINEERING CONSULTING SERVICES	9,948.40
12/06/2024	104069	COCA COLA - AMATIL PTY LTD	GLC KIOSK PURCHASES	1,288.68
19/06/2024	104117	COCA COLA - AMATIL PTY LTD	GLC KIOSK PURCHASES	702.92
5/06/2024	103779	COLES	FOOD AND BEVERAGE SUPPLIES	329.61
		ART GEO - CARD #4115	FOOD AND BEVERAGE SUPPLIES	39.70
		GLC - CARD #8369	FOOD AND BEVERAGE SUPPLIES	24.00
		BUSSELTON LIBRARY - CARD #9186	FOOD AND BEVERAGE SUPPLIES	116.87
		BUSSELTON LIBRARY - CARD #9186	FOOD AND BEVERAGE SUPPLIES	27.09
		YOUTH SERVICES - CARD #9827	FOOD AND BEVERAGE SUPPLIES	121.95
12/06/2024	104052	COLES	FOOD AND BEVERAGE SUPPLIES	197.71
		YOUTH SERVICES - CARD #8748	FOOD AND BEVERAGE SUPPLIES	73.70
		YOUTH SERVICES - CARD #8748	FOOD AND BEVERAGE SUPPLIES	124.01
19/06/2024	104114	COLES	FOOD AND BEVERAGE SUPPLIES	453.29
		ART GEO - CARD #4115	FOOD AND BEVERAGE SUPPLIES	18.75
		GLC - CARD #8369	FOOD AND BEVERAGE SUPPLIES	120.55
		GLC - CARD #8369	FOOD AND BEVERAGE SUPPLIES	107.00
		GLC - CARD #8369	FOOD AND BEVERAGE SUPPLIES	13.50
		GLC - CARD #8369	FOOD AND BEVERAGE SUPPLIES	104.35
		YOUTH SERVICES - CARD #8748	FOOD AND BEVERAGE SUPPLIES	38.14
		YOUTH SERVICES - CARD #8748	FOOD AND BEVERAGE SUPPLIES	51.00
26/06/2024	104540	COLES	FOOD AND BEVERAGE SUPPLIES	210.55
		BUSSELTON LIBRARY - CARD #9186	FOOD AND BEVERAGE SUPPLIES	14.95
		GLC - CARD #1557	FOOD AND BEVERAGE SUPPLIES	22.00
		GLC - CARD #9406	FOOD AND BEVERAGE SUPPLIES	173.60



LISTING OF PAYMENTS MADE
UNDER DELEGATED AUTHORITY
FOR THE MONTH OF JUNE 2024

CHEQUE PAYMENTS	119993 - 120029	54,340.60
ELECTRONIC TRANSFER PAYMENTS	103754 - 104678	11,237,406.99
TRUST ACCOUNT	EFT# TR000053 - TR000056	43,549.54
PAYROLL	01.06.2024 - 30.06.2024	1,818,877.41
INTERNAL PAYMENT VOUCHERS	DD #5746 - 5783	107,290.87
		13,261,465.41

28/06/2024	104674	COLES	FOOD AND BEVERAGE SUPPLIES	411.45
		BUSSELTON LIBRARY - CARD #9186	FOOD AND BEVERAGE SUPPLIES	84.80
		GLC - CARD #9902	FOOD AND BEVERAGE SUPPLIES	117.95
		GLC - CARD #8748	FOOD AND BEVERAGE SUPPLIES	36.70
		GLC - CARD #8748	FOOD AND BEVERAGE SUPPLIES	172.00
5/06/2024	103756	COLES.COM.AU	COUNCIL & STAFF REFRESHMENTS	280.45
12/06/2024	103835	COLES.COM.AU	COUNCIL & STAFF REFRESHMENTS	615.43
19/06/2024	104095	COLES.COM.AU	COUNCIL & STAFF REFRESHMENTS	370.45
28/06/2024	104588	COLES.COM.AU	COUNCIL & STAFF REFRESHMENTS	160.45
28/06/2024	104641	COLLEEN CURREY	ART SALES	22.40
26/06/2024	104305	COMMONWEALTH BANK OF AUSTRALIA	COMMBANK IQ COUNCIL IQ INSIGHTS	2,970.00
12/06/2024	103872	COMPUTER WEST	INFORMATION TECHNOLOGY SUPPLIER	109.00
26/06/2024	104349	COMPUTER WEST	INFORMATION TECHNOLOGY SUPPLIER	257.28
12/06/2024	103908	CONSULT DIRECT	CLEANING EQUIPMENT AND SERVICES	618.97
12/06/2024	104073	CORA BIKE RACK PTY LTD	BIKE RACK SERVICES	2,214.35
12/06/2024	103854	CORSIGN WA PTY LTD	SIGNAGE AND TRAFFIC ACCESSORIES	2,961.20
12/06/2024	103984	CR. ANDREW MACNISH	COUNCILLOR PAYMENT	3,088.14
28/06/2024	104647	CR. ANDREW MACNISH	COUNCILLOR PAYMENT	3,676.42
12/06/2024	103935	CR. ANNE RYAN	COUNCILLOR PAYMENT	5,065.45
28/06/2024	104628	CR. ANNE RYAN	COUNCILLOR PAYMENT	5,324.33
12/06/2024	103983	CR. JARROD KENNEDY	COUNCILLOR PAYMENT	3,509.88
28/06/2024	104646	CR. JARROD KENNEDY	COUNCILLOR PAYMENT	3,167.69
12/06/2024	103933	CR. JODIE RICHARDS	COUNCILLOR PAYMENT	3,088.14
28/06/2024	104626	CR. JODIE RICHARDS	COUNCILLOR PAYMENT	2,988.53
12/06/2024	103898	CR. KATHERINE COX	COUNCILLOR PAYMENT	3,088.14
28/06/2024	104611	CR. KATHERINE COX	COUNCILLOR PAYMENT	2,988.53
12/06/2024	103936	CR. MIKAYLA LOVE	COUNCILLOR PAYMENT	3,001.24
28/06/2024	104629	CR. MIKAYLA LOVE	COUNCILLOR PAYMENT	2,858.08
12/06/2024	103900	CR. P CROWIN	COUNCILLOR PAYMENT	12,586.74
28/06/2024	104612	CR. P CROWIN	COUNCILLOR PAYMENT	11,997.14
12/06/2024	103995	CR. RICHARD BEECROFT	COUNCILLOR PAYMENT	3,088.14
28/06/2024	104653	CR. RICHARD BEECROFT	COUNCILLOR PAYMENT	2,988.53
12/06/2024	103987	CR. VALERIE KAIGG	COUNCILLOR PAYMENT	3,602.39
28/06/2024	104648	CR. VALERIE KAIGG	COUNCILLOR PAYMENT	2,988.53
12/06/2024	103825	CRANEFORD PLUMBING PTY LTD	PLUMBING SERVICES	15,471.17
26/06/2024	104287	CRANEFORD PLUMBING PTY LTD	PLUMBING SERVICES	22,582.48
28/06/2024	104582	CRANEFORD PLUMBING PTY LTD	PLUMBING SERVICES	22,586.76
26/06/2024	104488	CREATING COMMUNITIES AUSTRALIA	COMMUNITY ENGAGEMENT	5,000.00
12/06/2024	104067	CROSS SECURITY SERVICES	SECURITY SERVICES	4,110.59
12/06/2024	103887	CS LEGAL - CLOISTERS SQUARE	LEGAL RECOVERY ON RATING DEBTS	22.00
28/06/2024	104604	CS LEGAL - CLOISTERS SQUARE	LEGAL RECOVERY ON RATING DEBTS	239.00
26/06/2024	104403	D THOMPSON	CROSSOVER CONTRIBUTION	337.40
12/06/2024	104016	DA CHRISTIE PTY LTD	PARK FURNITURE SUPPLIER	5,337.09
12/06/2024	103794	DATA 3	COMPUTER SOFTWARE SUPPLIER	2,079.09
19/06/2024	104096	DAVID GOODWIN	STAFF REIMBURSEMENT	148.90
26/06/2024	104503	DAVID GRAY & CO	GARBAGE BINS & PARTS SUPPLIER	2,420.00
28/06/2024	104631	DEBORAH ROBINS	ART SALES	100.00
26/06/2024	104533	DEPARTMENT OF FIRE AND EMERGENCY SERVICES	ANNUAL 2023/2024 ESL CHARGES	309,081.22
12/06/2024	104070	DEPARTMENT OF PREMIER & CABINET	ADVERTISING SERVICES	93.60
26/06/2024	104265	DEPARTMENT OF PREMIER & CABINET STATE LAW PUBLISHER	LEGAL PUBLICATIONS	852.00
12/06/2024	103809	DEPARTMENT OF TRANSPORT	VEHICLE OWNERSHIP SEARCHES	96.80
12/06/2024	103889	DEPT OF COMMUNITIES EDUCATION AND CARE REGULATORY UNIT	ANNUAL SERVICE FEE	852.00
13/06/2024	103791	DEPUTY CHILD SUPPORT REGISTRAR	SALARY DEDUCTIONS	1,591.29
27/06/2024	104129	DEPUTY CHILD SUPPORT REGISTRAR	SALARY DEDUCTIONS	1,591.29
26/06/2024	104393	DONALD CANT WATTS CORKE (WA) PTY LTS	CONSULTANCY SERVICES	42,905.50
12/06/2024	103974	DORAL MINERAL SANDS PTY LTD	LAND LEASE	105.00
19/06/2024	104101	DOROTHY ROBINSON	ART SALES	60.50
12/06/2024	103869	DORSOGNA LIMITED	ICE CREAM AND SMALL GOODS	1,646.30
12/06/2024	103850	DOUTH CONTRACTING	PROPERTY & GARDEN MAINTENANCE	1,189.47
26/06/2024	104323	DOUTH CONTRACTING	PROPERTY & GARDEN MAINTENANCE	11,435.23
28/06/2024	104592	DOUTH CONTRACTING	PROPERTY & GARDEN MAINTENANCE	2,773.10
12/06/2024	104002	DOWN SOUTH WHOLESALE	HOSPITALITY SUPPLIES	165.09
26/06/2024	104486	DOWN SOUTH WHOLESALE	HOSPITALITY SUPPLIES	358.34
12/06/2024	104022	DUNSBOROUGH VOLUNTEER BUSHFIRE BRIGADE	PETTY CASH REIMBURSEMENT	1,040.00
12/06/2024	104040	DUNSBOROUGH & DISTRICT COUNTRY CLUB	GRANT FUNDING	3,300.00
26/06/2024	104548	DUNSBOROUGH & DISTRICTS PROGRESS ASSOC INC.	EVENT SPONSORSHIP	5,000.00
26/06/2024	104344	DUNSBOROUGH COMMUNITY MEN'S SHED	POSSUM BOXES	5,500.00
26/06/2024	104301	DUNSBOROUGH GREENFIELDS COMMUNITY GROUP INC	MEETING ROOM HIRE	615.12
12/06/2024	103831	DUNSBOROUGH HARDWARE & HOME CENTRE	HARDWARE SERVICES	35.65
26/06/2024	104292	DUNSBOROUGH HARDWARE & HOME CENTRE	HARDWARE SERVICES	253.40
28/06/2024	104585	DUNSBOROUGH HARDWARE & HOME CENTRE	HARDWARE SERVICES	102.00
26/06/2024	104559	DUNSBOROUGH OUTDOOR SPORTZ & HIRE	SPORT EQUIPMENT SUPPLIER	162.00
5/06/2024	103780	DUXTON HOTEL	ACCOMMODATION	820.00
12/06/2024	104063	DUXTON HOTEL	ACCOMMODATION	820.00
26/06/2024	104551	DUXTON HOTEL	ACCOMMODATION	205.00
12/06/2024	103833	DYMOCKS - BUSSELTON	LIBRARY RESOURCES	486.27
26/06/2024	104299	DYMOCKS - BUSSELTON	LIBRARY RESOURCES	1,189.77
28/06/2024	104587	DYMOCKS - BUSSELTON	LIBRARY RESOURCES	19.54
5/06/2024	103775	EAGLE BAY VOLUNTEER BUSHFIRE BRIGADE	PETTY CASH REIMBURSEMENT	151.85
12/06/2024	103890	EARTH AND STONE WA	FOOTPATHS MAINTENANCE - BAUDIN DVE & PERON AVE	171,600.00
26/06/2024	104369	EARTH AND STONE WA	FOOTPATHS MAINTENANCE	11,908.05
13/06/2024	103786	EASI PACKAGING	SALARY PACKAGING SERVICE	23,311.45
27/06/2024	104124	EASI PACKAGING	SALARY PACKAGING SERVICE	19,264.51
26/06/2024	104499	ECOSYSTEMS SOLUTIONS	CONSULTANCY SERVICES	1,100.00
12/06/2024	104058	EDUCATIONAL ART SUPPLIES	ART EQUIPMENT SUPPLIES	256.75
28/06/2024	104600	EIS CONTROL PTY LTD	ELECTRICAL SERVICES	2,797.64



LISTING OF PAYMENTS MADE
UNDER DELEGATED AUTHORITY
FOR THE MONTH OF JUNE 2024

CHEQUE PAYMENTS	119993 - 120029	54,340.60
ELECTRONIC TRANSFER PAYMENTS	103754 - 104678	11,237,406.99
TRUST ACCOUNT	EFT# TR000053 - TR000056	43,549.54
PAYROLL	01.06.2024 - 30.06.2024	1,818,877.41
INTERNAL PAYMENT VOUCHERS	DD #5746 - 5783	107,290.87
		13,261,465.41

12/06/2024	103923	ELEMENT ADVISORY PTY LTD	HERITAGE ADVICORY SERVICES	1,650.00
26/06/2024	104410	ELEMENT ADVISORY PTY LTD	HERITAGE ADVICORY SERVICES	37,301.53
26/06/2024	104442	ELITE BUSINESS PERFORMANCE PTY LTD	CONSULTANCY SERVICES	4,358.75
26/06/2024	104479	ELITE OFFICE FURNITURE	OFFICE FURNITURE	2,269.66
19/06/2024	104100	ELITE POOL COVERS PTY LTD	POOL SERVICES	407.00
26/06/2024	104462	ELLENBY TREE FARM PTY LTD	NURSERY SUPPLIES	1,911.80
26/06/2024	104263	ELLIOTTS FILTRATION	IRRIGATION & FILTRATION SERVICES	341.00
12/06/2024	104044	ELLIOTTS SMALL ENGINES	PLANT PURCHASES / SERVICES / PARTS	716.00
26/06/2024	104530	ELLIOTTS SMALL ENGINES	PLANT PURCHASES / SERVICES / PARTS	1,540.70
12/06/2024	104064	EMERGE OFFICE	OFFICE EQUIPMENT SERVICES - PHOTOCOPYING	291.50
28/06/2024	104658	EMMA MEAKES t/as FLUX & FACET PTY LTD	ART SALES	104.30
26/06/2024	104284	ENVIRONEX INTERNATIONAL PTY LTD	POOL CHEMICALS FOR GLC	1,301.97
26/06/2024	104568	EXTERIA	INFRASTRUCTURE SERVICES	15,041.40
26/06/2024	104436	EZRA J WILLIAMS PRO ROOFING WA	ROOFING , ROOF PLUMBING , MAINTENANCE	209.00
12/06/2024	103904	FAIRTEL PTY LTD	TELECOMMUNICATION SERVICES	161.98
26/06/2024	104516	FESTIVAL OF BUSSELTON (INC)	SPONSORSHIP AND OTHER SUPPORT	2,500.00
12/06/2024	103822	FIRE RESCUE SAFETY AUSTRALIA	FIRE SAFETY EQUIPMENT	739.48
26/06/2024	104286	FIRE RESCUE SAFETY AUSTRALIA	FIRE SAFETY EQUIPMENT	2,669.28
26/06/2024	104473	FLEX FITNESS EQUIPMENT	FITNESS EQUIPMENT	3,219.80
26/06/2024	104459	FORPARK AUSTRALIA	PARK FURNITURE SUPPLIER	8,002.50
12/06/2024	104087	FRED ROSE EXCAVATOR HIRE	EARTHMOVING - WASTE FACILITY & ROADWORKS	18,194.00
19/06/2024	104108	FREDERICK COLLETT	STAFF REIMBURSEMENT	370.00
12/06/2024	103866	FRESH AS	REFRESHMENTS	545.65
26/06/2024	104341	FRESH AS	REFRESHMENTS	374.50
12/06/2024	103842	FRONTLINE FIRE & RESCUE EQUIPMENT	EMERGENCY RESPONSE EQUIPMENT	20,063.95
26/06/2024	104312	FRONTLINE FIRE & RESCUE EQUIPMENT	EMERGENCY RESPONSE EQUIPMENT	6,069.80
26/06/2024	104504	FTE ENGINEERING	MAINTENANCE SERVICES	160.60
28/06/2024	104661	FTE ENGINEERING	MAINTENANCE SERVICES	7,183.00
12/06/2024	103917	G EDMUNDS	BJTP REFUND	57.00
28/06/2024	104616	G LAIRD	REFUND DOG REGISTRATION	150.00
28/06/2024	104638	GARY LEE ELECTRICAL	ELECTRICAL SERVICES	21,349.37
12/06/2024	103947	GENERATORS AUSTRALIA PTY LTD	HIRE AND SALES OF EQUIPMENT	2,411.34
26/06/2024	104370	GEO POLISHED CONCRETE	GRIND AND RESEAL CONCRETE	748.00
12/06/2024	103863	GEOBOX PTY LTD	VEHICLE CAMERAS	1,782.80
26/06/2024	104332	GEOGRAPHE COMMUNITY LANDCARE NURSERY	NURSERY SUPPLIES	5,071.06
28/06/2024	104595	GEOGRAPHE COMMUNITY LANDCARE NURSERY	NURSERY SUPPLIES	360.00
12/06/2024	103858	GEOGRAPHE ELECTRICAL & COMMUNICATIONS GEC	ELECTRICAL SERVICES	22,193.04
26/06/2024	104333	GEOGRAPHE ELECTRICAL & COMMUNICATIONS GEC	ELECTRICAL SERVICES	3,588.75
26/06/2024	104570	GEOGRAPHE GALLERY & PICTURE FRAMERS	PICTURE FRAMING SERVICES	266.00
12/06/2024	104074	GEOGRAPHE SAWS AND MOWERS	PLANT PURCHASES / SERVICES / PARTS	397.40
26/06/2024	104561	GEOGRAPHE SAWS AND MOWERS	PLANT PURCHASES / SERVICES / PARTS	4,742.20
12/06/2024	104017	GEOGRAPHE TIMBER & HARDWARE	HARDWARE SUPPLIES	369.75
26/06/2024	104505	GEOGRAPHE TIMBER & HARDWARE	HARDWARE SUPPLIES	929.00
28/06/2024	104663	GEOGRAPHE TIMBER & HARDWARE	HARDWARE SUPPLIES	105.00
26/06/2024	104324	GEOGRAPHE UNDERGROUND SERVICES	UNDERGROUND SERVICES	1,753.40
12/06/2024	103992	GEORGIA ZORIC CERAMICS	ART SALES	108.00
28/06/2024	104652	GEORGIA ZORIC CERAMICS	ART SALES	270.00
26/06/2024	104377	GEOSPREAD	GREEN WASTE MULCHING	146,425.95
12/06/2024	103937	GLOBAL SPILL CONTROL PTY LTD	SPILL, SITE SAFETY & TRAFFIC MANAGEMENT	2,128.34
26/06/2024	104325	GLORIA HILL	WELCOME TO COUNTRY	300.00
26/06/2024	104303	GRANITE NETWORKS PTY LTD	IT SERVICES AND HARDWARE	9,213.38
12/06/2024	104072	GRASSIAS TURF MANAGEMENT	CRICKET PITCH MANAGEMENT SERVICES	605.00
26/06/2024	104560	GRASSIAS TURF MANAGEMENT	CRICKET PITCH MANAGEMENT SERVICES	220.00
28/06/2024	104662	GROCOCK GLASS	GLASS WORK SERVICES	795.00
12/06/2024	103861	GT FABRICATION	WELDING SERVICES	8,250.00
26/06/2024	104327	GUARDIAN FIRST AID & FIRE	SAFETY SUPPLIES	2,012.62
28/06/2024	104593	GUARDIAN FIRST AID & FIRE	SAFETY SUPPLIES	754.60
26/06/2024	104480	H&H ARCHITECTS	DESIGN REVIEW PANEL MEMBER	260.00
28/06/2024	104580	HALIFAX CRANE HIRE PTY LTD	CRANE HIRE	3,531.00
26/06/2024	104353	HANCOCK MEMORIALS	MEMORIAL PLAQUES SUPPLIER	20,528.00
12/06/2024	104024	HANSON CONST. MATERIALS PTY LTD	CONCRETE SERVICES	5,745.85
26/06/2024	104359	HARBECKS TRANSPORT	SAND AND GRAVEL SUPPLIES - NORTH JINDONG RD, BSN TRANSFER STATION	139,510.80
12/06/2024	103945	HARCHER	HOSPITALITY EQUIPMENT SUPPLIER	4,125.95
26/06/2024	104428	HARCHER	HOSPITALITY EQUIPMENT SUPPLIER	5,823.20
12/06/2024	103796	HARLEY DYKSTRA	CONTOUR SURVEY REPORT	1,093.13
26/06/2024	104464	HART SPORT	SPORTING PRODUCTS	783.60
26/06/2024	104454	HARVEY NORMAN AV/IT BUSSELTON	COMPUTER AND ELECTRICAL	997.00
12/06/2024	103988	HATCH PTY LTD	URBAN DESIGN AND PLANNING	4,297.07
12/06/2024	104003	HILTON GARDEN INN BUSSELTON	ACCOMMODATION	365.00
26/06/2024	104489	HILTON GARDEN INN BUSSELTON	ACCOMMODATION	118.00
12/06/2024	104086	HIP POCKET WORK WEAR AND SAFETY	UNIFORMS & PROTECTIVE CLOTHING	3,363.28
26/06/2024	104572	HIP POCKET WORK WEAR AND SAFETY	UNIFORMS & PROTECTIVE CLOTHING	4,189.14
28/06/2024	104677	HIP POCKET WORK WEAR AND SAFETY	UNIFORMS & PROTECTIVE CLOTHING	435.78
26/06/2024	104310	HOCKING HERITAGE AND ARCHITECTURE	HERITAGE ADVICORY SERVICES	6,787.00
5/06/2024	103754	HOLCIM (AUSTRALIA) PTY LTD	CONCRETE SERVICES	1,172.60
12/06/2024	103811	HOLCIM (AUSTRALIA) PTY LTD	CONCRETE SERVICES	1,126.40
12/06/2024	104026	HOLCIM (AUSTRALIA) PTY LTD	CONCRETE SERVICES	16,467.00
26/06/2024	104278	HOLCIM (AUSTRALIA) PTY LTD	CONCRETE SERVICES	1,202.30
26/06/2024	104510	HOLCIM (AUSTRALIA) PTY LTD	CONCRETE SERVICES	26,198.70
19/06/2024	104104	ICAM AUSTRALIA PTY LTD	TRAINING SERVICES	624.05
26/06/2024	104443	ICAM AUSTRALIA PTY LTD	TRAINING SERVICES	5,500.00
12/06/2024	103881	ILLION AUSTRALIA PTY LTD	TENDER ADVERTISING AND MANAGEMENT	61.25
19/06/2024	104106	ILZE DU PLESSIS	STAFF REIMBURSEMENT	69.50
26/06/2024	104357	INDUSTRIAL AUTOMATION GROUP PTY LTD	STANDPIPE CONTROLLERS	30,495.30
26/06/2024	104465	INNOVATION CLUSTER	INNOVATION TRAINING&ND EVENTS	5,500.00
12/06/2024	103931	INTELLITRAC	GPS TRACKING DEVICES	673.20



LISTING OF PAYMENTS MADE
UNDER DELEGATED AUTHORITY
FOR THE MONTH OF JUNE 2024

CHEQUE PAYMENTS	119993 - 120029	54,340.60
ELECTRONIC TRANSFER PAYMENTS	103754 - 104678	11,237,406.99
TRUST ACCOUNT	EFT# TR000053 - TR000056	43,549.54
PAYROLL	01.06.2024 - 30.06.2024	1,818,877.41
INTERNAL PAYMENT VOUCHERS	DD #5746 - 5783	107,290.87
		13,261,465.41

12/06/2024	104048	IPWEA (INSTITUTE OF PUBLIC WORKS ENGINEERING)	MEMBERSHIP	1,567.50
19/06/2024	104113	IPWEA WA	TRAINING SERVICES	330.00
26/06/2024	104375	IW PROJECTS PTY LTD	WASTE MANAGEMENT CONSULTANTS	962.50
26/06/2024	104397	J & M PRIEST	CROSSOVER CONTRIBUTION	303.50
26/06/2024	104394	J DIEDRICHS	GLC REFUNDS	368.34
26/06/2024	104549	JACK IN THE BOX CORPORATION PTY LTD	MARKETING SERVICES	528.00
12/06/2024	103834	JACKSON MCDONALD	LEGAL SERVICES	849.39
19/06/2024	104093	JACQUELINE HAPP	STAFF REIMBURSEMENT	402.97
26/06/2024	104291	JACQUELINE HAPP	STAFF REIMBURSEMENT	152.20
12/06/2024	103894	JAMES BENNETT	SPECIALIST LIBRARY RESOURCES	153.87
26/06/2024	104374	JAMES BENNETT	SPECIALIST LIBRARY RESOURCES	1,685.38
12/06/2024	103870	JAN ROBERTS	ART SALES	16.00
12/06/2024	103946	JANI MURPHY PTY LTD	TRAINING SERVICES	3,245.00
26/06/2024	104429	JANI MURPHY PTY LTD	TRAINING SERVICES	3,245.00
12/06/2024	103806	JANINA GREENWOOD	STAFF REIMBURSEMENT	491.44
26/06/2024	104506	JASON SIGNMAKERS	SIGNAGE SUPPLIES	1,644.79
26/06/2024	104395	JD VAN BUREN	RATE REFUND	1,478.43
12/06/2024	103871	JDM EARTHWORKS	STONERWORK SERVICES	26,279.00
26/06/2024	104348	JDM EARTHWORKS	STONERWORK SERVICES	3,960.00
5/06/2024	103783	JENNIFER ANNE MAY	STAFF REIMBURSEMENT	137.55
12/06/2024	103859	JENNIFER BROWN	ART SALES	76.00
28/06/2024	104596	JENNIFER BROWN	ART SALES	16.00
12/06/2024	104090	JENNIFER MAY	STAFF REIMBURSEMENT	46.16
26/06/2024	104444	JENNIFER WINSLOW	ART JOURNALLING CLASS	250.00
26/06/2024	104493	JESSICA GREEN PTY LTD	NUTRITION WORKSHOPS	3,990.00
5/06/2024	103770	JESSICA WATTS	STAFF REIMBURSEMENT	60.50
28/06/2024	104639	JETSTAR AIRWAYS PTY LIMITED	PASSENGER FLIGHT SERVICES	527,033.00
12/06/2024	103892	JIGSAW SIGNS & PRINT	SIGNAGE SERVICES	363.00
26/06/2024	104373	JIGSAW SIGNS & PRINT	SIGNAGE SERVICES	10,187.20
26/06/2024	104300	JIMS FIRST	HARDWARE SUPPLIES	126.90
13/06/2024	103787	JMW REAL ESTATE	T NOTTLE RENT	1,900.00
27/06/2024	104125	JMW REAL ESTATE	T NOTTLE RENT	1,900.00
12/06/2024	103965	JODIE WOODS	STAFF REIMBURSEMENT	44.00
12/06/2024	104084	JUICE PRINT	PRINTING SERVICES	49.50
26/06/2024	104405	K & W ISARD	CROSSOVER CONTRIBUTION	207.90
12/06/2024	103820	KADAM KINETICS	WELLNESS SERVICES	1,848.00
26/06/2024	104285	KADAM KINETICS	WELLNESS SERVICES	924.00
12/06/2024	104055	KALOORUP BUSHFIRE BRIGADE	PETTY CASH REIMBURSEMENT	301.00
26/06/2024	104542	KALOORUP BUSHFIRE BRIGADE	PETTY CASH REIMBURSEMENT	2,400.54
12/06/2024	103838	KAREN BOX	STAFF REIMBURSEMENT	65.18
19/06/2024	104092	KATE WILLOTT	STAFF REIMBURSEMENT	144.40
12/06/2024	104019	KD POWER & CO	MAINTENANCE SERVICES	25.00
12/06/2024	104005	KELLIE WOODCOE-BRYANT	STAFF REIMBURSEMENT	352.60
26/06/2024	104273	KERRY HILL ARCHITECTS	ARCHITECTURAL SERVICES	59,526.45
28/06/2024	104637	KEVIN BOWSER	STAFF REIMBURSEMENT	62.60
26/06/2024	104527	KINGS PARK MOTEL	ACCOMMODATION	510.00
5/06/2024	103760	KITCHEN TAKEOVERS	CATERING	686.40
12/06/2024	103864	KITCHEN TAKEOVERS	CATERING	1,124.20
26/06/2024	104338	KITCHEN TAKEOVERS	CATERING	180.00
12/06/2024	104046	KLEENHEAT GAS	GAS SERVICES	2,695.62
19/06/2024	104097	KMART BUSSELTON	RETAIL HOME WARES	1,537.10
12/06/2024	103967	KOMATSU AUSTRALIA	VEHICLE PURCHASE AND PARTS	156.02
26/06/2024	104452	KOMATSU AUSTRALIA	VEHICLE PURCHASE AND PARTS	1,308.54
28/06/2024	104649	KPMG AUSTRALIA	AIRPORT TERMINAL EXPANSION BUSINESS CASE	178,467.30
12/06/2024	103919	KW BATES	RATE REFUND	57.13
19/06/2024	104109	KWIK KOFFEE IP MANAGEMENT	CATERING	500.00
12/06/2024	103916	L CHAMBERS	REFUND DOG REGISTRATION	150.00
26/06/2024	104483	LA TROBE UNIVERSITY	TUITION	2,236.00
12/06/2024	103996	LAKE PRESTON LIME	LIMESTONE ROADBASE	10,443.68
12/06/2024	103956	LAND & WATER CONSULTING	AUDIT SERVICES	1,100.00
12/06/2024	104027	LANDGATE (VALUER GENERAL'S OFFICE)	LAND VALUATIONS	167.56
26/06/2024	104513	LANDGATE (VALUER GENERAL'S OFFICE)	LAND VALUATIONS	8,462.47
12/06/2024	104023	LANDGATE CUSTOMER ACCOUNT	LAND INFORMATION AND TITLE SEARCHES	36,708.60
12/06/2024	103808	LANDMARK PRODUCTS LTD	VASSE TOILET BLOCK	28,474.88
26/06/2024	104458	LAUNDRY INVESTMENTS INVESTMENTS	DRYCLEANING AND LINEN HIRE SERVICES	116.40
12/06/2024	103926	LAWRENCE & HANSON	ELECTRICAL/PROTECTIVE CLOTHING SUPPLIES	3,729.80
12/06/2024	103960	LD TOTAL	LANDSCAPING SERVICES	15,935.58
26/06/2024	104445	LD TOTAL	LANDSCAPING SERVICES	17,249.11
26/06/2024	104267	LEEUWIN CIVIL PTY LTD	SHOULDER WIDENING & RESEAL JALBARRAGUP RD	111,501.50
26/06/2024	104558	LEEUWIN TRANSPORT	COURIER SERVICES	2,369.40
5/06/2024	103761	LFA FIRST RESPONSE PTY LTD	FIRST AID KITS	1,066.24
26/06/2024	104339	LFA FIRST RESPONSE PTY LTD	FIRST AID KITS	2,172.46
26/06/2024	104295	LG CONNECT PTY LTD	BUSINESS SYSTEM CONSULTING SERVICES	990.00
12/06/2024	103851	LGISWA	WORKER COMPENSATION SERVICES	500.00
26/06/2024	104326	LGISWA	WORKER COMPENSATION SERVICES	46,263.80
19/06/2024	104103	LIAM JACKSON	EQUIPMENT HIRE - COMMONAGE RD, WILDWOOD RD, PRESTWICK RD	23,680.25
26/06/2024	104438	LIAM JACKSON	EQUIPMENT HIRE	3,060.00
28/06/2024	104634	LIAM JACKSON	EQUIPMENT HIRE	5,148.00
12/06/2024	103940	LIBERTY OIL AUSTRALIA PTY LTD	FUEL AND LUBRICANTS	20,335.84
19/06/2024	104099	LIBERTY OIL AUSTRALIA PTY LTD	FUEL AND LUBRICANTS	5,370.20
28/06/2024	104598	LIGHT APPLICATION PTY LTD	FUNCTIONAL LIGHTING SOFTWARE UPGRADE	13,966.11
12/06/2024	103993	LINDA WILLING	ADULT AND CHILDRENS APRONS	280.00
26/06/2024	104575	LOCAL GOVERNMENT PROFESSIONALS AUSTRALIA (WA DIVISION)	TRAINING SERVICES	3,000.00
12/06/2024	103901	LOCK AROUND THE CLOCK	SECURITY SERVICES	1,001.80
26/06/2024	104308	LOTEX FILTER CLEANING SERVICE	PLANT FILTER CLEANING SERVICE	634.52
26/06/2024	104472	LYPEA PTY LTD	PLAYGROUND EQUIPMENT SUPPLY AND INSTALL	14,503.29



LISTING OF PAYMENTS MADE
UNDER DELEGATED AUTHORITY
FOR THE MONTH OF JUNE 2024

CHEQUE PAYMENTS	119993 - 120029	54,340.60
ELECTRONIC TRANSFER PAYMENTS	103754 - 104678	11,237,406.99
TRUST ACCOUNT	EFT# TR000053 - TR000056	43,549.54
PAYROLL	01.06.2024 - 30.06.2024	1,818,877.41
INTERNAL PAYMENT VOUCHERS	DD #5746 - 5783	107,290.87
		13,261,465.41

26/06/2024	104396	M & T PANNETT	CROSSOVER CONTRIBUTION	237.90
28/06/2024	104615	M PESCHEL	REFUND DOG REGISTRATION	30.00
26/06/2024	104322	MACHINERY WEST PTY LTD	MACHINERY SERVICE AND PARTS	642.59
26/06/2024	104564	MACKAY URBANDESIGN	DESIGN REVIEW PANEL MEMBER	260.00
12/06/2024	104085	MAIA FINANCIAL	LEASING PAYMENTS	9,341.38
12/06/2024	103924	MAKO SERVICES	PALLET TROLLEY	1,624.37
12/06/2024	103951	MALATESTA ROAD PAVING & HOTMIX	ROAD HOTMIX - THORNBILL CRT, BAUDIN AVE, STRELLY STREET	154,491.70
26/06/2024	104434	MALATESTA ROAD PAVING & HOTMIX	ROAD HOTMIX / PAVING SERVICES	16,967.80
28/06/2024	104632	MALATESTA ROAD PAVING & HOTMIX	ROAD HOTMIX / PAVING SERVICES	2,400.00
12/06/2024	104059	MALCOLM THOMPSON PUMPS	PUMP SERVICES	8,265.40
26/06/2024	104477	MALTIQ PTY LTD (MALTIQ)	BUSINESS CONTINUITY PLAN	5,313.00
12/06/2024	103982	MANGLESII CONTRACTING	LANDSCAPING SERVICES	4,992.15
12/06/2024	103942	MARAS CARPENTRY	BUILDING MAINTENANCE SERVICES	23,000.40
26/06/2024	104424	MARAS CARPENTRY	BUILDING MAINTENANCE SERVICES	23,000.40
12/06/2024	103824	MARGARET PARKE	ART SALES	70.40
12/06/2024	103836	MARGARET RIVER BUSSELTON TOURISM ASSOCIATION	CONTRIBUTION TOWARDS COSTS	4,911.73
12/06/2024	103827	MARGARET RIVER FENCING	MAINTENANCE SERVICES	550.00
26/06/2024	104288	MARGARET RIVER FENCING	MAINTENANCE SERVICES	10,180.50
28/06/2024	104583	MARGARET RIVER FENCING	MAINTENANCE SERVICES	5,324.00
12/06/2024	103966	MARGARET RIVER ORGANIC FARMER	COMMUNITY SUSTAINABILITY EDUCATION	6,440.50
26/06/2024	104421	MARKET CREATIONS AGENCY	WEBSITE DEVELOPMENT	14,226.30
26/06/2024	104476	MARRIOTT TREE EQUIPMENT P/L	TREE CARE MACHINERY	78,858.60
12/06/2024	103852	MARTINE PERRET	ART SALES	27.93
12/06/2024	104001	MARY CRAIGIE	BIO DIVERSITY RATE REBATE	2,256.19
12/06/2024	103823	MARY EVERUSS	STAFF REIMBURSEMENT	139.00
12/06/2024	104008	MATT DU PLESSIS	STAFF REIMBURSEMENT	206.57
28/06/2024	104576	MATTHEW TWYMAN	STAFF REIMBURSEMENT	48.50
12/06/2024	103925	MAYDAY SERVICES	EQUIPMENT HIRE	26,455.00
26/06/2024	104411	MAYDAY SERVICES	EQUIPMENT HIRE	29,793.50
28/06/2024	104620	MAYDAY SERVICES	EQUIPMENT HIRE	11,808.50
26/06/2024	104451	MB TRAFFIC PLANNING & MANAGEMENT	TRAFFIC MANAGEMENT CONSULTANCY	808.50
5/06/2024	103782	MCGREGOR WJ & J	MANAGEMENT BUSSELTON JETTY TOURIST PARK	49,913.20
26/06/2024	104569	MCGREGOR WJ & J	MANAGEMENT BUSSELTON JETTY TOURIST PARK	49,913.20
12/06/2024	103819	MCLEODS BARRISTERS & SOLICITORS	LEGAL SERVICES	26,055.40
12/06/2024	103958	MDH LIQUID WASTE	LIQUID WASTE SERVICES	729.10
12/06/2024	103895	MDM ENTERTAINMENT PTY LTD	DVD AND CD SUPPLY TO LIBRARY	743.15
26/06/2024	104376	MDM ENTERTAINMENT PTY LTD	DVD AND CD SUPPLY TO LIBRARY	40.70
28/06/2024	104610	MDM ENTERTAINMENT PTY LTD	DVD AND CD SUPPLY TO LIBRARY	1,209.34
26/06/2024	104271	MEDELECT	DEFIBRILLATOR MAINTENANCE	836.00
5/06/2024	103772	MEGAN PICKER	STAFF REIMBURSEMENT	141.91
12/06/2024	103943	MENS SHED BUSSELTON INC	POSSUM BOXES	4,080.00
26/06/2024	104319	MERCER CONSULTING (AUSTRALIA) PTY LTD	CLASSIFICATION AND RENUMERATION ADVICE	27,500.00
12/06/2024	103971	MERLE DAVIS	ART SALES	77.00
28/06/2024	104643	MERLE DAVIS	ART SALES	175.00
12/06/2024	103911	MESSAGE4U PTY LTD	BULK BUSINESS SMS	134.20
19/06/2024	104091	MICHELLE SHERWOOD	STAFF REIMBURSEMENT	38.10
12/06/2024	103978	MIRANDA FREE	ART SALES	14.40
12/06/2024	104061	MODERN TEACHING AIDS PTY LTD	LIBRARY RESOURCES	489.56
19/06/2024	104107	MOUNTNEY FAMILY NOMINEES P/L	REIMBURSEMENT RETICULATION REPAIRS	2,149.73
12/06/2024	103903	MUIR FORD BUSSELTON	VEHICLE MAINTENANCE	423.12
26/06/2024	104386	MUIR FORD BUSSELTON	VEHICLE MAINTENANCE	41,000.52
26/06/2024	104297	MULLOWAY STUDIO PTY LTD	INTERPRETATION DESIGN AND CONSULTANCY	596.75
28/06/2024	104656	MUSA AGRI OSMAN	ART SALES	210.70
12/06/2024	103828	NALDA HOSKINS	ART SALES	555.20
28/06/2024	104584	NALDA HOSKINS	ART SALES	195.20
26/06/2024	104302	NATURALISTE GLASS PTY LTD	GLASS REPAIRS AND MANUFACTURE	668.06
12/06/2024	103841	NATURALISTE HYGIENE SERVICES	HYGIENE SERVICES	990.00
26/06/2024	104311	NATURALISTE HYGIENE SERVICES	HYGIENE SERVICES	455.00
12/06/2024	103876	NATURALISTE TURF	TURF MAINTENANCE SERVICES	9,290.60
26/06/2024	104354	NATURALISTE TURF	TURF MAINTENANCE SERVICES	9,290.60
12/06/2024	103882	NEW IMAGE LANDSCAPING AND MAINTENANCE	LANDSCAPE MAINTENANCE	11,434.50
26/06/2024	104360	NEW IMAGE LANDSCAPING AND MAINTENANCE	LANDSCAPE MAINTENANCE	19,989.74
28/06/2024	104602	NEW IMAGE LANDSCAPING AND MAINTENANCE	LANDSCAPE MAINTENANCE	7,040.00
12/06/2024	103915	NEWGROUND DESIGN SERVICES PTY LTD	DESIGN SERVICES	848.93
26/06/2024	104391	NEWGROUND DESIGN SERVICES PTY LTD	DESIGN SERVICES	4,027.18
12/06/2024	104021	NICHOLLS MACHINERY	PLANT PURCHASES / SERVICES / PARTS	174.00
26/06/2024	104509	NICHOLLS MACHINERY	PLANT PURCHASES / SERVICES / PARTS	2,157.74
28/06/2024	104665	NICHOLLS MACHINERY	PLANT PURCHASES / SERVICES / PARTS	289.00
26/06/2024	104356	NIGHTLIFE MUSIC PTY LTD	MUSIC AND VIDEO SUBSCRIPTION SERVICES	413.92
12/06/2024	104004	NOAH SCOTT-MCDONALD	STAFF REIMBURSEMENT	62.41
26/06/2024	104555	NOISE & VIBRATION SYSTEMS PTY LTD	NOISE LEVEL ANALYSER SUPPLIER	4,242.70
12/06/2024	103970	NOVOTEL PERTH MURRAY STREET	ACCOMMODATION	487.05
12/06/2024	103959	NUTS ABOUT NATIVES	SUPPLY OF NATIVE PLANT STOCK	1,100.00
26/06/2024	104404	O FAIRHEAD	CROSSOVER CONTRIBUTION	303.50
12/06/2024	103868	OFFICEWORKS	OFFICE EQUIPMENT SERVICES	114.70
26/06/2024	104343	OFFICEWORKS	OFFICE EQUIPMENT SERVICES	412.39
12/06/2024	104006	OLIVIA POLLER	STAFF REIMBURSEMENT	102.70
28/06/2024	104630	OMNICOM MEDIA GROUP AUSTRALIA PTY LTD	MEDIA AND ADVERTISING SERVICES	1,028.36
5/06/2024	103755	OPTUS BILLING SERVICES PTY LTD	FIXED INTERNET ACCESS	2,500.00
12/06/2024	103830	OPTUS BILLING SERVICES PTY LTD	FIXED INTERNET ACCESS	582.20
12/06/2024	103949	ORACLE CUSTOMER MANAGEMENT SOLUTIONS PTY LTD	AFTER HOURS RECEPTION	2,159.65
26/06/2024	104430	ORACLE CUSTOMER MANAGEMENT SOLUTIONS PTY LTD	AFTER HOURS RECEPTION	1,807.36
12/06/2024	103944	ORANA CONCRETE PTY LTD	CONCRETE SERVICES - PERON AVE	101,123.00
26/06/2024	104426	ORANA CONCRETE PTY LTD	CONCRETE SERVICES	32,670.00
26/06/2024	104293	OSCAR NEGUS	BUSHFIRE OFFICER HONORARIUM	232.75
26/06/2024	104518	OTIS ELEVATOR COMPANY PTY LTD	ELEVATOR SERVICES	5,571.92



LISTING OF PAYMENTS MADE
UNDER DELEGATED AUTHORITY
FOR THE MONTH OF JUNE 2024

CHEQUE PAYMENTS	119993 - 120029	54,340.60
ELECTRONIC TRANSFER PAYMENTS	103754 - 104678	11,237,406.99
TRUST ACCOUNT	EFT# TR000053 - TR000056	43,549.54
PAYROLL	01.06.2024 - 30.06.2024	1,818,877.41
INTERNAL PAYMENT VOUCHERS	DD #5746 - 5783	107,290.87
		13,261,465.41

28/06/2024	104618	P & J BEVERIDGE	BJTP REFUND	44.00
12/06/2024	103918	P BRANDWOOD & C LAWSON	RATE REFUND	2,412.00
28/06/2024	104650	PATRICIA WATERS	ART SALES	269.50
28/06/2024	104609	PAUL SHERIDAN	STAFF REIMBURSEMENT	228.42
5/06/2024	103759	PAULINE VUKELIC	GIFT FOR MAYOR OF HIROSHIMA	111.30
12/06/2024	104029	PENDREY AGENCIES P/L	CHEMICAL/RURAL SUPPLIES	544.91
12/06/2024	103800	PEOPLE SENSE PTY LTD	EMPLOYEE ASSISTANCE PROGRAM	5,177.70
26/06/2024	104269	PEOPLE SENSE PTY LTD	EMPLOYEE ASSISTANCE PROGRAM	2,612.50
5/06/2024	103762	PERTH MINT	CITIZENSHIP COINS	264.00
28/06/2024	104614	PETER EVANS	ART SALES	52.50
26/06/2024	104268	PETER STARK	BUSHFIRE OFFICER HONORARIUM	464.50
12/06/2024	103948	PETTIT NOMINEES PTY LTD	MAINTENANCE SERVICES	489.50
12/06/2024	104088	PFD FOOD SERVICES PTY LTD	GLC KIOSK PURCHASES	1,183.60
26/06/2024	104573	PFD FOOD SERVICES PTY LTD	GLC KIOSK PURCHASES	264.60
28/06/2024	104678	PFD FOOD SERVICES PTY LTD	GLC KIOSK PURCHASES	849.70
26/06/2024	104492	PFI SUPPLIES	CLEANING PRODUCTS	553.50
5/06/2024	103765	PHOEBE TUCKER	STAFF REIMBURSEMENT	370.00
12/06/2024	103804	PHOENIX FOUNDRY PTY LTD	MEMORIAL PLAQUES SUPPLIER	827.20
26/06/2024	104274	PHOENIX FOUNDRY PTY LTD	MEMORIAL PLAQUES SUPPLIER	704.00
28/06/2024	104578	PHOENIX FOUNDRY PTY LTD	MEMORIAL PLAQUES SUPPLIER	211.20
12/06/2024	104010	PK COURIERS	COURIER SERVICES	720.50
26/06/2024	104337	PLAN E	LANDSCAPE ARCHITECTURE	1,540.00
12/06/2024	104079	PLANNING INSTITUTE OF AUSTRALIA INC	TRAINING SERVICES	670.00
26/06/2024	104565	PLANNING INSTITUTE OF AUSTRALIA INC	TRAINING SERVICES	1,195.00
5/06/2024	103763	POWER MEDICAL CENTRE	PRE EMPLOYMENT MEDICAL	954.00
12/06/2024	103883	POWER MEDICAL CENTRE	PRE EMPLOYMENT MEDICAL	478.50
26/06/2024	104361	POWER MEDICAL CENTRE	PRE EMPLOYMENT MEDICAL	478.50
12/06/2024	103847	PVR INDUSTRIAL PTY LTD	INDUSTRIAL PUMP REPAIRS	10,942.20
26/06/2024	104317	PVR INDUSTRIAL PTY LTD	INDUSTRIAL PUMP REPAIRS	12,590.99
12/06/2024	103921	Q & Z GROUP PTY LTD	BOND REFUND	1,155.00
26/06/2024	104491	QMI TILE AND STONE	TILE SUPPLY AND INSTALLATION	4,746.95
28/06/2024	104619	R & A RIDOLFI	BJTP REFUND	7.00
26/06/2024	104406	R LAMBERT & S LINES	CROSSOVER CONTRIBUTION	237.90
12/06/2024	103999	RACHEL CLEYBERGH-DACRE	ART SALES	14.00
28/06/2024	104657	RACHEL CLEYBERGH-DACRE	ART SALES	84.00
12/06/2024	103964	RADIANCE NETWORK SOUTHWEST INC	DONATION	9,405.00
28/06/2024	104606	REBECCA KING	STAFF REIMBURSEMENT	150.00
26/06/2024	104490	RECONNECT TO NATURE	WORKSHOP FACILITATION	1,617.00
26/06/2024	104563	REFACE INDUSTRIES PTY LTD	LIBRARY RESOURCES	1,063.84
12/06/2024	103976	REGIONAL AIRPORT MANAGEMENT SERVICES PTY LTD	AIRPORT MATTERS	9,900.00
19/06/2024	104094	RENDEZVOUS HOTEL PERTH SCARBOROUGH	ACCOMMODATION	239.20
12/06/2024	104037	REPCO AUTO PARTS	PLANT PURCHASES / SERVICES / PARTS	1,011.12
26/06/2024	104523	REPCO AUTO PARTS	PLANT PURCHASES / SERVICES / PARTS	1,161.33
26/06/2024	104456	RJ STRUCTURAL	STRUCTURAL ENGINEERING	536.25
12/06/2024	104081	RMS (AUST) PTY LTD	SOFTWARE SERVICES	168.03
26/06/2024	104321	ROBERT'S TILT TRAY & HIAB SERVICE	FREIGHT	539.00
26/06/2024	104481	ROBOWASH PTY LTD	INDUSTRIAL PARTS CLEANING EQUIPMENT	935.00
12/06/2024	104033	ROD'S AUTO ELECTRICS	AUTO ELECTRICAL SERVICES	1,263.39
19/06/2024	104119	ROD'S AUTO ELECTRICS	AUTO ELECTRICAL SERVICES	1,031.38
26/06/2024	104517	ROD'S AUTO ELECTRICS	AUTO ELECTRICAL SERVICES	830.00
26/06/2024	104471	ROLLER PARTS AUSTRALIA PTY LTD	FABRICATION AND SPARE PARTS - 4 X COMPACTOR ROLLER WHEELS	145,200.00
12/06/2024	103855	RUTH BROOKS	ART SALES	24.00
28/06/2024	104594	RUTH BROOKS	ART SALES	16.00
12/06/2024	104075	SAFE & SURE SECURITY PTY LTD	SECURITY SERVICES - ALARM OCCURANCE	4,650.80
12/06/2024	103818	SAFE FIRST TRAINING	STAFF TRAINING	55.00
26/06/2024	104282	SAFE FIRST TRAINING	STAFF TRAINING	378.00
26/06/2024	104409	SAFETY WORLD PTY LTD	SAFETY PRODUCTS	143.00
12/06/2024	103912	SANDRA WALKER	ART SALES	37.60
12/06/2024	103950	SAPIO PTY LTD	SECURITY INSTALLATIONS AMD MAINTENANCE	14,766.41
26/06/2024	104431	SAPIO PTY LTD	SECURITY INSTALLATIONS AMD MAINTENANCE	40,766.15
12/06/2024	103795	SARAH PIERSON	STAFF REIMBURSEMENT	84.72
28/06/2024	104621	SAUNDERS HIRE	HIRE OF PLANT AND MACHINERY	11,374.00
26/06/2024	104367	SCANDINAVIAN INVESTMENTS T/AS GC SALES WA	PLANT PURCHASES / SERVICES / PARTS	171.60
12/06/2024	103821	SCOPE BUSINESS IMAGING	ELECTRONIC EQUIPMENT	2,116.28
12/06/2024	103877	SEA CHANGE NEWS	STATIONERY AND OFFICE SUPPLIES	225.89
12/06/2024	103862	SECURUS	SECURITY SYSTEMS SUPPLY AND MONITERING	1,483.63
26/06/2024	104335	SECURUS	SECURITY SYSTEMS SUPPLY AND MONITERING	1,039.84
12/06/2024	103941	SEEK LIMITED	ADVERTISING SERVICES	401.50
26/06/2024	104423	SEEK LIMITED	ADVERTISING SERVICES	1,397.00
26/06/2024	104484	SEGRA FOUNDATION LIMITED	REGIONAL & ECONOMIC DEVELOPMENT SUMMIT	22,000.00
5/06/2024	103758	SERVICE EQ	ECONOMIC DEVELOPMENT STRATEGY SERVICES	10,500.00
26/06/2024	104294	SERVICES AUSTRALIA	CHARGES FOR CENTREPAY FACILITY	139.59
19/06/2024	104102	SHARON CUSTERS	STAFF REIMBURSEMENT	275.30
26/06/2024	104437	SHARON CUSTERS	STAFF REIMBURSEMENT	201.00
12/06/2024	104083	SHARON WILLIAMS	ART SALES	72.00
28/06/2024	104676	SHARON WILLIAMS	ART SALES	72.00
26/06/2024	104571	SHORE COASTAL PTY LTD	COASTAL CONSULTANCY SERVICES	28,571.40
12/06/2024	103938	SHOREWATER MARINE PTY LTD	MARINE ASSET MAINTENANACE	56,123.30
26/06/2024	104422	SHOREWATER MARINE PTY LTD	MARINE ASSET MAINTENANACE - PORT GEOGRAPHE GUARDRAIL WORKS	69,381.18
12/06/2024	103975	SIGMA CHEMICALS	CHEMICAL SUPPLIER	600.60
12/06/2024	103957	SIGNS & LINES	DIGITAL ENTRY STATEMENT BILLBOARD	5,651.27
12/06/2024	103927	SITEIMPROVE	WEBSITE MANAGEMENT & MANAGEMENT SOFTWARE	7,043.73
12/06/2024	103899	SKIDATA AUSTRALASIA	CARPARK EQUIPMENT	1,875.50
26/06/2024	104368	SLIMLINE WAREHOUSE	DISPLAY MATERIALS	635.77
12/06/2024	103906	SOS OFFICE EQUIPMENT	OFFICE EQUIPMENT SERVICES	2,598.08
26/06/2024	104320	SOUTH REGIONAL TAFE	EDUCATION & TRAINING	1,342.25



LISTING OF PAYMENTS MADE
UNDER DELEGATED AUTHORITY
FOR THE MONTH OF JUNE 2024

CHEQUE PAYMENTS	119993 - 120029	54,340.60
ELECTRONIC TRANSFER PAYMENTS	103754 - 104678	11,237,406.99
TRUST ACCOUNT	EFT# TR000053 - TR000056	43,549.54
PAYROLL	01.06.2024 - 30.06.2024	1,818,877.41
INTERNAL PAYMENT VOUCHERS	DD #5746 - 5783	107,290.87
		13,261,465.41

12/06/2024	103954	SOUTH WEST CLEANING	BBQ CLEANING	2,203.08
12/06/2024	104035	SOUTH WEST ISUZU	PLANT PURCHASES / SERVICES / PARTS	1,289.49
26/06/2024	104520	SOUTH WEST ISUZU	PLANT PURCHASES / SERVICES / PARTS	3,021.37
26/06/2024	104511	SOUTH WEST MACHINING CENTRE	PLANT MAINTENANCE SERVICES	572.00
12/06/2024	103885	SOUTH WEST OFFICE NATIONAL	STATIONERY	2,614.46
26/06/2024	104362	SOUTH WEST OFFICE NATIONAL	STATIONERY	1,912.16
28/06/2024	104603	SOUTH WEST OFFICE NATIONAL	STATIONERY	186.57
12/06/2024	103826	SOUTH WEST PRINTING & PUBLISHING	ADVERTISING SERVICES	220.00
12/06/2024	104025	SOUTH WEST STEEL PRODUCTS	STEEL PRODUCTS SUPPLIER	123.00
28/06/2024	104666	SOUTH WEST STEEL PRODUCTS	STEEL PRODUCTS SUPPLIER	435.43
26/06/2024	104336	SOUTHERN ATU SERVICES PTY LTD	WASTE MANAGEMENT SERVICES	1,537.80
12/06/2024	103857	SOUTHERN CROSS AUSTRERO	ADVERTISING SERVICES	1,654.40
12/06/2024	103878	SOUTHERN HABITAT NURSERY	NURSERY SUPPLIES	8,085.00
12/06/2024	104054	SOUTHERN MACHINING & MAINTENANCE	PLANT MAINTENANCE SERVICES	829.84
12/06/2024	103961	SOUTHWEST TYRE SERVICE	PLANT TYRE SUPPLIER / REPAIRER	2,954.00
26/06/2024	104446	SOUTHWEST TYRE SERVICE	PLANT TYRE SUPPLIER / REPAIRER	23,535.00
26/06/2024	104536	SOUTHWEST TYRE SERVICE	PLANT TYRE SUPPLIER / REPAIRER	100.00
28/06/2024	104640	SOUTHWEST TYRE SERVICE	PLANT TYRE SUPPLIER / REPAIRER	1,208.00
26/06/2024	104466	SPICE ODYSSEY	CATERING	456.00
12/06/2024	103839	SPORTFIRST BUSSELTON	SPORTING PRODUCTS	1,848.00
26/06/2024	104309	SPORTFIRST BUSSELTON	SPORTING PRODUCTS	403.70
26/06/2024	104468	SPORTS ENTERTAINMENT NETWORK	ADVERTISING SERVICES	252.00
26/06/2024	104544	SPORTS TURF TECHNOLOGY	SPORT EQUIPMENT SUPPLIER	4,070.00
28/06/2024	104601	SPORTSPower	SPORT EQUIPMENT SUPPLIER	40.00
26/06/2024	104554	SPORTSWORLD OF WA	SPORT EQUIPMENT SUPPLIER	389.40
12/06/2024	104011	SPOTLIGHT	VACATION CARE SUPPLIES	803.15
26/06/2024	104496	SPOTLIGHT	VACATION CARE SUPPLIES	313.50
12/06/2024	103845	SPRAYMOW SERVICES	MAINTENANCE SERVICES	10,469.14
26/06/2024	104315	SPRAYMOW SERVICES	MAINTENANCE SERVICES	4,995.92
28/06/2024	104590	SPRAYMOW SERVICES	MAINTENANCE SERVICES	22,837.92
12/06/2024	103813	ST JOHN AMBULANCE	TRAINING SERVICES	170.00
26/06/2024	104279	ST JOHN AMBULANCE	TRAINING SERVICES	340.00
26/06/2024	104537	ST MARY'S ANGLICAN CHURCH	DONATION - YOU CHOOSE GRANT	12,410.00
12/06/2024	104028	STATE LIBRARY OF WESTERN AUSTRALIA	LIBRARY RESOURCES	2,079.00
26/06/2024	104414	STATEWIDE DOORS BUSSELTON	MAINTENANCE SERVICES	160.00
5/06/2024	103774	STEWART & HEATON CLOTHING CO PTY LTD	PROTECTIVE CLOTHING SUPPLIER	1,961.60
12/06/2024	104009	STEWART & HEATON CLOTHING CO PTY LTD	PROTECTIVE CLOTHING SUPPLIER	1,322.50
26/06/2024	104495	STEWART & HEATON CLOTHING CO PTY LTD	PROTECTIVE CLOTHING SUPPLIER	1,107.26
12/06/2024	104077	STRATAGREEN	NURSERY SUPPLIES	14,696.79
12/06/2024	103939	SUPAFIT SEAT COVERS PTY LTD	SEAT COVERS	621.50
13/06/2024	103793	SUPERCHOICE	SUPERANNUATION	206,061.14
27/06/2024	104121	SUPERCHOICE	SUPERANNUATION	204,922.85
12/06/2024	104071	SURVCON PTY LTD	SURVEY SERVICES	1,100.00
26/06/2024	104557	SURVCON PTY LTD	SURVEY SERVICES	660.00
12/06/2024	103893	SURVEYING SOUTH	SURVEYING SERVICES	825.00
28/06/2024	104608	SURVEYING SOUTH	SURVEYING SERVICES	2,475.00
12/06/2024	103979	SUSAN GRAF	ART SALES	8.00
28/06/2024	104645	SUSAN GRAF	ART SALES	56.00
5/06/2024	103781	SUSSEX BUSHFIRE BRIGADE	PETTY CASH REIMBURSEMENT	440.40
26/06/2024	104552	SUSSEX BUSHFIRE BRIGADE	PETTY CASH REIMBURSEMENT	509.16
12/06/2024	104034	SW PRECISION PRINT	PRINTING SERVICES	788.00
26/06/2024	104519	SW PRECISION PRINT	PRINTING SERVICES	7,171.00
12/06/2024	103874	SWEET & UNIQUE (WA) PTY LTD T/AS LUV A LOLLY	CONFECTIONERY	224.40
26/06/2024	104351	SWEET & UNIQUE (WA) PTY LTD T/AS LUV A LOLLY	CONFECTIONERY	224.40
5/06/2024	103764	SYNERGY	ELECTRICITY SUPPLIES	6,860.91
19/06/2024	104098	SYNERGY	ELECTRICITY SUPPLIES	124,328.29
26/06/2024	104365	SYNERGY	ELECTRICITY SUPPLIES	48,047.91
12/06/2024	104018	T J DEPIAZZI & SONS	LAWN SUPPLIES	7,178.16
26/06/2024	104507	T J DEPIAZZI & SONS	LAWN SUPPLIES	3,589.08
28/06/2024	104664	T J DEPIAZZI & SONS	LAWN SUPPLIES	4,785.44
26/06/2024	104400	T SMITH	CROSSOVER CONTRIBUTION	178.80
12/06/2024	103985	TAHLIA MUELLER	STAFF REIMBURSEMENT	404.15
26/06/2024	104304	TANYA GRYGORCEWICZ	STAFF REIMBURSEMENT	174.22
26/06/2024	104270	TARVIA PTY LTD	ENGINEERING SERVICES	5,439.50
26/06/2024	104485	TAS'S BAKERY	CATERING	965.27
12/06/2024	103932	TEAM GLOBAL EXPRESS	COURIER SERVICES	550.12
26/06/2024	104417	TEAM GLOBAL EXPRESS	COURIER SERVICES	545.94
28/06/2024	104624	TEAM GLOBAL EXPRESS	COURIER SERVICES	125.69
12/06/2024	104053	TECHNOLOGY ONE LIMITED	SOFTWARE SERVICES	5,912.50
12/06/2024	103812	TELSTRA (NETWORK INTEGRITY)	MAJOR PROJECT WORKS	4,956.38
19/06/2024	104105	TELSTRA LIMITED	COMMUNICATION SERVICES	11,072.24
26/06/2024	104450	TELSTRA LIMITED	COMMUNICATION SERVICES	8,390.85
26/06/2024	104469	THE BEERFARM PTY LTD	BEERFARM RODEO EVENT	8,250.00
26/06/2024	104420	THE LEMONTREE EMPORIUM PTY LTD	GIFT VOUCHERS	233.10
26/06/2024	104441	THE LIONS CLUB OF VASSE INC	CATERING	9,468.90
26/06/2024	104449	THE MARGARET RIVER NATURAL SPRING WATER	BOTTLED WATER	172.50
12/06/2024	103848	THE PLANT SUPPLY CO	NURSERY SERVICES	9,694.03
26/06/2024	104318	THE PLANT SUPPLY CO	NURSERY SERVICES	3,774.77
26/06/2024	104392	THE SUGAR CHEF PATISSERIE	CATERING	192.00
26/06/2024	104307	THE URBAN COFFEE HOUSE	CATERING	792.00
13/06/2024	103788	THE WESTERN AUSTRALIAN MUNICIPAL ROAD BOARD PARKS	UNION FEES	154.00
27/06/2024	104126	THE WESTERN AUSTRALIAN MUNICIPAL ROAD BOARD PARKS	UNION FEES	154.00
12/06/2024	103897	THINK WATER DUNSBOROUGH	RETICULATION SERVICES	11,749.11
26/06/2024	104379	THINK WATER DUNSBOROUGH	RETICULATION SERVICES	7,968.69
12/06/2024	104082	THOMAS MAZEY	ART SALES	56.00
26/06/2024	104385	TIM ALLINGHAM	STAFF REIMBURSEMENT	81.33



LISTING OF PAYMENTS MADE
UNDER DELEGATED AUTHORITY
FOR THE MONTH OF JUNE 2024

CHEQUE PAYMENTS	119993 - 120029	54,340.60
ELECTRONIC TRANSFER PAYMENTS	103754 - 104678	11,237,406.99
TRUST ACCOUNT	EFT# TR000053 - TR000056	43,549.54
PAYROLL	01.06.2024 - 30.06.2024	1,818,877.41
INTERNAL PAYMENT VOUCHERS	DD #5746 - 5783	107,290.87
		13,261,465.41

12/06/2024	103981	TIM WILSON	CARPENTRY SERVICES	24,291.23
26/06/2024	104463	TIM WILSON	CARPENTRY SERVICES	7,514.81
12/06/2024	103989	TIMBER INSIGHT PTY LTD	TIMBER SERVICES	5,534.14
26/06/2024	104470	TIMBER INSIGHT PTY LTD	TIMBER SERVICES	76,890.77
26/06/2024	104460	TJS FAMILY BUTCHERS	MEAT SUPPLIES	100.00
26/06/2024	104433	TODD JOHNSON	BUSHFIRE OFFICER HONORARIUM	232.75
12/06/2024	104078	TOTAL HORTICULTURAL SERVICES	LANDSCAPING SERVICES - PERON DVE, STRELLY ST, STREET TREE PROGRAM 2024	105,168.20
12/06/2024	104089	T-QUIP	MOWER PARTS & SERVICE	2,049.78
26/06/2024	104574	T-QUIP	MOWER PARTS & SERVICE	31,025.89
12/06/2024	104080	TRADE HIRE	PLANT HIRE & EQUIPMENT SERVICES	3,423.60
26/06/2024	104566	TRADE HIRE	PLANT HIRE & EQUIPMENT SERVICES	12,406.38
26/06/2024	104281	TRANEN REVEGETATION SOUTHWEST	VEGETATION REPORT	7,208.36
26/06/2024	104494	TRENT VAN BEEM	STAFF REIMBURSEMENT	95.89
12/06/2024	103840	TROPHIES ON TIME	NAME BADGE SUPPLIER	132.00
12/06/2024	103860	TRUCK CENTRE (WA) PTY LTD	NEW VEHICLE PARTS & SERVICE	488.47
26/06/2024	104334	TRUCK CENTRE (WA) PTY LTD	NEW VEHICLE PARTS & SERVICE	993.67
12/06/2024	103902	TRUCKLINE	PLANT PURCHASES / SERVICES / PARTS	54.38
26/06/2024	104382	TRUCKLINE	PLANT PURCHASES / SERVICES / PARTS	821.44
12/06/2024	103849	TRUE TRACK TRUCK ALIGNING	WHEEL ALIGNMENT SERVICES	180.00
19/06/2024	104116	TYREPOWER BUSSELTON	PLANT TYRE SUPPLIER / REPAIRER	55.00
12/06/2024	103909	UNITING CHURCH PARISH OF BUSSELTON	COMMUNITY SERVICES	45.00
26/06/2024	104388	UNITING CHURCH PARISH OF BUSSELTON	COMMUNITY SERVICES	15.00
12/06/2024	103953	UNITING GLOBAL PTY LTD	CLEANING AND MAINTENANCE SERVICES	85,237.74
26/06/2024	104435	UNITING GLOBAL PTY LTD	CLEANING AND MAINTENANCE SERVICES	551.43
26/06/2024	104355	URBANSTONE PTY LTD	PAVING PRODUCTS	94,029.90
26/06/2024	104380	URBIS PTY LTD	PROPERTY ECONOMIC & RESEARCH CONSULTING	286.00
12/06/2024	103968	VASSE PANEL AND PAINT	PANEL BEATING AND SPRAY PAINTING	500.00
26/06/2024	104455	VASSE PANEL AND PAINT	PANEL BEATING AND SPRAY PAINTING	500.00
5/06/2024	103777	VASSE VOLUNTEER BUSH FIRE BRIGADE INC	PETTY CASH REIMBURSEMENT	524.50
12/06/2024	104066	VEOLIA RECYCLING & RECOVERY PTY LTD	WASTE MANAGEMENT SERVICES	3,088.52
26/06/2024	104371	VERAISON	LEADERSHIP COACHING	42,834.00
12/06/2024	103980	VIVA ENERGY AUSTRALIA (SHELL)	FUELS, OILS AND GREASES	92,638.28
26/06/2024	104547	VMS CONTRACTORS & MANAGEMENT	MAINTENANCE SERVICES	550.28
27/06/2024	104131	VOIDED	VOIDED	-
27/06/2024	104132	VOIDED	VOIDED	-
27/06/2024	104133	VOIDED	VOIDED	-
27/06/2024	104134	VOIDED	VOIDED	-
27/06/2024	104135	VOIDED	VOIDED	-
27/06/2024	104136	VOIDED	VOIDED	-
27/06/2024	104137	VOIDED	VOIDED	-
27/06/2024	104138	VOIDED	VOIDED	-
27/06/2024	104139	VOIDED	VOIDED	-
27/06/2024	104140	VOIDED	VOIDED	-
27/06/2024	104141	VOIDED	VOIDED	-
27/06/2024	104142	VOIDED	VOIDED	-
27/06/2024	104143	VOIDED	VOIDED	-
27/06/2024	104144	VOIDED	VOIDED	-
27/06/2024	104145	VOIDED	VOIDED	-
27/06/2024	104146	VOIDED	VOIDED	-
27/06/2024	104147	VOIDED	VOIDED	-
27/06/2024	104148	VOIDED	VOIDED	-
27/06/2024	104149	VOIDED	VOIDED	-
27/06/2024	104150	VOIDED	VOIDED	-
27/06/2024	104151	VOIDED	VOIDED	-
27/06/2024	104152	VOIDED	VOIDED	-
27/06/2024	104153	VOIDED	VOIDED	-
27/06/2024	104154	VOIDED	VOIDED	-
27/06/2024	104155	VOIDED	VOIDED	-
27/06/2024	104156	VOIDED	VOIDED	-
27/06/2024	104157	VOIDED	VOIDED	-
27/06/2024	104158	VOIDED	VOIDED	-
27/06/2024	104159	VOIDED	VOIDED	-
27/06/2024	104160	VOIDED	VOIDED	-
27/06/2024	104161	VOIDED	VOIDED	-
27/06/2024	104162	VOIDED	VOIDED	-
28/06/2024	104617	W COULTAS	BJTP REFUND	7.00
26/06/2024	104398	W FREESTONE & T HARRINGTON	CROSSOVER CONTRIBUTION	256.00
12/06/2024	104042	W.A. HINO SALES & SERVICE	PLANT PURCHASES / SERVICES / PARTS	90.56
12/06/2024	103815	WA EXTERNAL SOLUTIONS	GUTTER MAINTENANCE	5,038.00
19/06/2024	104112	WA TREASURY CORPORATION	LOAN REPAYMENTS	1,262,015.52
26/06/2024	104264	WALGA	WALGA TRAINING SERVICES	360.00
12/06/2024	104000	WARATAH SUPPORT CENTRE	GRANT FUNDING	9,900.00
26/06/2024	104298	WELARM PTY LTD	BUSSELTON GROUNDWATER INVESTIGATION	9,831.38
12/06/2024	103929	WEST COAST WASTE	SKIP BIN HIRE	2,640.00
26/06/2024	104415	WEST COAST WASTE	SKIP BIN HIRE	27,698.99
28/06/2024	104622	WEST COAST WASTE	SKIP BIN HIRE	3,639.68
12/06/2024	103972	WEST OZ LINEMARKING PTY LTD	LINE MARKING SERVICES	8,828.05
26/06/2024	104457	WEST OZ LINEMARKING PTY LTD	LINE MARKING SERVICES - COMMONAGE RD, BSN CBD	33,444.95
28/06/2024	104644	WEST OZ LINEMARKING PTY LTD	LINE MARKING SERVICES	7,631.80
12/06/2024	103888	WESTBOOKS	LIBRARY RESOURCES	965.39
26/06/2024	104366	WESTBOOKS	LIBRARY RESOURCES	554.98
28/06/2024	104605	WESTBOOKS	LIBRARY RESOURCES	152.26
12/06/2024	103910	WESTERN GROWERS FRESH	CATERING	189.00
26/06/2024	104389	WESTERN GROWERS FRESH	CATERING	189.00
12/06/2024	103843	WESTERN IRRIGATION PTY LTD	BORE AND IRRIGATION SERVICES	3,685.00
28/06/2024	104589	WESTERN IRRIGATION PTY LTD	BORE AND IRRIGATION SERVICES	47,790.60



**LISTING OF PAYMENTS MADE
UNDER DELEGATED AUTHORITY
FOR THE MONTH OF JUNE 2024**

CHEQUE PAYMENTS	119993 - 120029	54,340.60
ELECTRONIC TRANSFER PAYMENTS	103754 - 104678	11,237,406.99
TRUST ACCOUNT	EFT# TR000053 - TR000056	43,549.54
PAYROLL	01.06.2024 - 30.06.2024	1,818,877.41
INTERNAL PAYMENT VOUCHERS	DD #5746 - 5783	107,290.87
		13,261,465.41

12/06/2024	103994	WESTOZ TRANSPORT	VECHILE TRANSPORTER	1,000.00
26/06/2024	104474	WESTOZ TRANSPORT	VECHILE TRANSPORTER	500.00
12/06/2024	103990	WESTPEAK ENGINEERING PTY LTD	COASTAL ENGINEERING SERVICES	9,612.41
12/06/2024	104041	WESTRAC EQUIPMENT P/L	PLANT PURCHASES / SERVICES / PARTS	4,748.03
26/06/2024	104526	WESTRAC EQUIPMENT P/L	PLANT PURCHASES / SERVICES / PARTS	7,942.14
26/06/2024	104432	WESTSIDE TILT TRAY SERVICE	ABANDONED CAR REMOVAL	110.00
12/06/2024	103962	WICKED STRATEGIES PTY LTD	COMMUNITY ENGAGEMENT	4,400.00
26/06/2024	104447	WICKED STRATEGIES PTY LTD	COMMUNITY ENGAGEMENT	19,745.00
12/06/2024	103973	WILDWOOD FLOORING WA	TIMBER FLOOR SANDING AND INSTALLATION	23,210.00
12/06/2024	104030	WINC AUSTRALIA PTY LTD	STATIONERY SUPPLIER	992.26
26/06/2024	104514	WINC AUSTRALIA PTY LTD	STATIONERY SUPPLIER	584.59
26/06/2024	104280	WIZID PTY LTD	POOL ENTRY WRISTBANDS	66.30
28/06/2024	104675	WML CONSULTANTS PTY LTD	CONSULTANCY SERVICES	4,955.50
5/06/2024	103768	WOOLWORTHS GROUP LIMITED	COUNCIL & STAFF REFRESHMENTS	205.70
28/06/2024	104635	WOOLWORTHS GROUP LIMITED	GROCERIES	447.50
12/06/2024	104045	WORK CLOBBER	PROTECTIVE CLOTHING SUPPLIER	3,912.00
26/06/2024	104531	WORK CLOBBER	PROTECTIVE CLOTHING SUPPLIER	4,071.00
28/06/2024	104670	WORK CLOBBER	PROTECTIVE CLOTHING SUPPLIER	288.00
12/06/2024	103969	WORKPOWER INCORPORATED	WASTE MANAGEMENT AND RECYCLING ACTIVITIES	561.55
28/06/2024	104642	WORKPOWER INCORPORATED	WASTE MANAGEMENT AND RECYCLING ACTIVITIES	2,378.75
12/06/2024	103998	WORLEY CONSULTING PTY LTD	CONSULTANCY SERVICES	31,985.80
26/06/2024	104347	WOW WIPES	GYM ANTIBACTERIAL WIPES	1,270.50
12/06/2024	104065	WREN OIL	WASTE OIL SERVICES	484.00
26/06/2024	104553	WREN OIL	WASTE OIL SERVICES	429.00
26/06/2024	104316	YAHAVA KOFFEE WORKS WHOLESALE	CATERING	943.70
5/06/2024	103776	YALLINGUP COASTAL VOLUNTEER BUSHFIRE BRIGADE	PETTY CASH REIMBURSEMENT	174.00
26/06/2024	104528	YALLINGUP RURAL BUSHFIRE BRIGADE	PETTY CASH REIMBURSEMENT	173.90
26/06/2024	104401	Z STOKES	CROSSOVER CONTRIBUTION	631.20
26/06/2024	104290	ZAP CIRCUS	ENTERTAINMENT SERVICES	2,750.00
				11,237,406.99

TRUST PAYMENTS JUNE 2024

DATE	REF #	NAME	DESCRIPTION	AMOUNT \$
13/06/2024	TR000054	CITY OF BUSSELTON - EFT	INTERNAL PAYMENTS / COMMISSIONS	731.00
13/06/2024	TR000055	CONSTRUCTION TRAINING FUND	CTF LEVY	1,380.00
13/06/2024	TR000053	DEPARTMENT OF MINES, INDUSTRY REGULATION & SAFETY	BUILDING SERVICES LEVY	41,096.04
18/06/2024	TR000056	DEPARTMENT OF MINES, INDUSTRY REGULATION & SAFETY	BUILDING SERVICES LEVY	342.50
				43,549.54

INTERNAL PAYMENT VOUCHERS (DIRECT DEBITS) JUNE 2024

DATE	REF #	NAME	DESCRIPTION	AMOUNT \$
13/06/2024	5760	A LEWIS	REFUND OF ANIMAL TRAP BOND	100.00
21/06/2024	5773	ABLE PLANNING	REFUND OF APPLICATION	2,284.27
7/06/2024	5783	AMPOL	FUEL SERVICES	24,974.48
		ADMINISTRATION - BSN1 - CARD #3413	UNLEADED ONLY	263.99
		ADMINISTRATION - BSN1 - CARD #1844	UNLEADED ONLY	130.97
		ADMINISTRATION - BSN16AV - CARD #7320	PREMIUM DIESEL ONLY	415.12
		AIRPORT OPERATIONS - BSN30BT - CARD #8475	PREMIUM DIESEL ONLY	537.02
		AIRPORT OPERATIONS - BSN55DJ - CARD #3318	PREMIUM DIESEL ONLY	503.25
		AIRPORT OPERATIONS - BSN41DR - CARD #8568	UNLEADED ONLY	260.22
		AIRPORT OPERATIONS - BSN694N - CARD #3602	UNLEADED ONLY	32.33
		AIRPORT OPERATIONS - CARD #1642	UNLEADED ONLY	37.39
		CEO - BSN66DG - CARD #8432	PREMIUM DIESEL	508.52
		COMMUNITY & COMMERCIAL SERVICES - BSN26CM - CARD #0920	UNLEADED ONLY	410.11
		COMMUNITY & COMMERCIAL SERVICES - BSN09DR - CARD #8336	UNLEADED ONLY	238.78
		COMMUNITY & COMMERCIAL SERVICES - BSN43DR - CARD #6443	PREMIUM DIESEL ONLY	106.15
		COMMUNITY & COMMERCIAL SERVICES - BSN45CT - CARD #8887	PREMIUM DIESEL ONLY	283.35
		COMMUNITY & COMMERCIAL SERVICES - BSN45DA - CARD #7529	UNLEADED ONLY	166.60
		COMMUNITY & COMMERCIAL SERVICES - BSN254L - CARD #9762	PREMIUM DIESEL ONLY	214.42
		COMMUNITY & COMMERCIAL SERVICES - BSN57AV - CARD #9799	UNLEADED ONLY	104.53
		COMMUNITY & COMMERCIAL SERVICES - BSN06DR - CARD #6435	UNLEADED ONLY	285.87
		COMMUNITY & COMMERCIAL SERVICES - BSN53BK - CARD #3529	UNLEADED ONLY	90.12
		ENGINEERING/FACILITIES - BSN23AM - CARD #3501	PREMIUM DIESEL ONLY	465.76
		ENGINEERING/FACILITIES - BSN28CO - CARD #0504	PREMIUM DIESEL ONLY	770.68
		ENGINEERING/FACILITIES - BSN97CY - CARD #2459	PREMIUM DIESEL ONLY	346.58
		ENGINEERING/FACILITIES - BSN05BH - CARD #1182	PREMIUM DIESEL ONLY	390.51
		ENGINEERING/FACILITIES - BSN26DW - CARD #6802	PREMIUM DIESEL ONLY	67.09
		ENGINEERING/FACILITIES - BSN18CA - CARD #5679	UNLEADED ONLY	72.77
		ENGINEERING/FACILITIES - BSN24BA - CARD #0275	PREMIUM DIESEL AND DIESEL ONLY	512.33
		ENGINEERING/FACILITIES - BSN41AS - CARD #1700	PREMIUM DIESEL ONLY	
		ENGINEERING/FACILITIES - BSN41CF - CARD #1798	PREMIUM DIESEL ONLY	118.27
		ENGINEERING/FACILITIES - BSN35DT - CARD #7904	UNLEADED ONLY	300.94
		ENGINEERING/FACILITIES - BSN47BE - CARD #1662	PREMIUM DIESEL ONLY	85.43
		ENGINEERING/FACILITIES - BSN47CM - CARD #0082	UNLEADED ONLY	309.79
		ENGINEERING/FACILITIES - BSN48CM - CARD #0164	UNLEADED ONLY	631.91
		ENGINEERING/FACILITIES - BSN54BG - CARD #0700	UNLEADED ONLY	-
		ENGINEERING/FACILITIES - BSN693T - CARD #5756	PREMIUM DIESEL ONLY	210.26
		ENGINEERING/FACILITIES - BSN89CY - CARD #2056	UNLEADED ONLY	351.08
		FINANCE/IT SERVICES - BSN08DN - CARD #0140	UNLEADED ONLY	333.46
		FINANCE/IT SERVICES - BSN08DR - CARD #1638	PREMIUM UNLEADED AND UNLEADED ONLY	290.34
		FINANCE/IT SERVICES - BSN20BL - CARD #5771	PREMIUM DIESEL ONLY	87.28
		FINANCE/IT SERVICES - BSN21BA - CARD #1141	UNLEADED ONLY	203.47
		FINANCE/IT SERVICES - BSN56CY - CARD #9216	PREMIUM DIESEL ONLY	466.96
		FINANCE/IT SERVICES - BSN28AU - CARD #9981	UNLEADED ONLY	111.41
		FINANCE/IT SERVICES - BSN75DI - CARD #1202	UNLEADED ONLY	211.27
		FINANCE/IT SERVICES - BSN82AU - CARD #3470	PREMIUM DIESEL ONLY	-



**LISTING OF PAYMENTS MADE
UNDER DELEGATED AUTHORITY
FOR THE MONTH OF JUNE 2024**

CHEQUE PAYMENTS	119993 - 120029	54,340.60
ELECTRONIC TRANSFER PAYMENTS	103754 - 104678	11,237,406.99
TRUST ACCOUNT	EFT# TR000053 - TR000056	43,549.54
PAYROLL	01.06.2024 - 30.06.2024	1,818,877.41
INTERNAL PAYMENT VOUCHERS	DD #5746 - 5783	107,290.87
		13,261,465.41

		FINANCE/IT SERVICES - BSN82BT - CARD #3060	DIESEL ONLY	-
		FLEET MANAGEMENT - BSN47CT - CARD #8937	DIESEL ONLY	113.19
		FLEET MANAGEMENT - BSN91CR - CARD #8899	PREMIUM UNLEADED ONLY	347.92
		FLEET MANAGEMENT - ADDITIONAL CARD - CARD #6630	UNLEADED ONLY	76.07
		FLEET MANAGEMENT - ADDITIONAL CARD - CARD #7469	UNLEADED ONLY	1,304.66
		GENERAL CONSTRUCTION - BSN68BE - CARD #5588	PREMIUM DIESEL ONLY	352.60
		GENERAL CONSTRUCTION - BSN75BA - CARD #3170	PREMIUM DIESEL ONLY	102.41
		GENERAL CONSTRUCTION - BSN162S - CARD #1132	PREMIUM DIESEL ONLY	98.79
		GENERAL CONSTRUCTION - CARD #9443	PREMIUM DIESEL ONLY	131.99
		PARKS, GARDENS & RESERVES - BSN022S - CARD #7032	PREMIUM DIESEL ONLY	244.59
		PARKS, GARDENS & RESERVES - BSN02DG - CARD #8138	PREMIUM DIESEL ONLY	231.49
		PARKS, GARDENS & RESERVES - BSN353S - CARD #2766	PREMIUM DIESEL ONLY	74.88
		PARKS, GARDENS & RESERVES - BSN17AY - CARD #4349	PREMIUM DIESEL ONLY	246.98
		PARKS, GARDENS & RESERVES - BSN18AY - CARD #4380	PREMIUM DIESEL ONLY	190.50
		PARKS, GARDENS & RESERVES - BSN24AE - CARD #6497	PREMIUM DIESEL ONLY	97.31
		PARKS, GARDENS & RESERVES - BSN32CJ - CARD #5763	PREMIUM DIESEL ONLY	205.90
		PARKS, GARDENS & RESERVES - BSN51AU - CARD #3084	PREMIUM DIESEL ONLY	182.52
		PARKS, GARDENS & RESERVES - BSN91BK - CARD #0175	PREMIUM DIESEL ONLY	19.32
		PARKS, GARDENS & RESERVES - BSN61BF - CARD #3378	PREMIUM DIESEL ONLY	372.00
		PARKS, GARDENS & RESERVES - BSN64BC - CARD #8492	PREMIUM DIESEL ONLY	127.03
		PARKS, GARDENS & RESERVES - BSN694T - CARD #7993	PREMIUM DIESEL ONLY	195.39
		PARKS, GARDENS & RESERVES - BSN02EA - CARD #0750	PREMIUM DIESEL ONLY	-
		PARKS, GARDENS & RESERVES - BSN77BC - CARD #8163	PREMIUM DIESEL ONLY	435.75
		PARKS, GARDENS & RESERVES - BSN86BX - CARD #2443	PREMIUM DIESEL ONLY	386.28
		PARKS, GARDENS & RESERVES - BSN87AV - CARD #7849	PREMIUM DIESEL ONLY	244.75
		PARKS, GARDENS & RESERVES - BSN993T - CARD #5129	PREMIUM DIESEL ONLY	376.62
		PARKS, GARDENS & RESERVES - CARD #2940	UNLEADED ONLY	-
		PARKS, GARDENS & RESERVES - LAWNMOWER - CARD #0248	UNLEADED ONLY	24.67
		PARKS, GARDENS & RESERVES - LAWNMOWER - CARD #5956	UNLEADED ONLY	-
		PARKS, GARDENS & RESERVES - LAWNMOWER - CARD #2810	UNLEADED ONLY	221.77
		PLANNING & BUILDING - BSN00CK - CARD #1442	UNLEADED ONLY	498.26
		PLANNING & BUILDING - BSN01BE - CARD #8797	PREMIUM UNLEADED AND UNLEADED ONLY	113.95
		PLANNING & BUILDING - BSN08AO - CARD #4150	UNLEADED ONLY	-
		PLANNING & BUILDING - BSN37DR - CARD #7895	UNLEADED ONLY	392.17
		PLANNING & BUILDING - BSN53BG - CARD #0416	UNLEADED ONLY	408.29
		PLANNING & BUILDING - BSN56BX - CARD #2131	UNLEADED ONLY	311.58
		PLANNING & BUILDING - BSN61BG - CARD #0775	UNLEADED ONLY	480.55
		PROPERTY & LEGAL SERVICES - BSN64CT - CARD #7042	UNLEADED ONLY	89.45
		PROPERTY & LEGAL SERVICES - BSN75DG - CARD #7703	UNLEADED ONLY	268.32
		RANGER & FIRE SERVICES - 1EIO341 - CARD #9420	PREMIUM DIESEL ONLY	-
		RANGER & FIRE SERVICES - BSN76BC - CARD #5765	PREMIUM DIESEL ONLY	77.86
		RANGER & FIRE SERVICES - BSN91BO - CARD #9327	PREMIUM DIESEL ONLY	404.87
		RANGER & FIRE SERVICES - 1BRK488 - CARD #5180	DIESEL ONLY	-
		RANGER & FIRE SERVICES - BSN01AO - CARD #5220	UNLEADED ONLY	-
		RANGER & FIRE SERVICES - BSN27CW - CARD #5409	PREMIUM DIESEL ONLY	203.11
		RANGER & FIRE SERVICES - BSN52DU - CARD #9670	PREMIUM DIESEL ONLY	244.54
		RANGER & FIRE SERVICES - BSN708Z - CARD #6102	PREMIUM DIESEL ONLY	307.82
		RANGER & FIRE SERVICES - BSN75BC - CARD #5757	PREMIUM DIESEL ONLY	325.70
		RANGER & FIRE SERVICES - BSN90BO - CARD #9301	PREMIUM DIESEL ONLY	413.97
		RANGER & FIRE SERVICES - 1HQE252 - CARD #9850	DIESEL ONLY	-
		REGULATORY SERVICES - BSN25CM - CARD #4833	UNLEADED ONLY	451.62
		REGULATORY SERVICES - BSN91DA - CARD #1682	PREMIUM DIESEL ONLY	402.02
		REGULATORY SERVICES - BSN97BT - CARD #1694	PREMIUM UNLEADED AND UNLEADED ONLY	363.28
		SES BUSSELTON - 1DON317 - CARD #5031	PREMIUM DIESEL ONLY	69.80
		SES BUSSELTON - 1GHF683 - CARD #0366	PREMIUM DIESEL ONLY	117.46
		SES BUSSELTON - BSN710K - CARD #0026	PREMIUM DIESEL ONLY	406.33
		SES BUSSELTON - 1CVD571 - CARD #5007	PREMIUM DIESEL ONLY	96.03
		WASTE SERVICES - BSN09AQ - CARD #1300	PREMIUM DIESEL ONLY	-
		WASTE SERVICES - BSN38DR - CARD #8055	UNLEADED ONLY	208.36
		WASTE SERVICES - BSN34BG - CARD #3370	PREMIUM DIESEL ONLY	453.03
		WASTE SERVICES - BSN85CC - CARD #3630	PREMIUM DIESEL ONLY	264.52
		WASTE SERVICES - BSN03EE - CARD #4941	PREMIUM DIESEL ONLY	113.69
		WASTE SERVICES - BSN203T - CARD #8083	PREMIUM DIESEL ONLY	156.19
3/06/2024	5748	ANZ BANK	BANK FEES	5,304.48
3/06/2024	5749	ANZ BANK	BANK FEES	15.75
6/06/2024	5755	ANZ BANK	BANK FEES	150.37
6/06/2024	5756	ANZ BANK	BANK FEES	400.15
6/06/2024	5762	ANZ BANK	VISA PAYMENT	20,698.29
CHIEF EXECUTIVE OFFICER				
		IAP2 AUSTRALASIA	TRAINING - APPLY ENGAGEMENT METHODS	1,280.00
		IAP2 AUSTRALASIA	DESIGN AND PLAN ENGAGEMENT TRAINING	1,485.00
		IAP2 AUSTRALASIA	DESIGN AND PLAN ENGAGEMENT TRAINING	1,485.00
		MAILCHIMP	ELECTRONIC NEWSLETTER PR	425.57
		SUSHI SUSHI BUSSELTON	COUNCIL LUNCH 8.05.24	212.40
		SUSHI SUSHI BUSSELTON	COUNCIL LUNCH 29.05.24	212.40
		WEST AUSTRALIAN	DIGITAL SUBSCRIPTION	28.00
		YAHAVA KOFFEEWORKS	COFFEE - CAPEL/BUSSELTON MAYOR PRESIDENT CEO MEETING	10.10
COMMUNITY EMERGENCY SERVICES MANAGER				
		BUNNINGS	STORAGE SYSTEM FO RBRIGADE MATERIAL AND PPE	934.00
		DOMINOS BUSSELTON	CATERING - MITIGATION (MAF) BURN	300.00
		ST JOHN AMBULANCE AUST	DEFIBULATOR SUPPLIES - BATTERIES AND PADS X3	1,975.00
		SW OFFICE NATIONAL BUSSELTON	STATIONERY FOR BRIGADE TRAINING	42.35
		WOOLWORTHS DUNSBOROUGH	CATERING - FIREFIGHTING SKILLS	2.95
DIRECTOR - COMMUNITY PLANNING				
		AUSTSWIM	WORKSHOP- INFANT AND PRESCHOOL AQUATICS	199.00
		CROWN PROMENADE PERTH	TRAINING ACCOMMODATION DEPOSIT AID CONFERENCE	374.26



LISTING OF PAYMENTS MADE
UNDER DELEGATED AUTHORITY
FOR THE MONTH OF JUNE 2024

CHEQUE PAYMENTS	119993 - 120029	54,340.60
ELECTRONIC TRANSFER PAYMENTS	103754 - 104678	11,237,406.99
TRUST ACCOUNT	EFT# TR000053 - TR000056	43,549.54
PAYROLL	01.06.2024 - 30.06.2024	1,818,877.41
INTERNAL PAYMENT VOUCHERS	DD #5746 - 5783	107,290.87
		13,261,465.41

		LOCAL GOVERNMENT PLANNERS ASSOC.	LGPA SAT SEMINAR TICKETS	170.00
		MICAH INCLUSION	TRAINING-AUTISM INCLUSION IN EARLY YEARS	437.89
		RLSSWA	POOL LIFE GUARD RENEWAL	169.00
		SMART CONNECTION CONSULTANCY	REGISTRATION-NATIONAL SPORTS AND PHYSICAL ACTIVITY CONFERENCE	1,594.74
		SPORTWEST	TRUE SPORT CONFERENCE	99.00
		SPORTWEST	TRUE SPORT CONFERENCE	99.00
		THE FLOWER PLACE	FLOWERS - BABY CONGRATULATIONS	75.00
		TRIBE PERTH	STAFF TRAINING ACCOMMODATION	639.00
		WA GOVERNMENT-DEMIRS	BUILDING SURVEYOR RENEWAL	1,125.00
DIRECTOR - ECONOMIC AND BUSINESS DEVELOPMENT				
		AUSTRALIAN FINANCIAL SECURITY AUSTORITY	BANKRUPTCY SEARCH REGISTER	15.00
		MAILCHIMP	ELECTRONIC NEWLETTER ECONOMIC DEVELOPMENT	41.60
DIRECTOR - INFRASTRUCTURE AND ENVIRONMENT				
		DWER - WATER	CLEARING PERMIT APPLICATION-VASSE YALLINGUP SIDING RD SLK.20-5.2	400.00
		ENGINEERS AUSTRALIA	EA MEMBERSHIP	595.00
		KMART ON LINE	WATER JUGS FOR KITCHENS/MEETING ROOMS X 6	72.00
		KMART BUSSELTON	WATER JUGS FOR KITCHENS/MEETING ROOMS X8	96.00
		KYST FOOD PTY LTD	COUNCILLOR & ELT DINNER AFTER CONCIL MEETING	745.00
		MAIN ROADS WA	SPECIAL VEHICLE PERMIT- BSN749P	50.00
		MAIN ROADS WA	SPECIAL VEHICLE PERMIT- BSN20DM	25.00
		SPILL THE BEANS ROCKINGHAM	WASTE SITE MEETING LUNCH	61.23
		TRYBOOKING-WALGA	BRIDGE INSPECTION TRAINING	201.00
DIRECTOR - CORPORATE STRATEGY AND PERFORMANCE				
		GOOGLE FACEAPP BARANGAROO	CHARGES IN DISPUTE - CARD CANCELLED	10.00
		LG PROFESSIONALS	GATE CHATTER SESSION WEBINAR	50.00
		LGPA	LGPA STATE ADMINISTRATIVE TRIBUNAL SEMINAR	85.00
		MICROSOFT*STORE MSBILL.INFO	CHARGES IN DISPUTE - CARD CANCELLED	12.00
		MICROSOFT*STORE MSBILL.INFO	CHARGES IN DISPUTE - CARD CANCELLED	12.95
		MICROSOFT*STORE MSBILL.INFO	CHARGES IN DISPUTE - CARD CANCELLED	2.95
		SUSHI SUSI	COUNCIL LUNCH 1.05.24	179.00
HUMAN RESOURCES COORDINATOR				
		MAILCHIMP	ELECTRONIC NEWLETTER BUSSELTON LIBRARY	125.74
		SENDGRID	EMAIL PROGRAM FOR CUSTOMER RETENTION AND CONTACT-GLC	31.55
		SPOTIFY	YOUTH SERVICE MUSIC	23.99
		THE ASSOCIATION FOR PAYROLL SPECIALISTS	YEAR END SEMINAR	495.00
MANAGER INFORMATION SERVICES				
		AICHATBUILDERS	AI CHATBOT FOR CITY WEBSITE	504.61
		AICHATBUILDERS	AI CHATBOT FOR CITY WEBSITE - REFUND	483.46
		ALIEXPRESS	TPU/PC CASE FOR SAMSUNG	11.20
		ALIEXPRESS	SAMSUNG PHONE CASES AND SCREEN PROTECTORS	20.43
		AMAZON	3X WIRELESS MOUSE	42.75
		AMAZON	WIRELESS MOUSE	19.00
		AMAZON	WIRELESS MOUSE	19.00
		AMAZON	WIRELESS MOUSE	19.00
		AMAZON MARKETPLACE	4X CHARGERS	74.25
		BUNNINGS	FRAME HANGING SUPPLIES	15.38
		CRAZYDOMAIN	DOMAIN RENEWAL -BUSSELTONJETTTOURISTPARK.COM.AI	28.60
		CRAZYDOMAIN	DOMAIN RENEWAL -BUSSELTONJETTTOURISTPARK.COM.AI	0.86
		DEPUTY	DEPUTY ROSTERING SYSTEM GLC	1,050.66
		DEPUTY	DEPUTY ROSTERING SYSTEM RANGERS	105.06
		GODADDY.COM	DOMAIN RENEWAL -YOURSAYBUSSELTON.COM.AI	47.89
		PC CASE GEAR	6 X WEBCAMS	359.00
		SOLAR ANALYTICS	ANNUAL FEE- ADMIN BUILDING	99.99
		TEAMVIEWER	ANNUAL RENEWAL	1,990.21
		ZOOM	MONTHLY SUBSCRIPTION	69.19
6/06/2024	5767	ANZ BANK	BANK FEES	1,049.56
6/06/2024	5768	ANZ BANK	BANK FEES	1,411.17
28/06/2024	5781	ANZ BANK	BANK FEES	15.00
30/06/2024	5782	ANZ BANK	BANK FEES	15.50
11/06/2024	5758	B SMITH	REFUND OF APPLICATION	125.00
27/06/2024	5778	BSN COMMUNITY SAFE SPACE	BSN COMMUNITY SAFE SPACE	200.00
24/06/2024	5774	BSN DUNS VOLUNTEER CENTRE	REFUND OF APPLICATION	224.00
21/06/2024	5772	BSN MEN'S DARTS	REFUND OF HALL BOND	500.00
13/06/2024	5763	BSN POOL & SPA	REFUND OF APPLICATION	173.65
24/06/2024	5774	CAPE VIEW 42 & 43 PTY LTD	REFUND OF RATE OVERPAYMENT	780.68
27/06/2024	5779	CHERUBINO ESTATE	DEBTOR INVOICE OVERPAYMENT	232.00
3/06/2024	5750	COMMONWEALTH BANK	BANK FEES	755.84
3/06/2024	5754	COMMONWEALTH BANK	BANK FEES	39.00
17/06/2024	5766	COMMONWEALTH BANK	BANK FEES	16.20
11/06/2024	5757	CR. MIKAYLA LOVE	SUPERANNUATION MAY 2024	348.96
26/06/2024	5777	CR. MIKAYLA LOVE	SUPERANNUATION JUNE 2024	337.70
13/06/2024	5760	D DEROOST	REFUND OF ANIMAL TRAP BOND	100.00
13/06/2024	5759	D HERRING	STAFF SUPERANNUATION REIMBURSEMENT	189.60
11/06/2024	5758	D TSAKALOS	REFUND OF RATE OVERPAYMENT	688.65
4/06/2024	5751	DEPT OF WATER & ENVIRONMENTAL	REFUND OF APPLICATION	408.80
27/06/2024	5779	FOREST RALLY BILLBOARD	REFUND OF APPLICATION	265.00
21/06/2024	5771	G GAUTREY	REFUND OF ANIMAL TRAP BOND	100.00
27/06/2024	5780	G MILLER	REFUND OF ANIMAL TRAP BOND	100.00
11/06/2024	5758	J KING	REFUND OF APPLICATION	147.00
21/06/2024	5773	J WORRALL	REFUND OF APPLICATION	123.30
13/06/2024	5763	KATANDRA INTERIORS	REFUND OF APPLICATION	61.65
13/06/2024	5763	KHM CONSTRUCTION P/L	REFUND OF APPLICATION	61.65
6/06/2024	5761	L BUTTERLY	REFUND OF HALL BOND	1,000.00
18/06/2024	5769	L WALTERS	AIRPORT PARKING CARD REFUND	20.00
3/06/2024	5746	LES MILLS ASIA PACIFIC	CONTRACT FEES	680.45
3/06/2024	5747	LES MILLS ASIA PACIFIC	CONTRACT FEES	680.45



**LISTING OF PAYMENTS MADE
UNDER DELEGATED AUTHORITY
FOR THE MONTH OF JUNE 2024**

CHEQUE PAYMENTS	119993 - 120029	54,340.60
ELECTRONIC TRANSFER PAYMENTS	103754 - 104678	11,237,406.99
TRUST ACCOUNT	EFT# TR000053 - TR000056	43,549.54
PAYROLL	01.06.2024 - 30.06.2024	1,818,877.41
INTERNAL PAYMENT VOUCHERS	DD #5746 - 5783	107,290.87
		13,261,465.41

4/06/2024	5752	MERRIN CAMPBELL	REFUND OF ANIMAL TRAP BOND	100.00
4/06/2024	5753	MILESTONE PTY LTD	REFUND OF APPLICATION	73.00
4/06/2024	5753	MITRO PTY LTD	REFUND OF APPLICATION	591.00
17/06/2024	5765	OCEANS FRESH SEAFOOD	REFUND OF APPLICATION	323.00
19/06/2024	5770	P HAYLEY	REFUND OF ANIMAL TRAP BOND	100.00
14/06/2024	5764	R LEWER	REFUND OF APPLICATION	178.00
21/06/2024	5772	RD EVENTS	REFUND OF APPLICATION	1,182.00
21/06/2024	5772	RIO TINTO	REFUND OF APPLICATION	400.00
25/06/2024	5775	S CURTIS	REFUND OF APPLICATION	84.00
24/06/2024	5776	THE AUSTRALIAN TAXATION OFFICE	2023/2024 FBT ANNUAL RETURN	38,671.27
4/06/2024	5751	THE MEN'S TABLE	REFUND OF APPLICATION	112.00
27/06/2024	5779	TOBY'S INLET ESTATE PTY LTD	DEBTOR INVOICE OVERPAYMENT	30.00
4/06/2024	5752	TONY HOLLAND	REFUND OF ANIMAL TRAP BOND	100.00
4/06/2024	5751	WATER CORP - BUNBURY	REFUND OF APPLICATION	273.00
25/06/2024	5775	ZORZI	REFUND OF APPLICATION	295.00
				107,290.87

PAYROLL PAYMENTS JUNE 2024				
DATE	REF #	NAME	DESCRIPTION	AMOUNT \$
11/06/2024	11/06/2024	CITY OF BUSSELTON	PAYROLL & SALARIES	918,864.86
25/06/2024	25/06/2024	CITY OF BUSSELTON	PAYROLL & SALARIES	900,012.55
				1,818,877.41



LISTING OF PAYMENTS MADE UNDER DELEGATED AUTHORITY
INDUSTRY AND REGIONAL ALLOCATION
YEAR TO DATE - JUNE 2024

PAYMENT TYPES	Q1	Q2	Q3	Apr 2024	May 2024	Jun 2024	Q4	TOTAL YEAR	%
CHQ	\$ 325,750.36	\$ 96,509.79	\$ 198,233.04	\$ 83,036.23	\$ 95,173.80	\$ 54,340.60	\$ 232,550.63	\$ 853,043.82	0.6%
DIRECT DEBIT & PAYROLL	\$ 5,676,985.47	\$ 32,450,485.07	\$ 5,778,083.31	\$ 3,566,060.44	\$ 1,992,524.15	\$ 1,926,168.28	\$ 7,484,752.87	\$ 51,390,306.72	33.51%
EFT	\$ 20,311,933.84	\$ 28,086,347.18	\$ 21,721,802.62	\$ 7,549,508.38	\$ 11,611,119.23	\$ 11,237,406.99	\$ 30,398,034.60	\$ 100,518,118.24	65.55%
TRUST	\$ 172,637.10	\$ 140,747.07	\$ 85,243.53	\$ 46,494.47	\$ 89,775.28	\$ 43,549.54	\$ 179,819.29	\$ 578,446.99	0.38%
TOTAL LISTING - MONTHLY PAYMENT LIST	\$ 26,487,306.77	\$ 60,774,089.11	\$ 27,783,362.50	\$ 11,245,099.52	\$ 13,788,592.46	\$ 13,261,465.41	\$ 38,295,157.39	\$ 153,339,915.77	100.00%
INDUSTRY INFORMATION	Q1	Q2	Q3	Apr 2024	May 2024	Jun 2024	Q4	TOTAL YEAR	%
GOVERNMENT INSTITUTIONS	\$ 2,439,981.31	\$ 4,100,459.73	\$ 4,654,962.17	\$ 629,759.58	\$ 685,314.31	\$ 1,751,852.43	\$ 3,066,926.32	\$ 14,262,329.53	9.30%
STAFF & COUNCILLOR PAYMENTS	\$ 6,973,157.25	\$ 8,952,305.36	\$ 6,877,326.01	\$ 3,825,711.13	\$ 3,452,208.39	\$ 2,935,902.07	\$ 10,213,821.59	\$ 33,016,610.21	21.53%
SUNDRY PAYMENTS & REFUNDS	\$ 3,426,206.81	\$ 3,397,045.83	\$ 657,270.90	\$ 1,050,147.35	\$ 789,934.99	\$ 113,933.90	\$ 1,954,016.24	\$ 9,434,539.78	6.15%
SUPPLIERS OF GOODS & SERVICES	\$ 12,830,772.91	\$ 18,195,105.77	\$ 14,540,251.13	\$ 5,491,914.94	\$ 8,540,885.85	\$ 8,217,447.10	\$ 22,250,247.89	\$ 67,816,377.70	44.23%
UTILITIES	\$ 817,178.49	\$ 629,172.42	\$ 1,053,552.29	\$ 247,566.52	\$ 320,248.92	\$ 242,329.91	\$ 810,145.35	\$ 3,310,048.55	18.79%
NEW INVESTED TERM DEPOSITS	\$ -	\$ 25,500,000.00	\$ -	\$ -	\$ -	\$ -	\$ -	\$ 25,500,000.00	
TOTAL	\$ 26,487,296.77	\$ 60,774,089.11	\$ 27,783,362.50	\$ 11,245,099.52	\$ 13,788,592.46	\$ 13,261,465.41	\$ 38,295,157.39	\$ 153,339,905.77	100.00%
REGIONAL INFORMATION ON GOODS AND SERVICES	Q1	Q2	Q3	Apr 2024	May 2024	Jun 2024	Q4	TOTAL YEAR	%
BUSSELTON	\$ 3,756,373.22	\$ 4,105,479.23	\$ 5,210,299.06	\$ 1,451,994.95	\$ 2,661,457.49	\$ 2,413,791.56	\$ 6,527,244.00	\$ 19,599,395.51	28.84%
OTHER REGION	\$ 5,833,980.15	\$ 12,071,915.38	\$ 6,499,425.24	\$ 3,210,681.84	\$ 4,260,016.43	\$ 4,114,225.66	\$ 11,584,923.93	\$ 35,990,244.70	52.96%
SOUTHWEST	\$ 3,240,419.54	\$ 2,017,711.16	\$ 2,830,526.83	\$ 829,238.15	\$ 1,619,411.93	\$ 1,689,429.88	\$ 4,138,079.96	\$ 12,226,737.49	17.99%
TOTAL	\$ 12,830,772.91	\$ 18,195,105.77	\$ 14,540,251.13	\$ 5,491,914.94	\$ 8,540,885.85	\$ 8,217,447.10	\$ 22,250,247.89	\$ 67,952,069.70	100.00%

6.2 Monthly Financial Report - Year to Date 30 June 2024

Strategic Theme:	Key Theme 4: Leadership 4.2 Deliver governance systems that facilitate open, ethical and transparent decision making. 4.5 Responsibly manage ratepayer funds to provide for community needs now and in the future.
Directorate:	Corporate Strategy and Performance
Reporting Officer:	Manager Financial Services – Paul Sheridan
Authorised By:	Director Corporate Strategy and Performance – Sarah Pierson
Nature of Decision:	Legislative: adoption of “legislative documents” such as local laws, local planning schemes and local planning policies. Executive: Substantial direction setting, including adopting budgets, strategies, plans and policies (excluding local planning policies); funding, donations and sponsorships; reviewing committee recommendations.
Voting Requirements:	Simple Majority
Disclosures of Interest:	No officers preparing this item have an interest to declare.
Attachments:	1. Monthly Financial Report - June 2024 [6.2.1 - 30 pages] 2. Investment Report - June 2024 [6.2.2 - 1 page] 3. Loan Schedule - June 2024 [6.2.3 - 1 page]

COMMITTEE RECOMMENDATION

F2408/28 Moved Cr Val Kaigg, seconded Cr Andrew Macnish

That the Council receives the statutory monthly financial report for the period ending 30 June 2024, pursuant to Regulation 34(4) of the *Local Government (Financial Management) Regulations 1996*.

CARRIED 5 / 0

FOR: Cr Anne Ryan, Cr Jodie Lee, Cr Val Kaigg, Cr Andrew Macnish and Cr Mikayla Love

AGAINST: Nil

OFFICER RECOMMENDATION

That the Council receives the statutory monthly financial report for the period ending June 2024, pursuant to Regulation 34(4) of the *Local Government (Financial Management) Regulations 1996*. 30

EXECUTIVE SUMMARY

Pursuant to Section 6.4 of the *Local Government Act 1995* (the Act) and Regulation 34(4) of the *Local Government (Financial Management) Regulations 1996* (the Regulations), a local government is to prepare, on a monthly basis, a monthly financial report that reports on the City’s Statement of Financial Activity, Statement of Financial Position, and its performance in relation to its adopted / amended budget.

This report has been compiled to fulfil the statutory reporting requirements of the Act and associated Regulations, whilst also providing the Council with an overview of the City's financial performance on a year-to-date basis, for the period ending 30 June 2024.

STRATEGIC CONTEXT

Provision of the monthly financial report, while a statutory requirement, also supports open and accountable governance.

BACKGROUND

The Regulations detail the form and manner in which the monthly financial report is to be presented to the Council, and is to include the following:

- Annual budget estimates;
- Budget estimates to the end of the month in which the statement relates;
- Actual amounts of revenue and expenditure to the end of the month in which the statement relates;
- Material variances between budget estimates and actual revenue/expenditure (including an explanation of any material variances);
- The net current assets at the end of the month to which the statement relates (including an explanation of the composition of the net current position); and
- Statement of Financial Position

Additionally, and pursuant to Regulation 34(5) of the Regulations, a local government is required to adopt a material variance reporting threshold in each financial year.

At its meeting on 26 July 2023, the Council adopted (C2305/57) the following material variance reporting thresholds for the 2023/24 financial year:

That pursuant to Regulation 34(5) of the Local Government (Financial Management) Regulations, the Council adopts a material variance reporting threshold with respect to financial activity statement reporting for the 2023/24 financial year as follows:

- *Variances equal to or greater than 10% of the year-to-date budget amount as detailed in the Income Statement by Nature and Type/Statement of Financial Activity report, however variances due to timing differences and/or seasonal adjustments are to be reported only if not to do so would present an incomplete picture of the financial performance for a particular period; and*
- *Reporting of variances only applies for amounts greater than \$50,000.*

OFFICER COMMENT

To fulfil statutory reporting requirements and to provide the Council with a synopsis of the City's overall financial performance on a year-to-date basis, the following financial reports are attached hereto (Attachment 1):

Statement of Financial Activity

This report provides details of the City's operating revenues and expenditures on a year-to-date basis, by nature (i.e. description). The report has been further extrapolated to include details of non-cash adjustments and capital revenues and expenditures, to identify the City's net current position; which reconciles with that reflected in the associated Net Current Position report.

Statement of Financial Position

A statement of financial position is a financial statement that summarises the reporting entities assets (what it owns), liabilities (what it owes), and equity (assets less liabilities) on a particular date.

Basis of Preparation Note (Note 1)

Explains the regulatory framework upon which the financial statements have been prepared.

Statement of Financial Activity Note (Note 2)

Explains the non-cash items that have been excluded from the calculation of the Net Current Position in the Statement of Financial Activity.

Explanation of Material Variances Note (Note 3)

Provides a breakdown by directorate and cost centre of each of the variances on the face of the Statement of Financial Activity that meet the Council's adopted material variance threshold for 2023/24.

Net Current Position Summary Report

This report provides details of the composition of the net current asset position on a year-to-date basis and reconciles with the net current position as per the Statement of Financial Activity.

Capital Acquisition & Construction Report

This report provides full year budget performance (by line item) in respect of the following capital expenditure activities:

- Land and Buildings
- Plant and Equipment
- Furniture and Equipment
- Infrastructure

This report outlines the actual and budgeted movement from the start of the financial year to date, that result in the balances listed in the Statement of Financial Position for Property, Plant & Equipment.

Reserve Movements Report

This report provides summary details of transfers to and from reserve funds, and associated interest earnings on reserve funds, on a full year basis.

Additional reports and/or charts can be provided as required to further supplement the information comprised within the statutory financial reports.

Net Current Position Chart

Tracks the net Current Position over the year in comparison to previous 4 years.

Comments on Financial Activity to 30 June 2024

The Statement of Financial Activity (FAS) for the year to date (YTD) shows an overall Net Current Position (NCP) of \$2.2M as opposed to the YTD budget of \$0. The following table summarises the major YTD cash variances that appear on the face of the FAS, which, in accordance with Council's adopted material variance reporting threshold, collectively make up the above difference.

Each numbered item in this lead table is explained further in note 3 of the attached Monthly Financial Report.

Description	2023/24 Actual YTD \$	2023/24 Budget YTD \$	2023/24 Budget \$	2023/24 YTD Bud Variance %	2023/24 YTD Bud Variance \$	Change in Variance Current Month \$
Amount Attributable to Operating Activities				50.56%	7,725,713	1,071,438
Revenue from Operating Activities				8.80%	8,171,534	1,606,599
1. Grants, Subsidies and Contributions	7,467,241	5,452,685	5,452,685	36.95%	2,014,556	633,657
2. Fees & Charges	25,543,544	22,404,393	22,404,393	14.01%	3,139,151	823,786
3. Other Revenue	605,373	334,933	334,933	80.74%	270,440	54,566
4. Interest Earnings	6,390,122	4,305,492	4,305,492	48.42%	2,084,630	45,759
Expenses from Operating Activities				3.35%	3,466,948	(727,593)
5. Materials & Contracts	(24,670,529)	(29,232,925)	(29,232,925)	15.61%	4,562,396	(484,213)
6. Other Expenditure	(6,048,079)	(6,823,844)	(6,823,844)	11.37%	775,765	(429,102)
Amount Attributable to Investing Activities				44.07%	7,998,020	(2,462,241)
7. Capital Grants, Subsidies and Contributions	12,800,443	20,026,075	20,026,075	(36.08%)	(7,225,632)	(4,253,492)
8. Land & Buildings	(17,503,503)	(29,876,325)	(29,876,325)	41.41%	12,372,822	(1,055,019)
9. Plant & Equipment	(2,409,736)	(6,118,421)	(6,118,421)	60.62%	3,708,685	1,382,043
10. Furniture & Equipment	(544,989)	(1,668,909)	(1,668,909)	67.34%	1,123,920	267,723
11. Infrastructure	(15,504,349)	(22,832,438)	(22,832,438)	32.10%	7,328,089	1,280,152

Description	2023/24 Actual YTD \$	2023/24 Budget YTD \$	2023/24 Budget \$	2023/24 YTD Bud Variance %	2023/24 YTD Bud Variance \$	Change in Variance Current Month \$
12. Proceeds from Sale of Assets	684,638	863,800	863,800	(20.74%)	(179,162)	(78,225)
Amount Attributable to Financing Activities				(86.06%)	(27,133,447)	5,629,545
13. Proceeds from New Loans	0	2,000,000	2,000,000	(100.00%)	(2,000,000)	0
14. Advances to Community Groups	0	(250,000)	(250,000)	100.00%	250,000	0
15. Transfer to Restricted Assets	(25,868,051)	(9,200,455)	(9,200,455)	(181.16%)	(16,667,596)	(3,473,482)
16. Transfer from Restricted Assets	31,372,425	22,096,170	22,096,170	41.98%	9,276,255	7,913,367
17. Transfer from Reserves	46,288,590	60,739,045	60,739,045	(23.79%)	(14,450,455)	4,457,805

Investment Report

Pursuant to the Council's Investment Policy, a report is to be provided to the Council monthly, detailing the investment portfolio in terms of performance and counterparty percentage exposure of total portfolio. The report (see attached) is also to provide details of investment income earned against budget, whilst confirming compliance of the portfolio with legislative and policy.

A brief summary of the details contained in the report are as follows:

As at 30 June 2024 the value of the City's invested funds decreased to \$104M, from \$109M as at 31 May 2024. The decrease is a result of one term deposit being closed and another reduced, with the funds used for standard operational needs.

As at 30 June 2024 the 11am account balance is \$11.75M, being a decrease of \$12M from 31 May 2024. The decrease of \$250K to the 11am account is due to funds needed for standard operations.

During the month of June, five term deposits matured. One was closed, one was reduced and three were fully re-invested for a further 278 days at 5.06% on average.

The official cash rate remained steady during the month of June 2024 at 4.35%. The timing and nature of further movements of the cash rate are currently uncertain.

Borrowings Update

During the month no new loans were drawn, with \$884K in principal repayments and \$378K of interest on existing loans. The attached Loan Schedule outlines the status of all existing loans YTD.

Chief Executive Officer – Corporate Credit Card

Details of transactions made on the Chief Executive Officer's corporate credit card during June 2024 are provided below to ensure there is appropriate oversight and awareness.

Date	Payee	Description	\$ Amount
8/06/2024	WEST AUSTRALIAN DIGITAL	DIGITAL SUBSCRIPTION-PR	28.00
6/06/2024	SUSHI SUSHI	COUNCIL LUNCH CATERING 12/06/2024	212.40
12/06/2024	REMARKABLE	REMARKABLE EINK NOTEPAD, PEN & FOLIO - CEO	947.41
14/06/2024	KITCHEN TAKEOVERS	COFFEE FOR FUTYR EXECUTIVE AND MANAGER WORKSHOP	61.00
17/06/2024	SUSHI SUSHI	COUNCIL LUNCH CATERING 19/06/2024	222.20
18/06/2024	BAKED BUSSELTON	STAFF BRIEF CATERING	520.00
20/06/2024	UBER	TRANSPORT-RCAWA DINNER -CEO & CR MACNISH	18.92
20/06/2024	THE COFFEE CLUB CLAREMONT	RCAWA -COFFEES -CEO & CR MACNISH	10.88
20/06/2024	CROWN METROPOL PERTH	ACCOMMODATION-RCAWA-CEO	324.34
21/06/2024	CROWN METROPOL PERTH	ACCOMMODATION-RCAWA-CR MACNISH	248.47
20/06/2024	UBER	TRANSPORT-RCAWA DINNER -CEO & CR MACNISH	18.10
21/06/2024	CROWN METROPOL PERTH	BREAKFAST RCAWA-CR MACNISH	44.51
20/06/2024	CROWN METROPOL PERTH	BREAKFAST-RCAWA-CEO	55.63
26/06/2024	KITCHEN TAKEOVERS	STAFF BRIEF CATERING	240.00
26/06/2024	THE BUSSELTON PAVILLION	GOVERNANCE TEAM LUNCH	189.00
25/06/2024	DUXTON HOTEL	TRAINING ACCOMMODATION- PR STAFF	513.59
26/06/2024	DUXTON HOTEL	TRAINING ACCOMMODATION- PR STAFF	645.54
30/06/2024	MAILCHIMP	ELECTRONIC NEWSLETTER PR	419.20
		TOTAL	\$4,719.19

*CEO Profession Development Allowance

Donations & Contributions Received

During the month no non-infrastructure assets (bridges, roads, POS etc), donations or contributions were received.

Statutory Environment

Section 6.4 of the Act and Regulation 34 of the Regulations detail the form and manner in which a local government is to prepare financial activity statements.

Relevant Plans and Policies

The officer recommendation aligns to the following adopted plan or policy:

Plan:

Annual Adopted Budget 2023-2024 (and subsequent adopted amendments)

[Strategic Community Plan 2021-2031](#)

[Corporate Business Plan 2022-2026](#)

[Long Term Financial Plan 2022/23 - 2031/32](#)

Policy:

There are no relevant policies for this report.

Financial Implications

Any financial implications are detailed within the context of this report.

External Stakeholder Consultation

Not applicable.

Risk Assessment

An assessment of the potential implications of implementing the officer recommendation has been undertaken using the City's risk management framework, with risks assessed taking into account any controls already in place. No risks of a medium or greater level have been identified.

Options


The Statements of Financial Activity are presented in accordance with Section 6.4 of the Act and Regulation 34 of the Regulations and are to be received by the Council. The Council may wish to make additional resolutions as a result of having received these reports.

CONCLUSION

As at 30 June 2024, the City's net current position stands at \$2.2M, and cash reserve balances remain sufficient for their purposes.

TIMELINE FOR IMPLEMENTATION OF OFFICER RECOMMENDATION

Not Applicable.



**CITY OF BUSSELTON
MONTHLY FINANCIAL REPORT
For the period ended 30th June 2024**

**LOCAL GOVERNMENT ACT 1995
LOCAL GOVERNMENT (FINANCIAL MANAGEMENT) REGULATIONS 1996**

TABLE OF CONTENTS

Statements prescribed by regulation

Statement of Financial Activity	2
Statement of Financial Position	3
Note 1 Basis of Preparation	4
Note 2 Statement of Financial Activity Information	5
Note 3 Explanation of Material Variances	6 - 14

Other reports

Capital Acquisition & Construction report	15 - 19
Reserves Movements Report	20 - 29
Net Current Position Chart	30

City of BusseltonStatement of Financial ActivityYear to Date As At 30th June 2024

	Note	2023/2024 Actual YTD	2023/2024 Amended Budget YTD	2023/2024 Original Budget YTD	2023/2024 Amended Budget	2023/2024 Original Budget	2023/24 YTD Bud (A) Variance	2023/24 YTD Bud (A) Variance
		\$	\$	\$	\$	\$	%	\$
Operating Activities								
Revenue from Operating Activities								
Rates		60,898,902	60,395,882	60,395,882	60,395,882	60,395,882	0.83%	503,020
Grants, Subsidies and Contributions	3.1	7,467,241	5,452,685	5,325,685	5,452,685	5,325,685	36.95%	2,014,556
Fees & Charges	3.2	25,543,544	22,404,393	22,404,393	22,404,393	22,404,393	14.01%	3,139,151
Other Revenue	3.3	605,373	334,933	334,933	334,933	334,933	80.74%	270,440
Interest Earnings	3.4	6,390,122	4,305,492	4,305,492	4,305,492	4,305,492	48.42%	2,084,630
Profit on Asset Disposals		183,858	24,120	24,120	24,120	24,120	662.26%	159,738
		101,091,981	92,917,505	92,790,505	92,917,505	92,790,505	8.80%	8,171,534
Expenses from Operating Activities								
Employee Costs		(37,655,643)	(37,929,304)	(37,929,304)	(37,929,304)	(37,929,304)	0.72%	273,661
Materials & Contracts	3.5	(24,670,529)	(29,232,925)	(29,072,925)	(29,232,925)	(29,072,925)	15.61%	4,562,396
Utilities (Gas, Electricity, Water etc)		(3,164,518)	(2,980,399)	(2,980,399)	(2,980,399)	(2,980,399)	(6.18%)	(184,119)
Depreciation on non current assets		(27,128,433)	(25,541,373)	(25,541,373)	(25,541,373)	(25,541,373)	(6.21%)	(1,587,060)
Finance Costs		(1,716,476)	(1,749,875)	(1,749,875)	(1,749,875)	(1,749,875)	1.91%	33,399
Insurance Expenses		(911,491)	(894,395)	(894,395)	(894,395)	(894,395)	(1.91%)	(17,096)
Other Expenditure	3.6	(6,048,079)	(6,823,844)	(6,823,844)	(6,823,844)	(6,823,844)	11.37%	775,765
Allocations		1,483,067	1,996,605	1,996,605	1,996,605	1,996,605	25.72%	(513,538)
Loss on Asset Disposals		(81,738)	(205,278)	(205,278)	(205,278)	(205,278)	60.18%	123,540
		(99,893,841)	(103,360,789)	(103,200,789)	(103,360,789)	(103,200,789)	3.35%	3,466,948
Non-Cash Amounts Excluded from Operating Activities	2	21,806,820	25,722,532	25,722,531	25,722,532	25,722,532	(15.22%)	(3,915,712)
Amount Attributable to Operating Activities		23,004,960	15,279,248	15,312,247	15,279,248	15,312,248	50.56%	7,725,713
Investing Activities								
Capital Grants, Subsidies and Contributions	3.7	12,800,443	20,026,075	19,649,075	20,026,075	19,649,075	(36.08%)	(7,225,632)
Land & Buildings	3.8	(17,503,503)	(29,876,325)	(29,976,325)	(29,876,325)	(29,976,325)	41.41%	12,372,822
Plant & Equipment	3.9	(2,409,736)	(6,118,421)	(6,078,421)	(6,118,421)	(6,078,421)	60.62%	3,708,685
Furniture & Equipment	3.10	(544,989)	(1,668,909)	(1,488,909)	(1,668,909)	(1,488,909)	67.34%	1,123,920
Infrastructure	3.11	(15,504,349)	(22,832,438)	(21,917,829)	(22,832,438)	(21,917,829)	32.10%	7,328,089
								0
Proceeds from Disposal of Assets	3.12	684,638	863,800	863,800	863,800	863,800	(20.74%)	(179,162)
Self Supporting Loans - Repayment of Principal		182,579	193,385	193,385	193,385	193,385	(5.59%)	(10,806)
Amount Attributable to Investing Activities		(22,294,917)	(39,412,834)	(38,755,225)	(39,412,834)	(38,755,225)		17,117,917
Non-Cash Amounts Excluded from Investing Activities	2	(4,979,614)	(9,349,677)	(9,349,677)	(9,349,677)	(9,349,677)		(9,119,897)
Amount Attributable to Investing Activities		(27,274,531)	(48,762,511)	(48,104,902)	(48,762,511)	(48,104,902)	44.07%	7,998,020
Financing Activities								
Repayment of Borrowings		(4,620,953)	(4,738,701)	(4,738,701)	(4,738,701)	(4,738,701)	2.48%	117,748
Principal Elements of Finance Lease Payments		(106,199)	(114,651)	(114,651)	(114,651)	(114,651)	7.37%	8,452
Proceeds from New Loans	3.13	0	2,000,000	2,000,000	2,000,000	2,000,000	(100.00%)	(2,000,000)
Advances to Community Groups	3.14	0	(250,000)	(250,000)	(250,000)	(250,000)	100.00%	250,000
Transfer to Restricted Assets	3.15	(25,868,051)	(9,200,455)	(11,180)	(9,200,455)	(11,180)	(181.16%)	(16,667,596)
Transfer from Restricted Assets	3.16	31,372,425	22,096,170	20,563,074	22,096,170	20,563,074	41.98%	9,276,255
Transfer to Reserves		(42,576,297)	(39,002,735)	(39,002,737)	(39,002,735)	(39,002,738)	(9.16%)	(3,573,562)
Transfer from Reserves	3.17	46,288,590	60,739,045	52,392,260	60,739,045	52,392,260	(23.79%)	(14,450,455)
Amount Attributable to Financing Activities		4,489,516	31,528,673	30,838,065	31,528,673	30,838,064	(85.76%)	(27,039,157)
Opening Funds Surplus/ (Deficit)		1,955,161	1,954,590	1,954,590	1,954,590	1,954,590		
Amount Attributable to Operating Activities		23,004,960	15,279,248	15,312,247	15,279,248	15,312,248		
Amount Attributable to Investing Activities		(27,274,531)	(48,762,511)	(48,104,902)	(48,762,511)	(48,104,902)		
Amount Attributable to Financing Activities		4,489,516	31,528,673	30,838,065	31,528,673	30,838,064		
Net Current Position - Surplus / (Deficit)	2	2,175,107	0	0	0	0	#####	2,175,107

City of Busselton
Statement of Financial Position
Year to Date As At 30th June 2024

	2023/24	2022/23
	YTD Actual	Actual
	\$	\$
Current Assets		
Cash & Cash Equivalents	18,045,082	21,032,276
Trade & Other Receivables - Current	4,425,831	3,750,792
Other Financial Assets	90,187,415	94,682,579
Inventories	1,611,153	1,272,715
Contract Assets	338,323	309,426
Other Assets	570,946	483,906
Non-Current Assets Held for Sale	0	0
Total Current Assets	115,178,750	121,531,695
Non Current Assets		
Other Receivables	660,842	678,222
Other Financial Assets	1,247,465	1,431,938
Property, Plant & Equipment	214,437,966	199,363,753
Infrastructure	679,517,828	651,595,672
Contract Assets	7,611,681	7,672,464
Right of Use Assets Furniture & Equipment	8,091	104,784
Total Non Current Assets	903,483,873	860,846,832
Total Assets	1,018,662,623	982,378,526
Current Liabilities		
Trade & Other Payables	11,258,929	8,873,525
Contract Liabilities	8,061,168	1,266,220
Grant Liabilities	1,696,464	984,500
Lease Liabilities	11,096	117,396
Borrowings	4,377,643	4,620,953
Employee Provisions	5,855,301	5,885,190
Other Provisions	1,246,300	6,504,000
Total Current Liabilities	32,506,901	28,251,784
Non Current Liabilities		
Sundry Payable	0	0
Contract Liabilities	3,415,123	9,205,220
Grant Liabilities	5,768,816	6,861,059
Lease Liabilities	72,489	72,873
Borrowings	39,243,557	43,621,201
Employee Provisions	623,638	577,890
Total Non Current Liabilities	49,123,623	60,338,242
Total Liabilities	81,630,524	88,590,026
Net Assets	937,032,099	893,788,500
Equity		
Retained Surplus	501,534,090	483,823,213
Reserves	74,425,888	78,138,181
Revaluation Surplus	361,072,122	331,827,106
Total Equity	937,032,099	893,788,500

CITY OF BUSSELTON

NOTES TO THE STATEMENT OF FINANCIAL ACTIVITY

For the period ended 30th June 2024

Note 1 BASIS OF PREPARATION AND SIGNIFICANT ACCOUNTING POLICIES

BASIS OF PREPARATION

This prescribed financial report has been prepared in accordance with the *Local Government Act 1995* and accompanying regulations.

Local Government Act 1995 requirements

Section 6.4(2) of the *Local Government Act 1995* read with the *Local Government (Financial Management) Regulations 1996*, prescribe that the financial report be prepared in accordance with the *Local Government Act 1995* and, to the extent that they are not inconsistent with the Act, the Australian Accounting Standards. The Australian Accounting Standards (as they apply to local governments and not-for-profit entities) and Interpretations of the Australian Accounting Standards Board were applied where no inconsistencies exist.

The *Local Government (Financial Management) Regulations 1996* specify that vested land is a right-of-use asset to be measured at cost, and is considered a zero cost concessionary lease. All right-of-use assets under zero cost concessionary leases are measured at zero cost rather than at fair value, except for vested improvements on concessionary land leases such as roads, buildings or other infrastructure which continue to be reported at fair value, as opposed to the vested land which is measured at zero cost. The measurement of vested improvements at fair value is a departure from AASB 16 which would have required the City to measure any vested improvements at zero cost.

Local Government (Financial Management) Regulations 1996, regulation 34 prescribes contents of the financial report. Supporting information does not form part of the financial report.

Accounting policies which have been adopted in the preparation of this financial report have been consistently applied unless stated otherwise. Except for cash flow and rate setting information, the financial report has been prepared on the accrual basis and is based on historical costs, modified, where applicable, by the measurement at fair value of selected non-current assets, financial assets and liabilities.

THE LOCAL GOVERNMENT REPORTING ENTITY

All funds through which the City controls resources to carry on its functions have been included in the financial statements forming part of this financial report.

All monies held in the Trust Fund are excluded from the financial statements.

Judgements and estimates

The preparation of a financial report in conformity with Australian Accounting Standards requires management to make judgements, estimates and assumptions that effect the application of policies and reported amounts of assets and liabilities, income and expenses.

The estimates and associated assumptions are based on historical experience and various other factors believed to be reasonable under the circumstances; the results of which form the basis of making the judgements about carrying values of assets and liabilities that are not readily apparent from other sources. Actual results may differ from these estimates.

The balances, transactions and disclosures impacted by accounting estimates are as follows:

- estimated fair value of certain financial assets
- impairment of financial assets
- estimation of fair values of land and buildings, infrastructure and investment property
- estimation uncertainties made in relation to lease accounting
- estimated useful life of intangible assets

SIGNIFICANT ACCOUNTING POLICES

Significant accounting policies utilised in the preparation of these statements are as described within the 2023-24 Annual Budget. Please refer to the adopted budget document for details of these policies.

PREPARATION TIMING AND REVIEW

Date prepared: All known transactions YTD

CITY OF BUSSELTON
NOTES TO THE STATEMENT OF FINANCIAL ACTIVITY
For the period ended 30th June 2024

Note 2 STATEMENT OF FINANCIAL ACTIVITY INFORMATION

	Adopted Budget Closing 30-Jun-24	Last Year Closing 30-Jun-23	Year to Date 29-Feb-24
Net current assets used in the Statement of Financial Activity			
Current assets	\$	\$	\$
Cash and cash equivalents	79,919,613	115,532,276	108,045,082
Trade and other receivables	2,523,748	2,734,948	4,425,831
Inventories	1,200,000	1,272,715	1,611,153
	83,643,361	119,539,940	114,082,067
Less: current liabilities			
Trade and other payables	3,765,648	3,765,648	7,304,497
Other liabilities	6,627,934	6,342,753	13,712,064
	10,393,582	10,108,401	21,016,561
Net current assets	73,249,779	109,431,539	93,065,506
Less: Total adjustments to net current assets	(c) (73,249,779)	(107,476,377)	(90,890,399)
Closing funding surplus / (deficit)	0	1,955,161	2,175,107

(a) Non-cash amounts excluded from Net Current Position

The following non-cash revenue and expenditure has been excluded from operating activities within the Statement of Financial Activity in accordance with *Financial Management Regulation 32*.

	Adopted Budget Closing 30-Jun-24	Last Year Closing 30-Jun-23	Year to Date 29-Feb-24
Non-cash amounts excluded from operating activities	\$	\$	\$
Adjustments to operating activities			
Less: Profit on asset disposals	(24,120)	(200,266)	(183,858)
Less: Movement in finance leases	0	(47,238)	0
Less: Movement Other	0	(368,664)	81,313
Less: Fair value adjustments to financial assets at amortised cost	0	(6,450)	(2,942)
Less: Movement in pensioner deferred rates (non-current)	0	(49,037)	(18,333)
Less: Movement in employee benefit provisions (non-current)	0	(69,787)	(5,241,842)
Add: Loss on disposal of assets	205,278	346,370	81,738
Less: Movement in other provisions (non-current)	0	6,504,000	(37,689)
Add: Depreciation on non-current assets	25,541,373	26,481,887	27,128,433
Total non-cash amounts excluded from operating activities	25,722,531	32,590,815	21,806,820

(b) Non-cash amounts excluded from investing activities

The following non-cash revenue and expenditure has been excluded from investing activities within the Statement of Financial Activity in accordance with *Financial Management Regulation 32*.

Adjustments to investing activities			
Infrastructure received for substantially less than fair value	(9,300,000)	(5,204,907)	(5,466,585)
Movement in current liabilities for transfers to acquire or construct non-financial assets to be controlled by the entity associated with restricted cash	(49,677)	2,037,309	486,971
Total non-cash amounts excluded from investing activities	(9,349,677)	(3,167,599)	(4,979,614)
Total non-cash amounts excluded from Net Current Position	16,372,854	29,423,216	16,827,206

(c) Current assets and liabilities excluded from budgeted deficiency

The following current assets and liabilities have been excluded from the net current assets used in the Statement of Financial Activity in accordance with *Financial Management Regulation 32* to agree to the surplus/(deficit) after imposition of general rates.

	Adopted Budget Closing 30-Jun-24	Last Year Closing 30-Jun-23	Year to Date 29-Feb-24
Adjustments to net current assets	\$	\$	\$
Less: Reserves/ Restricted - cash backed	(79,877,713)	(113,819,130)	(103,469,281)
- Current portion of contract liability held in restricted assets	1,551,401	1,266,220	8,061,168
- Current portion of unspent capital grants held in restricted assets	984,500	984,500	563,283
- Current portion of performance bonds held in restricted assets	4,092,033	4,092,033	3,954,432
Total adjustments to net current assets	(73,249,779)	(107,476,377)	(90,890,399)

CURRENT AND NON-CURRENT CLASSIFICATION

In the determination of whether an asset or liability is current or non-current, consideration is given to the time when each asset or liability is expected to be settled. Unless otherwise stated assets or liabilities are classified as current if expected to be settled within the next 12 months, being the Council's operational cycle.

CITY OF BUSSELTON
NOTES TO THE STATEMENT OF FINANCIAL ACTIVITY
FOR THE PERIOD ENDED 30TH JUNE 2024

Note 3 Material Variance Explanations

Cost Centre or Project	Description	Actual YTD \$	Budget YTD \$	Full Year Budget \$	Variance YTD %	Variance YTD \$	Change in Variance Current Month \$
Amounts Attributable to Operating Activities		23,004,961	15,279,248	15,279,248	50.56%	7,725,713	1,071,439
Revenue from Operating Activities		101,089,039	92,917,505	92,917,505	8.79%	8,171,534	1,606,599
The material variance items contained within this category, on the face of the FAS, are explained below:							
1	Grants, Subsidies and Contributions	7,467,241	5,452,685	5,452,685	36.95%	2,014,556	633,657
Office of the CEO		12,789	692	692	1748.46%	12,097	3,031
1031	Stakeholder Relations	12,147	-	-	100.00%	12,147	3,531
Positive variance relates to the receipt of parenting leave reimbursements, which can never be predicted with any accuracy, but are offset by the outgoing payments to the staff member.							
Corporate Strategy and Performance		3,259,873	175,615	175,615	1756.26%	3,084,258	2,802,799
1029	Governance Services	-	10,000	10,000	(100.00%)	(10,000)	(10,000)
Budgeted revenue was for trainee government incentive payments. As the relevant trainee worked in Library Services, actual revenue was allocated to the Library Services cost centre.							
1030	Human Resources and WHS	21,409	5,500	5,500	289.26%	15,909	13,039
Relates to unbudgeted reimbursements from LGIS for Health Checks, as well as employee study assistance reimbursements, all of which are offset by the additional expenditure elsewhere.							
1032	Financial Services Management	133,469	-	-	100.00%	133,469	-
This unbudgeted income amount is a result of the transfer of restricted developer contribution funds held aside for activities that were completed/acquitted many years ago. This was discovered as part of the reserve consolidation process.							
1033	Finance	157,692	100,867	100,867	56.34%	56,825	(9,896)
This positive variance is a result of the transfer of restricted developer contribution funds held aside for activities that were completed/acquitted many years ago. This was discovered as part of the reserve consolidation process.							
1034	Rates	2,906,052	39,709	39,709	7218.37%	2,866,343	2,809,471
The positive variance is mainly attributable to the 22/23 adjustment to the Financial Assistance Grants, plus an adjustment paid in relation to the advance payment made in June for the 23/24 year, as well as the 85% advance payment of the 24/25 grant, none of which was not known or could have been predicted at time of budgeting (note that this item should have been allocated against the Finance cost centre). It should also be noted that 24/25 grants paid in advance have been set aside in the Prepaid Grants Reserve to be utilised in the 24/25 budget, so have no impact on the bottom line.							
1040	Legal Services	21,027	6,289	6,289	234.35%	14,738	(174)
Positive variance relates to the receipt of parenting leave reimbursements, which can never be predicted with any accuracy, but are offset by the outgoing payments to the staff member.							
Economic and Business Development		635,644	1,005,331	1,005,331	(36.77%)	(369,687)	(240,488)
1002	Events and Cultural Management	10,500	-	-	100.00%	10,500	-
This relates to grant funding that was received in previous financial years for works that have been completed in this financial year, and therefore not recognised as income until this financial year, but the budget was not relisted. It includes: Lotterywest \$9,500 - Ballarat Engine Augmented Reality Interpretation Australian Government - National Indigenous Australians Agency - \$1,000 – NAIDOC Week Grants Activity Program Funding							
1003	Cultural Precinct	35,623	210,248	210,248	(83.06%)	(174,625)	(99,806)
The variance is due to a timing delay with programming for Saltwater. The grant income has been received but not yet allocated to the project as the expenses have not yet been incurred.							
1005	Library Services	116,257	91,619	91,619	26.89%	24,638	4,916
This budget line applies to the contributions made towards the SW Library Consortia and eContent selector roles. These contributions are collectively made by other Local Governments (LGs) and the State Library. We exceeded this budget line by approximately \$10,000. In addition to these contributions, there is also a reimbursement for parenting leave payments of approximately \$17K.							
1007	Airport Operations	241,522	408,937	408,937	(40.94%)	(167,415)	(36,495)
The Full year to date budget mistakenly includes a capital grant allocation and the actual YTD value is lower than expected due to the delays in completion of the BMRA Terminal Business case.							
1041	Property and Land Leasing	221,851	287,102	287,102	(22.73%)	(65,251)	(108,995)
Budget incorrectly includes the \$64K contribution from Locke Estate tenants. The actual contributions have been received as capital contributions.							
Community Planning		1,139,683	1,455,631	1,455,631	(21.71%)	(315,948)	(521,932)
1009	Community and Recreation Services Management	30,468	7,537	7,537	304.24%	22,931	19,126
1009 variance is due to partial grant payment \$19k of Every Club revenue received into 1009 but budgeted for in 1010 below, remaining variance attributed to Dept of Training subsidies not received.							
1010	Community and Recreation Development	4,699	106,500	106,500	(95.59%)	(101,801)	(42,208)
1010 is under budget due to Every Club error for 1009/1010 (as above) and \$40k being budgeted twice in error as Every Club grant revenue. Also Dept Communities grant application was unsuccessful therefore funds not received.							
1011	Leisure Centres	53,013	337	337	15627.60%	52,676	1,720
This relates to a CCCF grant that was budgeted for in the previous financial year, but not acquitted and received until this year. It was an omission from the budget, but so too was the final expenditure amounts that offset this.							
1013	Youth Development	104,765	85,620	85,620	22.36%	19,145	(82,439)

CITY OF BUSSELTON
NOTES TO THE STATEMENT OF FINANCIAL ACTIVITY
FOR THE PERIOD ENDED 30TH JUNE 2024

Note 3 Material Variance Explanations

Cost Centre or Project	Description	Actual YTD \$	Budget YTD \$	Full Year Budget \$	Variance YTD %	Variance YTD \$	Change in Variance Current Month \$
Exceeded budget due to RIO funding, Eventbrite event income and Department of Training and Workforce contributions.							
1049	Strategic Planning	25,318	142,000	142,000	(82.17%)	(116,682)	(191,682)
The budget relates to the Coastal Adaptation and Protection Plan – Marybrook Siesta Park Erosion Strategy. The project is on track, however, will take a few years to complete. The budget is carried forward to the next financial year.							
1051	Environmental Health Services	72,590	83,682	83,682	(13.26%)	(11,092)	(4,707)
The variance is due to the budgeted amount being an estimate of what may be required for mosquito treatment. Due to leftover treatment product from the previous season less product was required this season and therefore less funding from WA Department of Health was needed to purchase that product.							
1054	Ranger Services	33,116	2,452	2,452	1250.65%	30,664	(533)
Positive variance relates to the receipt of workers compensation insurance reimbursements, which can never be predicted with any accuracy, but are offset by the outgoing payments to the staff member.							
1056	Emergency Services	811,360	1,022,972	1,022,972	(20.69%)	(211,612)	(217,893)
Primarily related to variance between approved MAF grant values and actual claimed expenditure following implementation of approved works.							
Infrastructure and Environment		2,319,569	2,815,416	2,815,416	(17.61%)	(495,847)	(1,409,754)
1014	Infrastructure and Environment Directorate	1,333,971	858,776	858,776	55.33%	475,195	(157,761)
The contributions from BJINC are higher than anticipated due to their income being a lot higher than expected.							
1015	Civil Infrastructure Management	286,164	71,605	71,605	299.64%	214,560	(12,322)
Positive variance relates to the receipt of workers compensation insurance reimbursements, which can never be predicted with any accuracy, but are offset by the outgoing payments to the staff members.							
1017	Parks & Gardens	126,967	48,169	48,169	163.58%	78,798	40,922
Positive variance due to additional unbudgeted income from EV charging stations in both Busselton and Dunsborough locations.							
1020	Engineering and Facilities Services Management	398,929	1,340,873	1,340,873	(70.25%)	(941,944)	(938,954)
The variance can be attributed to two projects grants, i.e. PACP Coastal Grant Projects and the Safer Speed Trial Joint Venture (RAC, CoB and AMR). The PACP Coastal Grant Project – is currently in the delivery stage, with works completed in Abbey and Broadwater, the works could not be commenced earlier as the location and design of the coastal protection works was reliant on the inundation modelling to be completed. This has taken longer than anticipated but is now completed. The Safer Speed Trial Joint Venture (RAC, CoB and AMR) – is still in its planning phase, as a result very little expenditure has been incurred.							
1022	Design and Survey	-	10,000	10,000	(100.00%)	(10,000)	(10,000)
This is part of a two year study, year 1 has been undertaken, claim still to be submitted to recoup year 1 funding.							
1025	Fleet Services	156,428	122,592	122,592	27.60%	33,836	29,073
Revenue above the YTD budget amount from additional fuel subsidies as a result of increased fuel consumption.							
1026	Waste Services	12,171	-	-	100.00%	12,171	-
Majority of the unbudgeted revenue is attributed to reimbursements from insurance and parental leave payments, as well as some other LGAs contributions back in August 2023, relating to when the City previously employed the Southwest Regional Waste Grp. Tech Officer .							
1062	Sustainability	-	357,964	357,964	(100.00%)	(357,964)	(357,964)
State NRM funding for Stage 3 Sediment Removal in the Lower Vasse River, project to be completed 24/25.							
2	Fees & Charges	25,543,544	22,404,393	22,404,393	14.01%	3,139,151	823,786
Corporate Strategy and Performance		277,462	225,284	225,284	23.16%	52,178	(19,956)
1036	Information and Communication Technology	371	10,000	10,000	(96.29%)	(9,629)	(10,000)
The invoice for the rental of fibre-optic cable missed the end-of-financial-year deadline and was not included in accruals. This will be realised in the 2024/25 financial year.							
1037	Customer Service	189,957	123,641	123,641	53.64%	66,316	(648)
The positive variance to budget is directly related to both Busselton and Dunsborough cemeteries. In both cases there have been a higher than forecast number of burials YTD, meaning that revenue is increased.							
Economic and Business Development		9,852,255	7,862,242	7,862,242	25.31%	1,990,013	1,030,713
1003	Cultural Precinct	41,748	95,302	95,302	(56.19%)	(53,553)	(24,760)
The Saltwater budgeted ticket income has not been achieved due to venue delays. This income has been offset by reduced expenses, with an overall net positive result against budget.							
1005	Library Services	47,416	37,735	37,735	25.65%	9,681	1,446
The printing and photocopying was estimated off the previous financial year's revenue generation. The figures were higher at both Busselton and Dunsborough libraries. Our printing service remains highly used by the community.							
1004	Events	64,718	41,072	41,072	57.57%	23,645	13,255
The positive variance is due to the higher than expected use of the electronic billboard and other ground hire charges.							
1007	Airport Operations	6,669,795	4,549,237	4,549,237	46.61%	2,120,558	1,033,657
The increase in YTD actual revenue compared to YTD Budget is due to the increase in revenue associated with air services, passenger numbers and car parking.							
1008	Economic Development	1,953,767	1,820,833	1,820,833	7.30%	132,934	23,868
Predominantly made up of above expected income from the BJTP simply due to better than anticipated occupancy.							
1012	Venue Support	241,004	164,701	164,701	46.33%	76,302	674

CITY OF BUSSELTON
NOTES TO THE STATEMENT OF FINANCIAL ACTIVITY
FOR THE PERIOD ENDED 30TH JUNE 2024

Note 3 Material Variance Explanations

Cost Centre or Project	Description	Actual YTD \$	Budget YTD \$	Full Year Budget \$	Variance YTD %	Variance YTD \$	Change in Variance Current Month \$
Income higher than expected due to a number of factors including unexpected regular hire of YCAB by Bunbury Community College while renovations on BCC premises were undertaken. Hire of Undalup Room significantly above expectations. Bovell hire significantly above expectations due to growth in utilisation of the ovals by existing tenants. New regular hirers at both Yallingup Churchill Park halls that weren't expected along with most other sporting fields also having higher than expected utilisation by existing clubs due to ongoing growth of filed sports.							
1041	Property and Land Leasing	284,352	602,368	602,368	(52.79%)	(318,015)	(14,341)
The negative variance is due to the annual accounting adjustment to the long term rental receivable asset for the properties that are under the head lease/sub-lease arrangement with the state government. The income side is taken up against different parts of the budget (cash effect nil), in accordance with the accounting standard for leases. If not for this the actuals would be almost on budget.							
Community Planning		5,500,534	5,390,000	5,390,000	2.05%	110,534	(202,598)
1011	Leisure Centres	3,161,924	2,729,244	2,729,244	15.85%	432,680	52,911
We are surpassing our financial targets at GLC and NCC facilities, as a result of substantial growth in memberships, increased sales at the café/kiosk, high demand for pool entry/hire, programs and facility hire.							
1046	Building Services	758,152	736,345	736,345	2.96%	21,807	15,419
Fees income is determined by the volume and construction costs of building activity. Fee income is budgeted on a best estimate basis, but is inherently uncertain. Building activity has continued at elevated levels.							
1048	Statutory Planning	795,299	819,448	819,448	(2.95%)	(24,149)	4,494
Fees income is determined by the volume and value of development activity. Fee income is budgeted on a best estimate basis, but is inherently uncertain. Development activity has continued at elevated levels but DAP applications has reduced.							
1048	Strategic Planning	19,460	44,170	44,170	(55.94%)	(24,710)	3,147
Fee income is significantly less due to the reduction in in the number of Scheme Amendments submitted as a result of the Moratorium in place for the drafting of Scheme 22.							
1053	Development Compliance	113,215	125,000	125,000	(9.43%)	(11,785)	(622)
Less than expected due to lower rates of new pools requiring inspections than anticipated budgeted volume, which was based on average of previous 3-year rate of growth.							
1054	Ranger Services	154,193	170,124	170,124	(9.36%)	(15,931)	(2,592)
Related to lower than predicted volume of annual animal registrations due to increase in lifetime registrations over the past few years, reduced issuing of fire hazard infringements and vehicle impoundments along with minimal requests for issuing of new parking permits.							
Infrastructure and Environment		9,913,266	8,926,868	8,926,868	11.05%	986,398	15,627
1020/1023	Engineering and Facilities Services Management & Development Control	177,545	97,967	97,967	81.23%	79,579	155,337
The revenue on Supervision Fees is calculated on historic averages and to some degree based on economic predictions in the market. However we have been experiencing a marked increase in the number of sub-divisions and lots created this FY and as a result we have received increase revenue.							
1026	Waste Services	9,727,371	8,821,226	8,821,226	10.27%	906,145	23,640
Additional revenue in multiple accounts from various sources including the waste facilities benefiting from the high selling price of scrap metal and the increased income from tipping additional volumes of liquid waste. Other revenue sources include additional properties paying the waste, recycling collection charges							
3	Other Revenue	605,373	334,933	334,933	80.74%	270,440	54,566
Corporate Strategy and Performance		94,360	29,869	29,869	215.91%	64,490	38,183
1033	Finance	30,822	500	500	6064.31%	30,322	39,775
The positive over budget variance is due to the receipt of salary packaging amounts from the former third party staff salary packaging provider, but the new provider has not as yet reconciled all of the various accounts and requested the funds to be transferred to them.							
1034	Rates	22,137	7,622	7,622	190.44%	14,515	-
The ESL Levy administration fee (done by the Rates team), came in a lot higher than forecast.							
1037	Customer Service	32,432	21,747	21,747	49.13%	10,685	(1,592)
There has been higher than expected sales of number plates and memorialisation stock.							
Infrastructure and Environment		419,302	210,898	210,898	98.82%	208,405	18,510
1017	Parks & Gardens	56,545	26,051	26,051	117.06%	30,494	21,514
Invoicing for water sold via the standpipe at the NCC is higher than expected YTD, due to significantly higher demand.							
1026	Waste Services	350,269	184,847	184,847	89.49%	165,423	(3,004)
Positive YTD budget variance amount is due to higher volumes of sales of scrap metal at higher than expected prevailing prices.							
4	Interest Earnings	6,390,122	4,305,492	4,305,492	48.42%	2,084,630	45,759
Better than YTD budget due to higher than expected interest rates and cash on hand position earlier in the year, with the roll over of invested funds from last financial year also coming to fruition and overlapping into this financial year.							
Expenses from Operating Activities		(99,893,841)	(103,360,789)	(103,360,789)	3.35%	3,466,948	(727,593)
The expense line items on the face of the financial statement that have a YTD variance that meet the material reporting threshold are outlined below:							
5	Materials & Contracts	(24,670,529)	(29,232,925)	(29,232,925)	15.61%	4,562,396	(484,213)
Office of the CEO		31,379	8,485	8,485	(269.82%)	(22,894)	(1,494)
1031	Stakeholder Relations	26,177	3,261	3,261	(702.62%)	(22,915)	(1,885)
The variance relates to subscription costs that have not been budgeted for associated with the website and mail chimp. These have been budgeted organisationally and so the funds are covered.							

CITY OF BUSSELTON
NOTES TO THE STATEMENT OF FINANCIAL ACTIVITY
FOR THE PERIOD ENDED 30TH JUNE 2024

Note 3 Material Variance Explanations

Cost Centre or Project	Description	Actual YTD \$	Budget YTD \$	Full Year Budget \$	Variance YTD %	Variance YTD \$	Change in Variance Current Month \$
Corporate Strategy and Performance		2,372,437	2,303,008	2,303,008	(3.01%)	(69,429)	(135,794)
1027	Corporate Strategy and Performance Directorate	93	28,637	28,637	99.68%	28,544	6,553
Forecast activities for which external consultancy was to be required have either not as yet commenced, not progressed as planned, or internal resources have been utilised instead.							
1029	Governance Services	264,363	286,090	286,090	7.59%	21,727	1,617
Underspend is primarily due to a reduction in consultancy and subscription costs incurred over the financial year.							
1030	Human Resources and WHS	131,497	114,608	114,608	(14.74%)	(16,889)	(63,340)
ELT supported the engagement of Veraison acknowledging that HR consultancy wouldn't cover it and CEO contingency would be used to offset.							
1033	Finance	111,360	95,729	95,729	(16.33%)	(15,631)	2,860
The overspend is primarily due to a timing issue with how the budget for bank charges has been shaped through the year. The budget has been evenly spread, however the bulk of the bank charges arise when people pay their rates in September. There has also been higher than expected consultancy costs due to the resetting of the Long Term Financial Plan model.							
1034	Rates	177,485	220,979	220,979	19.68%	43,494	14,652
The positive variance YTD is mainly due to a lag in receiving legal expense bills for debt collection proceedings.							
1036	Information Technology	1,469,208	1,332,305	1,332,305	(10.28%)	(136,903)	(87,279)
Software costs have exceeded budget due to higher than CPI cost increases and moving items of software from other cost codes to the IT cost code. Software has been budgeted better for the 2024-25 fin year and will be allocated more accurately to enable a better comparison between budget and actuals. Also, photocopying and printing allocated to IT from other areas that weren't budgeted for in IT.							
1037	Customer Service	77,168	63,922	63,922	(20.72%)	(13,246)	120
Overspend due to staff amenities now allocated 100% to Customer Service, for distribution throughout the organisation, plus software costs budgeted elsewhere. There is also an overspend in memorial plaques, due to increased demand, which can be seen in the offsetting increase in sales.							
1040	Legal Services	121,988	152,520	152,520	20.02%	30,532	(8,799)
The second half of FY24 saw a reduction in general legal expenditure and resulted in an underspend. Due to the reactive nature of legal services it is difficult to predict with certainty actual expenditure each financial year.							
Economic and Business Development		2,525,356	2,752,692	2,752,692	8.26%	227,336	(96,327)
1003	Cultural Precinct	125,511	287,154	287,154	56.29%	161,642	82,420
The variance is due to a timing delay with programming expenses for Saltwater. Expenditure related to the grant for the opening production has been postponed.							
1007	Airport Operations	1,415,830	1,346,936	1,346,936	(5.11%)	(68,893)	(186,109)
Some activities falling under Airport Screening services, Security costs, Airport Maintenance, Inspections, Consultancy, Contractors and purchase of materials have started and commitments have been raised, other works have either not commenced and hence PO's not raised. Expenditure in these areas are also dependent on staff and contractor availability and hence variations occurring as a result of timing issues.							
1008	Economic Development	678,514	735,262	735,262	7.72%	56,747	12,635
Variance relates to varied miscellaneous expenditures that were lower than expected within the caravan park operations, an upgrade at the caravan park that didn't proceed and some minor underspends across the economic development unit due to the impact of unfilled positions for extended periods during the year.							
1041	Property and Land Leasing	37,194	53,314	53,314	30.24%	16,120	201
Variance consists on a number of small underspends: •\$5K - Bush fire management plan for Locke Estate didn't proceed and will now be undertaken this year •\$5K Smiths Beach toilet block surveying wasn't undertaken this year •\$3K relates to year end accounting adjustment for lease liabilities •\$6.5K is for the annual APRA licence which was allocated against a different budget line There was also an overspend of \$3.5k on operating the Dunsborough Shopping Centre toilets							
1042	Aged and Community Housing	92,658	141,735	141,735	34.63%	49,077	2,139
The variance is due to the timing of invoices being issued as there are a number of commitments recorded against the operating expenses for both the Harris Road and Winderlup Villa units. There has also been a delay in obtaining quotes from contractors for certain works.							
Community Planning		1,949,488	2,515,077	2,515,077	22.49%	565,589	147,699
1010	Community and Recreation Development	360,803	390,089	390,089	7.51%	29,286	20,393
Actuals below budget due to under spends in consultancy.							
1011	Leisure Centres	584,081	477,767	477,767	(22.25%)	(106,313)	(11,773)
Actuals exceeded EOFY budget due to unplanned maintenance work required to fix the indoor pool liner, as well as increases in BOC gas supplies and kiosk supplies for café requirements.							
1046	Building Services	8,034	28,539	28,539	71.85%	20,504	1,955
Software licensing for applications used in building services was forecast at being a lot higher than has actually eventuated, due to a delay in the release of the Building Code and Australian Standards. Also, there is a timing difference in relation to the building certification registrations of the team and only two surveyors were required to register this financial year.							
1048	Statutory Planning	23,443	57,023	57,023	58.89%	33,580	(1,978)

CITY OF BUSSELTON
NOTES TO THE STATEMENT OF FINANCIAL ACTIVITY
FOR THE PERIOD ENDED 30TH JUNE 2024

Note 3 Material Variance Explanations

Cost Centre or Project	Description	Actual YTD \$	Budget YTD \$	Full Year Budget \$	Variance YTD %	Variance YTD \$	Change in Variance Current Month \$
This relates mainly to consultancy spend, which in this area mainly relates to design review or peer review of technical documents (e.g. traffic impact assessments) in support of applications. The timing of that spend largely relates to the lodgement and assessment of applications, and is not determined by the City.							
1049	Strategic Planning	130,853	430,540	430,540	69.61%	299,687	59,589
A large proportion of total budget in this area (approx. 280K) is for a coastal planning project in the Siesta Park/Marybrook area, and the timing of that spend will be determined by an RFT and subsequent contractual process, but none of that spend has yet been incurred. The variance in this area is entirely attributable to that.							
1051	Environmental Health Services	97,370	118,591	118,591	17.89%	21,221	(2,792)
The majority of the variance is due to less mosquito management work being required than originally budgeted for due to lower than expected breeding numbers of virus spreading mosquitoes and an earlier than expected end to the season.							
1054	Ranger Services	51,806	177,121	177,121	70.75%	125,315	67,459
Underspend variance can be attributed to the following: - \$37K was budgeted for postage of Firebreak Notice – decision made to send out with rates due to impending changes. - \$88K in various commitments related to animal control, the community engagement associated with the bush fire notice review, and equipment and towing services that have not come to fruition, resulting in a savings against budget.							
1056	Emergency Services	585,472	734,692	734,692	20.31%	149,220	19,976
The main variances relate to budget timing and include a \$117K underspend on the bushfire mitigation program and approximately \$45K for the Emergency Asset Management Project for a contractor has been engaged but work has not as yet concluded.							
Infrastructure and Environment		17,791,598	21,653,663	21,653,663	17.84%	3,862,065	(398,298)
1014	Infrastructure and Environment Directorate	408,745	446,651	446,651	8.49%	37,906	34,141
The spend relates to the contribution to works for Port Geographe coastal management. Works were completed with no further expenditure required. Unspent funds remain in the reserve.							
1016	Construction and Maintenance	2,092,041	2,365,801	2,365,801	11.57%	273,760	117,766
The main variances are: • Boat Ramp Maintenance (12786-12788). All routine boat ramp maintenance complete with some savings in this area due to milder winter. • Bridge Maintenance – Contractor unable to complete contracted works prior to end of June, balance of works scheduled in July • Rural Tree Pruning – Contractor unable to complete contracted works prior to end of June, balance of works scheduled in July • Roadside spraying – Contractor unable to complete contracted works prior to end of June							
1017	Parks & Gardens	4,086,692	4,117,442	4,117,442	0.75%	30,749	(155,970)
Activities to date have been largely focused on general Open Space maintenance. This is consistent with lower YTD costs at this time of year compared to YTD budget which is evenly spread over the year. Due to Autumn and Winter seasons, materials and plants order's will be committed with a large amount of expenditure expected in the 4th quarter when they are required, this includes the Street Tree program, Foreshore works (after the tourist season) and sportsground works will be committed.							
1019	Facilities Services	3,845,453	4,107,318	4,107,318	6.38%	261,866	63,817
The underspend is a combination of multiple factors. Primarily less unforeseen reactive maintenance activities such as vandalism, graffiti, additional cleans (some services did not come on line as expected), damage repairs and general wear and tear. Also a reduction in the unplanned replacement of City owned asset components contributes to the underspend and can be attributed to the facilities team having implemented more efficient preventative maintenance schedules. All major compliance items are covered under a schedule of works which came in as expected per the budget.							
1020	Engineering and Facilities Services Management	1,038,769	4,165,954	4,165,954	75.07%	3,127,184	(51,050)
The main variances can be attributed to the following: (1) Coastal Works, that's still in its planning phase, with the Coastal Modelling scheduled to be completed by the end of June 24. The data from the modelling is critical as it will inform the design parameters of bulk of the funding. Minor dune rehabilitation works is currently underway at West Abbey and will be completed by the end of the FY. These funds will have to be carried over to the next FY. (2) The second item is the street lighting replacement. Expenditure under this project had been allocated to the incorrect cost centre. (3) Safer Speed Trial JV Initiative – grant that is being and rolled out by the RAC, this project is currently in progress. (4) General Design and Traffic Modelling, this project has been awarded and is currently underway. Due to the nature of the items 1 and 4 required upfront planning, design and procurement. As a result the bigger expenditure projects such as the Coastal Works, the Coastal Modelling has to be completed before the detail designs for Works can be undertaken. In this case the variance can be attributed to timing delays.							
1021	Asset Planning	29,323	80,015	80,015	63.35%	50,692	(6,081)
The underspend is due to scheduled works being undertaken through the appropriate capital budget, use of internal resources to undertake works, and miscodings.							
1022	Design and Survey	65,936	35,357	35,357	(86.49%)	(30,579)	(17,354)
This appears to be an overspend, however it relates to miscodings that should have been applied against the budget in 1020 above (which is underspent).							
1023	Development Control	50,149	98,764	98,764	49.22%	48,615	9,978
RFQ67-24 Dandatup Brook Flood Study was only awarded in June 2024. RFQ award process was prolonged due to most of the suppliers/contractors declining to quote stating volume of current workload already an issue.							
1025	Fleet Services	2,625,623	2,307,134	2,307,134	(13.80%)	(318,489)	(90,196)

CITY OF BUSSELTON
NOTES TO THE STATEMENT OF FINANCIAL ACTIVITY
FOR THE PERIOD ENDED 30TH JUNE 2024

Note 3 Material Variance Explanations

Cost Centre or Project	Description	Actual YTD \$	Budget YTD \$	Full Year Budget \$	Variance YTD %	Variance YTD \$	Change in Variance Current Month \$
Actuals over YTD budget associated to an increase in Fuels, Oils and Lubricants overall. Also the amount spent and number of replacement parts have increased as well.							
1026	Waste Services	3,162,704	3,021,845	3,021,845	(4.66%)	(140,859)	(270,258)
The underspend is in numerous accounts associated with things like lower amounts paid towards water reimbursements to properties external to the Busselton Transfer Station, as well as contractors to process Greenwaste, and the overall use of contractors at the Dunsborough waste facility for the month.							
1062	Sustainability	343,925	873,000	873,000	60.60%	529,075	(20,371)
The tender for the next stage of the Lower Vasse River project has not been awarded, as it is still to be determined as to which methodology will be used. Funds have been carried over and re-listed in the 24/25 budget.							
6	Other Expenditure	(6,048,079)	(6,823,844)	(6,823,844)	11.37%	775,765	(429,102)
Office of the CEO		261,098	351,126	351,126	25.64%	90,027	114,286
1000	Office of the CEO	75,332	147,223	147,223	48.83%	71,891	9,409
The majority of the variance is timing related due to activities involving the use of this budget being difficult to predict when or even if they will occur.							
1031	Stakeholder Relations	185,766	203,902	203,902	8.89%	18,136	104,878
Underspend variance is due to actual costs relating to the You Choose program coming in less than expected.							
Corporate Strategy and Performance		1,313,526	1,383,915	1,383,915	5.09%	70,389	(38,418)
1029	Governance Services	845,382	898,091	898,091	5.87%	52,709	(114,197)
The variance is due to underspends in election expenses, elected member refreshments and functions and elected member conference and training expenses.							
1034	Rates	105,457	117,374	117,374	10.15%	11,917	67,627
The number of interim rating valuations required came in less than expected against the full year budget.							
Economic and Business Development		3,853,933	4,410,944	4,410,944	12.63%	557,011	(545,154)
1003	Cultural Precinct	22,982	108,649	108,649	78.85%	85,667	27,809
This is due to delayed timing of marketing and promotions for Saltwater, based on new opening dates for the venue.							
1004	Events	1,239,951	1,394,788	1,394,788	11.10%	154,838	(26,088)
The underspend is related to the number of applications received for funding, which did not use all of the allocated budget in 2023/2024.							
1007	Airport Operations	2,357,923	2,663,611	2,663,611	11.48%	305,688	(563,206)
The majority of this expenditure is related to the airline attraction and marketing & promotions activities. Jetstar have not yet produced invoices for the incentive payment for the last 2 quarters. The City is also still waiting for TWA to invoice the City for \$250k for marketing and promotions activities.							
1008	Economic Development	189,950	205,775	205,775	7.69%	15,824	14,038
Underspend on valuations and advertising expenses as well as final component of MRBTA Visitor Servicing invoice for 2023/24 that will be paid from the 24/25 budget.							
Community Planning		477,650	551,650	551,650	13.41%	74,000	27,146
1010	Community and Recreation Development	321,766	370,056	370,056	13.05%	48,289	12,517
There has been a \$4K savings in the School Chaplaincy program, with the remaining savings due to the community funding programs which have now been completed for the year, with no further spend required.							
1045	Planning Administration Support	-	32,011	32,011	100.00%	32,011	0
The underspend relates to the Façade Refurbishment Subsidy program which has not been offered to the community this year, due to staff resourcing and other pressing work priorities.							
1046	Building Services	19,272	-	-	100.00%	(19,272)	-
The unbudgeted spend YTD represents a contribution of Long Service Leave entitlements to another Local Government Authority, for a previous employee. This is funded from the LSL Reserve.							
Infrastructure and Environment		136,376	126,210	126,210	(8.05%)	(10,166)	13,038
1020	Engineering and Facilities Services Management	31,662	2,100	2,100	(1407.72%)	(29,562)	(525)
YTD overspend is due to an unbudgeted payment of LSL entitlements to another LGA for a former staff member. This will be offset by a funding transfer from the Long Service Leave reserve.							
1026	Waste Services	45,177	67,913	67,913	33.48%	22,737	5,139
Expenditure is associated with water reimbursements to neighbouring properties around the Busselton Transfer Station, when the actual water usage invoices are presented. Amount reimbursed is less than YTD forecast.							
Amounts Attributable to Investing Activities		(27,274,531)	(48,762,511)	(48,762,511)	44.07%	7,998,020	(2,462,241)
Items included in Investing Activities are Capital Grants, Subsidies & Contributions, Capital Expenditure in the various classes of assets, and Proceeds from Sale of Assets. The attachments to this report includes the detailed listings of all capital expenditure (project) items. The main areas of YTD variance to budget for Investing Activities that appear on the face of the Financial Activity Statement are summarised as follows:							
7	Capital Grants, Subsidies and Contributions	12,800,443	20,026,075	20,026,075	(36.08%)	(7,225,632)	(4,253,492)
Many capital projects that have been budgeted to have been completed by this time have not. As such, the recognition of the associated capital grant funding is delayed, as it can not be brought to account until the projects have been finalised. This is offset by the positive variance in capital expenditure on the same projects.							
8	Land & Buildings	(17,503,503)	(29,876,325)	(29,876,325)	41.41%	12,372,822	(1,055,019)

CITY OF BUSSELTON
NOTES TO THE STATEMENT OF FINANCIAL ACTIVITY
FOR THE PERIOD ENDED 30TH JUNE 2024

Note 3 Material Variance Explanations

Cost Centre or Project	Description	Actual YTD \$	Budget YTD \$	Full Year Budget \$	Variance YTD %	Variance YTD \$	Change in Variance Current Month \$
12847 & 15073	Strategic Land Purchases	825,744	3,900,000	3,900,000	78.83%	3,074,256	(4,698)
The City has entered into agreements for strategic land purchases in Yalyalup and Dunsborough. Total expenditure this financial year largely comprises of the payment of the deposits. Neither strategic land purchase will be completed this financial year resulting in an underspend of approximately \$3.1M.							
Various	Saltwater	15,294,301	20,707,633	20,707,633	26.14%	5,413,332	(2,019,649)
This variance is due to smaller than anticipated progress claims submitted by the contractor. This is due to delays experienced on site due to materials and contractor availability, as a result of current market conditions. It is anticipated that much of this budget will be carried over.							
10016	Civic and Administration Centre Minor Upgrades(C)	12,696	35,000	35,000	63.72%	22,304	(11,496)
Works took 10 months to procure and deliver and cost less than anticipated. Works were completed with no further expenditure required.							
10025	Weld Theatre (C)	181,822	250,000	250,000	27.27%	68,178	-
Remedial works ongoing as part of BPACC integration - potential for the remainder of this budget to be carried over into FY24/25.							
10585	BMRA Hangars(C)	-	303,790	303,790	100.00%	303,790	-
This project is to construct 2 hangars in the GA precinct. This project has not been started yet due to competing priorities. Officers will finalise discussions relating to a proposal for multiple hangar sites in the GA precinct prior to deciding if this project will proceed or not.							
10589	Airport Construction, Existing Terminal Upgrade(C)	47,948	103,847	103,847	53.83%	55,899	-
We have completed the remaining terminal improvements which included the installation of the training/office transportable and ablution block (which came in under budget). With the exception of approximately \$15k (one invoice raised against the Airport Ops budget and one invoice still to be paid) the remaining funds are unallocated. They are reserve funded so the underspend will have no impact on the municipal position.							
10642	Dunsborough Lakes Sporting Precinct- Pavilion/Changeroom F(C)	170,591	1,620,434	1,620,434	89.47%	1,449,843	226,986
The Council has now endorsed the location for the new pavilion project. Further design and consultation is now underway. A new timeline for project delivery is being developed for implementation. Expenditure to date is for the provision of temporary facilities for the area to be used until the final facility is constructed. RFQ's are now underway for sports lighting and expenditure will be seen in this area.							
10787	Geographe Leisure Centre Upgrade(C)	241,970	567,464	567,464	57.36%	325,494	22,947
The YTD underspend is due to the procurement process taking longer than anticipated due to contractor availability. Commitments to date of 232k for new sand filters, with works only completed in April. Additional works scheduled for May and June. Pool floor replacement has been deferred to FY 24/25 - the remainder of this budget is to be carried over.							
12428	Re-use shop Busselton Transfer Station(C)	236,065	275,000	275,000	14.16%	38,935	(167,025)
Expenditure associated with the procurement of the 40 ft sea-containers associated with the Reuse Shop. Underspend variance from the procurement of the other components currently underway, with the entire budget expected to be spent by June.							
12440	Energy Efficiency Initiatives (Various Buildings) (C)	7,000	78,166	78,166	91.04%	71,166	6,514
Project is delayed due to Western Power delays. Unlikely to occur this financial year.							
12796	Depot Training Room	60,407	75,000	75,000	19.46%	14,593	6,250
Minor works outstanding, balance of budget carried over.							
12800	Old Courthouse Complex Renewal (C)	87,006	102,853	102,853	15.41%	15,847	(67,035)
Works complete no further expenditure – Scope was reduced through the year due to operational changes within the court house not being required (ie – moving of gift shop)							
12804	Airport Terminal Building(C)	9,545	28,481	28,481	66.49%	18,936	2,373
This budget allocation was for minor works to/around the terminal building however due to other priorities were not completed. The funds have been requested to be rolled over into 2024/25 for completion.							
12868	Busselton Jetty Tourist Park - Cabin Replacement/Upgrade (C)	-	540,000	540,000	100.00%	540,000	540,000
The cabin replacements have been delayed until 2024/25, and will be dependent on outcomes of a strategic review into caravan park operations.							
12939	Administration Building- 2-16 Southern Drive(C)	-	45,000	45,000	100.00%	45,000	3,750
Due to suitably experienced contractor availability, we have requested this budget be carried over into FY24/25							
12940	Depot Building-Busselton(C)	120,521	270,000	270,000	55.36%	149,479	10,000
Works to the workshop floor were costed at \$250k in FY 22/23 after market testing. When quotes were received in 23/24 prices had reduced – hence the underspend. Additional works were considered to utilise the remainder of the budget but not actioned, as the budget was allocated to the improvement of the workshop floor only.							
14942	Lions Park Shopping Centre Toilets (C)	-	250,000	250,000	100.00%	250,000	20,833
City officers have been given direction from council to re-negotiate terms with the Strata company. Therefore works have not been able to progress as planned.							
14943	Changing Places Accessible Ablutions (C)	623	250,000	250,000	99.75%	249,377	58,333
This is a timing issue. Public consultation has been completed, with the block to be situated next to the existing toilet block at Signal Park. The RFT was awarded in May, but the project has not commenced. This budget has been carried over and re-listed in 24/25.							
15067	Commonage Fire Facility (C)	5,700	40,000	40,000	85.75%	34,300	40,000
Concept and detailed design drawings were budgeted for, but consultation took longer and we only achieved the concept designs.							
15074	Vasse Toilet (C)	28,672	125,000	125,000	77.06%	96,329	99,114
Contracts have been awarded, but works had not commenced prior to year end. This budget has been carried over and re-listed in 24/25.							
15087	Mosquito Management Facility (C)	700	120,899	120,899	99.42%	120,199	120,899

CITY OF BUSSELTON
NOTES TO THE STATEMENT OF FINANCIAL ACTIVITY
FOR THE PERIOD ENDED 30TH JUNE 2024

Note 3 Material Variance Explanations

Cost Centre or Project	Description	Actual YTD \$	Budget YTD \$	Full Year Budget \$	Variance YTD %	Variance YTD \$	Change in Variance Current Month \$
The variance is due to construction work of the storage shed not yet being completed. Completion is expected for later in July 2024, prior to the mosquito season, at which point most of the funds will be spent paying the builder with the remainder being for associated fit out and infrastructure which cannot be actioned until the shed is built. These funds have been rolled over to the 2024/2025 financial year.							
9	Plant & Equipment	2,409,736	6,118,421	6,118,421	60.62%	3,708,685	1,382,043
As some manufacturers have started taking orders, a few light vehicles have been purchased in the last month with a more RFQs for other equipment to be sent out over the next few months. Despite this, the entire capital budget was not expected to be fully expended by June and will result in items being relisted next year.							
10	Furniture & Office Equipment	544,989	1,668,909	1,668,909	67.34%	1,123,920	267,723
12781	Saltwater - Loose Furniture & Fittings(C)	-	228,551	228,551	100.00%	228,551	-
Due to delayed opening date of Saltwater, we will not be going out for RFQs and PQS until June/July, so this budget will not be expended until the following FY. We will request the budget for Loose Furniture be carried over to 2024/25.							
12876	ICT Services - Equipment & Software Purchases(C)	257,701	965,497	965,497	73.31%	707,796	73,578
Specifications for the replacement virtual host servers (\$150k budgeted) and SANs (\$275k budgeted) are almost complete. These procurements will likely need to follow the RFQ procurement process, but these are not scheduled to take place before Jun-2024.							
14730	Geographe Leisure Centre Fitness Equipment(C)	42,000	18,160	18,160	(131.28%)	(23,840)	-
\$42,000 payout for Technogym Gym Lease to retain equipment. The overspend of \$23,840 is primarily offset by a underspend of \$20,000 against capital project #15064 for GLC café fridge.							
15064	GLC Cafe Double Fridge (C)	-	20,000	20,000	100.00%	20,000	20,000
Underspend offset against overspend PJ14730 fitness equipment, gym lease payout.							
15082	Administration Building Furniture& Equipment C)	-	15,000	15,000	100.00%	15,000	4,300
Furniture at the Administration building has fared better than expected – no further expenditure is expected for the rest of this FY							
15256	Leisure Centre Spin Bikes (C)	-	180,000	180,000	100.00%	180,000	180,000
Carryover in funds to 24/25 for the spin bikes tender RFT08/24, with successful tenderer to be selected in July.							
11	Infrastructure	15,504,349	22,832,438	22,832,438	32.10%	7,328,089	1,280,152
Various	Roads	9,458,577	10,395,056	10,395,056	9.01%	936,479	(1,060,882)
The main YTD Variance includes the following projects: Jalbarragup Road Reseal (14853) To be carried over into 2024/25 Chapman Hill Rd (15194) To be carried over into 2024/25 Commonage Rd (12827) Project complete with amended budget surplus to be carried over into 2024/25							
14897	Naturaliste Terrace Footbridge Renewal #6017 Lot 254(C)	11,473	110,000	110,000	89.57%	98,527	9,167
A contract has been awarded for this project. However due to other commitments and significant delays on a project they are delivering for another Local Government this project will need to be relisted into the 2024/25 Budget.							
Various	Car Parks	493,557	713,123	713,123	30.79%	219,566	9,207
The main YTD Variance items includes the following projects: Forrest Beach Horse Float Carparking Area (14872) –Awaiting heritage approval. Project requires relisting into 2024/25 Budget Disabled Parking Bays (14874) \$10K – Design to be finalised. Project requires relisting into 2024/25 Budget							
Various	Footpaths & Cycleways	941,542	2,066,677	2,066,677	54.44%	1,125,135	(18,535)
The main YTD Variance items includes the following projects: • Coastal Shared Path Forth St to Holgate (14887) – To be carried over into 2024/25 awaiting heritage approval • Vincent Street to Geographe Bay Road (14895) – In progress, balance of work carried over in 2024/25 • Carey St (14890) – Project complete under budget • Bay View Crescent (14893) – In progress To be carried over into 2024/25							
Various	Parks, Gardens & Reserves	2,922,269	7,117,075	7,117,075	58.94%	4,194,806	1,750,144
The following projects have not commenced due to planning and scheduling delays: • Dunsborough Lakes Sporting Precinct (Stage 1) funds to be carried over • Performing Arts Centre landscaping funds to be carried over • Possum Park Barnard East Upgrade funds to be carried over • Mitchell Park Landscape Upgrade to be carried over • Disability Carousel renewal to be carried over and delivered within 2-3 months of new financial year. • Busselton Landfill Post-closure Capping, Rehab & Remediation (re listed for next FY) • Coastal Stabilisation (CERMP2223-010) re listed/carried over • Rails to Trails - Continuation of Implementation Plan no works completed due to external grant funding being received. • Depot Washdown Facility Upgrades project cancelled							
Various	Drainage	905,120	1,142,230	1,142,230	20.76%	237,110	102,463
The main YTD Variance items includes the following projects: • Dunsborough Lakes Dr (14881)– To be carried over into 2024/25 work scheduled in July • Carey St (14883) balance of work to be carried over into 2024/25 works scheduled in July							
Various	Regional Airport and Industrial Park	771,812	1,288,278	1,288,278	40.09%	516,466	488,588

CITY OF BUSSELTON
NOTES TO THE STATEMENT OF FINANCIAL ACTIVITY
FOR THE PERIOD ENDED 30TH JUNE 2024

Note 3 Material Variance Explanations

Cost Centre or Project	Description	Actual YTD \$	Budget YTD \$	Full Year Budget \$	Variance YTD %	Variance YTD \$	Change in Variance Current Month \$
Projects included in this group include the RFDS relocation project which has been complete and resulted in an underspend; ventral lighting project which is due to be completed in July and funds have been rolled over into 2024/25; Ga precinct reseal which is complete and had a slight underspend; the main variance is with project code Airport Construction Stage 2 which had \$337k allocated which has not been expended.							
12	Proceeds from Sale of Assets	684,638	863,800	863,800	(20.74%)	(179,162)	(78,225)
Due to the delayed delivery of new, replacement items, the disposal of the existing Fleet and Plant could not occur earlier. Consequently, the under YTD revenue was attributed to the disposal of some Light Vehicles and plant assets only commencing from February 2024. Although revenue from the proceeds of sale is expected to come closer to the budgeted revenue over the coming months, it was not expected to meet the end of year total forecast amount.							
Amounts Attributable to Financing Activities		4,489,516	31,528,673	31,528,673	(85.76%)	(27,039,158)	5,723,834
13	Proceeds from New Loans	-	2,000,000	2,000,000	(100.00%)	(2,000,000)	-
Planning and negotiations for the strategic purchases of land have been delayed, therefore the requirements to apply for and draw down on loan facilities has not been required to date. Also, there have been no applications for self supporting loans from community groups.							
14	Advances to Community Groups	-	(250,000)	(250,000)	100.00%	250,000	-
No applications for loan funding have been received from community groups to date.							
15	Transfer to Restricted Assets	(25,868,051)	(9,200,455)	(9,200,455)	(181.16%)	(16,667,596)	(3,473,482)
At the time of budgeting it is not possible to predict what grants, contributions or developer bonds will be received, and in what timeframe, nor when they will be spent and hence potentially transferred to Restricted Assets (or unspent portions thereof). Transfers to restricted assets are offset by the incoming receipt, be it a grant, contribution, subsidy or even loan proceeds, so the net impact on the Net Current Position is always nil (once full reconciliation has occurred at year end). It should be noted that per Council budget amendment resolution, \$8.7M has been moved from reserves to restricted funds in relation to historical developer contributions for community facilities that have not yet been utilised (not recognised in revenue), so could not be included in reserves. The remaining \$17.1M YTD transfers relates to \$2.7M of new developer contributions, \$7.4M in various government grants that were restricted, as well as \$1.6M in Roadwork Bonds, \$552K in BJTP deposits, and \$4.8M in various other deposits and bonds.							
16	Transfer from Restricted Assets	31,372,425	22,096,170	22,096,170	41.98%	9,276,255	7,913,367
Similar to transfers to restricted assets, at the time of budgeting it is not possible to predict what grants, contributions or developer bonds will be utilised, and/or returned, and in what timeframe.							
17	Transfer from Reserves	46,288,590	60,739,045	60,739,045	(23.79%)	(14,450,455)	4,457,805
Although the budget for reserve transfers in the second half of the year has been somewhat shaped to align with predicted completion of some major projects, actual final reconciliation of project spends and the associated reserve transfers are not actually conducted until the end of the financial year. The negative variance against budget is purely due to the non-completion of reserve funded works, and is offset by the underspend against these projects, with the funds remaining in reserve to be utilised to fund the completion of these projects in the future.							

City of Busselton Capital Acquisition/ Construction For Period Ended 30 June 2024						
Project	Project Description	2023/24 Actual YTD	2023/24 Amended Budget YTD	2023/24 Original Budget YTD	2023/24 Amended Budget	2023/24 Budget Original
		\$	\$	\$	\$	\$
Land						
12847	Purchase Sues Road(C)	454,545	500,000	500,000	500,000	500,000
15073	Lot 9020 Dunsborough (C)	371,199	3,400,000	3,400,000	3,400,000	3,400,000
	Total Land	825,744	3,900,000	3,900,000	3,900,000	3,900,000
Buildings						
Aged Housing						
12231	Aged Housing Capital Improvements - Harris Road(C)	31,965	22,000	22,000	22,000	22,000
12233	Aged Housing Capital Improvements - Winderlup(C)	35,465	40,000	40,000	40,000	40,000
12234	Aged Housing Capital Improvements - Winderlup Court (City)(C)	35,344	49,000	49,000	49,000	49,000
		102,775	111,000	111,000	111,000	111,000
Saltwater						
12471	Saltwater - Construction(C)	11,327,310	18,240,616	18,240,616	18,240,616	18,240,616
12652	Saltwater - Design of Structure / Professional Fees(C)	1,761,215	212,690	212,690	212,690	212,690
12779	Saltwater - Contingency (C)	2,133,833	2,111,657	2,111,657	2,111,657	2,111,657
12782	Saltwater - Utility Costs (C)	51,342	142,670	142,670	142,670	142,670
12784	Saltwater - Other (C)	20,600	-	-	-	-
		15,294,301	20,707,633	20,707,633	20,707,633	20,707,633
10016	Civic and Administration Centre Minor Upgrades(C)	12,696	35,000	35,000	35,000	35,000
10025	Weld Theatre Upgrade (C)	181,822	250,000	250,000	250,000	250,000
10585	BMRA Hangars(C)	-	303,790	303,790	303,790	303,790
10589	Airport Construction, Existing Terminal Upgrade(C)	47,948	103,847	103,847	103,847	103,847
10642	Dunsborough Lakes Sporting Precinct-Pavilion/Changeroom F(C)	170,591	1,620,434	1,620,434	1,620,434	1,620,434
10787	Geographe Leisure Centre(C)	241,970	567,464	567,464	567,464	567,464
12331	Smiths Beach New Public Toilet(C)	-	-	250,000	-	250,000
12428	Re-use shop Busselton Transfer Station(C)	236,065	275,000	275,000	275,000	275,000
12440	Energy Efficiency Initiatives (Various Buildings) (C)	7,000	78,166	78,166	78,166	78,166
12795	Busselton Depot CCTV & Electronic Gate(C)	13,772	16,259	16,259	16,259	16,259
12796	Depot Training Room (C)	60,407	75,000	75,000	75,000	75,000
12798	High Street Hall (C)	8,145	10,500	10,500	10,500	10,500
12800	Old Courthouse Complex Renewal (C)	87,006	102,853	102,853	102,853	102,853
12804	Airport Terminal Building(C)	9,545	28,481	28,481	28,481	28,481
12868	Busselton Jetty Tourist Park - Cabin Replacement/Upgrade (C)	-	540,000	540,000	540,000	540,000
12939	Administration Building- 2-16 Southern Drive(C)	-	45,000	45,000	45,000	45,000
12940	Depot Building-Busselton((C)	120,521	270,000	270,000	270,000	270,000
14942	Lions Park Shopping Centre Toilets (C)	-	250,000	250,000	250,000	250,000
14943	Changing Places Accessable Ablutions (C)	623	250,000	100,000	250,000	100,000
15067	Commonage Fire Facility (C)	5,700	40,000	40,000	40,000	40,000
15074	Vasse Toilet (C)	28,672	125,000	125,000	125,000	125,000
15077	Lunch / Meeting Room for Transfer Station(C)	47,500	50,000	50,000	50,000	50,000
15087	Mosquito Management Facility (C)	700	120,899	120,899	120,899	120,899
	Total Buildings	16,677,759	25,976,325	26,076,325	25,976,325	26,076,325
	Total Land & Buildings	17,503,503	29,876,325	29,976,325	29,876,325	29,976,325
Plant and Equipment						
10700	Dunsborough Cemetery(C)	-	21,276	21,276	21,276	21,276
12870	Busselton Jetty Tourist Park- Replace Holden Colorado 4x4(C)	36,160	35,000	35,000	35,000	35,000
12872	Busselton Jetty Tourist Park - Battery Powered Mule (C)	26,222	35,000	35,000	35,000	35,000
12881	HINO FD1024 Beavertail Truck (Turf) (C)	-	100,000	100,000	100,000	100,000
12882	Isuzu NPR65-190 Single Cab (Turf) (C)	-	100,000	100,000	100,000	100,000
12884	KUBOTA F3690 OUTFRONT MOWER (C)	29,200	29,200	29,200	29,200	29,200
12885	KUBOTA F3690 OUTFRONT MOWER (C)	29,200	29,200	29,200	29,200	29,200
12886	Brush / Tree Chipper (C)	71,646	100,000	100,000	100,000	100,000
12887	Plant Purchases (P11) - Redexim Easyspread 1600 Sand Spre(C)	-	20,000	20,000	20,000	20,000
12888	HINO FS2848 Tipper Truck (C&M) (C)	-	230,000	230,000	230,000	230,000
12890	Caterpillar CS56 Roller (C&M) (C)	-	180,000	180,000	180,000	180,000
12892	ISUZU FVZ1400 Tipper Truck (C&M) (C)	-	230,000	230,000	230,000	230,000
12894	SUBARU FORESTER 2.5i AWD WAGON (StPlaCoord)REPL.P1 (C)	35,000	35,000	35,000	35,000	35,000
12895	NISSAN X-TRAIL ST-L 2WD SUV (ASSET MGMT COORD) (C)	35,000	35,000	35,000	35,000	35,000
12896	Facilities Operational Ute(C)	35,280	42,000	42,000	42,000	42,000
12897	ISUZU D-MAX SX 4X2 SINGLE CAB UTILITY (IRRIGATION) (C)	-	42,000	42,000	42,000	42,000
12898	MITSUBISHI TRITON 4X2 SINGLE CAB UTE (P&G) (C)	-	42,000	42,000	42,000	42,000
12899	Construction & Maintenance Ute (C)	41,124	42,000	42,000	42,000	42,000
12900	TOYOTA HILUX DUAL CAB 4X4 (CONST SUPERVISOR) (C)	47,503	45,000	45,000	45,000	45,000
12901	TOYOTA HILUX DUAL CAB 4X4 (MTCE SUPERVISOR) (C)	44,345	45,000	45,000	45,000	45,000

City of Busselton Capital Acquisition/ Construction For Period Ended 30 June 2024						
Project	Project Description	2023/24 Actual YTD	2023/24 Amended Budget YTD	2023/24 Original Budget YTD	2023/24 Amended Budget	2023/24 Budget Original
		\$	\$	\$	\$	\$
12902	Manager Governance & Corp Services Vehicle (C)	39,134	40,000	40,000	40,000	40,000
12904	Plant Purchases (P11) - Minor Plant (P&G) (C)	13,571	15,000	15,000	15,000	15,000
12906	Plant Purchases (P12) - Minor Plant (C&M) (C)	-	20,000	20,000	20,000	20,000
12908	Program 12 - Minor Plant (Workshop) (C)	5,269	10,000	10,000	10,000	10,000
12911	VOLVO FE320 WASTE TRUCK (C)	466,234	459,660	459,660	459,660	459,660
12914	Minor Plant - Program 10 (C)	-	10,000	10,000	10,000	10,000
12932	Airport Operations - Replacement Toro Groundmaster 7200 M(C)	-	30,000	30,000	30,000	30,000
12948	TOYOTA HILUX SR 4X4 DUAL CAB UTILITY (BMO) (C)	45,394	45,000	45,000	45,000	45,000
14744	MITSUBISHI PAJERO GLX 4X4 (MGR REG SERV) (C)	41,083	41,500	41,500	41,500	41,500
14818	Wheeled 20t excavator Inc. Accessories(C)	-	485,000	485,000	485,000	485,000
14819	Positrak (Cat 299) with Accessories (C)	-	250,000	250,000	250,000	250,000
14820	Trailer for Towing Positrak & Traffic Lights(C)	-	40,000	40,000	40,000	40,000
14821	Trailer Traffic Lights x 2 (and Sign Cones)(C)	43,090	45,000	45,000	45,000	45,000
14823	VOLVO FE320 WASTE TRUCK (C)	481,200	473,545	473,545	473,545	473,545
14842	HINO CREW CAB TIPPER TRUCK (C)	102,664	100,540	100,540	100,540	100,540
14946	PERUZZO BULL SLASHER (C)	-	60,000	60,000	60,000	60,000
14949	KUBOTA MULE (C)	-	15,000	15,000	15,000	15,000
14951	1500L SELF BUNDED DIESEL FUEL TANK (C)	-	15,000	15,000	15,000	15,000
14954	MITSUBISHI TRITON 4x2 SINGLE CAB (C)	-	35,000	35,000	35,000	35,000
14960	VOLVO FE320 WASTE TRUCK (C)	-	480,000	480,000	480,000	480,000
14962	WATER TANK FOR DUST SUPPRESSION (C)	-	25,000	25,000	25,000	25,000
14966	DIESEL TANK DWF (C)	-	50,000	50,000	50,000	50,000
14968	HOOKLIFT BIN BWTs (C)	16,540	18,000	18,000	18,000	18,000
14970	HOOKLIFT BIN BWTs (C)	-	18,000	18,000	18,000	18,000
14972	HOOKLIFT BIN BWTs (C)	-	18,000	18,000	18,000	18,000
14974	HOOKLIFT BIN (C)	-	18,000	18,000	18,000	18,000
14976	HOOKLIFT BIN (C)	16,540	18,000	18,000	18,000	18,000
14978	ABLE GL3013 GENERATOR (C)	21,300	50,000	50,000	50,000	50,000
14980	WASTE COORDINATOR VEHICLE (C)	33,965	35,000	35,000	35,000	35,000
14982	TOYOTA HILUX 4x2 SINGLE CAB (C)	36,671	36,000	36,000	36,000	36,000
14984	ISUZU D-MAX 4x4 DUAL CAB (C)	41,527	40,000	40,000	40,000	40,000
14986	HOLDEN COLORADO 4x4 DUAL CAB (C)	-	36,000	36,000	36,000	36,000
15004	HUSQVARNA RC318T RIDE ON MOWER (C)	-	18,000	18,000	18,000	18,000
15006	HINO 917 CREW CAB (C&M) (C)	-	100,000	100,000	100,000	100,000
15008	ISUZU NPR400 CREW CAB (C&M) (C)	-	100,000	100,000	100,000	100,000
15013	HINO GH1728 AUTO TRUCK (C&M) (C)	-	400,000	400,000	400,000	400,000
15016	HINO GF1628 REAR TIPPING TRUCK (P&G) (C)	-	150,000	150,000	150,000	150,000
15018	TORO 4010D GROUNDMASTER MOWER (P&G) (C)	-	150,000	150,000	150,000	150,000
15023	ISUZU DMAX 4X2 SINGLE CAB (P&G) FORESHORE IRRIGATION (C)	-	42,000	42,000	42,000	42,000
15025	TOYOTA HILUX 4X4 EXTRA CAB UTILITY (IRRIGATION) (C)	49,140	45,000	45,000	45,000	45,000
15028	FORD RANGER 4X4 DUAL CAB UTE (CESM) (C)	54,045	55,000	55,000	55,000	55,000
15032	SUBARU OUTBACK 2.5i PREMIUM WAGON (C)	-	35,000	35,000	35,000	35,000
15034	SUBARU OUTBACK AWD WAGON (RANGERS CO-ORDINATOR) (C)	35,000	35,000	35,000	35,000	35,000
15036	SUBARU OUTBACK 2.5i AWD PREMIUM (MGR CULTURE & EVENTS) (C)	39,909	40,000	40,000	40,000	40,000
15038	MAZDA CX9 FWD SUV (Director CCS) (C)	51,095	50,000	50,000	50,000	50,000
15040	SUBARU OUTBACK AWD (Director PDS) (C)	50,509	50,000	50,000	50,000	50,000
15042	Nissan X-Trail Ti 4x4 SUV (Mgr Fin Serv) (C)	40,643	40,000	40,000	40,000	40,000
15045	Toyota Fortuner GX 4x4 SUV (Mgr Eng Tech Srv) (C)	40,643	40,000	40,000	40,000	40,000
15048	SUBARU FORESTER 2.5i-S AWD (MGR DEV SERV) (C)	38,638	40,000	40,000	40,000	40,000
15050	NISSAN X TRAIL STL 4X4 SUV (LIESURE CENTRES COORD) (C)	34,596	35,000	35,000	35,000	35,000
15052	MITSUBISHI OUTLANDER LS AWD (HR COORD) (C)	33,965	35,000	35,000	35,000	35,000
15078	HAZMET and Dangerous Goods Storage(C)	66,060	108,500	108,500	108,500	108,500
15083	New Airport Manager Vehicle (C)	40,631	40,000	40,000	40,000	40,000
15192	Security screening equipment – ETD Machine (C)	-	40,000	-	40,000	-
Total Plant & Equipment		2,409,736	6,118,421	6,078,421	6,118,421	6,078,421
Furniture and Equipment						
10965	P&E - P&G Smart Technologies(C)	70,215	75,000	75,000	75,000	75,000
12781	Saltwater - Loose Furniture & Fittings (C)	-	228,551	228,551	228,551	228,551
12783	Saltwater - IT Hardware & Software (C)	71,240	71,250	71,250	71,250	71,250
12876	ICT Services - Equipment & Software Purchases(C)	257,701	965,497	965,497	965,497	965,497
12878	Naturaliste Community Centre (NCC) - Purchase Office Furn(C)	19,837	20,000	20,000	20,000	20,000
14729	Events Furniture & Equipment(C)	5,138	5,138	5,138	5,138	5,138
14730	Geographe Leisure Centre Fitness Equipment(C)	42,000	18,160	18,160	18,160	18,160
14731	Cultural Planning Furniture & Equipment(C)	8,000	9,500	9,500	9,500	9,500
14939	Ice Machine (C)	14,128	10,000	10,000	10,000	10,000
15059	Sculpture By The Bay (C)	11,636	12,000	12,000	12,000	12,000
15063	NCC - Les Mills Pump Rack (C)	7,086	8,000	8,000	8,000	8,000

City of Busselton Capital Acquisition/ Construction For Period Ended 30 June 2024						
Project	Project Description	2023/24 Actual YTD	2023/24 Amended Budget YTD	2023/24 Original Budget YTD	2023/24 Amended Budget	2023/24 Budget Original
		\$	\$	\$	\$	\$
15064	GLC Cafe Double Fridge (C)	-	20,000	20,000	20,000	20,000
15065	Differential GPS (C)	17,310	20,000	20,000	20,000	20,000
15082	Administration Building Furniture& Equipment C)	-	15,000	15,000	15,000	15,000
15088	Busselton Depot Building Furniture & Equipment (C)	20,698	10,813	10,813	10,813	10,813
15256	Leisure Centre Spin Bikes (C)	-	180,000	-	180,000	-
	Total Furniture & Equipment	544,989	1,668,909	1,488,909	1,668,909	1,488,909
Roads Infrastructure						
11193	Wilyabrup Road Resheet(C)	122,197	80,643	80,643	80,643	80,643
11199	Bussell Highway(C)	2,083,192	2,219,113	2,034,712	2,219,113	2,034,712
11991	Commonage & Hayes Road intersection Safety works(C)	136	-	-	-	-
11987	Caves Road (C)	-	17,043	17,043	17,043	17,043
11998	Kaloorup Road(C)	67,497	60,000	-	60,000	-
12005	Payne Road(C)	557,962	532,291	878,066	532,291	878,066
12611	North Jindong Road(C)	518,219	523,963	792,600	523,963	792,600
12827	Commonage Road(C)	1,177,108	1,600,000	769,500	1,600,000	769,500
12837	Pre-emptive Design Works (C)	17,604	-	-	-	-
12842	Nuttman Road (C)	54,518	50,426	54,724	50,426	54,724
12851	Bussell Highway(C)	733	-	-	-	-
14817	Road Access Seal - Busselton Animal care facility(C)	61,232	49,766	49,766	49,766	49,766
14850	Cook Street - Asphalt Overlay SLK 0.39 to 1.25 (C)	182,492	182,492	351,574	182,492	351,574
14851	Strelly Street - Rehabilitation SLK 0.05 to 1.2 (C)	847,172	720,000	720,000	720,000	720,000
14852	North Jindong Road - Prelims and Land Acq SLK 0 to 0 (C)	9,042	12,000	12,000	12,000	12,000
14853	Jalbarragup Road - Reseal SLK 0 to 10.75 (C)	114,087	600,000	600,000	600,000	600,000
14854	Boallia Road - Recon and Widening SLK 1.5 to 2.3 (C)	462,361	468,013	553,832	468,013	553,832
14855	Vasse Yallingup Siding Road - Design only SLK 0 to 0 (C)	5,910	16,500	16,500	16,500	16,500
14856	Peron Avenue - Asphalt Overlay SLK 0.17 to 0.76 (C)	444,774	450,030	450,030	450,030	450,030
14857	West Street - Rehabilitation SLK 1.02 to 1.15 (C)	-	-	181,000	-	181,000
14858	Artisan Street - Asphalt Overlay SLK 0.02 to 0.16 (C)	25,899	25,899	46,152	25,899	46,152
14859	Kershaw Street - Asphalt Overlay SLK 0 to 0.25 (C)	50,446	50,446	69,271	50,446	69,271
14860	Thornbill Court - Asphalt Overlay SLK 0 to 0.08 (C)	24,695	20,662	20,662	20,662	20,662
14861	Grevillea Cove - Asphalt Overlay SLK 0 to 0.08 (C)	21,700	22,243	22,243	22,243	22,243
14862	Baudin Street - Asphalt Overlay SLK 0 to 0.1 (C)	94,691	95,132	95,132	95,132	95,132
14863	Cormorant Court - Asphalt Overlay SLK 0 to 0.08 (C)	24,227	23,616	23,616	23,616	23,616
14864	Sugarloaf Road - Second Coat Seal SLK 0 to 0 (C)	-	-	66,521	-	66,521
14865	Yallingup Beach Road - Reseal SLK 0 to 0.19 (C)	24,805	24,804	30,698	24,804	30,698
14866	Old Vasse Highway - Reseal SLK 0 to 1.83 (C)	-	13,535	13,535	13,535	13,535
14867	McDonald Road - Unsealed Resheet SLK 0.02 to 0.88 (C)	79,974	60,534	60,534	60,534	60,534
14868	Chambers Road - Unsealed Resheet SLK 2.1 to 4.26 (C)	175,903	151,848	151,848	151,848	151,848
14869	Silverwood Road - Unsealed Resheet SLK 0.01 to 1.3 (C)	82,045	91,314	91,314	91,314	91,314
14870	Downs Road - Unsealed Resheet SLK 2.0 to 3.35 (C)	50,653	95,418	95,418	95,418	95,418
15085	Jalbarragup Road New Shoulders (C)	1,751,932	1,744,420	1,744,420	1,744,420	1,744,420
15103	Prince Street Laneway(C)	28,003	28,003	-	28,003	-
15108	Bussell Highway Resurfacing SLK 0 to 3.8 (C)	178,734	178,768	-	178,768	-
15194	Chapman Hill Road [State Blackspot Prg] (C)	-	48,000	-	48,000	-
15203	Metricup-Yelverton Road - Unsealed Resheet SLK 0 to 3.2 (C)	118,634	-	-	-	-
15261	Metricup-Yelverton Road (C)	-	138,134	-	138,134	-
	Total Roads Infrastructure	9,458,577	10,395,056	10,093,354	10,395,056	10,093,354
Bridges Infrastructure						
14897	Naturaliste Terrace Footbridge Renewal #6017 Lot 254(C)	11,473	110,000	110,000	110,000	110,000
	Total Bridges Infrastructure	11,473	110,000	110,000	110,000	110,000
Car Parks Infrastructure						
10613	Meelup Coastal Parking & Landscaping(C)	174,986	178,238	178,238	178,238	178,238
12653	Hotel Site 2 Carpark(C)	600	-	-	-	-
14815	Carpark Hotel Site 2(C)	134,541	192,546	192,546	192,546	192,546
14873	Forrest Beach Horse Float Carparking Area(C)	73,073	194,446	194,446	194,446	194,446
14874	Disabled Parking Bays BussForesore (Old ennisCourt)(C)	-	10,000	10,000	10,000	10,000
14875	Eagle Bay Boat Ramp Parking off Fern Road(C)	-	-	30,000	-	30,000
14876	Eagle Crescent on road parking - Eagle Bay(C)	52,871	60,000	37,000	60,000	37,000
14877	Rotary Park Stage 1 - Design, permits and clearing(C)	3,400	20,000	20,000	20,000	20,000
14878	Senior Citizens Universal Access Parking(C)	54,086	57,893	57,893	57,893	57,893
	Total Car Parks Infrastructure	493,557	713,123	720,123	713,123	720,123
Footpaths Infrastructure						

City of Busselton Capital Acquisition/ Construction For Period Ended 30 June 2024						
Project	Project Description	2023/24 Actual YTD	2023/24 Amended Budget YTD	2023/24 Original Budget YTD	2023/24 Amended Budget	2023/24 Budget Original
		\$	\$	\$	\$	\$
10741	Busselton CBD Footpath Renewal(C)	56,633	54,585	54,585	54,585	54,585
10903	DAIP - Disability Access(C)	6,512	30,000	30,000	30,000	30,000
11986	Causeway Road Shared Path(C)	104,696	105,000	-	105,000	-
12816	Coastal Principled Shares Path (C)	4,545	70,488	70,488	70,488	70,488
12818	Kaloorup Road (C)	124	-	-	-	-
14814	Townscape Works Busselton(C)	132,240	100,000	100,000	100,000	100,000
14887	Coastal Shared Path - Forth St to Holgate(C)	134,732	804,633	460,000	804,633	460,000
14888	Bay View Street - Bussell Hwy to Dorset Street(C)	100,142	126,198	126,198	126,198	126,198
14889	Queen St - Queen St & Prince St Roundabout Zebra Cross(C)	-	16,000	16,000	16,000	16,000
14890	Carey St - Kent Street and Harris to Peel(C)	56,959	113,886	113,886	113,886	113,886
14891	Adelaide Street - Lot 11 to Stanley St(C)	4,592	4,592	56,430	4,592	56,430
14892	Peron Avenue - Chester Way to Pimlea Parade(C)	163,385	147,000	147,000	147,000	147,000
14893	Bay View Crescent - Curtis Bay Lot 62 to Lot 4(C)	9,495	41,567	55,000	41,567	55,000
14894	Telstra Park - Lot 4 Naturaliste Terrace(C)	17,673	20,000	20,000	20,000	20,000
14895	Vincent Street to Geographe Bay Road (Reserve 44343)(C)	62,162	367,728	400,000	367,728	400,000
14896	Dunsborough Lakes Drive - Caves Road(C)	37,966	15,000	15,000	15,000	15,000
14905	GLC Footpath NIB (C)	8,284	20,000	20,000	20,000	20,000
15071	Upgrade Wagin Gardens Footpath Access (C)	22,163	20,000	20,000	20,000	20,000
15072	Upgrade Harris Rd POS Access (C)	19,237	10,000	10,000	10,000	10,000
	Total Footpaths Infrastructure	941,542	2,066,677	1,714,587	2,066,677	1,714,587
Parks, Gardens and Reserves						
10688	Depot Washdown Facility Upgrades(C)	-	76,700	76,700	76,700	76,700
10765	Foreshore Busselton - High Street to Carey Street(C)	27,078	50,000	50,000	50,000	50,000
10766	Foreshore Yallingup Capital(C)	14,178	20,000	20,000	20,000	20,000
10767	Port Geographe General Improvements/ Foreshore(C)	(488)	-	-	-	-
10831	Rotary Park / War Memorial Relocation(C)	657,120	525,000	525,000	525,000	525,000
10951	Mitchell Park Upgrade(C)	-	37,000	37,000	37,000	37,000
10952	Possum Park Barnard East Upgrade(C)	-	30,000	30,000	30,000	30,000
10953	Youth Skate Park(C)	15,825	20,000	20,000	20,000	20,000
10963	Minor Capital Improvements, Fencing, Seating, Lighting et(C)	12,725	40,000	40,000	40,000	40,000
10966	Provence SAR Area General Improvements to the Area(C)	34,318	160,000	160,000	160,000	160,000
10967	New Shade Sails – multiple locations (C)	128,442	265,165	265,165	265,165	265,165
10969	Vasse SAR Area General Improvements to the Area(C)	50,139	70,000	70,000	70,000	70,000
11024	Pioneer Cemetery - Implement Conservation Plan(C)	18,860	21,276	21,276	21,276	21,276
11034	Dunsborough Non-Potable Water Network(C)	26,530	29,183	-	29,183	-
11035	Park Furniture Renewals - Replace aged & unsafe Equip(C)	13,355	55,000	55,000	55,000	55,000
11036	Playgrounds General - Replacement of playground equipment(C)	17	-	-	-	-
11117	Limestone Quarry - POS Upgrade(C)	1,017	-	-	-	-
12251	Cricket Nets & Wickets (C)	44,811	30,000	30,000	30,000	30,000
12254	Busselton Tennis Club - Infrastructure(C)	37,843	46,000	46,000	46,000	46,000
12267	Busselton Townscape Street Furniture Renewals (C)	-	40,000	40,000	40,000	40,000
12382	Rails to Trails - Continuation of Implementation Plan(C)	-	105,000	105,000	105,000	105,000
12407	Dunsborough Lakes Sporting Precinct (Stage 1)(C)	862	730,000	730,000	730,000	730,000
12420	Vidler Road Waste Site Capital Improvements(C)	7,514	-	-	-	-
12421	City Lined Landfill Stage 2 - Preliminary Works(C)	135,076	80,000	80,000	80,000	80,000
12425	Busselton Landfill Post-closure Capping, Rehab & Remediat(C)	-	2,000,000	2,000,000	2,000,000	2,000,000
12511	Dunsborough - BMX / Skatebowl(C)	10,794	10,000	10,000	10,000	10,000
12528	Dunsborough Town Centre/ Foreshore(C)	21,663	30,000	30,000	30,000	30,000
12780	Saltwater - Landscaping (C)	145,242	500,000	500,000	500,000	500,000
12821	Churchill Park - Main Oval Renewal (C)	673,349	590,880	550,000	590,880	550,000
12846	Mitchell Park Landscape Upgrade Stage 2(C)	72,412	150,000	150,000	150,000	150,000
12849	Sport Oval Lighting - Vasse Ovals(C)	154,900	116,731	116,731	116,731	116,731
12850	Dunsborough Lakes Sporting Precinct (Stage 1) - Planning (C)	-	150,000	150,000	150,000	150,000
14732	Ffire danger rating sign (EBVFBF) (C)	9,503	-	-	-	-
14811	RBFS Old Dunsborough Boat Ramp Scour Protection (C)	-	33,240	33,240	33,240	33,240
14816	Carpark Hotel Site 2 Land Scaping(C)	36,380	-	-	-	-
14900	Metricup Cemetery - Paths & Ashes iternment(C)	5,191	10,000	10,000	10,000	10,000
14901	Port Geographe POS Retaining Wall Renewals(C)	34,615	53,000	53,000	53,000	53,000
14903	Centennial Park Irrigation renewal(C)	12,760	125,000	125,000	125,000	125,000
14904	Beach Shower/Water Fountain Up& Ren (C)	19,398	20,000	20,000	20,000	20,000
14906	Dunsborough Oval Skatepark Lighting Renewal(C)	47,794	70,000	70,000	70,000	70,000
14907	Busselton Foreshore - Annual Renewals (C)	36,441	50,000	50,000	50,000	50,000
14908	Dunsborough Town Centre & Foreshore - Annual Renewals (C)	7,595	30,000	30,000	30,000	30,000
14909	Lou Weston Basketball System upgrades (C)	22,243	32,000	32,000	32,000	32,000
14910	Seymour Park - Replacement of Decking(C)	92,743	50,600	50,600	50,600	50,600
14911	Jarrahwod Playground Equipment Renewal(C)	10,152	26,000	26,000	26,000	26,000
14912	Newtown Oval New Playground Equipment(C)	15,221	15,000	15,000	15,000	15,000

City of Busselton Capital Acquisition/ Construction For Period Ended 30 June 2024						
Project	Project Description	2023/24 Actual YTD	2023/24 Amended Budget YTD	2023/24 Original Budget YTD	2023/24 Amended Budget	2023/24 Budget Original
14913	Heron Place - New New Playground Equipment(C)	\$ 15,321	\$ 10,000	\$ 10,000	\$ 10,000	\$ 10,000
14914	Lou Weston Playground Equipment Renewal(C)	58,424	60,000	60,000	60,000	60,000
14915	Busselton Foreshore disability carousel renewal(C)	-	45,000	45,000	45,000	45,000
14916	Dunsborough Foreshore disability carousel renewal(C)	-	45,000	45,000	45,000	45,000
14917	Meelup Regional Park - Capital Projects(C)	125,675	178,000	178,000	178,000	178,000
14918	BBQ Placement and Replacement(C)	30,024	30,000	30,000	30,000	30,000
14919	Beach Access stairs (C)	5,165	55,000	55,000	55,000	55,000
14927	Dunsborough Depot(C)	18,961	21,300	21,300	21,300	21,300
14944	Busselton Works Depot Parks & Gardens Product Bays(C)	15,080	20,000	20,000	20,000	20,000
15193	Coastal Stabilisation (CERMP2223-010) (C)	-	160,000	-	160,000	-
Total Parks, Gardens and Reserves		2,922,269	7,117,075	6,887,012	7,117,075	6,887,012
Drainage Infrastructure						
10692	Carey Street Drainage Upgrade(C)	(84)	-	-	-	-
12815	North Street Drainage Works(C)	323,947	311,325	231,149	311,325	231,149
14879	Busselton LIA Drainage Investigation & Design(C)	45,468	50,000	50,000	50,000	50,000
14880	Chapman Street Mitigate private property inundation(C)	292,120	250,000	250,000	250,000	250,000
14881	Dunsborough Lakes Drive No 69/71(C)	-	112,215	112,215	112,215	112,215
14882	Dunsborough Lakes Condition inspection & Design(C)	16,159	50,000	50,000	50,000	50,000
14883	Carey Street Drainage Renewals(C)	141,714	252,894	252,894	252,894	252,894
14884	Depuch Close - Eagle Bay(C)	68,856	68,856	76,473	68,856	76,473
14885	Heppingstone & Hale Street intersection(C)	7,650	7,650	33,718	7,650	33,718
14886	Hester Steet Drainage Renewal SLK0.33 (C)	9,290	9,290	18,027	9,290	18,027
14945	WSUD Improv Drainage Outlets and Catchments(C)	-	30,000	30,000	30,000	30,000
Total Drainage Infrastructure		905,120	1,142,230	1,104,476	1,142,230	1,104,476
Regional Airport and Industrial Park						
10583	Airport Construction Stage 2, Airfield(C)	-	337,478	337,478	337,478	337,478
12941	Airport - Other Buildings(C)	-	5,000	5,000	5,000	5,000
14836	RFDS relocation(C)	287,955	366,180	366,180	366,180	366,180
14838	BMRAP - Apron Lighting(C)	-	65,000	65,000	65,000	65,000
14839	BMRAP - Apron CCTV(C)	57,982	50,000	50,000	50,000	50,000
15060	BMRA MAGS Improvements (C)	15,618	17,000	17,000	17,000	17,000
15061	BMRA Gate 1 Replacement (C)	-	10,000	10,000	10,000	10,000
15062	BMRA GA Precinct Reseal (C)	410,256	437,620	437,620	437,620	437,620
Total Regional Airport and Industrial Park		771,812	1,288,278	1,288,278	1,288,278	1,288,278
Infrastructure Total		15,504,349	22,832,438	21,917,829	22,832,438	21,917,829
Grand Total		35,962,577	60,496,094	59,461,485	60,496,094	59,461,485

City of Busseton Reserve Movements
For Period Ended 30 June 2024

Project Number	Transaction Type	Project Description	YTD Actual	YTD Budget	Budget Original	YTD BudgetA	Budget Amended
1001 - Airport Existing Terminal Building Reserve							
10904	Opening Balance	Other General Purpose Funding(O)	(456,382)	(456,382)	(456,382)	(456,382)	(456,382)
10904	Interest Earned	Other General Purpose Funding(O)	3,569	0	0	0	0
10904	Transfer From Reserve	Other General Purpose Funding(O)	452,813	456,382	456,382	456,382	456,382
<i>Airport Existing Terminal Building Reserve Closing Balance</i>			0	0	0	0	0
1003 - Airport Marketing & Incentive Reserve							
10904	Opening Balance	Other General Purpose Funding(O)	(4,895,380)	(4,895,380)	(4,895,380)	(4,895,380)	(4,895,380)
10904	Interest Earned	Other General Purpose Funding(O)	43,808	0	0	0	0
10904	Transfer From Reserve	Other General Purpose Funding(O)	4,851,572	4,895,380	4,895,380	4,895,380	4,895,380
<i>Airport Marketing & Incentive Reserve Closing Balance</i>			0	0	0	0	0
1005 - Barnard Park Sports Pavilion Building Reserve							
10904	Opening Balance	Other General Purpose Funding(O)	(115,031)	(115,031)	(115,031)	(115,031)	(115,031)
10904	Interest Earned	Other General Purpose Funding(O)	910	0	0	0	0
10904	Transfer From Reserve	Other General Purpose Funding(O)	114,122	115,031	115,031	115,031	115,031
<i>Barnard Park Sports Pavilion Building Reserve Closing Balance</i>			0	0	0	0	0
1006 - Building Reserve							
10904	Opening Balance	Other General Purpose Funding(O)	(3,389,334)	(3,389,334)	(3,389,334)	(3,389,334)	(3,389,334)
10904	Interest Earned	Other General Purpose Funding(O)	(366,423)	(234,987)	(234,987)	(234,987)	(234,987)
10027	Transfer To Reserve	Asset Management Administration(O)	(2,065,746)	(4,441,390)	(4,441,390)	(4,441,390)	(4,441,390)
10904	Transfer To Reserve	Other General Purpose Funding(O)	(2,375,644)	0	0	0	0
10016	Transfer From Reserve	Civic and Administration Centre Minor Upgrades(C)	12,696	35,000	35,000	35,000	35,000
10025	Transfer From Reserve	Weld Theatre Upgrade (C)	181,822	250,000	250,000	250,000	250,000
10027	Transfer From Reserve	Asset Management Administration(O)	0	21,600	21,600	21,600	21,600
10163	Transfer From Reserve	Old Fire Station Building(O)	0	15,000	15,000	15,000	15,000
10167	Transfer From Reserve	Dunsborough Hall(O)	0	5,000	5,000	5,000	5,000
10179	Transfer From Reserve	Youth Services(O)	0	14,000	14,000	14,000	14,000
10243	Transfer From Reserve	Depot Building-Busseton(O)	0	10,037	10,037	10,037	10,037
10787	Transfer From Reserve	Geographe Leisure Centre(C)	241,970	567,464	567,464	567,464	567,464
10839	Transfer From Reserve	Naturaliste Community Centre AMP(C)	0	0	0	0	0
10853	Transfer From Reserve	Asbestos Removal & Replacement(O)	16,550	50,000	50,000	50,000	50,000
11761	Transfer From Reserve	Abbey Beach Boat Ramp Toilets(O)	3,996	8,533	8,533	8,533	8,533
12331	Transfer From Reserve	Smiths Beach New Public Toilet(C)	0	250,000	250,000	0	0
12795	Transfer From Reserve	Busseton Depot CCTV & Electronic Gate(C)	13,772	16,259	16,259	16,259	16,259
12796	Transfer From Reserve	Depot Training Room (C)	60,407	75,000	75,000	75,000	75,000
12798	Transfer From Reserve	High Street Hall (C)	8,145	10,500	10,500	10,500	10,500
12800	Transfer From Reserve	Old Courthouse Complex Renewal (C)	87,006	102,853	102,853	102,853	102,853
12939	Transfer From Reserve	Administration Building- 2-16 Southern Drive(C)	0	45,000	45,000	45,000	45,000
12940	Transfer From Reserve	Depot Building-Busseton((C)	120,521	270,000	270,000	270,000	270,000
12947	Transfer From Reserve	Old Court House(O)	0	79,200	79,200	79,200	79,200
14942	Transfer From Reserve	Lions Park Shopping Centre Toilets (C)	0	250,000	250,000	250,000	250,000
14943	Transfer From Reserve	Changing Places Accessable Ablutions (C)	623	100,000	100,000	100,000	100,000
15063	Transfer From Reserve	NCC - Les Mills Pump Rack (C)	7,086	8,000	8,000	8,000	8,000
15064	Transfer From Reserve	GLC Cafe Double Fridge (C)	0	20,000	20,000	20,000	20,000
15074	Transfer From Reserve	Vasse Toilet (C)	28,672	125,000	125,000	125,000	125,000
15075	Transfer From Reserve	Vasse Toilet (O)	80	35,000	35,000	35,000	35,000
<i>Building Reserve Closing Balance</i>			(7,413,801)	(5,702,265)	(5,702,265)	(5,952,265)	(5,952,265)
1007 - Busseton Area Drainage and Waterways Improvement Reserve							
10904	Opening Balance	Other General Purpose Funding(O)	(134,559)	(134,559)	(134,559)	(134,559)	(134,559)
10904	Interest Earned	Other General Purpose Funding(O)	1,090	0	0	0	0
10904	Transfer From Reserve	Other General Purpose Funding(O)	133,469	134,559	134,559	134,559	134,559
<i>Busseton Area Drainage and Waterways Improvement Reserve Closing Balance</i>			0	0	0	0	0
1008 - Busseton Community Resource Centre Reserve							
10904	Opening Balance	Other General Purpose Funding(O)	(531,460)	(531,460)	(531,460)	(531,460)	(531,460)
10904	Interest Earned	Other General Purpose Funding(O)	4,338	0	0	0	0
10904	Transfer From Reserve	Other General Purpose Funding(O)	527,123	531,460	531,460	531,460	531,460
<i>Busseton Community Resource Centre Reserve Closing Balance</i>			0	0	0	0	0
1009 - Busseton Foreshore Reserve							
10904	Opening Balance	Other General Purpose Funding(O)	(13,115)	(13,115)	(13,115)	(13,115)	(13,115)
10904	Interest Earned	Other General Purpose Funding(O)	106	0	0	0	0
10904	Transfer From Reserve	Other General Purpose Funding(O)	13,009	13,115	13,115	13,115	13,115
<i>Busseton Foreshore Reserve Closing Balance</i>			0	0	0	0	0
1010 - Busseton Jetty Tourist Park Reserve							
10904	Opening Balance	Other General Purpose Funding(O)	(1,971,965)	(1,971,965)	(1,971,965)	(1,971,965)	(1,971,965)
10904	Interest Earned	Other General Purpose Funding(O)	(111,603)	(52,696)	(52,696)	(52,696)	(52,696)
10297	Transfer To Reserve	Busseton Jetty Tourist Park(O)	(541,628)	(453,933)	(453,933)	(453,933)	(453,933)
11040	Transfer From Reserve	Economic and Business Development(O)	143,600	149,344	149,344	149,344	149,344
12868	Transfer From Reserve	Busseton Jetty Tourist Park - Cabin Replacement/Upgrade (C)	0	540,000	540,000	540,000	540,000
12870	Transfer From Reserve	Busseton Jetty Tourist Park- Replace Holden Colorado 4x4(C)	36,160	25,000	25,000	25,000	25,000
12872	Transfer From Reserve	Busseton Jetty Tourist Park - Battery Powered Mule (C)	26,222	30,000	30,000	30,000	30,000
<i>Busseton Jetty Tourist Park Reserve Closing Balance</i>			(2,419,213)	(1,734,249)	(1,734,249)	(1,734,249)	(1,734,249)
1011 - Busseton Library Building Reserve							
10904	Opening Balance	Other General Purpose Funding(O)	(155,510)	(155,510)	(155,510)	(155,510)	(155,510)
10904	Interest Earned	Other General Purpose Funding(O)	1,218	0	0	0	0
10904	Transfer From Reserve	Other General Purpose Funding(O)	154,292	155,510	155,510	155,510	155,510
<i>Busseton Library Building Reserve Closing Balance</i>			0	0	0	0	0
1012 - CBD Enhancement Reserve							
10904	Opening Balance	Other General Purpose Funding(O)	(9,195)	(9,195)	(9,195)	(9,195)	(9,195)
10904	Interest Earned	Other General Purpose Funding(O)	36	0	0	0	0
10904	Transfer From Reserve	Other General Purpose Funding(O)	9,159	9,195	9,195	9,195	9,195
<i>CBD Enhancement Reserve Closing Balance</i>			0	0	0	0	0
1013 - Cemetery Reserve							
10904	Opening Balance	Other General Purpose Funding(O)	(365,557)	(365,557)	(365,557)	(365,557)	(365,557)
10904	Interest Earned	Other General Purpose Funding(O)	2,933	0	0	0	0
10904	Transfer From Reserve	Other General Purpose Funding(O)	362,623	365,557	365,557	365,557	365,557
<i>Cemetery Reserve Closing Balance</i>			0	0	0	0	0

City of Busselton Reserve Movements
For Period Ended 30 June 2024

Project Number	Transaction Type	Project Description	YTD Actual	YTD Budget	Budget Original	YTD BudgetA	Budget Amended
1014 - City Car Parking and Access Reserve							
10904	Opening Balance	Other General Purpose Funding(O)	(1,436,683)	(1,436,683)	(1,436,683)	(1,436,683)	(1,436,683)
10904	Interest Earned	Other General Purpose Funding(O)	(63,923)	(58,442)	(58,442)	(58,442)	(58,442)
10027	Transfer To Reserve	Asset Management Administration(O)	(173,594)	(173,594)	(173,594)	(173,594)	(173,594)
10904	Transfer From Reserve	Other General Purpose Funding(O)	250,000	250,000	250,000	250,000	250,000
14815	Transfer From Reserve	Carpark Hotel Site 2(C)	134,541	192,546	192,546	192,546	192,546
14873	Transfer From Reserve	Forrest Beach Horse Float Carparking Area(C)	73,073	194,446	194,446	194,446	194,446
14874	Transfer From Reserve	Disabled Parking Bays BussForeshore (Old ennisCourt)(C)	0	10,000	10,000	10,000	10,000
14875	Transfer From Reserve	Eagle Bay Boat Ramp Parking off Fern Road(C)	0	30,000	30,000	0	0
14876	Transfer From Reserve	Eagle Crescent on road parking - Eagle Bay(C)	52,871	37,000	37,000	37,000	37,000
14877	Transfer From Reserve	Rotary Park Stage 1 - Design, permits and clearing(C)	3,400	20,000	20,000	20,000	20,000
14878	Transfer From Reserve	Senior Citizens Universal Access Parking(C)	54,086	57,893	57,893	57,893	57,893
City Car Parking and Access Reserve Closing Balance			(1,106,229)	(876,834)	(876,834)	(906,834)	(906,834)
1015 - Civic and Administration Building Reserve							
10904	Opening Balance	Other General Purpose Funding(O)	(900,463)	(900,463)	(900,463)	(900,463)	(900,463)
10904	Interest Earned	Other General Purpose Funding(O)	7,140	0	0	0	0
10904	Transfer From Reserve	Other General Purpose Funding(O)	893,322	900,463	900,463	900,463	900,463
Civic and Administration Building Reserve Closing Balance			0	0	0	0	0
1016 - Coastal and Climate Adaptation Reserve							
10904	Opening Balance	Other General Purpose Funding(O)	(1,194,819)	(1,194,819)	(1,194,819)	(1,194,819)	(1,194,819)
10904	Interest Earned	Other General Purpose Funding(O)	(82,995)	(20,714)	(20,714)	(20,714)	(20,714)
10027	Transfer To Reserve	Asset Management Administration(O)	(1,144,947)	(1,144,947)	(1,144,947)	(1,144,947)	(1,144,947)
12811	Transfer From Reserve	Sand Re-Nourishment(O)	0	110,000	110,000	110,000	110,000
12873	Transfer From Reserve	Coastal Protection - Beach Monitoring Year 10 (O)	0	53,300	53,300	53,300	53,300
12875	Transfer From Reserve	Coastal Protection - Coastal Structures Inspections and R(O)	6,664	6,664	6,664	6,664	6,664
14736	Transfer From Reserve	PACP Coastal Grant Projects(O)	391,046	1,324,521	1,324,521	1,324,521	1,324,521
14929	Transfer From Reserve	Coastal Adaptation and Protection Plan(O)	0	142,000	142,000	142,000	142,000
15193	Transfer From Reserve	Coastal Stabilisation (CERMP2223-010) (C)	0	0	0	40,000	40,000
Coastal and Climate Adaptation Reserve Closing Balance			(2,025,051)	(723,994)	(723,994)	(683,994)	(683,994)
1017 - Commonage Community Facilities Dunsborough Lakes South Res							
10904	Opening Balance	Other General Purpose Funding(O)	(76,996)	(76,996)	(76,996)	(76,996)	(76,996)
10904	Interest Earned	Other General Purpose Funding(O)	624	0	0	0	0
10904	Transfer From Reserve	Other General Purpose Funding(O)	76,372	76,996	76,996	76,996	76,996
Commonage Community Facilities Dunsborough Lakes South Res Closing Balance			0	0	0	0	0
1018 - Commonage Community Facilities South Biddle Precinct Reserve							
10904	Opening Balance	Other General Purpose Funding(O)	(938,928)	(938,928)	(938,928)	(938,928)	(938,928)
10904	Interest Earned	Other General Purpose Funding(O)	746	(42,771)	(42,771)	(42,771)	(42,771)
10904	Transfer From Reserve	Other General Purpose Funding(O)	938,181	0	0	981,698	981,698
Commonage Community Facilities South Biddle Precinct Reserve Closing Balance			0	(981,698)	(981,698)	0	0
1019 - Commonage Precinct Bushfire Facilities Reserve							
10904	Opening Balance	Other General Purpose Funding(O)	(60,709)	(60,709)	(60,709)	(60,709)	(60,709)
10904	Interest Earned	Other General Purpose Funding(O)	48	(2,766)	(2,766)	(2,766)	(2,766)
10904	Transfer From Reserve	Other General Purpose Funding(O)	60,661	0	0	63,475	63,475
15067	Transfer From Reserve	Commonage Fire Facility (C)	0	40,000	40,000	0	0
Commonage Precinct Bushfire Facilities Reserve Closing Balance			0	(23,475)	(23,475)	0	0
1020 - Commonage Precinct Infrastructure Road Reserve							
10904	Opening Balance	Other General Purpose Funding(O)	(844)	(844)	(844)	(844)	(844)
10904	Interest Earned	Other General Purpose Funding(O)	7	0	0	0	0
10904	Transfer From Reserve	Other General Purpose Funding(O)	837	844	844	844	844
Commonage Precinct Infrastructure Road Reserve Closing Balance			0	0	0	0	0
1021 - Community Facilities - Airport North							
10904	Opening Balance	Other General Purpose Funding(O)	(3,282,876)	(3,282,876)	(3,282,876)	(3,282,876)	(3,282,876)
10904	Interest Earned	Other General Purpose Funding(O)	2,609	(154,991)	(154,991)	(154,991)	(154,991)
10904	Transfer To Reserve	Other General Purpose Funding(O)	(78,666)	0	0	0	0
11026	Transfer To Reserve	Planning and Development Management(O)	0	(118,704)	(118,704)	(118,704)	(118,704)
10904	Transfer From Reserve	Other General Purpose Funding(O)	3,358,933	0	0	3,437,867	3,437,867
11026	Transfer From Reserve	Planning and Development Management(O)	0	0	0	118,704	118,704
Community Facilities - Airport North Closing Balance			0	(3,556,571)	(3,556,571)	0	0
1022 - Community Facilities - Broadwater							
10904	Opening Balance	Other General Purpose Funding(O)	(275,331)	(275,331)	(275,331)	(275,331)	(275,331)
10904	Interest Earned	Other General Purpose Funding(O)	(939)	(10,042)	(10,042)	(10,042)	(10,042)
11026	Transfer To Reserve	Planning and Development Management(O)	0	(16,263)	(16,263)	(16,263)	(16,263)
10904	Transfer From Reserve	Other General Purpose Funding(O)	276,270	0	0	285,373	285,373
11026	Transfer From Reserve	Planning and Development Management(O)	0	0	0	16,263	16,263
Community Facilities - Broadwater Closing Balance			0	(301,636)	(301,636)	0	0
1023 - Community Facilities - Busselton							
10904	Opening Balance	Other General Purpose Funding(O)	(101,930)	(101,930)	(101,930)	(101,930)	(101,930)
10904	Interest Earned	Other General Purpose Funding(O)	(7,422)	(4,510)	(4,510)	(4,510)	(4,510)
11026	Transfer To Reserve	Planning and Development Management(O)	0	(22,097)	(22,097)	(22,097)	(22,097)
10904	Transfer From Reserve	Other General Purpose Funding(O)	109,352	0	0	106,441	106,441
11026	Transfer From Reserve	Planning and Development Management(O)	0	0	0	22,097	22,097
14909	Transfer From Reserve	Lou Weston Basketball System upgrades (C)	0	32,000	32,000	0	0
14914	Transfer From Reserve	Lou Weston Playground Equipment Renewal(C)	0	60,000	60,000	0	0
Community Facilities - Busselton Closing Balance			0	(36,538)	(36,538)	0	0

City of Busselton Reserve Movements
For Period Ended 30 June 2024

Project Number	Transaction Type	Project Description	YTD Actual	YTD Budget	Budget Original	YTD BudgetA	Budget Amended
1024 - Community Facilities - City District							
10904	Opening Balance	Other General Purpose Funding(O)	(1,320,534)	(1,320,534)	(1,320,534)	(1,320,534)	(1,320,534)
10904	Interest Earned	Other General Purpose Funding(O)	1,357	(37,487)	(37,487)	(37,487)	(37,487)
10904	Transfer To Reserve	Other General Purpose Funding(O)	(55,139)	0	0	0	0
11026	Transfer To Reserve	Planning and Development Management(O)	0	(357,348)	(357,348)	(357,348)	(357,348)
10642	Transfer From Reserve	Dunsborough Lakes Sporting Precinct-Pavilion/Changeroom F(C)	0	95,350	95,350	0	0
10765	Transfer From Reserve	Foreshore Busselton - High Street to Carey Street(C)	0	50,000	50,000	0	0
10904	Transfer From Reserve	Other General Purpose Funding(O)	1,374,316	0	0	1,677,882	1,677,882
10952	Transfer From Reserve	Possum Park Barnard East Upgrade(C)	0	30,000	30,000	0	0
11026	Transfer From Reserve	Planning and Development Management(O)	0	0	0	37,487	37,487
12382	Transfer From Reserve	Rails to Trails - Continuation of Implementation Plan(C)	0	105,000	105,000	0	0
12850	Transfer From Reserve	Dunsborough Lakes Sporting Precinct (Stage 1) - Planning (C)	0	150,000	150,000	0	0
14915	Transfer From Reserve	Busselton Foreshore disability carousel renewal(C)	0	45,000	45,000	0	0
<i>Community Facilities - City District Closing Balance</i>			0	(1,240,020)	(1,240,020)	0	0
1025 - Community Facilities - Dunsborough							
10904	Opening Balance	Other General Purpose Funding(O)	(523,252)	(523,252)	(523,252)	(523,252)	(523,252)
10904	Interest Earned	Other General Purpose Funding(O)	416	(23,260)	(23,260)	(23,260)	(23,260)
11026	Transfer To Reserve	Planning and Development Management(O)	0	(35,009)	(35,009)	(35,009)	(35,009)
10766	Transfer From Reserve	Foreshore Yallingup Capital(C)	0	20,000	20,000	0	0
10904	Transfer From Reserve	Other General Purpose Funding(O)	522,837	0	0	546,513	546,513
11026	Transfer From Reserve	Planning and Development Management(O)	0	0	0	35,009	35,009
12528	Transfer From Reserve	Dunsborough Town Centre/ Foreshore(C)	0	30,000	30,000	0	0
14903	Transfer From Reserve	Centennial Park Irrigation renewal(C)	0	125,000	125,000	0	0
14916	Transfer From Reserve	Dunsborough Foreshore disability carousel renewal(C)	0	45,000	45,000	0	0
<i>Community Facilities - Dunsborough Closing Balance</i>			0	(361,522)	(361,522)	0	0
1026 - Community Facilities - Dunsborough Lakes Estate							
10904	Opening Balance	Other General Purpose Funding(O)	(900,386)	(900,386)	(900,386)	(900,386)	(900,386)
10904	Interest Earned	Other General Purpose Funding(O)	716	(13,317)	(13,317)	(13,317)	(13,317)
10642	Transfer From Reserve	Dunsborough Lakes Sporting Precinct-Pavilion/Changeroom F(C)	0	375,596	375,596	0	0
10904	Transfer From Reserve	Other General Purpose Funding(O)	899,670	0	0	913,703	913,703
12407	Transfer From Reserve	Dunsborough Lakes Sporting Precinct (Stage 1)(C)	0	201,426	201,426	0	0
<i>Community Facilities - Dunsborough Lakes Estate Closing Balance</i>			0	(336,681)	(336,681)	0	0
1027 - Community Facilities - Geographe							
10904	Opening Balance	Other General Purpose Funding(O)	(156,185)	(156,185)	(156,185)	(156,185)	(156,185)
10904	Interest Earned	Other General Purpose Funding(O)	124	(7,030)	(7,030)	(7,030)	(7,030)
10904	Transfer To Reserve	Other General Purpose Funding(O)	(1,133)	0	0	0	0
11026	Transfer To Reserve	Planning and Development Management(O)	0	(10,902)	(10,902)	(10,902)	(10,902)
10904	Transfer From Reserve	Other General Purpose Funding(O)	157,194	0	0	163,216	163,216
11026	Transfer From Reserve	Planning and Development Management(O)	0	0	0	10,902	10,902
<i>Community Facilities - Geographe Closing Balance</i>			(0)	(174,118)	(174,118)	0	0
1028 - Community Facilities - Port Geographe							
10904	Opening Balance	Other General Purpose Funding(O)	(364,198)	(364,198)	(364,198)	(364,198)	(364,198)
10904	Interest Earned	Other General Purpose Funding(O)	289	(16,590)	(16,590)	(16,590)	(16,590)
10904	Transfer From Reserve	Other General Purpose Funding(O)	363,909	0	0	380,789	380,789
<i>Community Facilities - Port Geographe Closing Balance</i>			0	(380,789)	(380,789)	0	0
1029 - Community Facilities - Vasse							
10904	Opening Balance	Other General Purpose Funding(O)	(108,014)	(108,014)	(108,014)	(108,014)	(108,014)
10904	Interest Earned	Other General Purpose Funding(O)	92	0	0	0	0
10904	Transfer To Reserve	Other General Purpose Funding(O)	0	(8,717)	(8,717)	(8,717)	(8,717)
10904	Transfer From Reserve	Other General Purpose Funding(O)	107,921	0	0	116,731	116,731
12849	Transfer From Reserve	Sport Oval Lighting - Vasse Ovals(C)	0	116,731	116,731	0	0
<i>Community Facilities - Vasse Closing Balance</i>			0	0	0	0	0
1030 - Corporate IT Systems Reserve							
10904	Opening Balance	Other General Purpose Funding(O)	(329,865)	(329,865)	(329,865)	(329,865)	(329,865)
10904	Interest Earned	Other General Purpose Funding(O)	(39,352)	(3,410)	(3,410)	(3,410)	(3,410)
10027	Transfer To Reserve	Asset Management Administration(O)	(798,738)	(798,738)	(798,738)	(798,738)	(798,738)
10904	Transfer To Reserve	Other General Purpose Funding(O)	(97,084)	(97,863)	(97,863)	(97,863)	(97,863)
12876	Transfer From Reserve	ICT Services - Equipment & Software Purchases(C)	257,701	792,506	792,506	792,506	792,506
<i>Corporate IT Systems Reserve Closing Balance</i>			(1,007,337)	(437,370)	(437,370)	(437,370)	(437,370)
1031 - Debt Default Reserve							
10904	Interest Earned	Other General Purpose Funding(O)	857	0	0	0	0
10904	Transfer To Reserve	Other General Purpose Funding(O)	(857)	0	0	0	0
<i>Debt Default Reserve Closing Balance</i>			0	0	0	0	0
1032 - Election, Value and Corporate Expense Reserve							
10904	Opening Balance	Other General Purpose Funding(O)	(401,440)	(401,440)	(401,440)	(401,440)	(401,440)
10904	Interest Earned	Other General Purpose Funding(O)	(23,363)	(14,862)	(14,862)	(14,862)	(14,862)
10830	Transfer To Reserve	Members of Council(O)	(146,800)	(146,800)	(146,800)	(146,800)	(146,800)
10830	Transfer From Reserve	Members of Council(O)	166,172	180,000	180,000	180,000	180,000
<i>Election, Value and Corporate Expense Reserve Closing Balance</i>			(405,431)	(383,102)	(383,102)	(383,102)	(383,102)
1033 - Emergency Disaster Recovery Reserve							
10904	Opening Balance	Other General Purpose Funding(O)	(97,863)	(97,863)	(97,863)	(97,863)	(97,863)
10904	Interest Earned	Other General Purpose Funding(O)	779	0	0	0	0
10904	Transfer From Reserve	Other General Purpose Funding(O)	97,084	97,863	97,863	97,863	97,863
<i>Emergency Disaster Recovery Reserve Closing Balance</i>			0	0	0	0	0
1034 - Energy Sustainability Reserve							
10904	Opening Balance	Other General Purpose Funding(O)	(247,224)	(247,224)	(247,224)	(247,224)	(247,224)
10904	Interest Earned	Other General Purpose Funding(O)	2,231	0	0	0	0
10904	Transfer From Reserve	Other General Purpose Funding(O)	244,994	247,224	247,224	247,224	247,224
<i>Energy Sustainability Reserve Closing Balance</i>			0	0	0	0	0

City of Busselton Reserve Movements
For Period Ended 30 June 2024

Project Number	Transaction Type	Project Description	YTD Actual	YTD Budget	Budget Original	YTD BudgetA	Budget Amended
1035 - Footpath and Cycleways Reserve							
10904	Opening Balance	Other General Purpose Funding(O)	(1,726,463)	(1,726,463)	(1,726,463)	(1,726,463)	(1,726,463)
10904	Interest Earned	Other General Purpose Funding(O)	(113,649)	(58,712)	(58,712)	(58,712)	(58,712)
10027	Transfer To Reserve	Asset Management Administration(O)	(1,342,459)	(1,342,459)	(1,342,459)	(1,342,459)	(1,342,459)
10027	Transfer From Reserve	Asset Management Administration(O)	0	21,599	21,599	21,599	21,599
10741	Transfer From Reserve	Busselton CBD Footpath Renewal(C)	56,633	54,585	54,585	54,585	54,585
10903	Transfer From Reserve	DAIP - Disability Access(C)	6,512	30,000	30,000	30,000	30,000
11986	Transfer From Reserve	Causeway Road Shared Path(C)	29,696	0	0	30,000	30,000
11998	Transfer From Reserve	Kaloorup Road(C)	0	0	0	60,000	60,000
12816	Transfer From Reserve	Coastal Principled Shares Path (C)	4,545	70,488	70,488	70,488	70,488
14814	Transfer From Reserve	Townscape Works Busselton(C)	132,240	100,000	100,000	100,000	100,000
14876	Transfer From Reserve	Eagle Crescent on road parking - Eagle Bay(C)	0	0	0	23,000	23,000
14887	Transfer From Reserve	Coastal Shared Path - Forth St to Holgate(C)	134,732	230,000	230,000	574,633	574,633
14888	Transfer From Reserve	Bay View Street - Bussell Hwy to Dorset Street(C)	100,142	126,198	126,198	126,198	126,198
14889	Transfer From Reserve	Queen St - Queen St & Prince St Roundabout Zebra Cross(C)	0	16,000	16,000	16,000	16,000
14890	Transfer From Reserve	Carey St - Kent Street and Harris to Peel(C)	56,959	113,886	113,886	113,886	113,886
14891	Transfer From Reserve	Adelaide Street - Lot 11 to Stanley St(C)	4,592	56,430	56,430	4,592	4,592
14892	Transfer From Reserve	Peron Avenue - Chester Way to Pimlea Parade(C)	163,385	147,000	147,000	147,000	147,000
14893	Transfer From Reserve	Bay View Crescent - Curtis Bay Lot 62 to Lot 4(C)	9,495	55,000	55,000	41,567	41,567
14894	Transfer From Reserve	Telstra Park - Lot 4 Naturaliste Terrace(C)	17,673	20,000	20,000	20,000	20,000
14895	Transfer From Reserve	Vincent Street to Geographe Bay Road (Reserve 44343)(C)	62,162	400,000	400,000	367,728	367,728
14896	Transfer From Reserve	Dunsborough Lakes Drive - Caves Road(C)	37,966	15,000	15,000	15,000	15,000
14897	Transfer From Reserve	Naturaliste Terrace Footbridge Renewal #6017 Lot 254(C)	11,473	110,000	110,000	110,000	110,000
14899	Transfer From Reserve	Feasibility Study - Dunsborough to Yallingup(O)	0	10,000	10,000	10,000	10,000
14905	Transfer From Reserve	GLC Footpath NIB (C)	8,284	20,000	20,000	20,000	20,000
15071	Transfer From Reserve	Upgrade Wagin Gardens Footpath Access (C)	22,163	20,000	20,000	20,000	20,000
15072	Transfer From Reserve	Upgrade Harris Rd POS Access (C)	19,237	10,000	10,000	10,000	10,000
<i>Footpath and Cycleways Reserve Closing Balance</i>			(2,304,679)	(1,501,447)	(1,501,447)	(1,141,357)	(1,141,357)
1036 - Furniture and Equipment Reserve							
10904	Opening Balance	Other General Purpose Funding(O)	(483,156)	(483,156)	(483,156)	(483,156)	(483,156)
10904	Interest Earned	Other General Purpose Funding(O)	(27,188)	(2,527)	(2,527)	(2,527)	(2,527)
10027	Transfer To Reserve	Asset Management Administration(O)	(146,836)	(146,836)	(146,836)	(146,836)	(146,836)
12876	Transfer From Reserve	ICT Services - Equipment & Software Purchases(C)	0	172,991	172,991	172,991	172,991
12878	Transfer From Reserve	Naturaliste Community Centre (NCC) - Purchase Office Furn(C)	19,837	20,000	20,000	20,000	20,000
14730	Transfer From Reserve	Geographe Leisure Centre Fitness Equipment(C)	42,000	18,160	18,160	18,160	18,160
14927	Transfer From Reserve	Dunsborough Depot(C)	0	21,300	21,300	21,300	21,300
14939	Transfer From Reserve	Ice Machine (C)	14,128	10,000	10,000	10,000	10,000
15082	Transfer From Reserve	Administration Building Furniture& Equipment C)	0	15,000	15,000	15,000	15,000
15088	Transfer From Reserve	Busselton Depot Building Furniture & Equipment (C)	20,698	10,813	10,813	10,813	10,813
15256	Transfer From Reserve	Leisure Centre Spin Bikes (C)	0	0	0	180,000	180,000
<i>Furniture and Equipment Reserve Closing Balance</i>			(560,517)	(364,255)	(364,255)	(184,255)	(184,255)
1037 - Geographe Leisure Centre Building (GLC) Reserve							
10904	Opening Balance	Other General Purpose Funding(O)	(232,470)	(232,470)	(232,470)	(232,470)	(232,470)
10904	Interest Earned	Other General Purpose Funding(O)	3,400	0	0	0	0
10904	Transfer From Reserve	Other General Purpose Funding(O)	229,070	232,470	232,470	232,470	232,470
<i>Geographe Leisure Centre Building (GLC) Reserve Closing Balance</i>			0	0	0	0	0
1038 - Jetty Reserve							
10904	Opening Balance	Other General Purpose Funding(O)	(7,345,735)	(7,345,735)	(7,345,735)	(7,345,735)	(7,345,735)
10904	Interest Earned	Other General Purpose Funding(O)	(400,357)	(318,758)	(318,758)	(318,758)	(318,758)
10027	Transfer To Reserve	Asset Management Administration(O)	(343,234)	(343,234)	(343,234)	(343,234)	(343,234)
10048	Transfer To Reserve	Busselton Jetty(O)	(1,333,322)	(858,776)	(858,776)	(858,776)	(858,776)
10160	Transfer To Reserve	Equinox Cafe(O)	(100,411)	(95,928)	(95,928)	(95,928)	(95,928)
10161	Transfer To Reserve	Goose Café(O)	(54,456)	(53,174)	(53,174)	(53,174)	(53,174)
10162	Transfer To Reserve	Micro Brewery Building(O)	(99,810)	(96,715)	(96,715)	(96,715)	(96,715)
11704	Transfer To Reserve	Busselton Tennis Club Building (Old)(O)	(223)	(25,975)	(25,975)	(25,975)	(25,975)
11798	Transfer To Reserve	Hotel Site 2(O)	(62,500)	(37,896)	(37,896)	(37,896)	(37,896)
10048	Transfer From Reserve	Busselton Jetty(O)	1,177,637	1,828,444	1,828,444	1,828,444	1,828,444
<i>Jetty Reserve Closing Balance</i>			(8,562,411)	(7,347,747)	(7,347,747)	(7,347,747)	(7,347,747)
1039 - Jetty Self Insurance Reserve							
10904	Opening Balance	Other General Purpose Funding(O)	(672,758)	(672,758)	(672,758)	(672,758)	(672,758)
10904	Interest Earned	Other General Purpose Funding(O)	(35,681)	(30,595)	(30,595)	(30,595)	(30,595)
10048	Transfer To Reserve	Busselton Jetty(O)	(81,429)	(81,429)	(81,429)	(81,429)	(81,429)
<i>Jetty Self Insurance Reserve Closing Balance</i>			(789,868)	(784,782)	(784,782)	(784,782)	(784,782)
1040 - Joint Venture Aged Housing Reserve (Harris/Winderlup)							
10904	Opening Balance	Other General Purpose Funding(O)	(1,656,731)	(1,656,731)	(1,656,731)	(1,656,731)	(1,656,731)
10904	Interest Earned	Other General Purpose Funding(O)	(83,682)	(76,861)	(76,861)	(76,861)	(76,861)
11683	Transfer To Reserve	Harris Road Aged Housing(O)	(46,277)	(78,865)	(78,865)	(78,865)	(78,865)
11685	Transfer To Reserve	Winderlup Villas Aged Housing(O)	(158,895)	(188,862)	(188,862)	(188,862)	(188,862)
12231	Transfer From Reserve	Aged Housing Capital Improvements - Harris Road(C)	31,965	22,000	22,000	22,000	22,000
12233	Transfer From Reserve	Aged Housing Capital Improvements - Winderlup(C)	35,465	40,000	40,000	40,000	40,000
<i>Joint Venture Aged Housing Reserve (Harris/Winderlup) Closing Balance</i>			(1,878,154)	(1,939,318)	(1,939,318)	(1,939,318)	(1,939,318)
1041 - Legal Expenses Reserve							
10904	Opening Balance	Other General Purpose Funding(O)	(579,578)	(579,578)	(579,578)	(579,578)	(579,578)
10904	Interest Earned	Other General Purpose Funding(O)	(28,526)	(29,943)	(29,943)	(29,943)	(29,943)
10824	Transfer From Reserve	Legal Services(O)	120,013	150,000	150,000	150,000	150,000
<i>Legal Expenses Reserve Closing Balance</i>			(488,092)	(459,521)	(459,521)	(459,521)	(459,521)
1042 - Locke Estate Reserve							
10904	Opening Balance	Other General Purpose Funding(O)	(171,194)	(171,194)	(171,194)	(171,194)	(171,194)
10904	Interest Earned	Other General Purpose Funding(O)	(11,388)	(7,876)	(7,876)	(7,876)	(7,876)
10180	Transfer To Reserve	Locke Estate(O)	(64,000)	(64,000)	(64,000)	(64,000)	(64,000)
<i>Locke Estate Reserve Closing Balance</i>			(246,583)	(243,070)	(243,070)	(243,070)	(243,070)

City of Busselton Reserve Movements
For Period Ended 30 June 2024

Project Number	Transaction Type	Project Description	YTD Actual	YTD Budget	Budget Original	YTD BudgetA	Budget Amended
1043 - Long Service Leave Reserve							
10904	Opening Balance	Other General Purpose Funding(O)	(3,940,671)	(3,940,671)	(3,940,671)	(3,940,671)	(3,940,671)
10904	Interest Earned	Other General Purpose Funding(O)	(202,335)	(180,310)	(180,310)	(180,310)	(180,310)
10810	Transfer To Reserve	Human Resources & Payroll(O)	(390,147)	(450,000)	(450,000)	(450,000)	(450,000)
10027	Transfer From Reserve	Asset Management Administration(O)	26,145	12,260	12,260	12,260	12,260
10041	Transfer From Reserve	Building Services(O)	19,717	9,938	9,938	9,938	9,938
10048	Transfer From Reserve	Busselton Jetty(O)	228	0	0	0	0
10157	Transfer From Reserve	Busselton Cemetery(O)	625	0	0	0	0
10179	Transfer From Reserve	Youth Services(O)	10,869	16,685	16,685	16,685	16,685
10188	Transfer From Reserve	Events and Culture(O)	8,751	0	0	0	0
10204	Transfer From Reserve	Bsn Foreshore Precinct (not including Skate Park)(O)	73	0	0	0	0
10217	Transfer From Reserve	Busselton Library(O)	26,896	0	0	0	0
10307	Transfer From Reserve	Dunsborough Oval, Skate Park, Telco mast lease (O)	72	0	0	0	0
10373	Transfer From Reserve	Old Broadwater Farm Pos Lot 2003(O)	72	0	0	0	0
10419	Transfer From Reserve	Caves / Cape Naturaliste Road Roundabouts(O)	264	0	0	0	0
10420	Transfer From Reserve	Eastern Link Landscaped Areas(O)	91	0	0	0	0
10423	Transfer From Reserve	Dunsborough CBD Maintenance(O)	296	0	0	0	0
10461	Transfer From Reserve	Geographe Leisure Centre(O)	33,602	27,412	27,412	27,412	27,412
10462	Transfer From Reserve	Naturaliste Community Centre(O)	530	0	0	0	0
10594	Transfer From Reserve	Airport Operations(O)	16,215	0	0	0	0
10636	Transfer From Reserve	Petrel Cove(O)	34	0	0	0	0
10671	Transfer From Reserve	Development Compliance Services(O)	18,410	13,587	13,587	13,587	13,587
10678	Transfer From Reserve	Customer Services(O)	11,773	16,092	16,092	16,092	16,092
10704	Transfer From Reserve	Infrastructure and Environment Support(O)	7,293	31,654	31,654	31,654	31,654
10705	Transfer From Reserve	Engineering and Facilities Management(O)	3,965	21,641	21,641	21,641	21,641
10706	Transfer From Reserve	Engineering Services Design PWOH(O)	15,848	5,566	5,566	5,566	5,566
10710	Transfer From Reserve	Environmental Health Services Administration(O)	8,732	4,155	4,155	4,155	4,155
10711	Transfer From Reserve	Environmental Management Administration(O)	13,200	25,860	25,860	25,860	25,860
10731	Transfer From Reserve	Corporate Strategy and Performance Support(O)	22,207	0	0	0	0
10733	Transfer From Reserve	Financial Services(O)	8,816	3,059	3,059	3,059	3,059
10790	Transfer From Reserve	Governance and Risk Services(O)	9,171	43,569	43,569	43,569	43,569
10810	Transfer From Reserve	Human Resources & Payroll(O)	12,802	0	0	0	0
10811	Transfer From Reserve	Information & Communication Technology Services(O)	23,036	0	0	0	0
10824	Transfer From Reserve	Legal Services(O)	0	2,766	2,766	2,766	2,766
10901	Transfer From Reserve	Civil Infrastructure Management PWOH(O)	2,452	26,903	26,903	26,903	26,903
10902	Transfer From Reserve	Civil Infrastructure Works PWOH(O)	188,723	165,813	165,813	165,813	165,813
10905	Transfer From Reserve	Other Law, Order & Public Safety(O)	30,462	40,202	40,202	40,202	40,202
11026	Transfer From Reserve	Planning and Development Management(O)	13,559	10,138	10,138	10,138	10,138
11027	Transfer From Reserve	Community Planning Support(O)	36,138	16,151	16,151	16,151	16,151
11041	Transfer From Reserve	Property Services Administration(O)	17,118	0	0	0	0
11124	Transfer From Reserve	Stakeholder Relations(O)	7,477	4,927	4,927	4,927	4,927
11126	Transfer From Reserve	Rates Administration(O)	39,173	20,525	20,525	20,525	20,525
11716	Transfer From Reserve	Bovell-Main Oval(O)	166	0	0	0	0
12225	Transfer From Reserve	Waste and Fleet Management (PWOH)(O)	35,745	0	0	0	0
12229	Transfer From Reserve	Aged Housing Administration(O)	12,177	0	0	0	0
12258	Transfer From Reserve	Statutory Planning(O)	9,341	6,224	6,224	6,224	6,224
12372	Transfer From Reserve	Wilyabrup Road (Biljedup)(O)	36	0	0	0	0
12427	Transfer From Reserve	Dunsborough Waste Facility(O)	35	0	0	0	0
12431	Transfer From Reserve	Busselton Transfer Station(O)	318	0	0	0	0
12827	Transfer From Reserve	Commonage Road(C)	39	0	0	0	0
<i>Long Service Leave Reserve Closing Balance</i>			(3,840,456)	(4,045,854)	(4,045,854)	(4,045,854)	(4,045,854)
1044 - Major Traffic Improvements Reserve							
10904	Opening Balance	Other General Purpose Funding(O)	(1,574,756)	(1,574,756)	(1,574,756)	(1,574,756)	(1,574,756)
10904	Interest Earned	Other General Purpose Funding(O)	12,540	0	0	0	0
10904	Transfer From Reserve	Other General Purpose Funding(O)	1,562,216	1,574,756	1,574,756	1,574,756	1,574,756
<i>Major Traffic Improvements Reserve Closing Balance</i>			0	0	0	0	0
1045 - Events, Marketing and Business Development Reserve							
10904	Opening Balance	Other General Purpose Funding(O)	(393,497)	(393,497)	(393,497)	(393,497)	(393,497)
10904	Interest Earned	Other General Purpose Funding(O)	(48,134)	(11,413)	(11,413)	(11,413)	(11,413)
10188	Transfer To Reserve	Events and Culture(O)	(1,466,341)	(1,466,341)	(1,466,341)	(1,466,341)	(1,466,341)
10022	Transfer From Reserve	Saltwater (O)	25,000	100,000	100,000	100,000	100,000
10188	Transfer From Reserve	Events and Culture(O)	1,558,022	1,661,401	1,661,401	1,661,401	1,661,401
14729	Transfer From Reserve	Events Furniture & Equipment(C)	5,138	5,138	5,138	5,138	5,138
<i>Events, Marketing and Business Development Reserve Closing Balance</i>			(319,812)	(104,712)	(104,712)	(104,712)	(104,712)
1046 - Naturaliste Community Centre Building (NCC) Reserve							
10904	Opening Balance	Other General Purpose Funding(O)	(233,943)	(233,943)	(233,943)	(233,943)	(233,943)
10904	Interest Earned	Other General Purpose Funding(O)	1,976	0	0	0	0
10904	Transfer From Reserve	Other General Purpose Funding(O)	231,967	233,943	233,943	233,943	233,943
<i>Naturaliste Community Centre Building (NCC) Reserve Closing Balance</i>			0	0	0	0	0
1047 - New Infrastructure Development Reserve							
10904	Opening Balance	Other General Purpose Funding(O)	(756,384)	(756,384)	(756,384)	(756,384)	(756,384)
10904	Interest Earned	Other General Purpose Funding(O)	(133,309)	(10,516)	(10,516)	(10,516)	(10,516)
10904	Transfer To Reserve	Other General Purpose Funding(O)	(1,613,699)	(1,602,782)	(1,602,782)	(1,602,782)	(1,602,782)
10904	Transfer From Reserve	Other General Purpose Funding(O)	(250,000)	(250,000)	(250,000)	(250,000)	(250,000)
12407	Transfer From Reserve	Dunsborough Lakes Sporting Precinct (Stage 1)(C)	0	358,778	358,778	358,778	358,778
15073	Transfer From Reserve	Lot 9020 Dunsborough (C)	0	900,000	900,000	900,000	900,000
<i>New Infrastructure Development Reserve Closing Balance</i>			(2,753,392)	(1,360,904)	(1,360,904)	(1,360,904)	(1,360,904)

City of Busselton Reserve Movements
For Period Ended 30 June 2024

Project Number	Transaction Type	Project Description	YTD Actual	YTD Budget	Budget Original	YTD BudgetA	Budget Amended
1048 - Other Infrastructure Reserve							
10904	Opening Balance	Other General Purpose Funding(O)	(721,867)	(721,867)	(721,867)	(721,867)	(721,867)
10904	Interest Earned	Other General Purpose Funding(O)	(76,926)	(29,586)	(29,586)	(29,586)	(29,586)
10027	Transfer To Reserve	Asset Management Administration(O)	(795,639)	(795,639)	(795,639)	(795,639)	(795,639)
10904	Transfer To Reserve	Other General Purpose Funding(O)	(403,782)	(496,980)	(496,980)	(496,980)	(496,980)
10027	Transfer From Reserve	Asset Management Administration(O)	0	21,600	21,600	21,600	21,600
10157	Transfer From Reserve	Busselton Cemetery(O)	79,114	72,303	72,303	72,303	72,303
10158	Transfer From Reserve	Dunsborough Cemetery(O)	15,590	25,620	25,620	25,620	25,620
10159	Transfer From Reserve	Pioneer Cemetery(O)	3,392	6,240	6,240	6,240	6,240
10251	Transfer From Reserve	LED Street Light Replacement Program(O)	71,420	90,000	90,000	90,000	90,000
10700	Transfer From Reserve	Dunsborough Cemetery(C)	0	21,276	21,276	21,276	21,276
11024	Transfer From Reserve	Pioneer Cemetery - Implement Conservation Plan(C)	18,860	21,276	21,276	21,276	21,276
12815	Transfer From Reserve	North Street Drainage Works(C)	323,947	231,149	231,149	311,325	311,325
14811	Transfer From Reserve	RBFS Old Dunsborough Boat Ramp Scour Protection (C)	0	8,310	8,310	8,310	8,310
14879	Transfer From Reserve	Busselton LIA Drainage Investigation & Design(C)	45,468	50,000	50,000	50,000	50,000
14880	Transfer From Reserve	Chapman Street Mitigate private property inundation(C)	292,120	250,000	250,000	250,000	250,000
14881	Transfer From Reserve	Dunsborough Lakes Drive No 69/71(C)	0	112,215	112,215	112,215	112,215
14882	Transfer From Reserve	Dunsborough Lakes Condition inspection & Design(C)	16,159	50,000	50,000	50,000	50,000
14883	Transfer From Reserve	Carey Street Drainage Renewals(C)	141,714	252,894	252,894	252,894	252,894
14884	Transfer From Reserve	Depuch Close - Eagle Bay(C)	68,856	76,473	76,473	68,856	68,856
14885	Transfer From Reserve	Heppingstone & Hale Street intersection(C)	7,650	33,718	33,718	7,650	7,650
14886	Transfer From Reserve	Hester Steet Drainage Renewal SLK0.33 (C)	9,290	18,027	18,027	9,290	9,290
14900	Transfer From Reserve	Metricup Cemetery - Paths & Ashes itemment(C)	5,191	10,000	10,000	10,000	10,000
14945	Transfer From Reserve	WSUD Improv Drainage Outlets and Catchments(C)	0	30,000	30,000	30,000	30,000
<i>Other Infrastructure Reserve Closing Balance</i>			(899,444)	(662,972)	(662,972)	(625,218)	(625,218)
1049 - Parks and Reserves Reserve							
10904	Opening Balance	Other General Purpose Funding(O)	(1,349,338)	(1,349,338)	(1,349,338)	(1,349,338)	(1,349,338)
10904	Interest Earned	Other General Purpose Funding(O)	(96,239)	(23,928)	(23,928)	(23,928)	(23,928)
10027	Transfer To Reserve	Asset Management Administration(O)	(1,374,285)	(1,374,285)	(1,374,285)	(1,374,285)	(1,374,285)
10904	Transfer To Reserve	Other General Purpose Funding(O)	(13,009)	(13,115)	(13,115)	(13,115)	(13,115)
10831	Transfer From Reserve	Rotary Park / War Memorial Relocation(C)	375,000	375,000	375,000	375,000	375,000
10953	Transfer From Reserve	Youth Skate Park(C)	15,825	20,000	20,000	20,000	20,000
10963	Transfer From Reserve	Minor Capital Improvements, Fencing, Seating, Lighting et(C)	12,725	40,000	40,000	40,000	40,000
10967	Transfer From Reserve	New Shade Sails – multiple locations (C)	128,442	265,165	265,165	265,165	265,165
11034	Transfer From Reserve	Dunsborough Non-Potable Water Network(C)	0	0	0	29,183	29,183
11035	Transfer From Reserve	Park Furniture Renewals - Replace aged & unsafe Equip(C)	11,336	55,000	55,000	55,000	55,000
12251	Transfer From Reserve	Cricknet Nets & Wickets (C)	37,869	30,000	30,000	30,000	30,000
12267	Transfer From Reserve	Busselton Townscape Street Furniture Renewals (C)	0	40,000	40,000	40,000	40,000
12511	Transfer From Reserve	Dunsborough - BMX / Skatebowl(C)	10,794	10,000	10,000	10,000	10,000
12821	Transfer From Reserve	Churchill Park - Main Oval Renewal (C)	668,399	550,000	550,000	590,880	590,880
14904	Transfer From Reserve	Beach Shower/Water Fountain Up& Ren (C)	19,398	20,000	20,000	20,000	20,000
14906	Transfer From Reserve	Dunsborough Oval Skatepark Lighting Renewal(C)	47,794	70,000	70,000	70,000	70,000
14907	Transfer From Reserve	Busselton Foreshore - Annual Renewals (C)	36,441	50,000	50,000	50,000	50,000
14908	Transfer From Reserve	Dunsborough Town Centre & Foreshore - Annual Renewals (C)	7,595	30,000	30,000	30,000	30,000
14910	Transfer From Reserve	Seymour Park - Replacement of Decking(C)	92,743	50,600	50,600	50,600	50,600
14911	Transfer From Reserve	Jarrahwood Playground Equipment Renewal(C)	10,152	26,000	26,000	26,000	26,000
14912	Transfer From Reserve	Newtown Oval New Playground Equipment(C)	15,221	15,000	15,000	15,000	15,000
14913	Transfer From Reserve	Heron Place - New New Playground Equipment(C)	15,321	10,000	10,000	10,000	10,000
14917	Transfer From Reserve	Meelup Regional Park - Capital Projects(C)	125,675	178,000	178,000	178,000	178,000
14918	Transfer From Reserve	BBQ Placement and Replacement(C)	30,024	30,000	30,000	30,000	30,000
14919	Transfer From Reserve	Beach Access stairs (C)	5,165	55,000	55,000	55,000	55,000
14944	Transfer From Reserve	Busselton Works Depot Parks & Gardens Product Bays(C)	15,080	20,000	20,000	20,000	20,000
<i>Parks and Reserves Reserve Closing Balance</i>			(1,151,871)	(820,901)	(820,901)	(750,838)	(750,838)
1050 - Performing Arts and Convention Centre Reserve							
10904	Opening Balance	Other General Purpose Funding(O)	(2,467,333)	(2,467,333)	(2,467,333)	(2,467,333)	(2,467,333)
10904	Interest Earned	Other General Purpose Funding(O)	(124,362)	(116,739)	(116,739)	(116,739)	(116,739)
<i>Performing Arts and Convention Centre Reserve Closing Balance</i>			(2,591,695)	(2,584,071)	(2,584,071)	(2,584,071)	(2,584,071)

City of Busselton Reserve Movements
For Period Ended 30 June 2024

Project Number	Transaction Type	Project Description	YTD Actual	YTD Budget	Budget Original	YTD BudgetA	Budget Amended
1051 - Plant Replacement Reserve							
10904	Opening Balance	Other General Purpose Funding(O)	(2,364,209)	(2,364,209)	(2,364,209)	(2,364,209)	(2,364,209)
10904	Interest Earned	Other General Purpose Funding(O)	(138,848)	(21,487)	(21,487)	(21,487)	(21,487)
10027	Transfer To Reserve	Asset Management Administration(O)	(1,121,722)	(1,121,722)	(1,121,722)	(1,121,722)	(1,121,722)
10448	Transfer From Reserve	Miscellaneous Plant & Equipment(O)	3,512	18,720	18,720	18,720	18,720
12881	Transfer From Reserve	HINO FD1024 Beavertail Truck (Turf) (C)	0	80,000	80,000	80,000	80,000
12882	Transfer From Reserve	Isuzu NPR65-190 Single Cab (Turf) (C)	0	80,000	80,000	80,000	80,000
12884	Transfer From Reserve	KUBOTA F3690 OUTFRONT MOWER (C)	18,811	21,200	21,200	21,200	21,200
12885	Transfer From Reserve	KUBOTA F3690 OUTFRONT MOWER (C)	19,252	21,200	21,200	21,200	21,200
12886	Transfer From Reserve	Brush / Tree Chipper (C)	71,646	100,000	100,000	100,000	100,000
12887	Transfer From Reserve	Plant Purchases (P11) - Redexim Easyspread 1600 Sand Spre(C)	0	19,200	19,200	19,200	19,200
12888	Transfer From Reserve	HINO FS2848 Tipper Truck (C&M) (C)	0	230,000	230,000	230,000	230,000
12890	Transfer From Reserve	Caterpillar CS56 Roller (C&M) (C)	0	130,000	130,000	130,000	130,000
12892	Transfer From Reserve	ISUZU FVZ1400 Tipper Truck (C&M) (C)	0	230,000	230,000	230,000	230,000
12893	Transfer From Reserve	Planning and Development Services - Replacement Complianc(C)	(31,046)	0	0	0	0
12894	Transfer From Reserve	SUBARU FORESTER 2.5i AWD WAGON (SiPlaCoord)REPL.P1 (C)	17,135	18,000	18,000	18,000	18,000
12895	Transfer From Reserve	NISSAN X-TRAIL ST-L 2WD SUV (ASSET MGMT COORD) (C)	16,454	18,000	18,000	18,000	18,000
12896	Transfer From Reserve	Facilities Operational Ute(C)	35,280	23,000	23,000	23,000	23,000
12897	Transfer From Reserve	ISUZU D-MAX SX 4X2 SINGLE CAB UTILITY (IRRIGATION) (C)	0	31,000	31,000	31,000	31,000
12898	Transfer From Reserve	MITSUBISHI TRITON 4X2 SINGLE CAB UTE (P&G) (C)	0	31,000	31,000	31,000	31,000
12899	Transfer From Reserve	Construction & Maintenance Ute (C)	23,941	27,000	27,000	27,000	27,000
12900	Transfer From Reserve	TOYOTA HILUX DUAL CAB 4X4 (CONST SUPERVISOR) (C)	15,547	25,000	25,000	25,000	25,000
12901	Transfer From Reserve	TOYOTA HILUX DUAL CAB 4X4 (MTC SUPERVISOR) (C)	13,753	25,000	25,000	25,000	25,000
12902	Transfer From Reserve	Manager Governance & Corp Services Vehicle (C)	18,542	20,000	20,000	20,000	20,000
12904	Transfer From Reserve	Plant Purchases (P11) - Minor Plant (P&G) (C)	13,571	13,000	13,000	13,000	13,000
12906	Transfer From Reserve	Plant Purchases (P12) - Minor Plant (C&M) (C)	0	18,500	18,500	18,500	18,500
12908	Transfer From Reserve	Program 12 - Minor Plant (Workshop) (C)	5,269	10,000	10,000	10,000	10,000
12948	Transfer From Reserve	TOYOTA HILUX SR 4X4 DUAL CAB UTILITY (BMO) (C)	45,394	25,000	25,000	25,000	25,000
14744	Transfer From Reserve	MITSUBISHI PAJERO GLX 4X4 (MGR REG SERV) (C)	41,083	21,500	21,500	21,500	21,500
14765	Transfer From Reserve	MITSUBISHI PAJERO SPORT 4X4 SUV REP P196110(C)	(25,137)	0	0	0	0
14770	Transfer From Reserve	VOLVO FE320 6X4 RUBBISH COMPA Repl. P166020(C)	(105,896)	0	0	0	0
14818	Transfer From Reserve	Wheeled 20t excavator Inc. Accessories(C)	0	485,000	485,000	485,000	485,000
14819	Transfer From Reserve	Positrak (Cat 299) with Accessories (C)	0	250,000	250,000	250,000	250,000
14820	Transfer From Reserve	Trailer for Towing Positrak & Traffic Lights(C)	0	40,000	40,000	40,000	40,000
14821	Transfer From Reserve	Trailer Traffic Lights x 2 (and Sign Cones)(C)	43,090	45,000	45,000	45,000	45,000
14842	Transfer From Reserve	HINO CREW CAB TIPPER TRUCK (C)	51,194	77,540	77,540	77,540	77,540
14843	Transfer From Reserve	HINO CREW CAB TIPPER TRUCK (C)	(40,361)	0	0	0	0
14844	Transfer From Reserve	New CBD Truck West (C)	(32,269)	0	0	0	0
14845	Transfer From Reserve	New Construction Truck(C)	(40,070)	0	0	0	0
14954	Transfer From Reserve	MITSUBISHI TRITON 4x2 SINGLE CAB (C)	0	25,000	25,000	25,000	25,000
15004	Transfer From Reserve	HUSQVARNA RC318T RIDE ON MOWER (C)	0	15,000	15,000	15,000	15,000
15006	Transfer From Reserve	HINO 917 CREW CAB (C&M) (C)	0	80,000	80,000	80,000	80,000
15008	Transfer From Reserve	ISUZU NPR400 CREW CAB (C&M) (C)	0	80,000	80,000	80,000	80,000
15013	Transfer From Reserve	HINO GH1728 AUTO TRUCK (C&M) (C)	0	350,000	350,000	350,000	350,000
15016	Transfer From Reserve	HINO GF1628 REAR TIPPING TRUCK (P&G) (C)	0	100,000	100,000	100,000	100,000
15018	Transfer From Reserve	TORO 4010D GROUNDMASTER MOWER (P&G) (C)	0	130,000	130,000	130,000	130,000
15023	Transfer From Reserve	ISUZU DMAX 4X2 SINGLE CAB (P&G) FORESHORE IRRIGATION (C)	0	31,000	31,000	31,000	31,000
15025	Transfer From Reserve	TOYOTA HILUX 4X4 EXTRA CAB UTILITY (IRRIGATION) (C)	49,140	34,000	34,000	34,000	34,000
15028	Transfer From Reserve	FORD RANGER 4X4 DUAL CAB UTE (CESM) (C)	51,059	35,000	35,000	35,000	35,000
15032	Transfer From Reserve	SUBARU OUTBACK 2.5i PREMIUM WAGON (C)	0	20,000	20,000	20,000	20,000
15034	Transfer From Reserve	SUBARU OUTBACK AWD WAGON (RANGERS CO-ORDINATOR) (C)	15,545	20,000	20,000	20,000	20,000
15036	Transfer From Reserve	SUBARU OUTBACK 2.5i AWD PREMIUM (MGR CULTURE & EVENTS) (C)	20,000	20,000	20,000	20,000	20,000
15038	Transfer From Reserve	MAZDA CX9 FWD SUV (Director CCS) (C)	51,095	25,000	25,000	25,000	25,000
15040	Transfer From Reserve	SUBARU OUTBACK AWD (Director PDS) (C)	25,000	25,000	25,000	25,000	25,000
15042	Transfer From Reserve	Nissan X-Trail Ti 4x4 SUV (Mgr Fin Serv) (C)	40,643	20,000	20,000	20,000	20,000
15045	Transfer From Reserve	Toyota Fortuner GX 4x4 SUV (Mgr Eng Tech Srv) (C)	40,643	20,000	20,000	20,000	20,000
15048	Transfer From Reserve	SUBARU FORESTER 2.5i-S AWD (MGR DEV SERV) (C)	18,046	20,000	20,000	20,000	20,000
15050	Transfer From Reserve	NISSAN X TRAIL STL 4X4 SUV (LIESURE CENTRES COORD) (C)	34,596	18,000	18,000	18,000	18,000
15052	Transfer From Reserve	MITSUBISHI OUTLANDER LS AWD (HR COORD) (C)	33,965	18,000	18,000	18,000	18,000
15065	Transfer From Reserve	Differential GPS (C)	17,310	20,000	20,000	20,000	20,000
<i>Plant Replacement Reserve Closing Balance</i>			(3,049,040)	(267,557)	(267,557)	(267,557)	(267,557)
1052 - Port Geographe Development Reserve (Council)							
10904	Opening Balance	Other General Purpose Funding(O)	(67,299)	(67,299)	(67,299)	(67,299)	(67,299)
10904	Interest Earned	Other General Purpose Funding(O)	(5,250)	(1,825)	(1,825)	(1,825)	(1,825)
10325	Transfer To Reserve	Port Geographe(O)	(104,962)	(104,962)	(104,962)	(104,962)	(104,962)
10086	Transfer From Reserve	Pedestrian Bridge (Port Geographe)(O)	106,062	93,451	93,451	93,451	93,451
14901	Transfer From Reserve	Port Geographe POS Retaining Wall Renewals(C)	34,615	53,000	53,000	53,000	53,000
<i>Port Geographe Development Reserve (Council) Closing Balance</i>			(36,835)	(27,635)	(27,635)	(27,635)	(27,635)
1053 - Port Geographe Waterways Management (SAR) Reserve							
10904	Opening Balance	Other General Purpose Funding(O)	(3,051,049)	(3,051,049)	(3,051,049)	(3,051,049)	(3,051,049)
10904	Interest Earned	Other General Purpose Funding(O)	(156,148)	(136,876)	(136,876)	(136,876)	(136,876)
10325	Transfer To Reserve	Port Geographe(O)	(251,628)	(247,651)	(247,651)	(247,651)	(247,651)
10325	Transfer From Reserve	Port Geographe(O)	368,359	406,169	406,169	406,169	406,169
<i>Port Geographe Waterways Management (SAR) Reserve Closing Balance</i>			(3,090,466)	(3,029,407)	(3,029,407)	(3,029,407)	(3,029,407)
1054 - Professional Development Reserve							
10904	Opening Balance	Other General Purpose Funding(O)	(161,395)	(161,395)	(161,395)	(161,395)	(161,395)
10904	Interest Earned	Other General Purpose Funding(O)	(8,135)	(7,333)	(7,333)	(7,333)	(7,333)
10810	Transfer From Reserve	Human Resources & Payroll(O)	36,567	50,000	50,000	50,000	50,000
<i>Professional Development Reserve Closing Balance</i>			(132,962)	(118,728)	(118,728)	(118,728)	(118,728)
1055 - Provenance Landscape Maintenance (SAR) Reserve							
10904	Opening Balance	Other General Purpose Funding(O)	(1,524,829)	(1,524,829)	(1,524,829)	(1,524,829)	(1,524,829)
10904	Interest Earned	Other General Purpose Funding(O)	(80,978)	(64,136)	(64,136)	(64,136)	(64,136)
10966	Transfer To Reserve	Provenance SAR Area General Improvements to the Area(C)	(208,290)	(205,921)	(205,921)	(205,921)	(205,921)
10289	Transfer From Reserve	Almond Green Park (Provenance)(O)	43,168	43,168	43,168	43,168	43,168
10291	Transfer From Reserve	Avignon Park (Provenance)(O)	11,227	15,203	15,203	15,203	15,203
10311	Transfer From Reserve	Lavender Park (Provenance)(O)	10,555	11,949	11,949	11,949	11,949
10429	Transfer From Reserve	Streetscape Medians (Provenance)(O)	22,094	26,544	26,544	26,544	26,544
10966	Transfer From Reserve	Provenance SAR Area General Improvements to the Area(C)	34,318	160,000	160,000	160,000	160,000
11725	Transfer From Reserve	Yalyalup Hall Court(O)	0	770	770	770	770
<i>Provenance Landscape Maintenance (SAR) Reserve Closing Balance</i>			(1,692,735)	(1,537,252)	(1,537,252)	(1,537,252)	(1,537,252)

City of Busselton Reserve Movements
For Period Ended 30 June 2024

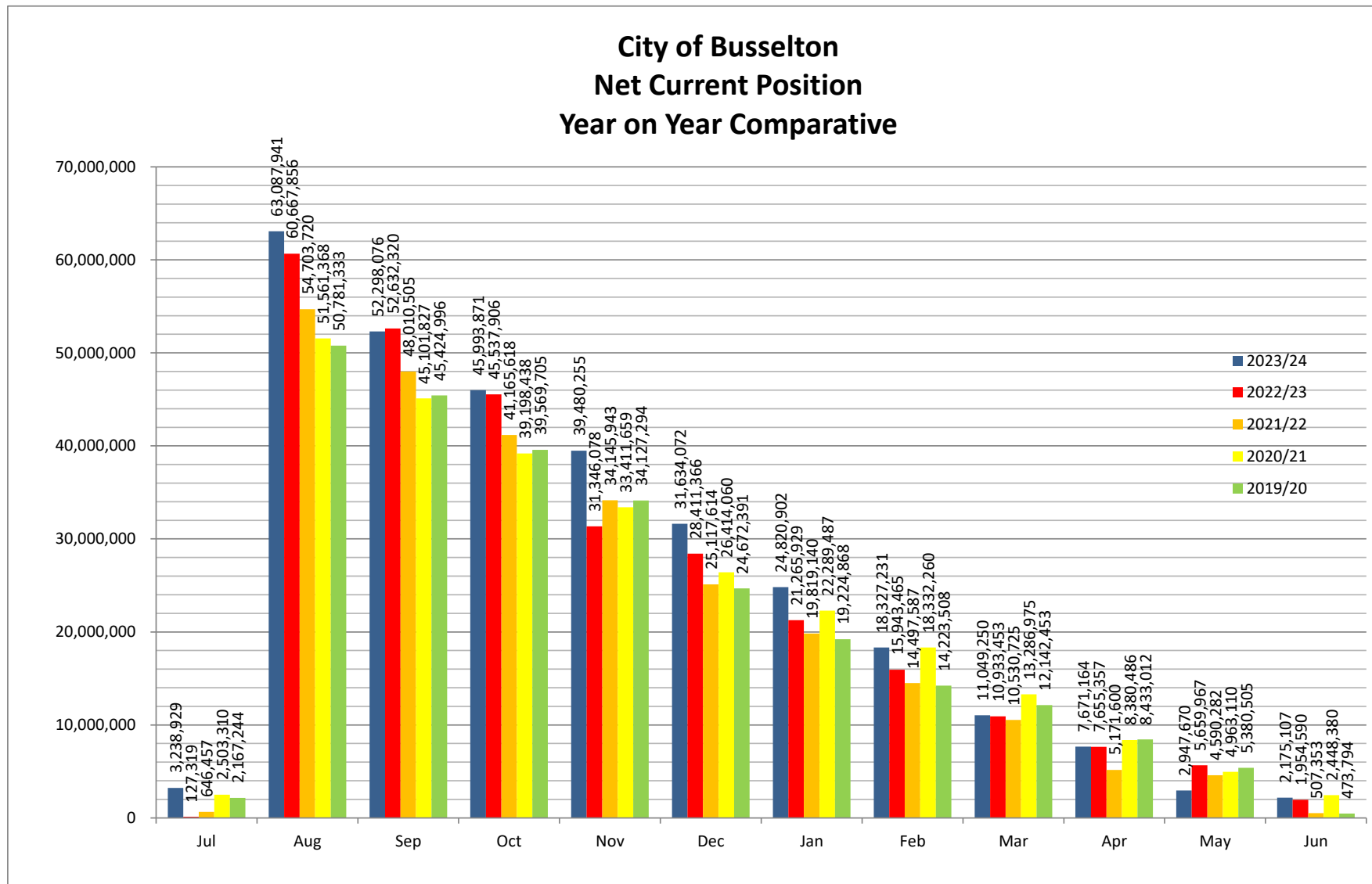
Project Number	Transaction Type	Project Description	YTD Actual	YTD Budget	Budget Original	YTD BudgetA	Budget Amended
1056 - Public Art Reserve							
10904	Opening Balance	Other General Purpose Funding(O)	(272,933)	(272,933)	(272,933)	(272,933)	(272,933)
10904	Interest Earned	Other General Purpose Funding(O)	76	(2,197)	(2,197)	(2,197)	(2,197)
10904	Transfer From Reserve	Other General Purpose Funding(O)	272,857	0	0	275,130	275,130
15059	Transfer From Reserve	Sculpture By The Bay (C)	0	12,000	12,000	0	0
<i>Public Art Reserve Closing Balance</i>			0	(263,130)	(263,130)	0	0
1057 - Railway House Building Reserve (50%)							
10904	Opening Balance	Other General Purpose Funding(O)	(89,585)	(89,585)	(89,585)	(89,585)	(89,585)
10904	Interest Earned	Other General Purpose Funding(O)	710	0	0	0	0
10904	Transfer From Reserve	Other General Purpose Funding(O)	88,875	89,585	89,585	89,585	89,585
<i>Railway House Building Reserve (50%) Closing Balance</i>			0	0	0	0	0
1058 - Road Reserve							
10904	Opening Balance	Other General Purpose Funding(O)	(2,164,710)	(2,164,710)	(2,164,710)	(2,164,710)	(2,164,710)
10904	Interest Earned	Other General Purpose Funding(O)	(247,895)	(82,583)	(82,583)	(82,583)	(82,583)
10027	Transfer To Reserve	Asset Management Administration(O)	(3,688,870)	(3,688,870)	(3,688,870)	(3,688,870)	(3,688,870)
10904	Transfer To Reserve	Other General Purpose Funding(O)	(1,562,216)	(1,574,756)	(1,574,756)	(1,574,756)	(1,574,756)
11193	Transfer From Reserve	Wilyabrup Road Resheet(C)	85,307	80,643	80,643	80,643	80,643
11199	Transfer From Reserve	Bussell Highway(C)	809,880	678,321	678,321	862,722	862,722
11987	Transfer From Reserve	Caves Road (C)	0	17,043	17,043	17,043	17,043
11998	Transfer From Reserve	Kaloorup Road(C)	62,464	0	0	0	0
12005	Transfer From Reserve	Payne Road(C)	306,376	638,055	638,055	292,280	292,280
12611	Transfer From Reserve	North Jindong Road(C)	118,219	292,600	292,600	23,963	23,963
12827	Transfer From Reserve	Commonage Road(C)	777,069	269,500	269,500	1,100,000	1,100,000
12842	Transfer From Reserve	Nuttman Road (C)	50,426	54,724	54,724	50,426	50,426
12845	Transfer From Reserve	General Design / Modelling Works (O)	22,260	312,000	312,000	312,000	312,000
14817	Transfer From Reserve	Road Access Seal - Busselton Animal care facility(C)	61,232	49,766	49,766	49,766	49,766
14850	Transfer From Reserve	Cook Street - Asphalt Overlay SLK 0.39 to 1.25 (C)	182,492	351,574	351,574	182,492	182,492
14851	Transfer From Reserve	Strelley Street - Rehabilitation SLK 0.05 to 1.2 (C)	282,391	240,000	240,000	240,000	240,000
14852	Transfer From Reserve	North Jindong Road - Prelims and Land Acq SLK 0 to 0 (C)	9,042	12,000	12,000	12,000	12,000
14853	Transfer From Reserve	Jalbarragup Road - Reseal SLK 0 to 10.75 (C)	114,495	600,000	600,000	600,000	600,000
14854	Transfer From Reserve	Boallia Road - Recon and Widening SLK 1.5 to 2.3 (C)	462,361	553,832	553,832	468,013	468,013
14855	Transfer From Reserve	Vasse Yallingup Siding Road - Design only SLK 0 to 0 (C)	1,510	16,500	16,500	16,500	16,500
14856	Transfer From Reserve	Peron Avenue - Asphalt Overlay SLK 0.17 to 0.76 (C)	444,774	450,030	450,030	450,030	450,030
14857	Transfer From Reserve	West Street - Rehabilitation SLK 1.02 to 1.15 (C)	0	181,000	181,000	0	0
14858	Transfer From Reserve	Artisan Street - Asphalt Overlay SLK 0.02 to 0.16 (C)	25,899	46,152	46,152	25,899	25,899
14859	Transfer From Reserve	Kershaw Street - Asphalt Overlay SLK 0 to 0.25 (C)	50,446	69,271	69,271	50,446	50,446
14860	Transfer From Reserve	Thornbill Court - Asphalt Overlay SLK 0 to 0.08 (C)	20,662	20,662	20,662	20,662	20,662
14861	Transfer From Reserve	Grevillea Cove - Asphalt Overlay SLK 0 to 0.08 (C)	21,700	22,243	22,243	22,243	22,243
14862	Transfer From Reserve	Baudin Street - Asphalt Overlay SLK 0 to 0.1 (C)	94,691	95,132	95,132	95,132	95,132
14863	Transfer From Reserve	Cormorant Court - Asphalt Overlay SLK 0 to 0.08 (C)	24,227	23,616	23,616	23,616	23,616
14864	Transfer From Reserve	Sugarloaf Road - Second Coat Seal SLK 0 to 0 (C)	0	66,521	66,521	0	0
14865	Transfer From Reserve	Yallingup Beach Road - Reseal SLK 0 to 0.19 (C)	24,805	30,698	30,698	24,804	24,804
14866	Transfer From Reserve	Old Vasse Highway - Reseal SLK 0 to 1.83 (C)	0	13,535	13,535	13,535	13,535
15085	Transfer From Reserve	Jalbarragup Road New Shoulders (C)	200,861	200,000	200,000	200,000	200,000
15103	Transfer From Reserve	Prince Street Laneway(C)	28,003	0	0	28,003	28,003
15108	Transfer From Reserve	Bussell Highway Resurfacing SLK 0 to 3.8 (C)	178,734	0	0	178,768	178,768
15194	Transfer From Reserve	Chapman Hill Road [State Blackspot Prg] (C)	0	0	0	16,000	16,000
15261	Transfer From Reserve	Metricup-Yelverton Road	0	0	0	138,134	138,134
<i>Road Reserve Closing Balance</i>			(3,203,367)	(2,125,501)	(2,125,501)	(1,915,799)	(1,915,799)
1059 - Sick Pay Incentive Reserve							
10904	Opening Balance	Other General Purpose Funding(O)	(79,316)	(79,316)	(79,316)	(79,316)	(79,316)
10904	Interest Earned	Other General Purpose Funding(O)	(3,974)	(3,000)	(3,000)	(3,000)	(3,000)
10810	Transfer To Reserve	Human Resources & Payroll(O)	4,320	0	0	0	0
10810	Transfer From Reserve	Human Resources & Payroll(O)	6,468	0	0	0	0
<i>Sick Pay Incentive Reserve Closing Balance</i>			(72,502)	(82,316)	(82,316)	(82,316)	(82,316)
1060 - Strategic Projects Reserve							
10904	Opening Balance	Other General Purpose Funding(O)	(3,032,416)	(3,032,416)	(3,032,416)	(3,032,416)	(3,032,416)
10904	Interest Earned	Other General Purpose Funding(O)	(153,389)	(115,118)	(115,118)	(115,118)	(115,118)
10830	Transfer To Reserve	Members of Council(O)	(25,000)	(25,000)	(25,000)	(25,000)	(25,000)
12847	Transfer From Reserve	Purchase Sues Road(C)	454,545	500,000	500,000	500,000	500,000
<i>Strategic Projects Reserve Closing Balance</i>			(2,756,260)	(2,672,534)	(2,672,534)	(2,672,534)	(2,672,534)
1061 - Vasse Newtown Landscape Maintenance (SAR) Reserve							
10904	Opening Balance	Other General Purpose Funding(O)	(615,196)	(615,196)	(615,196)	(615,196)	(615,196)
10904	Interest Earned	Other General Purpose Funding(O)	(33,942)	(24,541)	(24,541)	(24,541)	(24,541)
10969	Transfer To Reserve	Vasse SAR Area General Improvements to the Area(C)	(203,750)	(202,058)	(202,058)	(202,058)	(202,058)
10266	Transfer From Reserve	Southern Wetland - Bush Area Lot 2007 (Newtown)(O)	2,109	3,353	3,353	3,353	3,353
10317	Transfer From Reserve	Southern Wetland - Heritage Park Lot 2013 (Newtown)(O)	6,399	4,836	4,836	4,836	4,836
10372	Transfer From Reserve	Northern POS (Newtown)(O)	25,092	24,318	24,318	24,318	24,318
10428	Transfer From Reserve	Streetscape Medians (Newtown)(O)	46,058	25,292	25,292	25,292	25,292
10969	Transfer From Reserve	Vasse SAR Area General Improvements to the Area(C)	47,327	70,000	70,000	70,000	70,000
11541	Transfer From Reserve	East Central (Wakeham Circle Newtown)(O)	11,897	12,645	12,645	12,645	12,645
11809	Transfer From Reserve	West Central (Elijah Circle Newtown)(O)	20,965	26,342	26,342	26,342	26,342
<i>Vasse Newtown Landscape Maintenance (SAR) Reserve Closing Balance</i>			(693,041)	(675,009)	(675,009)	(675,009)	(675,009)
1062 - Vasse Sports Pavilion Building Reserve							
10904	Opening Balance	Other General Purpose Funding(O)	(2,406)	(2,406)	(2,406)	(2,406)	(2,406)
10904	Interest Earned	Other General Purpose Funding(O)	19	0	0	0	0
10904	Transfer From Reserve	Other General Purpose Funding(O)	2,387	2,406	2,406	2,406	2,406
<i>Vasse Sports Pavilion Building Reserve Closing Balance</i>			0	0	0	0	0

City of Busselton Reserve Movements
For Period Ended 30 June 2024

Project Number	Transaction Type	Project Description	YTD Actual	YTD Budget	Budget Original	YTD BudgetA	Budget Amended
1063 - Waste Management Facility and Plant Reserve							
10904	Opening Balance	Other General Purpose Funding(O)	(8,135,574)	(8,135,574)	(8,135,574)	(8,135,574)	(8,135,574)
10904	Interest Earned	Other General Purpose Funding(O)	(238,924)	(205,856)	(205,856)	(205,856)	(205,856)
12419	Transfer To Reserve	Rubbish Sites Development(O)	(2,206,088)	(1,755,113)	(1,755,113)	(1,755,113)	(1,755,113)
10688	Transfer From Reserve	Depot Washdown Facility Upgrades(C)	0	76,700	76,700	76,700	76,700
12225	Transfer From Reserve	Waste and Fleet Management (PWOH)(O)	0	578,501	578,501	578,501	578,501
12419	Transfer From Reserve	Rubbish Sites Development(O)	89,178	0	0	0	0
12421	Transfer From Reserve	City Lined Landfill Stage 2 - Preliminary Works(C)	135,076	80,000	80,000	80,000	80,000
12425	Transfer From Reserve	Busselton Landfill Post-closure Capping, Rehab & Remediat(C)	5,257,700	2,000,000	2,000,000	2,000,000	2,000,000
12428	Transfer From Reserve	Re-use shop Busselton Transfer Station(C)	86,065	125,000	125,000	125,000	125,000
12911	Transfer From Reserve	VOLVO FE320 WASTE TRUCK (C)	466,234	424,660	424,660	424,660	424,660
12914	Transfer From Reserve	Minor Plant - Program 10 (C)	0	10,000	10,000	10,000	10,000
13654	Transfer From Reserve	CATERPILLAR LANDFILL COMPACTOR REFURBISHED (DUNSB. TIP)(P)	129,520	130,000	130,000	130,000	130,000
14823	Transfer From Reserve	VOLVO FE320 WASTE TRUCK (C)	481,200	438,545	438,545	438,545	438,545
14960	Transfer From Reserve	VOLVO FE320 WASTE TRUCK (C)	0	480,000	480,000	480,000	480,000
14962	Transfer From Reserve	WATER TANK FOR DUST SUPPRESSION (C)	0	25,000	25,000	25,000	25,000
14966	Transfer From Reserve	DIESEL TANK DWF (C)	0	50,000	50,000	50,000	50,000
14968	Transfer From Reserve	HOOKLIFT BIN BWTS (C)	16,540	18,000	18,000	18,000	18,000
14970	Transfer From Reserve	HOOKLIFT BIN BWTS (C)	0	18,000	18,000	18,000	18,000
14972	Transfer From Reserve	HOOKLIFT BIN BWTS (C)	0	18,000	18,000	18,000	18,000
14974	Transfer From Reserve	HOOKLIFT BIN (C)	0	18,000	18,000	18,000	18,000
14976	Transfer From Reserve	HOOKLIFT BIN (C)	16,540	18,000	18,000	18,000	18,000
14978	Transfer From Reserve	ABLE GL3013 GENERATOR (C)	20,995	50,000	50,000	50,000	50,000
14980	Transfer From Reserve	WASTE COORDINATOR VEHICLE (C)	33,965	35,000	35,000	35,000	35,000
14982	Transfer From Reserve	TOYOTA HILUX 4x2 SINGLE CAB (C)	18,352	26,000	26,000	26,000	26,000
14984	Transfer From Reserve	ISUZU D-MAX 4x4 DUAL CAB (C)	20,253	30,000	30,000	30,000	30,000
14986	Transfer From Reserve	HOLDEN COLORADO 4x4 DUAL CAB (C)	0	26,000	26,000	26,000	26,000
15066	Transfer From Reserve	Dunsborough Groundwater Investigation (O)	198,134	200,000	200,000	200,000	200,000
15077	Transfer From Reserve	Lunch / Meeting Room for Transfer Station(C)	47,500	50,000	50,000	50,000	50,000
15078	Transfer From Reserve	HAZMET and Dangerous Goods Storage(C)	66,060	108,500	108,500	108,500	108,500
<i>Waste Management Facility and Plant Reserve Closing Balance</i>			(3,497,274)	(5,062,637)	(5,062,637)	(5,062,637)	(5,062,637)
1064 - Winderup Aged Housing Reserve (City Controlled)							
10904	Opening Balance	Other General Purpose Funding(O)	(463,208)	(463,208)	(463,208)	(463,208)	(463,208)
10904	Interest Earned	Other General Purpose Funding(O)	(23,650)	(17,340)	(17,340)	(17,340)	(17,340)
11684	Transfer To Reserve	Winderup Court Aged Housing(O)	(96,610)	(85,086)	(85,086)	(85,086)	(85,086)
12234	Transfer From Reserve	Aged Housing Capital Improvements - Winderup Court (City(C)	35,344	49,000	49,000	49,000	49,000
<i>Winderup Aged Housing Reserve (City Controlled) Closing Balance</i>			(548,123)	(516,634)	(516,634)	(516,634)	(516,634)
1065 - Workers Compensation, Extended SL and AL Contingency Reserve							
10904	Opening Balance	Other General Purpose Funding(O)	(4,281)	(4,281)	(4,281)	(4,281)	(4,281)
10904	Interest Earned	Other General Purpose Funding(O)	(216)	(265)	(265)	(265)	(265)
<i>Workers Compensation, Extended SL and AL Contingency Reserve Closing Balance</i>			(4,497)	(4,546)	(4,546)	(4,546)	(4,546)
1066 - Youth and Community Activities Building Reserve							
10904	Opening Balance	Other General Purpose Funding(O)	(216,652)	(216,652)	(216,652)	(216,652)	(216,652)
10904	Interest Earned	Other General Purpose Funding(O)	1,720	0	0	0	0
10904	Transfer From Reserve	Other General Purpose Funding(O)	214,931	216,652	216,652	216,652	216,652
<i>Youth and Community Activities Building Reserve Closing Balance</i>			0	0	0	0	0
1067 - Prepaid Grants and Deferred Works & Services Reserves							
10904	Opening Balance	Other General Purpose Funding(O)	(2,843,445)	(2,843,445)	(2,843,445)	(2,843,445)	(2,843,445)
10904	Interest Earned	Other General Purpose Funding(O)	(18,020)	0	0	0	0
10904	Transfer To Reserve	Other General Purpose Funding(O)	(3,169,241)	(351,808)	(351,808)	(351,808)	(351,808)
10613	Transfer From Reserve	Meelup Coastal Parking & Landscaping(C)	174,986	178,238	178,238	178,238	178,238
10653	Transfer From Reserve	Community Assistance Program (Governance)(O)	0	50,000	50,000	50,000	50,000
10904	Transfer From Reserve	Other General Purpose Funding(O)	2,843,438	2,843,445	2,843,445	2,843,445	2,843,445
11040	Transfer From Reserve	Economic and Business Development(O)	0	20,000	20,000	20,000	20,000
11128	Transfer From Reserve	Community and Recreation Management(O)	0	31,235	31,235	31,235	31,235
12648	Transfer From Reserve	Rural-Tree Pruning(O)	64,835	72,335	72,335	72,335	72,335
<i>Prepaid Grants and Deferred Works & Services Reserves Closing Balance</i>			(2,947,446)	0	0	0	0
1069 - Airport Reserve							
10904	Opening Balance	Other General Purpose Funding(O)	(3,210,167)	(3,210,167)	(3,210,167)	(3,210,167)	(3,210,167)
10904	Interest Earned	Other General Purpose Funding(O)	(588,145)	(266,134)	(266,134)	(266,134)	(266,134)
10594	Transfer To Reserve	Airport Operations(O)	(8,153,150)	(8,924,456)	(8,924,456)	(8,924,456)	(8,924,456)
10583	Transfer From Reserve	Airport Construction Stage 2, Airfield(C)	0	22,478	22,478	22,478	22,478
10585	Transfer From Reserve	BMRA Hangars(C)	0	303,790	303,790	303,790	303,790
10589	Transfer From Reserve	Airport Construction, Existing Terminal Upgrade(C)	47,948	103,847	103,847	103,847	103,847
10594	Transfer From Reserve	Airport Operations(O)	0	2,500,000	2,500,000	2,500,000	2,500,000
12804	Transfer From Reserve	Airport Terminal Building(C)	9,545	28,481	28,481	28,481	28,481
12932	Transfer From Reserve	Airport Operations - Replacement Toro Groundmaster 7200 M(C)	0	22,000	22,000	22,000	22,000
12941	Transfer From Reserve	Airport - Other Buildings(C)	0	5,000	5,000	5,000	5,000
14836	Transfer From Reserve	RFDS relocation(C)	73,882	177,515	177,515	177,515	177,515
14838	Transfer From Reserve	BMRAP - Apron Lighting(C)	0	65,000	65,000	65,000	65,000
14839	Transfer From Reserve	BMRAP - Apron CCTV(C)	50,000	50,000	50,000	50,000	50,000
14946	Transfer From Reserve	PERUZZO BULL SLASHER (C)	0	57,000	57,000	57,000	57,000
14949	Transfer From Reserve	KUBOTA MULE (C)	0	10,000	10,000	10,000	10,000
14951	Transfer From Reserve	1500L SELF BUNDED DIESEL FUEL TANK (C)	0	14,500	14,500	14,500	14,500
15060	Transfer From Reserve	BMRA MAGS Improvements (C)	15,617	17,000	17,000	17,000	17,000
15061	Transfer From Reserve	BMRA Gate 1 Replacement (C)	0	10,000	10,000	10,000	10,000
15062	Transfer From Reserve	BMRA GA Precinct Reseal (C)	205,128	218,810	218,810	218,810	218,810
15083	Transfer From Reserve	New Airport Manager Vehicle (C)	40,000	40,000	40,000	40,000	40,000
15086	Transfer From Reserve	SWDC Airport Development Business Case (O)	108,743	67,000	67,000	100,000	100,000
15192	Transfer From Reserve	Security screening equipment – ETD Machine (C)	0	0	0	40,000	40,000
<i>Airport Reserve Closing Balance</i>			(11,400,598)	(8,688,336)	(8,688,336)	(8,615,336)	(8,615,336)
1070 - Airport Noise Mitigation Reserve							
10904	Opening Balance	Other General Purpose Funding(O)	(661,140)	(661,140)	(661,140)	(661,140)	(661,140)
10904	Interest Earned	Other General Purpose Funding(O)	5,365	0	0	0	0
10904	Transfer From Reserve	Other General Purpose Funding(O)	655,775	661,140	661,140	661,140	661,140
<i>Airport Noise Mitigation Reserve Closing Balance</i>			0	0	0	0	0

City of Busselton Reserve Movements
For Period Ended 30 June 2024

Project Number	Transaction Type	Project Description	YTD Actual	YTD Budget	Budget Original	YTD BudgetA	Budget Amended
1071 - LED Street Lighting Replacement Program Reserve							
10904	Opening Balance	Other General Purpose Funding(O)	(32,228)	(32,228)	(32,228)	(32,228)	(32,228)
10904	Interest Earned	Other General Purpose Funding(O)	227	0	0	0	0
10904	Transfer From Reserve	Other General Purpose Funding(O)	32,000	32,228	32,228	32,228	32,228
<i>LED Street Lighting Replacement Program Reserve Closing Balance</i>			0	0	0	0	0
1072 - Lou Weston Oval Pavilion Reserve							
10904	Opening Balance	Other General Purpose Funding(O)	(12,730)	(12,730)	(12,730)	(12,730)	(12,730)
10904	Interest Earned	Other General Purpose Funding(O)	95	0	0	0	0
10904	Transfer From Reserve	Other General Purpose Funding(O)	12,635	12,730	12,730	12,730	12,730
<i>Lou Weston Oval Pavilion Reserve Closing Balance</i>			0	0	0	0	0
1073 - Waterways Restoration Reserve							
10904	Opening Balance	Other General Purpose Funding(O)	(10)	(10)	(10)	(10)	(10)
10904	Interest Earned	Other General Purpose Funding(O)	(17,845)	(6,071)	(6,071)	(6,071)	(6,071)
10904	Transfer To Reserve	Other General Purpose Funding(O)	(133,469)	(134,559)	(134,559)	(134,559)	(134,559)
12848	Transfer To Reserve	Vasse River - Ongoing Restoration of River Habitat(O)	(572,473)	(572,473)	(572,473)	(572,473)	(572,473)
12848	Transfer From Reserve	Vasse River - Ongoing Restoration of River Habitat(O)	256,602	572,473	572,473	572,473	572,473
<i>Waterways Restoration Reserve Closing Balance</i>			(467,195)	(140,640)	(140,640)	(140,640)	(140,640)
1078 - Post Office Tea Rooms Reserve							
10904	Opening Balance	Other General Purpose Funding(O)	(48,075)	(48,075)	(48,075)	(48,075)	(48,075)
10904	Interest Earned	Other General Purpose Funding(O)	(3,219)	(92)	(92)	(92)	(92)
10020	Transfer To Reserve	Art Geo Administration(O)	(18,215)	(18,215)	(18,215)	(18,215)	(18,215)
<i>Post Office Tea Rooms Reserve Closing Balance</i>			(69,509)	(66,382)	(66,382)	(66,382)	(66,382)
1079 - Peel Tce/Causeway Rd Building Reserve							
10904	Opening Balance	Other General Purpose Funding(O)	(23,429)	(23,429)	(23,429)	(23,429)	(23,429)
10904	Transfer From Reserve	Other General Purpose Funding(O)	23,429	23,429	23,429	23,429	23,429
<i>Peel Tce/Causeway Rd Building Reserve Closing Balance</i>			0	0	0	0	0
<i>Grand Total</i>			(74,425,888)	(64,748,659)	(64,748,659)	(56,401,875)	(56,401,875)
Opening Balance			(78,138,182)	(78,138,182)	(78,138,182)	(78,138,182)	(78,138,182)
Interest Earned			(3,694,202)	(2,550,492)	(2,550,492)	(2,550,492)	(2,550,492)
Transfer To Reserve			(38,882,094)	(36,452,246)	(36,452,246)	(36,452,246)	(36,452,246)
Transfer From Reserve			46,288,590	52,392,260	52,392,260	60,739,044	60,739,044
<i>Grand Total</i>			(74,425,888)	(64,748,659)	(64,748,659)	(56,401,875)	(56,401,875)



CITY OF BUSSELTON - INVESTMENT PERFORMANCE REPORT
For the month of June 2024

11am Bank Account

As at 30 June 2024

INSTITUTION	RATE	AMOUNT
ANZ 11am At Call Deposit	4.25%	\$ 11,750,000

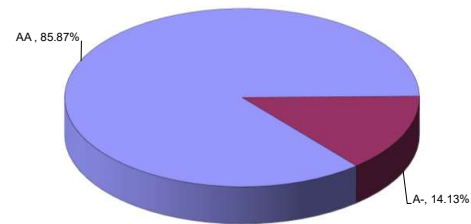
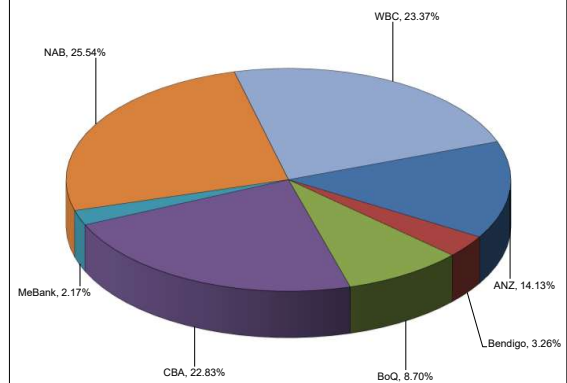
Term Deposits - Miscellaneous Funds As at 30 June 2024

INSTITUTION	RATING	DAYS	MATURITY	RATE	AMOUNT
ANZ	AA		CLOSED		
WBC	AA	182	22-Jul-24	4.92%	\$ 1,500,000
WBC	AA	0	CLOSED	0.00%	\$ 3,000,000
Bendigo	A-	272	20-Dec-24	5.04%	\$ 3,000,000
WBC	AA	273	06-Mar-25	5.08%	\$ 3,000,000
NAB	AA	365	15-Apr-25	5.05%	\$ 4,000,000
NAB	AA	121	22-Jul-24	5.10%	\$ 2,000,000
WBC	AA		CLOSED		
NAB	AA	182	12-Aug-24	5.15%	\$ 4,000,000
ANZ	AA		CLOSED		
ANZ	AA	309	28-Jan-25	4.94%	\$ 2,000,000
ANZ	AA	151	26-Jul-24	4.98%	\$ 4,000,000
WBC	AA		CLOSED		
NAB	AA	365	30-May-25	5.30%	\$ 3,000,000
NAB	AA	365	21-Mar-25	5.00%	\$ 3,000,000
NAB	AA	210	18-Nov-24	5.05%	\$ 2,000,000
ANZ	AA	91	10-Jul-24	4.95%	\$ 2,000,000
ANZ	AA	275	11-Dec-24	4.94%	\$ 3,000,000
CBA	AA	151	22-Jul-24	4.85%	\$ 5,000,000
BoQ/MeBank	A-	364	23-Apr-25	5.00%	\$ 2,000,000
BoQ	A-	366	05-May-25	5.15%	\$ 2,000,000
BoQ	A-	273	28-Feb-25	5.10%	\$ 2,000,000
ANZ	AA	365	29-Apr-25	5.21%	\$ 2,000,000
CBA	AA		CLOSED		
WBC	AA	337	20-Feb-25	4.92%	\$ 4,000,000
WBC	AA	334	20-May-25	5.12%	\$ 4,000,000
WBC	AA	365	20-Dec-24	5.10%	\$ 4,000,000
CBA	AA	210	15-Jan-25	4.87%	\$ 5,000,000
CBA	AA		CLOSED		
NAB	AA	365	06-Jun-25	5.20%	\$ 2,500,000
NAB	AA	242	08-Jul-24	5.25%	\$ 3,000,000
BoQ	A-	274	09-Aug-24	5.35%	\$ 4,000,000
CBA	AA	270	05-Aug-24	5.32%	\$ 5,000,000
CBA	AA	365	08-Nov-24	5.36%	\$ 6,000,000
WBC	AA	365	10-Nov-24	5.35%	\$ 5,000,000

Total of Term Deposits 92,000,000

Weighted Average Annual Rate of Return 5.11%

Investment Graphs

Summary of Term Deposits by S & P Rating
(Excludes WATC and 11am Cash Account Funds)Summary of Term Deposits by Institution
(Excludes WATC and 11am Cash Account Funds)

Airport Redevelopment Funds

As at 30 June 2024

WA Treasury Corp. - Overnight Cash Deposit Facility	4.30%	\$ 641,174
---	-------	------------

Total of Airport Redevelopment Funds - WATC \$ 641,174

Nil

Total of Airport Redevelopment Funds - Bank Term Deposits \$0

ANZ Cash Account	AA	NA	NA	4.25%	\$ 140,460
------------------	----	----	----	-------	------------

Total of Airport Redevelopment Funds - Other \$ 140,460

Total of Airport Redevelopment Funds \$ 781,634

(Note: Funds held with the WATC are in accordance with the Airport Redevelopment Funding Contract and the Foreshore Development Contract and are not held within the requirements of the City's Investment Policy 218)

SUMMARY OF ALL INVESTMENTS HELD

	As at 1 year ago	As at 30 June 2023	As at 30 June 2024
11am Bank Account	\$ 16,500,000	\$ 16,500,000	\$ 11,750,000
11am Bank Account Interest - not yet fully processed	\$ -	\$ -	\$ -
11am bank account - deposit not fully processed	\$ -	\$ -	\$ -
Term Deposits - Misc. Funds	\$ 94,500,000	\$ 94,500,000	\$ 92,000,000
Term Deposit Interest - not yet fully processed	\$ -	\$ -	\$ -
Airport Redevelopment - WATC Deposits	\$ 614,859	\$ 614,859	\$ 641,174
Airport Redevelopment - ANZ Cash A/c	\$ 191,770	\$ 191,770	\$ 140,460
Total of all Investments Held	\$ 111,806,629	\$ 111,806,629	\$ 104,531,634

TOTAL INTEREST RECEIVED AND ACCRUED \$ 3,625,530 \$ 3,625,530 \$ 5,625,882

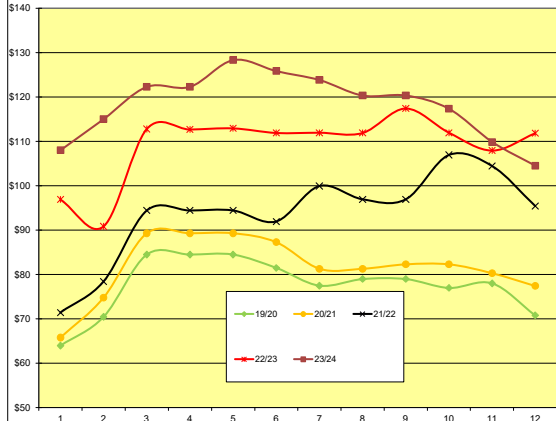
INTEREST BUDGET \$ 1,610,000 \$ 1,610,000 \$ 3,850,492

(Note: Interest figures relate to City general funds only and does not include interest allocated to specific areas such as the Airport Redevelopment)

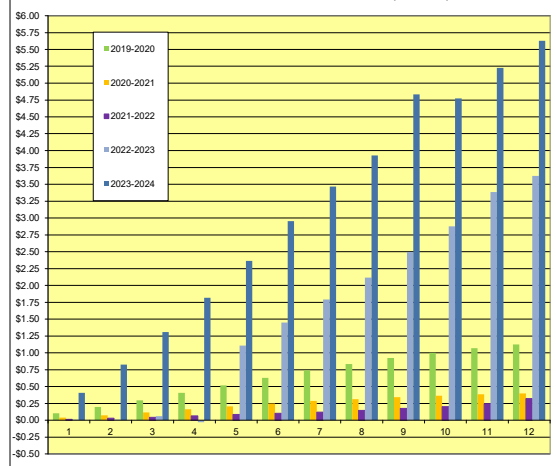
Statement of Compliance with Council's Investment Policy 218

1. All funds are to be invested within legislative limits. **Fully Compliant**
2. All individual funds held within the portfolio are not to exceed a set percentage of the total portfolio value. **Fully Compliant**
3. The amount invested based upon the Fund's Rating is not to exceed the set percentages of the total portfolio. **Fully Compliant**
4. The amount invested based upon the Investment Horizon is not to exceed the set percentages of the total portfolio. **Fully Compliant**

Balance of Investments (\$millions)



Interest Earned on Investments (\$millions)



City of Busselton
Loan Schedule - as at 30 June 2024

Purpose	Loan Number	Institution	Original Borrowed Amount	Budgeted Interest Rate	Term (Years)	Expiry	Actual Interest Rate	2023/24 Actual New Loans	2023/24 Actual Principal Repayments	2023/24 Balance of Principal Owing	2023/24 Actual Interest Repayments	Budget Principal 1 July 2023	2023/24 Budget New Loans	2023/24 Budget Principal Repayments	Budget Principal Outstanding 30 June 2024	2023/24 Budget Interest Repayments
			\$	%			%	\$	\$	\$	\$	\$	\$	\$	\$	\$
Council Loans																
Governance																
Civic and Administration Centre	207	WATC	18,000,000	4.51	20	Jun-34	4.51		847,578	10,937,060	517,286	11,784,637		847,578	10,937,059	517,286
Recreation and Culture																
Busselton Foreshore	204	WATC	1,100,000	4.36	15	Jun-29	4.36		78,907	450,197	21,790	529,104		78,907	450,197	21,790
GLC Extensions	205	WATC	1,200,000	3.92	10	Jun-24	3.92		142,649	(0)	3,512	142,648		142,648	-	3,512
Busselton Foreshore	209	WATC	6,500,000	3.45	12	Jun-27	3.45		590,179	1,901,393	80,879	2,491,572		590,179	1,901,393	80,879
Busselton Foreshore	211	WATC	3,000,000	2.55	8	Oct-24	2.55		404,029	205,899	11,710	609,928		404,029	205,899	11,710
Busselton Foreshore Jetty Precinct	215	WATC	2,500,000	3.25	10	Apr-28	3.25		252,977	1,097,552	41,853	1,350,529		252,977	1,097,552	41,853
Tennis Club Facility	216	WATC	2,750,000	3.25	10	Apr-28	3.25		278,274	1,207,307	46,039	1,485,581		278,274	1,207,307	46,039
Lot 10 Commonage Road	217	WATC	1,600,000	3.25	10	Apr-28	3.25		161,905	702,433	26,786	864,338		161,904	702,434	26,786
Busselton Tennis Club	218	WATC	1,250,000	2.21	10	Jun-29	2.21		123,770	661,472	16,333	785,242		123,770	661,472	16,333
BPACC	225	WATC	5,000,000	1.46	10	Dec-31	2.10		468,715	3,846,356	86,900	4,315,071		468,715	3,846,356	86,900
BPACC	226	WATC	5,000,000	2.02	15	Dec-36	2.39		290,922	4,285,465	106,580	4,576,387		290,922	4,285,465	106,580
BPACC	228	WATC	5,000,000	3.86	20	Jun-42	3.86		176,025	4,654,582	183,880	4,830,607		176,025	4,654,582	183,881
BPACC	229	WATC	5,000,000	3.77	17	Jun-39	3.77		222,438	4,563,311	177,199	4,785,749		222,438	4,563,311	177,199
BPACC	230	WATC	6,500,000	3.25	20	Dec-42	4.42		211,856	6,185,661	279,525	6,397,516		211,856	6,185,660	279,526
Transport																
Airport Jet A1 Installation	206	WATC	350,000	3.92	10	Jun-24	3.92		41,606	-	1,024	41,606		41,606	-	1,024
Airport Freight Hub Stage 1	219	WATC	1,480,000	2.21	10	Jun-29	2.21		146,544	783,183	19,338	929,726		146,544	783,182	19,339
Strategic Land Purchase	New	Unknown		4.29	10	New						-	1,750,000	106,946	1,643,054	55,137
Other Property and Services																
Lot 40 Vasse Highway	210	WATC	850,000	3.61	10	Dec-25	3.61			850,000	30,685	850,000			850,000	30,685
								-	4,438,374	42,331,870	1,651,321	46,770,244	1,750,000	4,545,318	43,974,925	1,706,459
Self-Supporting Loans																
Recreation and Culture																
Busselton Football and Sportsman's Club	208	WATC	30,000	2.93	10.25	Apr-25	2.93		3,234	3,330	157	6,564		3,234	3,330	157
Dunsborough and Districts Country Club	212	WATC	114,000	3.04	10	May-27	3.04		11,883	37,878	1,423	49,761		11,883	37,878	1,423
Geographe Bay Yacht Club	213	WATC	100,000	3.04	10	May-27	3.04		10,424	33,226	1,248	43,650		10,424	33,226	1,248
Dunsborough and Districts Country Club	214	WATC	110,000	3.19	10	Sep-27	3.19		11,307	42,515	1,627	53,822		11,307	42,515	1,627
Busselton Tennis Club	220	WATC	50,000	1.37	7	Sep-26	1.37		7,205	16,577	289	23,782		7,205	16,577	289
Busselton Hockey Club Stadium	221	WATC	45,000	1.31	10	Jun-30	1.31		4,416	27,743	400	32,158		4,416	27,742	400
Busselton Golf Club	222	WATC	110,000	1.45	10	Jun-31	1.45		10,600	78,657	1,238	89,256		10,600	78,656	1,238
Dunsborough Bay Yacht Club	223	WATC	25,000	2.77	5	Dec-26	1.57		4,960	12,744	248	17,704		4,960	12,744	248
Geographe Bay Yacht Club	224	WATC	50,000	2.77	10	Dec-31	2.42		4,640	38,606	1,004	43,246		4,639	38,607	1,004
MRBTA - Ancient Lands Discovery Park	227	WATC	1,250,000	2.77	10	Mar-32	2.77		113,911	998,055	29,639	1,111,965		113,910	998,055	29,639
Community Groups 23/24 \$250K	New	Unknown		3.00	10	New				-		-	250,000	10,804	239,196	3,710
								-	182,579	1,289,331	37,273	1,471,909	250,000	193,382	1,528,527	40,983
Total - Council and Self-supporting Loans																
								-	4,620,952	43,621,201	1,688,594	48,242,153	2,000,000	4,738,700	45,503,453	1,747,442

7 CONFIDENTIAL MATTERS

Nil

8 NEXT MEETING DATE

Wednesday 4 September 2024

9 CLOSURE

The meeting closed at 11:15am.

These minutes for the Finance Committee Meeting 7 August 2024 were confirmed as a true and correct record on

Date: 4/9/2024.

Presiding Member: 