



Finance Committee

# Agenda

Wednesday 2 October 2024

## *Our Vision*

Where environment, lifestyle and opportunity meet



## *Community Aspirations*



### KEY THEME 1

#### **Environment**


An environment that is valued, conserved and enjoyed by current and future generations.



### KEY THEME 2

#### **Lifestyle**

A place that is relaxed, safe and friendly, with services and facilities that support positive lifestyles and wellbeing.



### KEY THEME 3

#### **Opportunity**

A vibrant City with diverse opportunities and a prosperous economy.



### KEY THEME 4

#### **Leadership**

A Council that connects with the community and is accountable in its decision making.

## **NOTICE OF MEETING**

**TO: THE MAYOR AND COUNCILLORS**

**NOTICE** is given that a meeting of the Finance Committee will be held in the Council Chambers, Administration Building, Southern Drive, Busselton on Wednesday 2 October 2024, commencing at 10am.

Your attendance is respectfully requested.

## **DISCLAIMER**

Statements or decisions made at Council meetings or briefings should not be relied on (or acted upon) by an applicant or any other person or entity until subsequent written notification has been given by or received from the City of Busselton. Without derogating from the generality of the above, approval of planning applications and building permits and acceptance of tenders and quotations will only become effective once written notice to that effect has been given to relevant parties. The City of Busselton expressly disclaims any liability for any loss arising from any person or body relying on any statement or decision made during a Council meeting or briefing.



**TONY NOTTLE**

**CHIEF EXECUTIVE OFFICER**

27 September 2024

## BEHAVIOUR PROTOCOLS

The City of Busselton values are:

- Listening
- Considered Decision Making
- Appreciation
- Respect
- Teamwork

In accordance with these values, the following outlines the behaviour expectations while attending a Council meeting, Committee meeting, Community Access Session, or Public Agenda Presentation:

- Listen respectfully through the meeting or presentation
- Respect the Council process and comply with directions from the Presiding Member
- Use respectful language when addressing Council, staff, and other members of the public
- Behave in a manner that is respectful and non-confrontational
- Do not use offensive language or derogatory language towards others

The City values the diverse input of the community and seeks to ensure that all members of the community can attend a meeting and have their say.

Elected Members, Committee members and Candidates are bound by the City's Code of Conduct and agree to uphold the values of the City of Busselton and principles of good behaviour, maintaining and contributing to a harmonious, safe, and productive environment.

Anyone who does not behave in accordance with the above values and behaviours may be asked by the Presiding Member to leave the gallery.

## CITY OF BUSSELTON

### Agenda for the Finance Committee to be held on Wednesday 2 October 2024

#### TABLE OF CONTENTS

<b>1 OFFICIAL OPENING.....</b>	<b>6</b>
<b>2 ATTENDANCE.....</b>	<b>6</b>
<b>3 DISCLOSURES OF INTEREST .....</b>	<b>6</b>
<b>4 PUBLIC QUESTION TIME.....</b>	<b>7</b>
4.1 RESPONSES TO PREVIOUS QUESTIONS TAKEN ON NOTICE.....	7
4.2 QUESTION TIME FOR PUBLIC.....	7
<b>5 CONFIRMATION AND RECEIPT OF MINUTES.....</b>	<b>9</b>
<b>6 REPORTS.....</b>	<b>10</b>
6.1 LIST OF PAYMENTS MADE - AUGUST 2024.....	10
6.2 MONTHLY FINANCIAL REPORT - YEAR TO DATE 31 AUGUST 2024.....	22
<b>7 CONFIDENTIAL MATTERS .....</b>	<b>51</b>
<b>8 NEXT MEETING DATE .....</b>	<b>51</b>
<b>9 CLOSURE.....</b>	<b>51</b>

## 1 OFFICIAL OPENING

The City of Busselton welcomes Elected Members, staff, guests and members of the public to the Finance Committee meeting of 2 October 2024.

The City of Busselton acknowledges the Wadandi and Bibbulmun people as the traditional custodians of this region and pay respects to Elders past and present.

Please note this meeting will be audio recorded for minute taking purposes.

## 2 ATTENDANCE

PRESIDING MEMBER	MEMBERS
Cr Kate Cox	Mayor Phill Cronin
	Cr Val Kaigg
	Cr Jarrod Kennedy
	Cr Jodie Lee

OFFICERS
Director Corporate Strategy and Performance
Manager Financial Services
Governance and Risk Coordinator
Governance Support Officer

APOLOGIES
Nil at time of publishing

## 3 DISCLOSURES OF INTEREST

### DISCLOSURES OF FINANCIAL INTEREST

A declaration under section 5.65 of the *Local Government Act 1995* requires that the nature of the interest must be disclosed. An elected member or employee who has made a declaration must not preside, participate in, or be present during any discussion or decision-making procedure relating to the matter on which the subject of the declaration without the approval of the Council in accordance with the Act.

## DISCLOSURES OF IMPARTIALITY INTEREST

Elected members and employees are required, in addition to declaring any financial interest, to declare an interest that might cause or perceive to cause a conflict. If the elected member or employee declares that their impartiality will not be affected then they may participate in the decision-making process.

## 4 PUBLIC QUESTION TIME

### 4.1 RESPONSES TO PREVIOUS QUESTIONS TAKEN ON NOTICE

Nil

### 4.2 QUESTION TIME FOR PUBLIC

#### Public question time procedures and guidance

Public question time allows members of the public to participate in local government by asking questions of the Council in relation to issues affecting the City. It also assists the City in identifying issues of importance to the community and assists the public to be better informed about how the City is governed.

- The City will allocate a minimum of 15 minutes and a maximum of 30 minutes per Council meeting for public question time.
- Members of the public should register their intent to ask a question at a Council meeting by completing and submitting the [Public Question Time form](#) before 4pm the day prior to the relevant meeting.
- Members of the public will be invited to ask their question in order of registration.
- Questions will be limited to three per person. Additional questions may be permitted by the Presiding Member where time permits.
- Where a person is not present to ask their submitted question it will be responded to administratively as general correspondence.
- Questions may be taken on notice, to be responded to at a later time by the CEO in accordance with clause 6.7 of the Standing Orders.
- Public question time is for the tabling of questions, not for members of the community to make statements. For context, the Presiding Member may allow a short preamble.
- Questions containing defamatory remarks or offensive language, or that question the competency or personal affairs of Elected Members or employees may be ruled inappropriate by the Presiding Member subject to the Presiding Member taking reasonable steps to assist the member of the public to rephrase the question.
- There will be no debate or discussion on the response provided.

For further information, please see the [Meetings, Information Sessions and Decision Making Processes Policy](#).

## 5 CONFIRMATION AND RECEIPT OF MINUTES

### 5.1 Finance Committee 4 September 2024

#### RECOMMENDATION

That the minutes of the Finance Committee 4 September 2024 meeting be confirmed as a true and correct record (as published at 27 September 2024 on the [City of Busselton's website](#), inclusive of any confidential material published on the restricted internal Docs on Tap application).



## 6 REPORTS

### 6.1 List of Payments Made - August 2024

<b>Strategic Theme:</b>	Key Theme 4: Leadership 4.2 Deliver governance systems that facilitate open, ethical and transparent decision making. 4.5 Responsibly manage ratepayer funds to provide for community needs now and in the future.
<b>Directorate:</b>	Corporate Strategy and Performance
<b>Reporting Officer:</b>	Manager Financial Services – Paul Sheridan
<b>Authorised By:</b>	Director Corporate Strategy and Performance – Sarah Pierson
<b>Nature of Decision:</b>	Noting: The item is simply for information purposes and noting.
<b>Voting Requirements:</b>	Simple Majority
<b>Disclosures of Interest:</b>	No officers preparing this item have an interest to declare.
<b>Attachments:</b>	1. List of Payments for Council August 2024 [6.1.1 - 10 pages]

### OFFICER RECOMMENDATION

That the Council notes payment of voucher numbers for the month of August 2024 as follows:

<b>CHEQUE PAYMENTS</b>	120042 - 120076	131,602.33
<b>ELECTRONIC TRANSFER PAYMENTS</b>	105120 - 105613	5,920,966.22
<b>TRUST ACCOUNT</b>	EFT# TR000060 - TR000062	40,701.41
<b>PAYROLL</b>	01.08.2024 - 31.08.24	1,906,005.59
<b>INTERNAL PAYMENT VOUCHERS - DIRECT DEBITS</b>	5819 - 5860	69,643.96
<b>SYSTEM GENERATED PAYMENTS - BOOKABLE</b>	REF-1	32.00
<b>TOTAL PAYMENTS</b>		<b>8,068,951.51</b>

### EXECUTIVE SUMMARY

This report provides details of payments made from the City's bank accounts for the month of August 2024 for noting by the Council and recording in the Council Minutes.

### STRATEGIC CONTEXT

Provision of the list of payments, while a statutory requirement, also supports open and accountable governance.

### BACKGROUND

The *Local Government (Financial Management) Regulations 1996* (the Regulations) requires that, when the Council has delegated authority to the CEO to make payments from the City's bank accounts, a list of payments made is prepared each month for presentation to, and noting by, the Council.

## **OFFICER COMMENT**

In accordance with regular custom, the list of payments made for the month of August 2024 is presented for information.

### **Statutory Environment**

Section 6.10 of the *Local Government Act 1995* (the Act), and more specifically Regulation 13 of the Regulations, refer to the requirement for a listing of payments made each month to be presented to the Council.

### **Relevant Plans and Policies**

Not applicable.

### **Financial Implications**

Not applicable.

### **External Stakeholder Consultation**

Not applicable.

### **Risk Assessment**

An assessment of the potential implications of implementing the officer recommendation has been undertaken using the City's risk management framework, with risks assessed taking into account any controls already in place. No risks of a medium or greater level have been identified.

### **Options**

Not applicable.

## **CONCLUSION**

The list of payments made for the month of August 2024 is presented for information.

## **TIMELINE FOR IMPLEMENTATION OF OFFICER RECOMMENDATION**

Not applicable.



**LISTING OF PAYMENTS MADE  
UNDER DELEGATED AUTHORITY  
FOR THE MONTH OF AUGUST 2024**

CHEQUE PAYMENTS	120042 - 120076	131,602.33
ELECTRONIC TRANSFER PAYMENTS	105120 - 105613	5,920,966.22
TRUST ACCOUNT	EFT# TR000060 - TR000062	40,701.41
PAYROLL	01.08.2024 - 31.08.24	1,906,005.59
INTERNAL PAYMENT VOUCHERS - DIRECT DEBITS	DD #5819 - 5860	69,643.96
SYSTEM GENERATED PAYMENTS - BOOKABLE	REF-1	32.00
		<b>8,068,951.51</b>

CHEQUE PAYMENTS AUGUST 2024				
DATE	REF #	NAME	DESCRIPTION	AMOUNT \$
6/08/2024	120056	AL EDWARDS	REFUND OF RATE OVERPAYMENT	750.00
6/08/2024	120046	AP LABRUYERE	REFUND OF RATE OVERPAYMENT	213.70
6/08/2024	120044	ARTGEO PETTY CASH	PETTY CASH REIMBURSEMENT	65.60
28/08/2024	120076	ARTGEO PETTY CASH	PETTY CASH REIMBURSEMENT	89.00
6/08/2024	120061	BF & MR BUTTSWORTH	REFUND OF RATE OVERPAYMENT	750.00
6/08/2024	120051	BL PLATELL	REFUND OF RATE OVERPAYMENT	100.00
21/08/2024	120068	BOND ADMINISTRATOR	AGED HOUSING BONDS	261.00
22/08/2024	120072	BOND ADMINISTRATOR	AGED HOUSING BONDS	261.40
21/08/2024	120067	BUSSELTON PUBLIC LIBRARY	PETTY CASH REIMBURSEMENT	154.65
6/08/2024	120043	CITY OF BUSSELTON	PETTY CASH REIMBURSEMENT	337.45
22/08/2024	120069	CITY OF BUSSELTON DEPOT	PETTY CASH REIMBURSEMENT	40.00
22/08/2024	120071	COMMISSIONER OF STATE REVENUE	RATES REFUND	62.21
6/08/2024	120059	D & D JONES	REFUND OF RATE OVERPAYMENT	750.00
22/08/2024	120070	DEPARTMENT OF TRANSPORT	PLANT REGISTRATION	327.00
28/08/2024	120075	DEPARTMENT OF TRANSPORT	PLANT REGISTRATION	327.00
6/08/2024	120049	DJ BREEN	REFUND OF RATE OVERPAYMENT	124.50
6/08/2024	120045	DL TYSON	REFUND OF RATE OVERPAYMENT	805.86
6/08/2024	120062	DM & KA GANDY	REFUND OF RATE OVERPAYMENT	750.00
6/08/2024	120050	DS CANN	REFUND OF RATE OVERPAYMENT	750.00
6/08/2024	120042	GEOGRAPHE LEISURE CENTRE	PETTY CASH REIMBURSEMENT	280.05
6/08/2024	120057	GF & DB STERPINI	REFUND OF RATE OVERPAYMENT	750.00
6/08/2024	120052	GF GUTHRIDGE	REFUND OF RATE OVERPAYMENT	750.00
6/08/2024	120047	ID KEALY	REFUND OF RATE OVERPAYMENT	109.91
6/08/2024	120055	JT MAJOR	REFUND OF RATE OVERPAYMENT	827.44
6/08/2024	120053	KE BLYTHE	REFUND OF RATE OVERPAYMENT	105.45
14/08/2024	120064	LANDGATE CUSTOMER ACCOUNT	LANDGATE LEASE REGISTRATION	420.60
21/08/2024	120066	LANDGATE CUSTOMER ACCOUNT	LANDGATE LEASE REGISTRATION	233.40
6/08/2024	120060	LM MCKIVETT	REFUND OF RATE OVERPAYMENT	800.15
6/08/2024	120054	SA PURCELL	REFUND OF RATE OVERPAYMENT	255.00
6/08/2024	120058	SJ FRASER	REFUND OF RATE OVERPAYMENT	750.00
6/08/2024	120048	TA LAWRANCE	REFUND OF RATE OVERPAYMENT	105.32
14/08/2024	120065	THE OWNERS OF DUNSBOROUGH PARK SHOPPING CENTRE	STRATA LEVIES	2,853.91
28/08/2024	120074	VOIDED	VOIDED	-
7/08/2024	120063	WATER CORPORATION	WATER SERVICES	2,146.94
28/08/2024	120073	WATER CORPORATION	WATER SERVICES	114,294.79
				<b>131,602.33</b>

EFT PAYMENTS AUGUST 2024				
DATE	REF #	NAME	DESCRIPTION	AMOUNT \$
7/08/2024	105230	A WATKINS	REFUND OF HALL BOND	1,000.00
21/08/2024	105427	ACCENDO AUSTRALIA PTY LTD	ENVIRONMENTAL SERVICES	968.00
7/08/2024	105315	ACTIV FOUNDATION INC	MAINTENANCE SERVICES	38,471.31
21/08/2024	105557	ACTIV FOUNDATION INC	MAINTENANCE SERVICES	2,187.90
21/08/2024	105391	ACURIX NETWORKS	INTERNET WIFI ACCESS	4,173.40
7/08/2024	105198	ADVAM PTY LTD	AIRPORT CARPARK CREDIT CARD TRANSACTIONS	723.51
21/08/2024	105446	ADVAM PTY LTD	AIRPORT CARPARK CREDIT CARD TRANSACTIONS	849.59
7/08/2024	105190	ADVANCED SEALING TRUST	MAINTENANCE SERVICES	4,075.00
21/08/2024	105438	ADVANCED SEALING TRUST	MAINTENANCE SERVICES	1,144.00
28/08/2024	105601	AHOY MANAGEMENT	CABIN FEVER FESTIVAL GRANT FUNDING	28,600.00
21/08/2024	105515	ALFRED TREVARIUS STACK	PHOTOGRAPHIC SERVICES	250.00
7/08/2024	105173	ALINTA ENERGY	ELECTRICITY	58.65
28/08/2024	105596	ALINTA ENERGY	ELECTRICITY	16.90
7/08/2024	105139	ALLMARK & ASSOCIATES PTY LTD	WADANDI TRAIL HEAD PLAQUES	5,060.00
7/08/2024	105335	ALLOY & STAINLESS PRODUCTS PTY LTD	PLANT PURCHASES / SERVICES / PARTS	1,089.15
7/08/2024	105254	ALLPEST SOUTH WEST	PEST CONTROL SERVICES	17,115.00
7/08/2024	105220	ALTUS GROUP CONSULTING PTY LTD	COST MANAGEMENT SERVICES	4,400.00
21/08/2024	105462	ALTUS GROUP CONSULTING PTY LTD	COST MANAGEMENT SERVICES	11,000.00
21/08/2024	105545	AMD CHARTERED ACCOUNTANTS	ACCOUNTANCY SERVICES	990.00
28/08/2024	105611	AMY COCKER	COMMUNITY HOUSING REFUND	650.00
28/08/2024	105595	ANGELA GRIFFIN	STAFF REIMBURSEMENT	76.10
21/08/2024	105527	ANGELA KNIGHT	YOGA AND MEDITATION EQUIPMENT	386.68
21/08/2024	105555	ANIMAL PEST MANAGEMENT SERVICES	PEST CONTROL SERVICES	2,104.00
7/08/2024	105291	ARBOR GUY	VEGETATION MAINTENANCE SERVICES	14,408.90
21/08/2024	105525	ARBOR GUY	VEGETATION MAINTENANCE SERVICES	29,669.75
21/08/2024	105520	ARCUS AUSTRALIA PTY LTD	SALTWATER BAR/KITCHEN DESIGN	10,626.23
21/08/2024	105431	ARM SECURITY	SECURITY SYSTEMS SUPPLY AND MONITORING	400.00
21/08/2024	105544	ARRB GROUP	PAVEMENT & SURFACE PERFORMANCE & DEFECTS TRAINING	1,990.00
7/08/2024	105147	AUSQ TRAINING	TRAINING SERVICES	980.00
21/08/2024	105549	AUSTRALIA POST	POSTAL SERVICE	1,362.70
21/08/2024	105528	AUSTRALIA POST - SECUREPAY	BANK FEES - SECUREPAY	278.60
8/08/2024	105125	AUSTRALIAN TAXATION OFFICE	PAYG TAXATION	256,088.00
22/08/2024	105367	AUSTRALIAN TAXATION OFFICE	PAYG TAXATION	268,154.00
7/08/2024	105236	AUTO ONE TRADING PTY LTD	AUTOMOTIVE	96.65
7/08/2024	105153	AZILITY	IT SOFTWARE	9,759.75
21/08/2024	105560	B & B STREET SWEEPING	STREET SWEEPING SERVICE	4,204.20
7/08/2024	105209	BAKED BUSSELTON	BAKERY CATERING	871.30
7/08/2024	105225	BARBARA WEEKS	ART SALES	64.00
7/08/2024	105167	BARRY ALLEN ELECTRICAL SERVICES PTY LTD	ELECTRICAL SERVICES	8,292.30
21/08/2024	105418	BARRY ALLEN ELECTRICAL SERVICES PTY LTD	ELECTRICAL SERVICES	29,344.99
21/08/2024	105457	BASKETBALL RINGLEADER	SPORTING EQUIPMENT	437.80
7/08/2024	105245	BCS INFRASTRUCTURE SUPPORT PTY LTD	O & M MAINTENANCE	1,100.00
21/08/2024	105497	BEFORE YOU DIG AUSTRALIA LTD	PROVISION OF REFERRAL SERVICES	9,384.54
21/08/2024	105532	BELL FIRE EQUIPMENT CO	FIRE EQUIPMENT SUPPLIER	693.00
21/08/2024	105566	BENARA NURSERY	NURSERY SUPPLIES	994.29
7/08/2024	105330	BG & E PTY LTD	CONSULTANCY SERVICES	36,783.01
7/08/2024	105239	BING TECHNOLOGIES PTY LTD	MAILING SERVICES	244.27



LISTING OF PAYMENTS MADE  
UNDER DELEGATED AUTHORITY  
FOR THE MONTH OF AUGUST 2024

CHEQUE PAYMENTS	120042 - 120076	131,602.33
ELECTRONIC TRANSFER PAYMENTS	105120 - 105613	5,920,966.22
TRUST ACCOUNT	EFT# TR000060 - TR000062	40,701.41
PAYROLL	01.08.2024 - 31.08.24	1,906,005.59
INTERNAL PAYMENT VOUCHERS - DIRECT DEBITS	DD #5819 - 5860	69,643.96
SYSTEM GENERATED PAYMENTS - BOOKABLE	REF-1	32.00
		<b>8,068,951.51</b>

21/08/2024	105486	BING TECHNOLOGIES PTY LTD	MAILING SERVICES	5,156.65
7/08/2024	105313	BLACKWOODS	FLEET CONSUMABLES & MAINTENANCE PARTS	1,043.21
21/08/2024	105554	BLACKWOODS	FLEET CONSUMABLES & MAINTENANCE PARTS	2,100.16
7/08/2024	105300	BOC GASES AUSTRALIA LTD	GAS SERVICES	120.36
21/08/2024	105535	BOC GASES AUSTRALIA LTD	GAS SERVICES	3,027.68
7/08/2024	105145	BRIDGESTONE	TYRE SERVICES	4,841.44
21/08/2024	105389	BRIDGESTONE	TYRE SERVICES	1,804.22
23/08/2024	105593	BROAD CONSTRUCTION PTY LTD	CONSTRUCTION SERVICES	1,335,799.29
21/08/2024	105398	BROOKS HIRE SERVICE PTY LTD	EQUIPMENT HIRE	330.00
7/08/2024	105305	BUCHER MUNICIPAL PTY LTD	ENGINEERING - PLANT SPARES & SERVICING	1,536.41
21/08/2024	105445	BULL MOTOR BODIES PTY LTD	LIGHT VEHICLE ACCESSORIES	7,582.30
7/08/2024	105142	BUNBURY SUBARU	VEHICLE PURCHASES / SERVICES / PARTS	637.00
7/08/2024	105321	BUNNINGS BUILDING SUPPLIES	HARDWARE SUPPLIES	5,426.35
21/08/2024	105563	BUNNINGS BUILDING SUPPLIES	HARDWARE SUPPLIES	7,186.00
7/08/2024	105179	BUSSELTON AGRICULTURAL SERVICES (WA) PTY LTD	RURAL SUPPLIES	2,640.00
21/08/2024	105424	BUSSELTON AGRICULTURAL SERVICES (WA) PTY LTD	RURAL SUPPLIES	251.15
21/08/2024	105392	BUSSELTON BEARING SERVICES	BEARING SUPPLIES	2,648.36
21/08/2024	105565	BUSSELTON BITUMEN SERVICE	EARTHMOVING SERVICES	8,684.50
7/08/2024	105234	BUSSELTON BUILDING PRODUCTS	BUILDING PRODUCT SUPPLIER	395.36
21/08/2024	105481	BUSSELTON BUILDING PRODUCTS	BUILDING PRODUCT SUPPLIER	668.47
21/08/2024	105571	BUSSELTON CHAMBER OF COMMERCE AND INDUSTRY	BDEMP GRANT FUNDING	13,750.00
7/08/2024	105212	BUSSELTON DISTRICTS JUNIOR FOOTBALL ASSOC	INCENTIVE FROM STRATEGIC PLANNING	14,291.00
7/08/2024	105159	BUSSELTON EQUIPMENT HIRE	SMALL PLANT HIRE	240.00
21/08/2024	105573	BUSSELTON FOOTBALL & SPORTSMAN'S CLUB	ELECTRICITY REIMBURSEMENT	14,291.00
21/08/2024	105377	BUSSELTON HYDRAULIC SERVICES INC	HYDRAULIC SERVICES	938.32
7/08/2024	105143	BUSSELTON LOCKSMITH	SECURITY SUPPLIES	352.00
21/08/2024	105385	BUSSELTON LOCKSMITH	SECURITY SUPPLIES	214.50
7/08/2024	105192	BUSSELTON MEDICAL PRACTICE	MEDICAL SERVICES	291.50
14/08/2024	105348	BUSSELTON MEDICAL PRACTICE	MEDICAL SERVICES	103.40
21/08/2024	105439	BUSSELTON MEDICAL PRACTICE	MEDICAL SERVICES	291.50
28/08/2024	105597	BUSSELTON MEDICAL PRACTICE	MEDICAL SERVICES	1,166.00
7/08/2024	105310	BUSSELTON MOTORS (MITSUBISHI/MAZDA)	VEHICLE PURCHASES / SERVICES / PARTS	2,137.30
21/08/2024	105548	BUSSELTON MOTORS (MITSUBISHI/MAZDA)	VEHICLE PURCHASES / SERVICES / PARTS	368.15
7/08/2024	105186	BUSSELTON REWINDS	PLANT PURCHASES / SERVICES / PARTS	112.50
21/08/2024	105551	BUSSELTON SENIOR CITIZENS CENTRE	QUARTERLY GRANT FUNDING	29,192.96
21/08/2024	105419	BUSSELTON STOCKFEEDS & PET SUPPLIES	ANIMAL SUPPLIES	240.00
7/08/2024	105231	BUSSELTON SUBIE SERVICE	AUTOMOTIVE SERVICE AND REPAIR	326.47
7/08/2024	105298	BUSSELTON TOYOTA	VEHICLE PURCHASES / SERVICES / PARTS	449.77
21/08/2024	105533	BUSSELTON WATER	WATER SERVICES	590.00
21/08/2024	105516	BUTTER UP CAKE CO	CATERING	137.50
21/08/2024	105471	C PRINCE	REFUND DOG REGISTRATION	77.50
7/08/2024	105299	CALLOW'S CORNER NEWSAGENCY	STATIONERY	212.40
21/08/2024	105534	CALLOW'S CORNER NEWSAGENCY	STATIONERY	68.30
7/08/2024	105268	CAPE CELLARS BUSSELTON	REFRESHMENTS	49.99
21/08/2024	105511	CAPE CELLARS BUSSELTON	REFRESHMENTS	315.98
21/08/2024	105488	CAR CARE (WA) BUSSELTON	CAR DETAILING	90.00
7/08/2024	105224	CAROL MULHEARN	ART SALES	142.40
7/08/2024	105277	CATHERINE MILLER	ART SALES	37.80
7/08/2024	105208	CB TRAFFIC SOLUTIONS PTY LTD	TRAFFIC MANAGEMENT SERVICES	17,683.05
21/08/2024	105453	CB TRAFFIC SOLUTIONS PTY LTD	TRAFFIC MANAGEMENT SERVICES	12,481.70
7/08/2024	105328	CBRE (GWSLA) PTY LTD	AIR CONDITIONING SERVICES	4,366.78
21/08/2024	105514	CEM ALLIANCE PTY LTD	MOSQUITO SHED MANUFACTURE AT AIRPORT	94,919.39
21/08/2024	105564	CEMETERIES & CREMATORIA ASSOCIATION OF WA INC.	ANNUAL MEMBERSHIP	130.00
7/08/2024	105202	CHAPMAN FARMING TRUST	STOCK FEED	920.00
7/08/2024	105206	CHOICECHEM	BITUMEN REMOVER	6,185.03
7/08/2024	105215	CHRISEA DESIGNS	ART SALES	133.00
7/08/2024	105324	CHUBB FIRE & SECURITY PTY LTD	FIRE EQUIPMENT SERVICES	1,100.48
21/08/2024	105568	CHUBB FIRE & SECURITY PTY LTD	FIRE EQUIPMENT SERVICES	6,889.50
7/08/2024	105133	CINEFEST OZ INC	CONTRIBUTION - FESTIVAL FILMS	88,000.00
8/08/2024	105120	CITY OF BUSSELTON CHRISTMAS CLUB	PAYROLL DEDUCTIONS	1,862.18
22/08/2024	105362	CITY OF BUSSELTON CHRISTMAS CLUB	PAYROLL DEDUCTIONS	1,862.18
8/08/2024	105126	CITY OF BUSSELTON PAYROLL	PAYROLL DEDUCTIONS REALLOCATION	4,031.00
22/08/2024	105368	CITY OF BUSSELTON PAYROLL	PAYROLL DEDUCTIONS REALLOCATION	4,421.78
8/08/2024	105121	CITY OF BUSSELTON STAFF LOTTO	STAFF LOTTO	168.00
22/08/2024	105363	CITY OF BUSSELTON STAFF LOTTO	STAFF LOTTO	168.00
8/08/2024	105128	CITY OF BUSSELTON-SOCIAL CLUB	SOCIAL CLUB REIMBURSEMENT	204.00
22/08/2024	105370	CITY OF BUSSELTON-SOCIAL CLUB	SOCIAL CLUB REIMBURSEMENT	200.00
7/08/2024	105301	CJD EQUIPMENT PTY LTD	PLANT PURCHASES / SERVICES / PARTS	304.48
21/08/2024	105536	CJD EQUIPMENT PTY LTD	PLANT PURCHASES / SERVICES / PARTS	1,840.36
21/08/2024	105574	CLEANAWAY	WASTE MANAGEMENT SERVICES	24,045.66
7/08/2024	105180	CLEANAWAY CO PTY LTD	CHEMICAL DISPOSAL SERVICES	6,434.51
21/08/2024	105425	CLEANAWAY CO PTY LTD	CHEMICAL DISPOSAL SERVICES	8,218.03
21/08/2024	105429	CLEANAWAY SOLID WASTE PTY LTD	WASTE DISPOSAL SERVICES	132.40
7/08/2024	105273	CMW GEOSCIENCES PTY LTD	GEOTECHNICAL SERVICES	528.00
7/08/2024	105329	COCA COLA - AMATIL PTY LTD	GLC KIOSK PURCHASES	779.83
21/08/2024	105579	COCA COLA - AMATIL PTY LTD	GLC KIOSK PURCHASES	1,258.48
7/08/2024	105325	COLES	FOOD AND BEVERAGE SUPPLIES	<b>258.66</b>
		ART GEO - CARD #4115	FOOD AND BEVERAGE SUPPLIES	45.00
		GLC - CARD #8369	FOOD AND BEVERAGE SUPPLIES	101.95
		YOUTH SERVICES - CARD #8748	FOOD AND BEVERAGE SUPPLIES	111.71
14/08/2024	105359	COLES	FOOD AND BEVERAGE SUPPLIES	<b>237.36</b>
		BUSSELTON LIBRARY - CARD #9186	FOOD AND BEVERAGE SUPPLIES	40.91
		YOUTH SERVICES - CARD #7933	FOOD AND BEVERAGE SUPPLIES	49.15
		YOUTH SERVICES - CARD #8748	FOOD AND BEVERAGE SUPPLIES	95.86
		YOUTH SERVICES - CARD #8748	FOOD AND BEVERAGE SUPPLIES	51.44
21/08/2024	105569	COLES	FOOD AND BEVERAGE SUPPLIES	<b>602.12</b>
		GLC - CARD #8369	FOOD AND BEVERAGE SUPPLIES	334.75
		YOUTH SERVICES - CARD #8748	FOOD AND BEVERAGE SUPPLIES	30.30



**LISTING OF PAYMENTS MADE  
UNDER DELEGATED AUTHORITY  
FOR THE MONTH OF AUGUST 2024**

<b>CHEQUE PAYMENTS</b>	120042 - 120076	131,602.33
<b>ELECTRONIC TRANSFER PAYMENTS</b>	105120 - 105613	5,920,966.22
<b>TRUST ACCOUNT</b>	EFT# TR000060 - TR000062	40,701.41
<b>PAYROLL</b>	01.08.2024 - 31.08.24	1,906,005.59
<b>INTERNAL PAYMENT VOUCHERS - DIRECT DEBITS</b>	DD #5819 - 5860	69,643.96
<b>SYSTEM GENERATED PAYMENTS - BOOKABLE</b>	REF-1	32.00
		<b>8,068,951.51</b>

		YOUTH SERVICES - CARD #8748	FOOD AND BEVERAGE SUPPLIES	122.55
		YOUTH SERVICES - CARD #8748	FOOD AND BEVERAGE SUPPLIES	9.92
		YOUTH SERVICES - CARD #8748	FOOD AND BEVERAGE SUPPLIES	104.60
28/08/2024	105613	COLES	FOOD AND BEVERAGE SUPPLIES	<b>222.59</b>
		GLC - CARD #1557	FOOD AND BEVERAGE SUPPLIES	11.00
		GLC - CARD #8369	FOOD AND BEVERAGE SUPPLIES	211.59
14/08/2024	105344	COLES.COM.AU	COUNCIL & STAFF REFRESHMENTS	643.25
21/08/2024	105410	COLES.COM.AU	COUNCIL & STAFF REFRESHMENTS	433.00
21/08/2024	105482	COMBINED METAL INDUSTRIES	STEEL PRODUCTS SUPPLIER	176.25
7/08/2024	105137	COMBINED TEAM SERVICES	TRAINING SERVICES	995.00
7/08/2024	105194	COMPUTER WEST	INFORMATION TECHNOLOGY SUPPLIER	868.80
7/08/2024	105203	CONNECTIVA PTY LTD	INFORMATION TECHNOLOGY	297.00
21/08/2024	105449	CONNECTIVA PTY LTD	INFORMATION TECHNOLOGY	3,237.54
8/08/2024	105341	CONSTRUCTION EXPERT SERVICES	ADJUDICATION SERVICES	20,000.00
7/08/2024	105289	COOLPRO REFRIDGERATION AND AIR CONDITIONING	AIR CONDITIONING AND REFRIDGERATION SERVICES	264.00
21/08/2024	105522	COOLPRO REFRIDGERATION AND AIR CONDITIONING	AIR CONDITIONING AND REFRIDGERATION SERVICES	18,038.49
28/08/2024	105607	CR. ANDREW MACNISH	COUNCILLOR PAYMENT	3,148.17
28/08/2024	105603	CR. ANNE RYAN	COUNCILLOR PAYMENT	5,171.40
28/08/2024	105606	CR. JARROD KENNEDY	COUNCILLOR PAYMENT	3,148.17
28/08/2024	105602	CR. JODIE LEE	COUNCILLOR PAYMENT	3,148.17
28/08/2024	105599	CR. KATHERINE COX	COUNCILLOR PAYMENT	3,148.17
28/08/2024	105604	CR. MIKAYLA LOVE	COUNCILLOR PAYMENT	2,791.11
28/08/2024	105600	CR. PHIL CRONIN	COUNCILLOR PAYMENT	12,668.92
28/08/2024	105609	CR. RICHARD BEECROFT	COUNCILLOR PAYMENT	3,148.17
28/08/2024	105608	CR. VALERIE KAIGG	COUNCILLOR PAYMENT	3,148.17
7/08/2024	105150	CRANEFORD PLUMBING PTY LTD	PLUMBING SERVICES	10,036.24
21/08/2024	105397	CRANEFORD PLUMBING PTY LTD	PLUMBING SERVICES	19,746.26
7/08/2024	105210	CS LEGAL - CLOISTERS SQUARE	LEGAL RECOVERY ON RATING DEBTS	2,531.40
7/08/2024	105251	CULTURE COUNTS AUSTRALIA PTY LTD	FEEDBACK COLLECTION SERVICE	1,650.00
21/08/2024	105372	DATA 3	COMPUTER SOFTWARE SUPPLIER	45,381.08
21/08/2024	105414	DAVID GOODWIN	STAFF REIMBURSEMENT	60.90
21/08/2024	105567	DAVID MIDWATERS ELECTRICAL	MAINTENANCE SERVICES	3,140.50
7/08/2024	105296	DELSTRAT PTY LTD	REFUND OF ROAD MAINTENANCE BOND	125,122.00
7/08/2024	105320	DEPARTMENT OF FIRE AND EMERGENCY SERVICES	FIRE AND EMERGENCY SERVICES	5,643.00
7/08/2024	105136	DEPARTMENT OF PLANNING	DEVELOPMENT ASSESSMENT PANEL PAYMENT	245.00
14/08/2024	105342	DEPARTMENT OF PLANNING	DEVELOPMENT ASSESSMENT PANEL PAYMENT	19.00
21/08/2024	105436	DEPARTMENT OF WATER AND ENVIRONMENTAL REGULATION	ENVIRONMENTAL SERVICES	6,952.00
8/08/2024	105127	DEPUTY CHILD SUPPORT REGISTRAR	SALARY DEDUCTIONS	1,975.81
22/08/2024	105369	DEPUTY CHILD SUPPORT REGISTRAR	SALARY DEDUCTIONS	1,802.20
21/08/2024	105517	DJL GROUP AUSTRALIA PTY LTD	ELECTRICAL SERVICES	5,192.00
14/08/2024	105353	DONALD CANT WATTS CORKE (WA) PTY LTD	CONSULTANCY SERVICES	46,414.50
7/08/2024	105244	DOROTHY ROBINSON	ART SALES	124.80
7/08/2024	105176	DOUTH CONTRACTING	PROPERTY & GARDEN MAINTENANCE	1,886.50
21/08/2024	105422	DOUTH CONTRACTING	PROPERTY & GARDEN MAINTENANCE	6,230.40
7/08/2024	105228	DOWN SOUTH GOSPEL	REFUND OF HALL AND KEY BOND	300.00
7/08/2024	105304	DUCHESS MEDICAL PRACTICE	MEDICAL SERVICES	90.90
21/08/2024	105539	DUCHESS MEDICAL PRACTICE	MEDICAL SERVICES	33.00
7/08/2024	105317	DUNSBOROUGH & DISTRICT COUNTRY CLUB	ROOM HIRE FOR COMMUNITY WORKSHOP	1,670.00
21/08/2024	105404	DUNSBOROUGH HARDWARE & HOME CENTRE	HARDWARE SERVICES	91.20
7/08/2024	105155	DYMOCKS - BUSSELTION	LIBRARY RESOURCES	1,057.73
21/08/2024	105406	DYMOCKS - BUSSELTION	LIBRARY RESOURCES	189.99
21/08/2024	105558	E & M J ROSHER PTY LTD	VEHICLE PARTS	203.73
7/08/2024	105213	EARTH AND STONE WA	FOOTPATHS MAINTENANCE	24,029.30
14/08/2024	105350	EARTH AND STONE WA	FOOTPATHS MAINTENANCE	17,026.90
8/08/2024	105122	EASI PACKAGING	SALARY PACKAGING SERVICE	27,557.93
22/08/2024	105364	EASI PACKAGING	SALARY PACKAGING SERVICE	27,812.30
21/08/2024	105570	EBSCO INFORMATION SERVICES AUSTRALIA	MAGAZINE SUPPLIER	3,568.60
21/08/2024	105374	EDITH COWAN UNIVERSITY	EDUCATION & TRAINING	1,118.00
21/08/2024	105526	EEO SPECIALISTS	WORKPLACE TRAINING	20,900.00
7/08/2024	105282	ELECTRONIC SCOREBOARDS AUSTRALIA	ELECTRONIC SCOREBOARDS	2,123.00
21/08/2024	105478	ELEMENT ADVISORY PTY LTD	SCA REVIEW	41,696.60
7/08/2024	105197	ELIZABETH BINT	ART SALES	26.25
21/08/2024	105576	EMERGE OFFICE	OFFICE EQUIPMENT SERVICES - PHOTOCOPYING	653.40
7/08/2024	105148	ENVIRONEX INTERNATIONAL PTY LTD	POOL CHEMICALS FOR GLC	2,284.17
21/08/2024	105395	ENVIRONEX INTERNATIONAL PTY LTD	POOL CHEMICALS FOR GLC	68.75
7/08/2024	105130	ENVIRONMENTAL HEALTH AUSTRALIA (WA)	TRAINING SERVICES	1,964.00
14/08/2024	105356	ENVISIONWARE PTY LTD	LIBRARY RESOURCES	2,475.00
7/08/2024	105269	ES2	CYBER SECURITY	12,870.00
7/08/2024	105161	EVERETT'S HOME AND YARD MAINTENANCE	MAINTENANCE SERVICES	2,186.00
7/08/2024	105219	EVOLVEPLUS PTY LTD	BOOKINGS & PRINT MANAGEMENT SOLUTIONS	2,134.00
7/08/2024	105252	EZRA J WILLIAMS PRO ROOFING WA	ROOFING , ROOF PLUMBING , MAINTENANCE	906.40
21/08/2024	105496	EZRA J WILLIAMS PRO ROOFING WA	ROOFING , ROOF PLUMBING , MAINTENANCE	1,554.30
21/08/2024	105469	F GARVEY-WARR	REFUND DOG REGISTRATION	150.00
7/08/2024	105223	FAIRTEL PTY LTD	TELECOMMUNICATION SERVICES	317.98
7/08/2024	105221	FISKE ADVERTISING PTY LTD	PLASTIC CARDS	2,799.50
7/08/2024	105189	FRESH AS	REFRESHMENTS	328.50
21/08/2024	105437	FRESH AS	REFRESHMENTS	328.50
21/08/2024	105416	FRONTLINE FIRE & RESCUE EQUIPMENT	EMERGENCY RESPONSE EQUIPMENT	126.50
21/08/2024	105537	FTE ENGINEERING	MAINTENANCE SERVICES	5,523.10
7/08/2024	105255	GARY LEE ELECTRICAL	ELECTRICAL SERVICES	396.00
21/08/2024	105498	GARY LEE ELECTRICAL	ELECTRICAL SERVICES	3,563.26
21/08/2024	105491	GENERATORS AUSTRALIA PTY LTD	HIRE AND SALES OF EQUIPMENT	2,411.32
7/08/2024	105188	GEOBOX PTY LTD	VEHICLE CAMERAS	1,782.00
21/08/2024	105435	GEOBOX PTY LTD	VEHICLE CAMERAS	2,208.80
7/08/2024	105337	GEOGRAPHE BAY YACHT CLUB INC	FUNCTION CENTRE HIRE	500.00
21/08/2024	105588	GEOGRAPHE BAY YACHT CLUB INC	FUNCTION CENTRE HIRE	1,500.00
7/08/2024	105183	GEOGRAPHE COMMUNITY LANDCARE NURSERY	NURSERY SUPPLIES	6,581.25
21/08/2024	105428	GEOGRAPHE COMMUNITY LANDCARE NURSERY	NURSERY SUPPLIES	1,434.50



**LISTING OF PAYMENTS MADE  
UNDER DELEGATED AUTHORITY  
FOR THE MONTH OF AUGUST 2024**

<b>CHEQUE PAYMENTS</b>	120042 - 120076	131,602.33
<b>ELECTRONIC TRANSFER PAYMENTS</b>	105120 - 105613	5,920,966.22
<b>TRUST ACCOUNT</b>	EFT# TR000060 - TR000062	40,701.41
<b>PAYROLL</b>	01.08.2024 - 31.08.24	1,906,005.59
<b>INTERNAL PAYMENT VOUCHERS - DIRECT DEBITS</b>	DD #5819 - 5860	69,643.96
<b>SYSTEM GENERATED PAYMENTS - BOOKABLE</b>	REF-1	32.00
		<b>8,068,951.51</b>

7/08/2024	105331	GEOGRAPHE SAWS AND MOWERS	PLANT PURCHASES / SERVICES / PARTS	2,626.95
21/08/2024	105581	GEOGRAPHE SAWS AND MOWERS	PLANT PURCHASES / SERVICES / PARTS	1,645.00
7/08/2024	105302	GEOGRAPHE TIMBER & HARDWARE	HARDWARE SUPPLIES	1,065.20
21/08/2024	105538	GEOGRAPHE TIMBER & HARDWARE	HARDWARE SUPPLIES	1,174.05
7/08/2024	105278	GEORGIA ZORIC CERAMICS	ART SALES	2,196.00
7/08/2024	105288	GERALD ASHCROFT	ART SALES	1,440.00
21/08/2024	105577	GHD PTY LTD	CONSULTANCY SERVICES	12,933.14
21/08/2024	105401	GRACE RECORDS MANAGEMENT (AUSTRALIA) PTY LTD	STORAGE SERVICES	1,006.45
21/08/2024	105409	GRANITE NETWORKS PTY LTD	IT SERVICES AND HARDWARE	2,970.00
28/08/2024	105594	GRANITE NETWORKS PTY LTD	IT SERVICES AND HARDWARE	8,338.00
21/08/2024	105384	GREG JAMES SCULPTURE	ART SALES	4,000.00
7/08/2024	105187	GT FABRICATION	WELDING SERVICES	660.00
14/08/2024	105347	GUARDIAN FIRST AID & FIRE	SAFETY SUPPLIES	115.34
21/08/2024	105521	GUMPTION COMMUNICATION BY DESIGN	GRAPHIC DESIGN	570.00
7/08/2024	105246	HARCHER	HOSPITALITY EQUIPMENT SUPPLIER	9,744.00
21/08/2024	105490	HARCHER	HOSPITALITY EQUIPMENT SUPPLIER	2,400.90
21/08/2024	105506	HARVEY NORMAN AV/IT BUSSELTON	COMPUTER AND ELECTRICAL	944.00
21/08/2024	105500	HERRON TODD WHITE (WANT) PTY LTD	PROPERTY VALUATIONS	3,960.00
21/08/2024	105476	HFM ASSET MANAGEMENT PTY LTD	ENERGY AUDIT OF THE CITY OF BUSSELTON BUILDING	29,040.00
7/08/2024	105338	HIP POCKET WORK WEAR AND SAFETY	UNIFORMS & PROTECTIVE CLOTHING	371.10
21/08/2024	105590	HIP POCKET WORK WEAR AND SAFETY	UNIFORMS & PROTECTIVE CLOTHING	1,612.81
7/08/2024	105261	HOLIDAY INN WEST PERTH	ACCOMMODATION	558.00
21/08/2024	105448	ILLION AUSTRALIA PTY LTD	TENDER ADVERTISING AND MANAGEMENT	107.01
7/08/2024	105270	ILZE DU PLESSIS	STAFF REIMBURSEMENT	63.70
21/08/2024	105423	INNERSPACE COMMERCIAL INTERIORS	OFFICE FURNITURE	3,919.30
7/08/2024	105200	INSURANCE COMMISSION OF WESTERN AUSTRALIA	GLC REFUND	757.60
21/08/2024	105484	INTELLITRAC	GPS TRACKING DEVICES	673.20
7/08/2024	105195	INTERFIRE AGENCIES PTY LTD	FIRE, SAFETY, EMERGENCY EQUIPMENT	157.80
21/08/2024	105376	ISUBSCRIBE PTY LTD	LIBRARY RESOURCES	43.99
7/08/2024	105229	J NOVIDA	REFUND OF HALL BOND	200.00
28/08/2024	105612	JAMES SMITHURST	STAFF REIMBURSEMENT	116.07
21/08/2024	105386	JAMES TREWREN	STAFF REIMBURSEMENT	78.25
7/08/2024	105193	JAN ROBERTS	ART SALES	124.00
7/08/2024	105303	JASON SIGNMAKERS	SIGNAGE SUPPLIES	1,416.80
7/08/2024	105184	JENNIFER BROWN	ART SALES	48.00
7/08/2024	105216	JIGSAW SIGNS & PRINT	SIGNAGE SERVICES	1,889.03
21/08/2024	105456	JIGSAW SIGNS & PRINT	SIGNAGE SERVICES	805.20
7/08/2024	105156	JIMS FIRST	HARDWARE SUPPLIES	140.84
21/08/2024	105407	JIMS FIRST	HARDWARE SUPPLIES	52.20
7/08/2024	105323	JLT RISK SOLUTIONS PTY LTD	LOCAL GOVERNMENT INSURANCES - 1ST INSTALLMENT	6,369.97
8/08/2024	105123	JMW REAL ESTATE	T NOTTLE RENT	1,900.00
22/08/2024	105365	JMW REAL ESTATE	T NOTTLE RENT	1,900.00
7/08/2024	105214	JULIE GUTHRIDGE	ART SALES	56.00
21/08/2024	105468	K PIRIKAHU	GLC REFUND	447.60
7/08/2024	105172	KESTRAL COMPUTING PTY LTD	PHOENIX ANNUAL LICENCE	19,987.00
21/08/2024	105562	KLEENHEAT GAS	GAS SERVICES	3,526.81
21/08/2024	105505	KOMATSU AUSTRALIA	VEHICLE PURCHASE AND PARTS	206.78
7/08/2024	105275	KPMG AUSTRALIA	CONSULTING SERVICES	4,500.00
7/08/2024	105287	KWIK KOFFEE IP MANAGEMENT	CATERING	500.00
21/08/2024	105474	L GARONI	BITP REFUND	49.00
7/08/2024	105308	LANDGATE (VALUER GENERAL'S OFFICE)	LAND VALUATIONS	2,661.16
7/08/2024	105306	LANDGATE CUSTOMER ACCOUNT	LAND INFORMATION AND TITLE SEARCHES	61.00
21/08/2024	105542	LANDGATE CUSTOMER ACCOUNT	LAND INFORMATION AND TITLE SEARCHES	158.00
21/08/2024	105509	LAUNDRY INVESTMENTS INVESTMENTS	DRYCLEANING AND LINEN HIRE SERVICES	78.05
7/08/2024	105233	LAWRENCE & HANSON	ELECTRICAL/PROTECTIVE CLOTHING SUPPLIES	614.35
7/08/2024	105256	LD TOTAL	LANDSCAPING SERVICES	11,757.96
7/08/2024	105135	LEEUWIN CIVIL PTY LTD	HIRE EQUIPMENT SERVICES	6,417.40
21/08/2024	105378	LEEUWIN CIVIL PTY LTD	HIRE EQUIPMENT SERVICES	1,424.50
7/08/2024	105316	LEISURE INSTITUTE OF WEST AUST (AQUATICS)	TRAINING SERVICES	670.00
14/08/2024	105352	LES MILLS ASIA PACIFIC INDUSTRIES	GYM PROGRAMME UPDATES	4,646.14
7/08/2024	105177	LGISWA	LOCAL GOVERNMENT INSURANCES - 1ST INSTALLMENT	901,494.17
7/08/2024	105253	LIAM JACKSON	EQUIPMENT HIRE	6,858.50
14/08/2024	105354	LIAM JACKSON	EQUIPMENT HIRE	15,845.50
7/08/2024	105241	LIBERTY OIL AUSTRALIA PTY LTD	FUEL AND LUBRICANTS	18,080.55
7/08/2024	105340	LOCAL GOVERNMENT PROFESSIONALS AUSTRALIA (WA DIVISION)	TRAINING SERVICES	5,390.00
21/08/2024	105460	LOCK AROUND THE CLOCK	SECURITY SERVICES	561.00
21/08/2024	105412	LOTEX FILTER CLEANING SERVICE	PLANT FILTER CLEANING SERVICE	400.39
7/08/2024	105201	LUDLOW TUART FOREST RESTORATION GROUP INC	GRANT LUDLOW ART PRIZE	1,016.40
7/08/2024	105196	LUV A LOLLY	CONFECTIONERY	184.25
21/08/2024	105442	LUV A LOLLY	CONFECTIONERY	310.75
7/08/2024	105248	MALATESTA ROAD PAVING & HOTMIX	ROAD HOTMIX / PAVING SERVICES	4,740.00
21/08/2024	105495	MALATESTA ROAD PAVING & HOTMIX	ROAD HOTMIX / PAVING SERVICES	2,593.40
21/08/2024	105510	MANGLESII CONTRACTING	LANDSCAPING SERVICES	15,020.35
7/08/2024	105149	MARGARET PARKE	ART SALES	30.80
21/08/2024	105400	MARGARET RIVER FENCING	MAINTENANCE SERVICES	7,051.00
21/08/2024	105394	MARGARET RIVER REGION OPEN STUDIOS INC.	GRANT FUNDING 2024 MARGARET RIVER REGION OPEN STUDIO	11,000.00
7/08/2024	105178	MARTINE PERRET	ART SALES	27.93
7/08/2024	105232	MAYDAY SERVICES	EQUIPMENT HIRE	3,080.00
21/08/2024	105479	MAYDAY SERVICES	EQUIPMENT HIRE	5,643.00
21/08/2024	105504	MB TRAFFIC PLANNING & MANAGEMENT	TRAFFIC MANAGEMENT CONSULTANCY	808.50
14/08/2024	105361	MCGREGOR WJ & J	MANAGEMENT BUSSELTON JETTY TOURIST PARK	51,597.39
7/08/2024	105290	MCLEODS LAWYERS	LEGAL SERVICES	650.00
21/08/2024	105523	MCLEODS LAWYERS	LEGAL SERVICES	10,321.19
7/08/2024	105217	MDM ENTERTAINMENT PTY LTD	DVD AND CD SUPPLY TO LIBRARY	222.78
14/08/2024	105351	MDM ENTERTAINMENT PTY LTD	DVD AND CD SUPPLY TO LIBRARY	158.98
21/08/2024	105458	MDM ENTERTAINMENT PTY LTD	DVD AND CD SUPPLY TO LIBRARY	172.15
7/08/2024	105293	MELISSA DOMIATI	PRESENTATIONS AND WORKSHOPS	550.00
21/08/2024	105466	MESSAGEAU PTY LTD	BULK BUSINESS SMS	80.08





**LISTING OF PAYMENTS MADE  
UNDER DELEGATED AUTHORITY  
FOR THE MONTH OF AUGUST 2024**

<b>CHEQUE PAYMENTS</b>	120042 - 120076	131,602.33
<b>ELECTRONIC TRANSFER PAYMENTS</b>	105120 - 105613	5,920,966.22
<b>TRUST ACCOUNT</b>	EFT# TR000060 - TR000062	40,701.41
<b>PAYROLL</b>	01.08.2024 - 31.08.24	1,906,005.59
<b>INTERNAL PAYMENT VOUCHERS - DIRECT DEBITS</b>	DD #5819 - 5860	69,643.96
<b>SYSTEM GENERATED PAYMENTS - BOOKABLE</b>	REF-1	32.00
		<b>8,068,951.51</b>

7/08/2024	105264	MIRANDA FREE	ART SALES	9.60
7/08/2024	105294	MIROSUNA	MEDITATION AND MINDFULNESS SERVICES	280.00
21/08/2024	105589	MJB INDUSTRIES PTY LTD	DRAINAGE SUPPLIES	4,957.48
7/08/2024	105222	MUIR FORD BUSSELTON	VEHICLE MAINTENANCE	1,391.93
21/08/2024	105463	MUIR FORD BUSSELTON	VEHICLE MAINTENANCE	532.47
7/08/2024	105281	MUSA AGRI OSMAN	ART SALES	126.00
21/08/2024	105475	N DICKSON	REFUND OF APPLICATION	147.00
7/08/2024	105152	NALDA HOSKINS	ART SALES	96.00
21/08/2024	105408	NATURALISTE GLASS PTY LTD	GLASS REPAIRS AND MANUFACTURE	2,182.20
7/08/2024	105164	NATURALISTE HYGIENE SERVICES	HYGIENE SERVICES	13,063.74
21/08/2024	105415	NATURALISTE HYGIENE SERVICES	HYGIENE SERVICES	2,079.00
21/08/2024	105443	NATURALISTE TURF	TURF MAINTENANCE SERVICES	9,623.74
7/08/2024	105204	NEW IMAGE LANDSCAPING AND MAINTENANCE	LANDSCAPE MAINTENANCE	5,735.50
21/08/2024	105450	NEW IMAGE LANDSCAPING AND MAINTENANCE	LANDSCAPE MAINTENANCE	7,458.00
7/08/2024	105226	NEWGROUND DESIGN SERVICES PTY LTD	DESIGN SERVICES	9,488.33
21/08/2024	105524	NICHOLAS CLARK MANAGEMENT	THEATRE PERFORMANCE	3,575.00
21/08/2024	105540	NICHOLLS MACHINERY	PLANT PURCHASES / SERVICES / PARTS	1,534.22
14/08/2024	105349	NIGHTLIFE MUSIC PTY LTD	MUSIC AND VIDEO SUBSCRIPTION SERVICES	413.92
14/08/2024	105346	NIKKI SHAW	STAFF REIMBURSEMENT	440.72
7/08/2024	105227	O JILLEY	REFUND OF AIRPORT PARKING	130.00
7/08/2024	105191	OFFICEWORKS	OFFICE EQUIPMENT SERVICES	159.38
7/08/2024	105285	OLIVIA POLLER	STAFF REIMBURSEMENT	1,122.47
7/08/2024	105242	OMNICON MEDIA GROUP AUSTRALIA PTY LTD	MEDIA AND ADVERTISING SERVICES	413.17
7/08/2024	105154	OPTUS BILLING SERVICES PTY LTD	FIXED INTERNET ACCESS	2,500.00
21/08/2024	105403	OPTUS BILLING SERVICES PTY LTD	FIXED INTERNET ACCESS	606.20
21/08/2024	105492	ORACLE CUSTOMER MANAGEMENT SOLUTIONS PTY LTD	AFTER HOURS RECEPTION	1,884.36
7/08/2024	105292	ORIKAN AUSTRALIA TPY LTD	SOFTWARE SUPPORT AND MAINTENANCE	11,671.00
7/08/2024	105237	OVERDRIVE AUSTRALIA PTY LTD	SUBSCRIPTION FOR EBOOKS & EAUDIOBOOKS - BUSSELTON LIBRARY	5,000.00
21/08/2024	105583	PARKS AND LEISURE AUST (NATIONAL)	PLAYGROUND EQUIPMENT SERVICES	2,393.60
7/08/2024	105276	PATRICIA WATERS	ART SALES	84.00
21/08/2024	105454	PATRICK MARSHALL	STAFF REIMBURSEMENT	354.16
14/08/2024	105357	PAUL SIMONS	REFUND PARKING PAYMENT	80.00
21/08/2024	105546	PENDREY AGENCIES P/L	CHEMICAL/RURAL SUPPLIES	632.24
21/08/2024	105380	PEOPLE SENSE PTY LTD	EMPLOYEE ASSISTANCE PROGRAM	962.50
21/08/2024	105591	PFD FOOD SERVICES PTY LTD	GLC KIOSK PURCHASES	716.05
7/08/2024	105140	PHOENIX FOUNDRY PTY LTD	MEMORIAL PLAQUES SUPPLIER	1,393.70
21/08/2024	105530	PK COURIERS	COURIER SERVICES	401.50
21/08/2024	105586	PLANNING INSTITUTE OF AUSTRALIA INC	TRAINING SERVICES	1,275.00
7/08/2024	105205	POWER MEDICAL CENTRE	PRE EMPLOYMENT MEDICAL	192.50
21/08/2024	105451	POWER MEDICAL CENTRE	PRE EMPLOYMENT MEDICAL	700.00
7/08/2024	105144	PRIME SUPPLIES	SAFETY EQUIPMENT	910.80
21/08/2024	105382	PRIME TELEVISION (SOUTHERN) PTY LIMITED	ADVERTISING SERVICES	3,300.00
14/08/2024	105345	PRIME URBAN WA PTY LTD	REFUND ROAD MAINTENANCE BOND	20,299.00
7/08/2024	105199	PROJECT MILES TRUST	REPAIRS AND MAINTENANCE	8,360.67
21/08/2024	105447	PROJECT MILES TRUST	REPAIRS AND MAINTENANCE	4,449.50
7/08/2024	105170	PVR INDUSTRIAL PTY LTD	INDUSTRIAL PUMP REPAIRS	528.51
7/08/2024	105286	QMI TILE AND STONE	TILE SUPPLY AND INSTALLATION	17,037.80
21/08/2024	105519	QMI TILE AND STONE	TILE SUPPLY AND INSTALLATION	1,331.80
7/08/2024	105151	QUEST ON RHEOLA	ACCOMMODATION	684.00
21/08/2024	105477	R11 TECHNOLOGY	ENTERPRISE SUPPORT & LICENSING	80,189.23
7/08/2024	105284	RACHEL CLEYBERGH-DACRE	ART SALES	56.00
21/08/2024	105383	RAPID METAL DEVELOPMENTS AUSTRALIA PTY LTD	TETRASHOR - PROPPING SYSTEM	17,396.28
7/08/2024	105141	RENATA FOURIE	STAFF REIMBURSEMENT	112.00
7/08/2024	105314	REPCO AUTO PARTS	PLANT PURCHASES / SERVICES / PARTS	3,513.09
21/08/2024	105556	REPCO AUTO PARTS	PLANT PURCHASES / SERVICES / PARTS	10,137.48
21/08/2024	105487	RESOURCES 2000 PTY LTD	FAIRVIEW ART COLLECTION BOOK	511.50
7/08/2024	105295	REWARDS COME TRUE	GIFT CARD SOLUTIONS	9,180.55
7/08/2024	105263	RJ STRUCTURAL	STRUCTURAL ENGINEERING	1,072.50
21/08/2024	105587	RMS (AUST) PTY LTD	SOFTWARE SERVICES	66.00
21/08/2024	105440	ROB GRIFFITHS PRINTER	PRINTING SERVICES	300.30
7/08/2024	105175	ROBERT'S TILT TRAY & HIAB SERVICE	FREIGHT	1,361.25
7/08/2024	105283	ROBOWASH PTY LTD	INDUSTRIAL PARTS CLEANING EQUIPMENT	935.00
7/08/2024	105311	ROD'S AUTO ELECTRICS	AUTO ELECTRICAL SERVICES	3,546.19
21/08/2024	105550	ROD'S AUTO ELECTRICS	AUTO ELECTRICAL SERVICES	3,811.33
21/08/2024	105432	RONCO GROUP PTY LTD	CRANE PARTS	502.22
7/08/2024	105271	ROTARY CLUB OF BUSSELTON GEOGRAPHE BAY	SPONSORSHIP / ADVERTISING /ART SALES	28.00
21/08/2024	105541	ROYAL LIFE SAVING SOCIETY - WESTERN AUSTRALIA	TRAINING SERVICES	4,180.00
7/08/2024	105322	RUBEK AUTOMATIC DOORS	AUTOMATIC DOOR SERVICES	751.30
7/08/2024	105181	RUTH BROOKS	ART SALES	24.00
21/08/2024	105470	S WARD	REFUND DOG REGISTRATION	125.00
7/08/2024	105332	SAFE & SURE SECURITY PTY LTD	SECURITY SERVICES - ALARM OCCURANCE	2,740.65
21/08/2024	105582	SAFE & SURE SECURITY PTY LTD	SECURITY SERVICES - ALARM OCCURANCE	2,082.89
21/08/2024	105393	SAFE FIRST TRAINING	STAFF TRAINING	165.00
7/08/2024	105247	SAPIO PTY LTD	SECURITY INSTALLATIONS AND MAINTENANCE	2,813.80
21/08/2024	105493	SAPIO PTY LTD	SECURITY INSTALLATIONS AND MAINTENANCE	2,791.80
7/08/2024	105265	SASHA VAN DER MEULEN	ART SALES	56.00
21/08/2024	105480	SAUNDERS HIRE	HIRE OF PLANT AND MACHINERY	715.00
7/08/2024	105165	SCHREDER AUSTRALIA PTY LTD	OUTDOOR LIGHTING	12,206.73
21/08/2024	105417	SCHREDER AUSTRALIA PTY LTD	LED LIGHTS FOR DUNSBOROUGH AFL OVAL UPGRADE	147,840.00
21/08/2024	105396	SCOPE BUSINESS IMAGING	PHOTOCOPYING SERVICES	466.06
21/08/2024	105444	SEA CHANGE NEWS	STATIONERY AND OFFICE SUPPLIES	185.09
21/08/2024	105434	SECURUS	SECURITY SYSTEMS SUPPLY AND MONITORING	325.60
7/08/2024	105243	SEEK LIMITED	ADVERTISING SERVICES	1,452.00
7/08/2024	105182	SERVICE LEADERSHIP	TRAINING AND DEVELOPMENT	1,750.00
21/08/2024	105426	SERVICE LEADERSHIP	TRAINING AND DEVELOPMENT	1,750.00
7/08/2024	105336	SHARON WILLIAMS	ART SALES	153.60
21/08/2024	105508	SHEPHEARD PTY LTD	LIQUID WASTE MANAGEMENT	7,455.69
21/08/2024	105529	SHEVAUNE ROBINSON	STAFF REIMBURSEMENT	45.07



**LISTING OF PAYMENTS MADE  
UNDER DELEGATED AUTHORITY  
FOR THE MONTH OF AUGUST 2024**

<b>CHEQUE PAYMENTS</b>	120042 - 120076	131,602.33
<b>ELECTRONIC TRANSFER PAYMENTS</b>	105120 - 105613	5,920,966.22
<b>TRUST ACCOUNT</b>	EFT# TR000060 - TR000062	40,701.41
<b>PAYROLL</b>	01.08.2024 - 31.08.24	1,906,005.59
<b>INTERNAL PAYMENT VOUCHERS - DIRECT DEBITS</b>	DD #5819 - 5860	69,643.96
<b>SYSTEM GENERATED PAYMENTS - BOOKABLE</b>	REF-1	32.00
		<b>8,068,951.51</b>

21/08/2024	105489	SHOREWATER MARINE PTY LTD	MARINE ASSET MAINTENANACE	5,898.75
21/08/2024	105461	SIMPLY DESIGNED	ART SALES	79.20
7/08/2024	105259	SOILS AINT SOILS	NURSERY SUPPLIES	106.00
21/08/2024	105501	SOILS AINT SOILS	NURSERY SUPPLIES	1,128.00
21/08/2024	105464	SOS OFFICE EQUIPMENT	OFFICE EQUIPMENT SERVICES	3,039.22
7/08/2024	105171	SOUTH REGIONAL TAFE	EDUCATION & TRAINING	1,267.00
21/08/2024	105420	SOUTH REGIONAL TAFE	EDUCATION & TRAINING	1,053.00
7/08/2024	105250	SOUTH WEST CLEANING	BBQ CLEANING	2,115.99
21/08/2024	105467	SOUTH WEST CONCRETE CUTTING & DRILLING	CONCRETE CUTTING AND DRILLING SRVICES	1,375.00
7/08/2024	105312	SOUTH WEST ISUZU	PLANT PURCHASES / SERVICES / PARTS	2,288.07
21/08/2024	105553	SOUTH WEST ISUZU	PLANT PURCHASES / SERVICES / PARTS	5,494.26
7/08/2024	105207	SOUTH WEST OFFICE NATIONAL	STATIONERY	117.30
21/08/2024	105452	SOUTH WEST OFFICE NATIONAL	STATIONERY	569.86
21/08/2024	105399	SOUTH WEST PRINTING & PUBLISHING	ADVERTISING SERVICES	471.80
7/08/2024	105307	SOUTH WEST STEEL PRODUCTS	STEEL PRODUCTS SUPPLIER	362.96
21/08/2024	105543	SOUTH WEST STEEL PRODUCTS	STEEL PRODUCTS SUPPLIER	1,623.05
21/08/2024	105402	SOUTH WEST WINDSCREENS & TINT	WINDSCREENS & TINTING	945.00
21/08/2024	105430	SOUTHERN CROSS AUSTEREO	ADVERTISING SERVICES	2,351.80
7/08/2024	105257	SOUTHWEST TYRE SERVICE	PLANT TYRE SUPPLIER / REPAIRER	2,385.00
21/08/2024	105499	SOUTHWEST TYRE SERVICE	PLANT TYRE SUPPLIER / REPAIRER	9,654.00
21/08/2024	105441	SPECTUR LTD	SOLAR SECURITY CAMERAS	607.20
7/08/2024	105272	SPICE ODYSSEE	CATERING	456.00
21/08/2024	105512	SPICE ODYSSEE	CATERING	456.00
7/08/2024	105162	SPORTFIRST BUSSELTON	SPORTING PRODUCTS	136.80
21/08/2024	105413	SPORTFIRST BUSSELTON	SPORTING PRODUCTS	150.60
7/08/2024	105274	SPORTS ENTERTAINMENT NETWORK	ADVERTISING SERVICES	2,954.32
21/08/2024	105531	SPOTLIGHT	VACATION CARE SUPPLIES	169.80
7/08/2024	105168	SPRAYMOW SERVICES	MAINTENANCE SERVICES	2,912.80
21/08/2024	105388	ST JOHN AMBULANCE	TRAINING SERVICES	170.00
21/08/2024	105584	STRATAGREEN	NURSERY SUPPLIES	3,848.90
7/08/2024	105240	SUPAFIT SEAT COVERS PTY LTD	SEAT COVERS	798.11
7/08/2024	105129	SUPERCHOICE	SUPERANNUATION	212,979.27
21/08/2024	105371	SUPERCHOICE	SUPERANNUATION	215,847.38
21/08/2024	105580	SURVCON PTY LTD	SURVEY SERVICES	1,705.00
7/08/2024	105266	SUSAN GRAF	ART SALES	128.00
21/08/2024	105552	SW PRECISION PRINT	PRINTING SERVICES	2,211.00
7/08/2024	105211	SYNERGY	ELECTRICITY SUPPLIES	121,193.93
28/08/2024	105598	SYNERGY	ELECTRICITY SUPPLIES	48,154.24
21/08/2024	105473	T & L MAY	BJTP REFUND	55.00
21/08/2024	105518	TAS'S BAKERY	CATERING	557.01
7/08/2024	105238	TEAM GLOBAL EXPRESS	COURIER SERVICES	212.49
21/08/2024	105485	TEAM GLOBAL EXPRESS	COURIER SERVICES	227.98
7/08/2024	105157	TECHNOGYM AUSTRALIA PTY LTD	FITNESS EQUIPMENT	572.00
7/08/2024	105326	TECHNOLOGY ONE LIMITED	SOFTWARE SERVICES	4,730.00
7/08/2024	105262	TELSTRA LIMITED	COMMUNICATION SERVICES	11,056.66
28/08/2024	105605	TELSTRA LIMITED	COMMUNICATION SERVICES	100.00
7/08/2024	105132	THE GOOD GUYS BUSSELTON	ELECTRICAL SUPPLIES	249.00
21/08/2024	105375	THE GOOD GUYS BUSSELTON	ELECTRICAL SUPPLIES	47.00
7/08/2024	105260	THE MARGARET RIVER NATURAL SPRING WATER	BOTTLED WATER	75.00
21/08/2024	105502	THE MARGARET RIVER NATURAL SPRING WATER	BOTTLED WATER	172.50
7/08/2024	105160	THE URBAN COFFEE HOUSE	CATERING	316.00
21/08/2024	105411	THE URBAN COFFEE HOUSE	CATERING	185.00
8/08/2024	105124	THE WESTERN AUSTRALIAN MUNICIPAL ROAD BOARD PARKS	UNION FEES	132.00
22/08/2024	105366	THE WESTERN AUSTRALIAN MUNICIPAL ROAD BOARD PARKS	UNION FEES	132.00
7/08/2024	105218	THINK WATER DUNSBOROUGH	RETICULATION SERVICES	18,604.05
21/08/2024	105459	THINK WATER DUNSBOROUGH	RETICULATION SERVICES	566.41
21/08/2024	105503	TIFFANY BOON	CLEANING SERVICES	688.10
7/08/2024	105267	TIM WILSON	CARPENTRY SERVICES	495.00
14/08/2024	105343	TONIA KILIAN	STAFF REIMBURSEMENT	122.95
7/08/2024	105138	TOTAL GREEN RECYCLING	RECYCLING E-WASTE SERVICES	967.03
21/08/2024	105381	TOTAL GREEN RECYCLING	RECYCLING E-WASTE SERVICES	4,238.49
7/08/2024	105333	TOTAL HORTICULTURAL SERVICES	LANDSCAPING SERVICES	7,154.55
21/08/2024	105585	TOTAL HORTICULTURAL SERVICES	LANDSCAPING SERVICES	1,163.86
7/08/2024	105339	T-QUIP	MOWER PARTS & SERVICE	938.96
21/08/2024	105592	T-QUIP	MOWER PARTS & SERVICE	122.67
28/08/2024	105610	TREVOR AYERS	STAFF REIMBURSEMENT	37.50
7/08/2024	105163	TROPHIES ON TIME	NAME BADGE SUPPLIER	69.00
7/08/2024	105185	TRUCK CENTRE (WA) PTY LTD	NEW VEHICLE PARTS & SERVICE	2,536.87
21/08/2024	105433	TRUCK CENTRE (WA) PTY LTD	NEW VEHICLE PARTS & SERVICE	1,311.06
7/08/2024	105174	TRUE TRACK TRUCK ALIGNING	WHEEL ALIGNMENT SERVICES	180.00
21/08/2024	105421	TRUE TRACK TRUCK ALIGNING	WHEEL ALIGNMENT SERVICES	540.00
7/08/2024	105327	TYREPOWER BUSSELTON	PLANT TYRE SUPPLIER / REPAIRER	845.00
21/08/2024	105575	TYREPOWER BUSSELTON	PLANT TYRE SUPPLIER / REPAIRER	785.00
7/08/2024	105249	UNITING GLOBAL PTY LTD	CLEANING AND MAINTENANCE SERVICES	87,416.04
21/08/2024	105472	V AUSTIN	REFUND DOG REGISTRATION	150.00
21/08/2024	105578	VEOLIA RECYCLING & RECOVERY PTY LTD	WASTE MANAGEMENT SERVICES	2,887.56
21/08/2024	105379	VISION AUSTRALIA LIMITED	LIBRARY RESOURCES	99.00
14/08/2024	105355	VIVA ENERGY AUSTRALIA (SHELL)	FUELS, OILS AND GREASES	84,824.60
21/08/2024	105572	VMS CONTRACTORS & MANAGEMENT	MAINTENANCE SERVICES	8,448.00
7/08/2024	105334	WA SKILLS TRAINING	TRAINING SERVICES	1,970.00
7/08/2024	105131	WALGA	WALGA TRAINING SERVICES	23,485.00
21/08/2024	105373	WALGA	WALGA TRAINING SERVICES	2,750.00
7/08/2024	105297	WARREN GIDDENS	STAFF REIMBURSEMENT - RELOCATION EXPENSES	4,000.00
21/08/2024	105405	WELARM PTY LTD	BUSSELTON GROUNDWATER INVESTIGATION	8,764.16
7/08/2024	105235	WEST COAST WASTE	SKIP BIN HIRE	6,880.72
21/08/2024	105483	WEST COAST WASTE	SKIP BIN HIRE	2,332.00
21/08/2024	105465	WESTERN GROWERS FRESH	CATERING	173.00
7/08/2024	105166	WESTERN IRRIGATION PTY LTD	BORE AND IRRIGATION SERVICES	19,778.00





**LISTING OF PAYMENTS MADE  
UNDER DELEGATED AUTHORITY  
FOR THE MONTH OF AUGUST 2024**

<b>CHEQUE PAYMENTS</b>	120042 - 120076	131,602.33
<b>ELECTRONIC TRANSFER PAYMENTS</b>	105120 - 105613	5,920,966.22
<b>TRUST ACCOUNT</b>	EFT# TR000060 - TR000062	40,701.41
<b>PAYROLL</b>	01.08.2024 - 31.08.24	1,906,005.59
<b>INTERNAL PAYMENT VOUCHERS - DIRECT DEBITS</b>	DD #5819 - 5860	69,643.96
<b>SYSTEM GENERATED PAYMENTS - BOOKABLE</b>	REF-1	32.00
		<b>8,068,951.51</b>

7/08/2024	105279	WESTOZ TRANSPORT	VECHILE TRANSPORTER	250.00
21/08/2024	105513	WESTOZ TRANSPORT	VECHILE TRANSPORTER	250.00
7/08/2024	105318	WESTRAC EQUIPMENT P/L	PLANT PURCHASES / SERVICES / PARTS	888.26
21/08/2024	105559	WESTRAC EQUIPMENT P/L	PLANT PURCHASES / SERVICES / PARTS	798.75
21/08/2024	105494	WESTSIDE TILT TRAY SERVICE	ABANDONED CAR REMOVAL	110.00
7/08/2024	105258	WICKED STRATEGIES PTY LTD	COMMUNITY ENGAGEMENT	2,750.00
21/08/2024	105387	WIN TELEVISION WA PTY LTD	ADVERTISING SERVICES	313.50
7/08/2024	105309	WINC AUSTRALIA PTY LTD	STATIONERY SUPPLIER	160.18
21/08/2024	105547	WINC AUSTRALIA PTY LTD	STATIONERY SUPPLIER	859.85
21/08/2024	105390	WIZD PTY LTD	POOL ENTRY WRISTBANDS	290.50
7/08/2024	105146	WOODLANDS DISTRIBUTORS & AGENCIES PTY LTD	STREETSCAPE FURNITURE	8,731.36
7/08/2024	105319	WORK CLOBBER	PROTECTIVE CLOTHING SUPPLIER	1,702.00
14/08/2024	105358	WORK CLOBBER	PROTECTIVE CLOTHING SUPPLIER	2,270.00
21/08/2024	105561	WORK CLOBBER	PROTECTIVE CLOTHING SUPPLIER	4,559.00
7/08/2024	105158	WORK METRICS	HEALTH AND SAFETY SOFTWARE	5,973.00
21/08/2024	105507	WORKPOWER INCORPORATED	WASTE MANAGEMENT AND RECYCLING ACTIVITIES	257.40
7/08/2024	105280	WORLEY CONSULTING PTY LTD	CONSULTING SERVICES	16,116.10
14/08/2024	105360	WREN OIL	WASTE OIL SERVICES	286.00
7/08/2024	105134	XPANSE	COMPUTER SOFTWARE SUPPLIER	11,646.80
7/08/2024	105169	YAHAVA KOFFEE WORKS WHOLESALE	CATERING	1,343.32
21/08/2024	105455	ZOHO CORPORATION PTY LTD	SOFTWARE LICENCES	13,040.50
				<b>5,920,966.22</b>

TRUST PAYMENTS AUGUST 2024				
DATE	REF #	NAME	DESCRIPTION	AMOUNT \$
14/08/2024	TR000061	CITY OF BUSSELTON - EFT	INTERNAL PAYMENTS / COMMISSIONS	631.25
14/08/2024	TR000062	CONSTRUCTION TRAINING FUND	CTF LEVY	602.86
14/08/2024	TR000060	DEPARTMENT OF MINES, INDUSTRY REGULATION & SAFETY	BUILDING SERVICES LEVY	39,467.30
				<b>40,701.41</b>

INTERNAL PAYMENT VOUCHERS (DIRECT DEBITS) AUGUST 2024				
DATE	REF #	NAME	DESCRIPTION	AMOUNT \$
6/08/2024	5827	A & A FOSTER	REFUND OF APPLICATION	220.00
20/08/2024	5851	A & R DEVELOPMENT HOLDINGS	REFUND OF APPLICATION	110.00
28/08/2024	5857	A CRABB	REFUND OF ANIMAL TRAP BOND	100.00
7/08/2024	5828	A GIBSON	REFUND OF APPLICATION	108.00
6/08/2024	5826	A LIM	REFUND OF APPLICATION	220.00
6/08/2024	5826	AL FORNO	REFUND OF APPLICATION	232.00
1/08/2024	5820	ALANS CAFÉ & BRIMFUL OF ASHA	REFUND OF APPLICATION	232.00
7/08/2024	5836	AMPOL	FUEL SERVICES	<b>12,764.10</b>
		ADMINISTRATION - BSN1 - CARD #3413	UNLEADED ONLY	138.14
		ADMINISTRATION - BSN1 - CARD #1844	UNLEADED ONLY	202.96
		ADMINISTRATION- BSN16AV - CARD #7320	PREMIUM DIESEL ONLY	-
		AIRPORT OPERATIONS - BSN30BT - CARD #8475	PREMIUM DIESEL ONLY	125.80
		AIRPORT OPERATIONS - BSN55DJ - CARD #3318	PREMIUM DIESEL ONLY	466.96
		AIRPORT OPERATIONS - BSN41DR - CARD #8568	UNLEADED ONLY	267.63
		AIRPORT OPERATIONS - BSN694N - CARD #3602	UNLEADED ONLY	-
		AIRPORT OPERATIONS - CARD #1642	UNLEADED ONLY	-
		CEO - BSN66DG - CARD #8432	PREMIUM DIESEL	-
		COMMUNITY & COMMERCIAL SERVICES - BSN26CM - CARD #0920	UNLEADED ONLY	482.29
		COMMUNITY & COMMERCIAL SERVICES - BSN07ED - CARD #4923	UNLEADED ONLY	132.94
		COMMUNITY & COMMERCIAL SERVICES - BSN09DR - CARD #8336	UNLEADED ONLY	191.02
		COMMUNITY & COMMERCIAL SERVICES - BSN43DR - CARD #6443	PREMIUM DIESEL ONLY	201.65
		COMMUNITY & COMMERCIAL SERVICES - BSN45CT - CARD #8887	PREMIUM DIESEL ONLY	426.83
		COMMUNITY & COMMERCIAL SERVICES - BSN45DA - CARD #7529	UNLEADED ONLY	-
		COMMUNITY & COMMERCIAL SERVICES - BSN254L - CARD #9762	PREMIUM DIESEL ONLY	-
		COMMUNITY & COMMERCIAL SERVICES - BSN57AV - CARD #9799	UNLEADED ONLY	155.22
		COMMUNITY & COMMERCIAL SERVICES - BSN06DR - CARD #6435	UNLEADED ONLY	270.43
		COMMUNITY & COMMERCIAL SERVICES - BSN53BK - CARD #3529	UNLEADED ONLY	78.67
		ENGINEERING/FACILITIES - BSN07BL - CARD #7159	PREMIUM DIESEL ONLY	-
		ENGINEERING/FACILITIES - BSN23AM - CARD #3501	DIESEL ONLY	577.41
		ENGINEERING/FACILITIES - BSN28CO - CARD #0504	PREMIUM DIESEL ONLY	106.26
		ENGINEERING/FACILITIES - BSN97CY - CARD #2459	PREMIUM DIESEL ONLY	-
		ENGINEERING/FACILITIES - BSN05BH - CARD #1182	PREMIUM DIESEL ONLY	-
		ENGINEERING/FACILITIES - BSN26DW - CARD #6802	PREMIUM DIESEL ONLY	-
		ENGINEERING/FACILITIES - BSN18CA - CARD #5679	UNLEADED ONLY	-
		ENGINEERING/FACILITIES - BSN24BA - CARD #0275	PREMIUM DIESEL ONLY	-
		ENGINEERING/FACILITIES - BSN41CF - CARD #1798	PREMIUM DIESEL ONLY	-
		ENGINEERING/FACILITIES - BSN35DT - CARD #7904	UNLEADED ONLY	236.64
		ENGINEERING/FACILITIES - BSN47BE - CARD #1662	PREMIUM DIESEL ONLY	531.42
		ENGINEERING/FACILITIES - BSN47CM - CARD #0082	UNLEADED ONLY	255.09
		ENGINEERING/FACILITIES - BSN48CM - CARD #0164	UNLEADED ONLY	429.27
		ENGINEERING/FACILITIES - BSN54BG - CARD #0700	UNLEADED ONLY	-
		ENGINEERING/FACILITIES - BSN693T - CARD #5756	PREMIUM DIESEL ONLY	-
		ENGINEERING/FACILITIES - BSN89CY - CARD #2056	UNLEADED ONLY	273.63
		FINANCE/IT SERVICES - BSN08DN - CARD #0140	UNLEADED ONLY	268.21
		FINANCE/IT SERVICES - BSN08DR - CARD #1638	PREMIUM UNLEADED ONLY	385.29
		FINANCE/IT SERVICES - BSN20BL - CARD #5771	PREMIUM DIESEL ONLY	34.20
		FINANCE/IT SERVICES - BSN21BA - CARD #1141	UNLEADED ONLY	169.92
		FINANCE/IT SERVICES - BSN56CY - CARD #9216	PREMIUM DIESEL ONLY	211.98
		FINANCE/IT SERVICES - BSN28AU - CARD #9981	UNLEADED ONLY	105.59
		FINANCE/IT SERVICES - BSN75DI - CARD #1202	UNLEADED ONLY	333.90
		FINANCE/IT SERVICES - BSN97DW - CARD #6915	PREMIUM DIESEL ONLY	117.52
		FLEET MANAGEMENT - BSN47CT - CARD #8937	PREMIUM DIESEL ONLY	107.18
		FLEET MANAGEMENT - BSN91CR - CARD #8899	PREMIUM UNLEADED ONLY	97.59
		FLEET MANAGEMENT - ADDITIONAL CARD - CARD #6641	UNLEADED ONLY	82.56
		FLEET MANAGEMENT - ADDITIONAL CARD - CARD #7469	UNLEADED ONLY	42.59
		GENERAL CONSTRUCTION - BSN68BE - CARD #5588	PREMIUM DIESEL ONLY	-



LISTING OF PAYMENTS MADE  
UNDER DELEGATED AUTHORITY  
FOR THE MONTH OF AUGUST 2024

CHEQUE PAYMENTS	120042 - 120076	131,602.33
ELECTRONIC TRANSFER PAYMENTS	105120 - 105613	5,920,966.22
TRUST ACCOUNT	EFT# TR000060 - TR000062	40,701.41
PAYROLL	01.08.2024 - 31.08.24	1,906,005.59
INTERNAL PAYMENT VOUCHERS - DIRECT DEBITS	DD #5819 - 5860	69,643.96
SYSTEM GENERATED PAYMENTS - BOOKABLE	REF-1	32.00
		<b>8,068,951.51</b>

		GENERAL CONSTRUCTION - BSN758A - CARD #3170	PREMIUM DIESEL ONLY	-
		GENERAL CONSTRUCTION - BSN162S - CARD #1132	PREMIUM DIESEL ONLY	-
		GENERAL CONSTRUCTION - CARD #9443	PREMIUM DIESEL ONLY	-
		PARKS, GARDENS & RESERVES - BSN022S - CARD #7032	PREMIUM DIESEL ONLY	-
		PARKS, GARDENS & RESERVES - BSN02DG - CARD #8138	DIESEL ONLY	749.17
		PARKS, GARDENS & RESERVES - BSN353S - CARD #2766	PREMIUM DIESEL ONLY	-
		PARKS, GARDENS & RESERVES - BSN17AY - CARD #4349	PREMIUM DIESEL ONLY	-
		PARKS, GARDENS & RESERVES - BSN18AY - CARD #4380	PREMIUM DIESEL ONLY	97.34
		PARKS, GARDENS & RESERVES - BSN24AE - CARD #6497	PREMIUM DIESEL ONLY	-
		PARKS, GARDENS & RESERVES - BSN32CJ - CARD #5763	PREMIUM DIESEL ONLY	101.50
		PARKS, GARDENS & RESERVES - BSN51AU - CARD #3084	PREMIUM DIESEL ONLY	-
		PARKS, GARDENS & RESERVES - BSN91BK - CARD #0175	PREMIUM DIESEL ONLY	-
		PARKS, GARDENS & RESERVES - BSN61BF - CARD #3378	PREMIUM DIESEL ONLY	-
		PARKS, GARDENS & RESERVES - BSN64BC - CARD #8492	PREMIUM DIESEL ONLY	-
		PARKS, GARDENS & RESERVES - BSN694T - CARD #7993	PREMIUM DIESEL ONLY	-
		PARKS, GARDENS & RESERVES - BSN02EA - CARD #0750	PREMIUM DIESEL ONLY	-
		PARKS, GARDENS & RESERVES - BSN77BC - CARD #8163	PREMIUM DIESEL ONLY	-
		PARKS, GARDENS & RESERVES - BSN86BX - CARD #2443	PREMIUM DIESEL ONLY	293.03
		PARKS, GARDENS & RESERVES - BSN87AV - CARD #7849	PREMIUM DIESEL ONLY	-
		PARKS, GARDENS & RESERVES - BSN993T - CARD #5129	PREMIUM DIESEL ONLY	-
		PARKS, GARDENS & RESERVES - CARD #9035	UNLEADED ONLY	-
		PARKS, GARDENS & RESERVES - LAWNMOWER - CARD #0248	UNLEADED ONLY	-
		PARKS, GARDENS & RESERVES - LAWNMOWER - CARD #5956	UNLEADED ONLY	-
		PARKS, GARDENS & RESERVES - LAWNMOWER - CARD #2810	UNLEADED ONLY	-
		PLANNING & BUILDING - BSN00CK - CARD #1442	UNLEADED ONLY	336.21
		PLANNING & BUILDING - BSN01BE - CARD #8797	PREMIUM UNLEADED AND UNLEADED ONLY	-
		PLANNING & BUILDING - BSN39DT - CARD #9333	UNLEADED ONLY	497.53
		PLANNING & BUILDING - BSN37DR - CARD #7895	UNLEADED ONLY	287.47
		PLANNING & BUILDING - BSN53BG - CARD #0416	UNLEADED ONLY	474.10
		PLANNING & BUILDING - BSN56BX - CARD #2131	UNLEADED ONLY	300.89
		PLANNING & BUILDING - BSN61BG - CARD #0775	UNLEADED ONLY	-
		PROPERTY & LEGAL SERVICES - BSN64CT - CARD #7042	UNLEADED ONLY	67.20
		PROPERTY & LEGAL SERVICES - BSN75DG - CARD #7703	UNLEADED ONLY	298.33
		RANGER & FIRE SERVICES - 1EIO341 - CARD #9420	PREMIUM DIESEL ONLY	-
		RANGER & FIRE SERVICES - BSN76BC - CARD #5765	PREMIUM DIESEL ONLY	122.92
		RANGER & FIRE SERVICES - BSN91BO - CARD #9327	PREMIUM DIESEL ONLY	119.22
		RANGER & FIRE SERVICES - 1BRK488 - CARD #5180	DIESEL ONLY	-
		RANGER & FIRE SERVICES - BSN01AO - CARD #5220	UNLEADED ONLY	-
		RANGER & FIRE SERVICES - BSN27CW - CARD #5409	PREMIUM DIESEL ONLY	-
		RANGER & FIRE SERVICES - BSN52DU - CARD #9670	PREMIUM DIESEL ONLY	-
		RANGER & FIRE SERVICES - BSN708Z - CARD #6102	PREMIUM DIESEL ONLY	-
		RANGER & FIRE SERVICES - BSN75BC - CARD #5757	PREMIUM DIESEL ONLY	-
		RANGER & FIRE SERVICES - BSN90BO - CARD #9301	PREMIUM DIESEL ONLY	-
		RANGER & FIRE SERVICES - 1HQE252 - CARD #9850	DIESEL ONLY	-
		REGULATORY SERVICES - BSN25CM - CARD #4833	UNLEADED ONLY	473.40
		REGULATORY SERVICES - BSN91DA - CARD #1682	PREMIUM DIESEL ONLY	380.57
		REGULATORY SERVICES - BSN97BT - CARD #0562	UNLEADED ONLY	181.26
		SES BUSSELTON - 1DON317 - CARD #5031	PREMIUM DIESEL ONLY	-
		SES BUSSELTON - 1GHF683 - CARD #0366	PREMIUM DIESEL ONLY	-
		SES BUSSELTON - BSN710K - CARD #0026	PREMIUM DIESEL ONLY	-
		SES BUSSELTON - 1CVD571 - CARD #5007	PREMIUM DIESEL ONLY	-
		WASTE SERVICES - BSN09AQ - CARD #1300	PREMIUM DIESEL ONLY	-
		WASTE SERVICES - BSN38DR - CARD #8055	UNLEADED ONLY	143.70
		WASTE SERVICES - BSN38DR - CARD #2618	UNLEADED ONLY	84.35
		WASTE SERVICES - BSN34BG - CARD #3370	PREMIUM DIESEL ONLY	153.80
		WASTE SERVICES - BSN85CC - CARD #3630	PREMIUM DIESEL ONLY	95.32
		WASTE SERVICES - BSN03EE - CARD #4941	PREMIUM DIESEL ONLY	-
		WASTE SERVICES - BSN203T - CARD #8083	PREMIUM DIESEL ONLY	-
1/08/2024	5819	ANZ BANK	BANK FEES	15.75
1/08/2024	5821	ANZ BANK	BANK FEES	6,571.06
6/08/2024	5839	ANZ BANK	BANK FEES	158.62
6/08/2024	5840	ANZ BANK	BANK FEES	390.08
6/08/2024	5841	ANZ BANK	BANK FEES	1,013.08
6/08/2024	5842	ANZ BANK	BANK FEES	1,065.98
7/08/2024	5856	ANZ BANK	VISA PAYMENT	<b>15,368.26</b>
		<b>CHIEF EXECUTIVE OFFICER</b>		
		KITCHEN TAKEOVERS	STAFF BRIEF CATERING	240.00
		THE BUSSELTON PAVILLION	GOVERNANCE TEAM LUNCH	189.00
		DUXTON HOTEL	TRAINING ACCOMMODATION- PR STAFF	513.59
		DUXTON HOTEL	TRAINING ACCOMMODATION- PR STAFF	645.54
		MAILCHIMP	ELECTRONIC NEWSLETTER PR	419.20
		WEST AUSTRALIAN	DIGITAL SUBSCRIPTION	28.00
		THE DIGITAL PICNIC	REGISTRATION FOR MARKETING CHALLENGE	50.00
		SINGAPORE AIR	SEAT SELECTION/EXTRA LEG ROOM TO SUGITO - MAYOR CRONIN	295.60
		DOMES BUSSELTON	MEETING WITH NEW CEO OF AMR	16.25
		KIAMA LEAGUES CLUB	LC COG KIAMA TRIP-FOOD	17.00
		<b>COMMUNITY EMERGENCY SERVICES MANAGER</b>		
		WOOLWORTHS/65 KENT STREET BUSSELTON	CATERING FOR BRIGADE TRAINING - BUSHFIRE SAFETY AWARENESS	57.00
		BP BUSSELTON 1876 BUSSELTON	DIESEL FOR P196140 - AMPOL OUT OF DIESEL	110.65
		<b>DIRECTOR - COMMUNITY PLANNING</b>		
		AUSTSWIM	TRAINING - TEACHER OF AQUATICS - ACCESS AND INCLUSION	280.00
		SPACETOCO VENUE HIRE	EAGLE BAY COMMUNITY HALL BOOKING	180.00
		TICKETS SOUTH WEST	TICKET TO SW LEADERSHIP CONFERENCE	138.88
		TICKETS SOUTH WEST	TICKET TO SW LEADERSHIP CONFERENCE	138.88
		PAGODA RESORT SPA	TRAINING ACCOMMODATION	400.33
		<b>DIRECTOR - ECONOMIC AND BUSINESS DEVELOPMENT</b>		
		SQUARESPACE	ANNUAL SUBSCRIPTION-busseltonculturalprecinct.squarespace.com	420.24
		MAILCHIMP	ECONOMIC DEVELOPMENT MONTHLY SUBSCRIPTION	40.63



LISTING OF PAYMENTS MADE  
UNDER DELEGATED AUTHORITY  
FOR THE MONTH OF AUGUST 2024

CHEQUE PAYMENTS	120042 - 120076	131,602.33
ELECTRONIC TRANSFER PAYMENTS	105120 - 105613	5,920,966.22
TRUST ACCOUNT	EFT# TR000060 - TR000062	40,701.41
PAYROLL	01.08.2024 - 31.08.24	1,906,005.59
INTERNAL PAYMENT VOUCHERS - DIRECT DEBITS	DD #5819 - 5860	69,643.96
SYSTEM GENERATED PAYMENTS - BOOKABLE	REF-1	32.00
		<b>8,068,951.51</b>

		THE EVENTS CALENDAR	RENEWAL OF LIBRARY WEBSITE PLUGINS	315.56
		EVENTBRITE TICKET-SIRSIDYNIX	ON LINE CONFERENCE- CUSTOMERS OF SIRSIDYNIX AUSTRALISIA	59.26
		CANVA	ANNUAL FEE -SALTWATER CANVA ACCOUNT	209.90
		DEPT OF PLANNING LAND & HERITAGE	REGISTRATION FEE S79 LEASE	210.30
		COLES	SPECIAL CHARACTER AREAS WORKSHOP CATERING	70.00
		COLES	SPECIAL CHARACTER AREAS WORKSHOP CATERING	70.00
<b>DIRECTOR - INFRASTRUCTURE AND ENVIRONMENT</b>				
		ARRB GROUP LTD	TRAINING- USE OF RECYCLED PRODUCTS IN SUSTAINABLE ROAD CONSTRUCTION	1,019.70
		JETSTAR	FLIGHT TO MELBOURNE TO ATTEND CONFERENCE	601.66
		LOCAL GOVERNMENT PROFESSIONAL	LOCAL GOVERNMENT PROFESSIONAL MEMBERSHIP 24/25 FY	560.00
		QUEST SOUTHBANK	CONFERENCE ACCOMMODATION	1,071.71
		AUST FINANCIAL SECURITY AUTHORITY	BANKRUPTCY REGISTER SEARCH-LOCK UP COFFEE HOUSE	15.00
		AUST FINANCIAL SECURITY AUTHORITY	BANKRUPTCY REGISTER SEARCH-LOCK UP COFFEE HOUSE	15.00
		WESTERN POWER	OVERSIZE LOAD MOVEMENT PERMIT	120.00
		WESTERN POWER	APPLICATION FEES FOR STYLASTER CIRCUIT	498.91
		DOMINOS	CATERING STAFF RETIREMENT	217.00
<b>DIRECTOR - CORPORATE STRATEGY AND PERFORMANCE</b>				
		LOCAL GOVERNMENT PROFESSIONAL	LOCAL GOVERNMENT PROFESSIONAL MEMBERSHIP 24/25 FY	560.00
		KMART	53 A FRAME CERTIFICATE FRAMES FOR STAFF AWARD	424.00
<b>HUMAN RESOURCES COORDINATOR</b>				
		DUCHESSE MEDICAL	EMPLOYEE MEDICAL REPORT	275.00
		VELSOFT	TRAINING MATERIALS - MS365 COMPLETE BUNDLE	3,797.75
		SENDGRID	EMAIL PROGRAM FOR CUSTOMER RETENTION AND CONTACT - GLC	30.85
		IGODIRECT GROUP PTY LTD	9 X \$150 VOUCHERS FOR STAFF AWARDS	346.69
		MAILCHIMP	LIBRARY ELECTRONIC NEWSLETTER	123.20
		SPOTIFY	MUSIC FOR YOUTH EVENTS	23.99
<b>MANAGER INFORMATION SERVICES</b>				
		GODADDY	DOMAIN RENEWAL - EMAIL ADDRESSES FOR GLC & NCC	47.89
		ALIEXPRESS NORTH SYDNEY	SCREEN PROTECTORS, PHONE CASES & TABLE COVERS	76.75
		AMAZON MARKETPLACE AU	ANTI THEFT SECURITY WALL BRACKET FOR IPAD	123.05
		AMAZON MARKETPLACE AU	VELCRO TAPE	9.98
		ALIEXPRESS NORTH SYDNEY	ERGONOMIC WIRELESS MOUSE	19.06
		AMAZON MARKETPLACE AU	ERGONOMIC WIRELESS MOUSE	28.99
		AMAZON MARKETPLACE AU	7X HEYMIX 35W GAN CHARGERS	152.41
		AICHATBUILDERS	AI CHATBOT FOR CITY WEBSITE	494.41
		ZOOM	MONTHLY SUBSCRIPTION	69.19
		ALIEXPRESS NORTH SYDNEY	PHONE COVERS AND SCREEN PROTECTORS	22.87
		AICHATBUILDERS	AI CHATBOT FOR CITY WEBSITE REFUND	- 492.61
1/08/2024	5830	ARTEZEN ESPRESSO BAR	REFUND OF APPLICATION	38.00
16/08/2024	5847	B GRIFFIN	REFUND OF APPLICATION	220.00
16/08/2024	5847	B MCSWAIN	REFUND OF APPLICATION	147.00
15/08/2024	5844	C ALLERTON	REFUND OF RATE OVERPAYMENT	125.00
15/08/2024	5844	C ALLERTON	REFUND OF RATE OVERPAYMENT	295.00
1/08/2024	5830	C PETTY	REFUND OF APPLICATION	42.00
30/08/2024	5859	C SHIPWAY	REFUND OF ANIMAL TRAP BOND	100.00
15/08/2024	5844	CHARABIN PROPERTIES	REFUND OF APPLICATION	1,957.00
5/08/2024	5837	COMMONWEALTH BANK	BANK FEES	50.53
5/08/2024	5838	COMMONWEALTH BANK	BANK FEES	157.37
15/08/2024	5845	COMMONWEALTH BANK	BANK FEES	15.80
8/08/2024	5829	CR. MIKAYLA LOVE	SUPERANNUATION PAYMENT JULY 2024	357.06
26/08/2024	5854	CR. MIKAYLA LOVE	SUPERANNUATION PAYMENT AUGUST 2024	357.06
15/08/2024	5844	D BURMAS	REFUND OF APPLICATION	220.00
16/08/2024	5848	D CLAYDON	REFUND OF APPLICATION	220.00
9/08/2024	5835	D COSGROVE	REFUND OF ANIMAL TRAP BOND	100.00
28/08/2024	5857	D LAWLER	REFUND OF ANIMAL TRAP BOND	100.00
1/08/2024	5820	DESSERTS OMG	REFUND OF APPLICATION	38.00
29/08/2024	5858	EVERCHALMING PTY LTD	REFUND OF APPLICATION	220.00
5/08/2024	5825	FRASER GALLOP ESTATE	REFUND OF APPLICATION	108.00
29/08/2024	5860	G POLAIN	REFUND OF AIRPORT CARPARKING CARD	20.00
15/08/2024	5844	GOLD ESTATE HOLDINGS	REFUND OF ROADWORK BOND	13,698.24
15/08/2024	5846	HOME GROUP SOUTHWEST	REFUND OF APPLICATION	2,060.01
14/08/2024	5843	J RUSTEAN	REFUND OF APPLICATION	8.00
20/08/2024	5851	K FERREIRA	REFUND OF RATE OVERPAYMENT	220.00
16/08/2024	5847	KARRI KARRAK ABORIGINAL CORPORATION	REFUND OF APPLICATION	120.00
19/08/2024	5850	L LAMING	REFUND OF ANIMAL TRAP BOND	100.00
1/08/2024	5822	LES MILLS ASIA PACIFIC	CONTRACT FEES - GLC	680.45
1/08/2024	5823	LES MILLS ASIA PACIFIC	CONTRACT FEES - NCC	680.45
26/08/2024	5855	M HUDSON	REFUND OF ANIMAL TRAP BOND	100.00
16/08/2024	5849	M MCTAGGART	REFUND OF ANIMAL TRAP BOND	100.00
1/08/2024	5830	M TINDALL	REFUND OF APPLICATION	220.00
29/08/2024	5858	MOVEMENT FITNESS & WELLBEING	REFUND OF APPLICATION	108.00
6/08/2024	5831	N BAIN	REFUND OF APPLICATION	268.00
2/08/2024	5824	N CARTLEDGE	REFUND OF APPLICATION	220.00
9/08/2024	5834	PIERHEAD PTY LTD	REFUND OF APPLICATION	220.00
15/08/2024	5844	PORTAL COFFEE	REFUND OF APPLICATION	236.00
1/08/2024	5830	R FRANKLIN	REFUND OF APPLICATION	30.00
8/08/2024	5832	R JOHNS	REFUND OF ANIMAL TRAP BOND	100.00
15/08/2024	5852	R MIWANANGELA	REFUND OF AIRPORT CARPARKING CARD	20.00
6/08/2024	5831	ROBINS HOCKEY CLUB	REFUND OF HALL HIRE BOND	500.00
6/08/2024	5826	S KENNEDY	REFUND OF APPLICATION	960.00
16/08/2024	5847	S PRESTON	REFUND OF APPLICATION	220.00
15/08/2024	5844	S SLEETH	REFUND OF RATE OVERPAYMENT	12.00
15/08/2024	5844	S SLEETH	REFUND OF RATE OVERPAYMENT	100.00
15/08/2024	5844	S SLEETH	REFUND OF RATE OVERPAYMENT	100.00
16/08/2024	5847	S SLEETH	REFUND OF RATE OVERPAYMENT	100.00
6/08/2024	5826	S WARNE	REFUND OF APPLICATION	220.00
6/08/2024	5826	SORA CAFÉ	REFUND OF APPLICATION	38.00
23/08/2024	5853	SURFING WA	REFUND OF KEY BOND	100.00



LISTING OF PAYMENTS MADE  
UNDER DELEGATED AUTHORITY  
FOR THE MONTH OF AUGUST 2024

CHEQUE PAYMENTS	120042 - 120076	131,602.33
ELECTRONIC TRANSFER PAYMENTS	105120 - 105613	5,920,966.22
TRUST ACCOUNT	EFT# TR000060 - TR000062	40,701.41
PAYROLL	01.08.2024 - 31.08.24	1,906,005.59
INTERNAL PAYMENT VOUCHERS - DIRECT DEBITS	DD #5819 - 5860	69,643.96
SYSTEM GENERATED PAYMENTS - BOOKABLE	REF-1	32.00
		<b>8,068,951.51</b>

29/08/2024	5858	T CONROY	REFUND OF APPLICATION	644.00
26/08/2024	5855	T KILIAN	REFUND OF ANIMAL TRAP BOND	100.00
16/08/2024	5847	T MOURITZ	REFUND OF APPLICATION	320.00
6/08/2024	5826	THE ART OF GRAZING	REFUND OF APPLICATION	232.00
29/08/2024	5858	THE BUTCHERS WIFE	REFUND OF APPLICATION	308.00
6/08/2024	5826	W BEAMENT	REFUND OF APPLICATION	220.00
6/08/2024	5831	WEST COAST FIREWORKS	REFUND OF APPLICATION	1,224.00
8/08/2024	5833	WILLIAM BARRETT & SONS	REFUND OF APPLICATION	1,277.00
16/08/2024	5847	WILYABRUP VILLAGE	REFUND OF RATE OVERPAYMENT	103.06
1/08/2024	5830	WINDSOR ASSET PTY LTD	REFUND OF APPLICATION	220.00
				<b>69,643.96</b>

SYSTEM GENERATED PAYMENTS - BOOKABLE AUGUST 2024				
DATE	REF #	NAME	DESCRIPTION	AMOUNT \$
29/08/2024	REF-1	F MCQUEEN	BOOKABLE REFUND - WORKSHOP CANCELLATION	32.00
				<b>32.00</b>

PAYROLL PAYMENTS AUGUST 2024				
DATE	REF #	NAME	DESCRIPTION	AMOUNT \$
6/08/2024	8/08/2024	CITY OF BUSSELTON	PAYROLL & SALARIES	947,895.93
20/08/2024	22/08/2024	CITY OF BUSSELTON	PAYROLL & SALARIES	958,109.66
				<b>1,906,005.59</b>

## 6.2 Monthly Financial Report - Year to Date 31 August 2024

<b>Strategic Theme:</b>	Key Theme 4: Leadership 4.2 Deliver governance systems that facilitate open, ethical and transparent decision making. 4.5 Responsibly manage ratepayer funds to provide for community needs now and in the future.
<b>Directorate:</b>	Corporate Strategy and Performance
<b>Reporting Officer:</b>	Manager Financial Services – Paul Sheridan
<b>Authorised By:</b>	Director Corporate Strategy and Performance – Sarah Pierson
<b>Nature of Decision:</b>	Legislative: adoption of “legislative documents” such as local laws, local planning schemes and local planning policies. Executive: Substantial direction setting, including adopting budgets, strategies, plans and policies (excluding local planning policies); funding, donations and sponsorships; reviewing committee recommendations.
<b>Voting Requirements:</b>	Simple Majority
<b>Disclosures of Interest:</b>	No officers preparing this item have an interest to declare.
<b>Attachments:</b>	1. Monthly Financial Report - August 2024 [6.2.1 - 20 pages] 2. Investment Report - August 2024 [6.2.2 - 1 page] 3. Loan Schedule - August 2024 [6.2.3 - 1 page]

### OFFICER RECOMMENDATION

**That the Council receives the statutory monthly financial report for the period ending 31 August 2024, pursuant to Regulation 34(4) of the *Local Government (Financial Management) Regulations 1996*.**

### **EXECUTIVE SUMMARY**

Pursuant to Section 6.4 of the *Local Government Act 1995* (the Act) and Regulation 34(4) of the *Local Government (Financial Management) Regulations 1996* (the Regulations), a local government is to prepare, on a monthly basis, a monthly financial report that reports on the City’s Statement of Financial Activity, Statement of Financial Position, and its performance in relation to its adopted / amended budget.

This report has been compiled to fulfil the statutory reporting requirements of the Act and associated Regulations, whilst also providing the Council with an overview of the City’s financial performance on a year-to-date basis, for the period ending 31 August 2024.

### **STRATEGIC CONTEXT**

Provision of the monthly financial report, while a statutory requirement, also supports open and accountable governance.

## BACKGROUND

The Regulations detail the form and manner in which the monthly financial report is to be presented to the Council, and is to include the following:

- Annual budget estimates;
- Budget estimates to the end of the month in which the statement relates;
- Actual amounts of revenue and expenditure to the end of the month in which the statement relates;
- Material variances between budget estimates and actual revenue/expenditure (including an explanation of any material variances);
- The net current assets at the end of the month to which the statement relates (including an explanation of the composition of the net current position); and
- Statement of Financial Position

Additionally, and pursuant to Regulation 34(5) of the Regulations, a local government is required to adopt a material variance reporting threshold in each financial year.

At its meeting on 31 July 2024, the Council adopted (C2407/206) the following material variance reporting thresholds for the 2024/25 financial year:

*That pursuant to Regulation 34(5) of the Local Government (Financial Management) Regulations, the Council adopts a material variance reporting threshold with respect to financial activity statement reporting for the 2024/25 financial year as follows:*

- *Variances equal to or greater than 10% of the year-to-date budget amount as detailed in the Income Statement by Nature and Type/Statement of Financial Activity report, however variances due to timing differences and/or seasonal adjustments are to be reported only if not to do so would present an incomplete picture of the financial performance for a particular period; and*
- *Reporting of variances only applies for amounts greater than \$50,000.*

## OFFICER COMMENT

To fulfil statutory reporting requirements and to provide the Council with a synopsis of the City's overall financial performance on a year-to-date basis, the following financial reports are attached hereto (Attachment 1):

### Statement of Financial Activity

This report provides details of the City's operating revenues and expenditures on a year-to-date basis, by nature (i.e. description). The report has been further extrapolated to include details of non-cash adjustments and capital revenues and expenditures, to identify the City's net current position; which reconciles with that reflected in the associated Net Current Position report.

### Statement of Financial Position

A statement of financial position is a financial statement that summarises the reporting entities assets (what it owns), liabilities (what it owes), and equity (assets less liabilities) on a particular date.

#### Basis of Preparation Note (Note 1)

Explains the regulatory framework upon which the financial statements have been prepared.

#### Statement of Financial Activity Note (Note 2)

Explains the non-cash items that have been excluded from the calculation of the Net Current Position in the Statement of Financial Activity.

#### Explanation of Material Variances Note (Note 3)

Provides a breakdown by directorate and cost centre of each of the variances on the face of the Statement of Financial Activity that meet the Council's adopted material variance threshold for 2024/25.

#### Net Current Position Summary Report

This report provides details of the composition of the net current asset position on a year-to-date basis and reconciles with the net current position as per the Statement of Financial Activity.

#### Capital Acquisition & Construction Report

This report provides full year budget performance (by line item) in respect of the following capital expenditure activities:

- Land and Buildings
- Plant and Equipment
- Furniture and Equipment
- Infrastructure

This report outlines the actual and budgeted movement from the start of the financial year to date, that result in the balances listed in the Statement of Financial Position for Property, Plant & Equipment.

#### Reserve Movements Report

This report provides summary details of transfers to and from reserve funds, and associated interest earnings on reserve funds, on a full year basis.

Additional reports and/or charts can be provided as required to further supplement the information comprised within the statutory financial reports.

#### Net Current Position Chart

Tracks the net Current Position over the year in comparison to previous 4 years.



### Comments on Financial Activity to 31 August 2024

The Statement of Financial Activity (FAS) for the year to date (YTD) shows an overall Net Current Position (NCP) of \$66.9M as opposed to the YTD budget of \$69.7K. The following table summarises the major YTD cash variances that appear on the face of the FAS, which, in accordance with Council's adopted material variance reporting threshold, collectively make up the above difference.

Each numbered item in this lead table is explained further in note 3 of the attached Monthly Financial Report.

Description	2024/25 Actual YTD \$	2024/25 Budget YTD \$	2024/25 Budget \$	2024/25 YTD Bud Variance %	2024/25 YTD Bud Variance \$	Change in Variance Current Month \$
<b>Amount Attributable to Operating Activities</b> <i>(excluding non-cash items)</i>				<b>(1.17%)</b>	<b>(807,102)</b>	<b>(857,467)</b>
<b>Revenue from Operating Activities</b>				<b>0.51%</b>	<b>404,462</b>	<b>480,650</b>
1. Interest Earnings	946,682	671,911	3,786,039	40.89%	274,771	131,535
<b>Expenses from Operating Activities</b>				<b>0.64%</b>	<b>91,854</b>	<b>(810,272)</b>
2. Other Expenditure	(346,965)	(445,914)	(8,292,981)	22.19%	98,949	(140,357)
<b>Amount Attributable to Investing Activities</b> <i>(excluding non-cash items)</i>				<b>(5.15%)</b>	<b>(118,243)</b>	<b>(146,700)</b>
3. Land & Buildings	(1,587,898)	(1,383,855)	(22,106,576)	(14.74%)	(204,043)	(63,402)
<b>Amount Attributable to Financing Activities</b> <i>(excluding non-cash items)</i>				<b>(282.24%)</b>	<b>(1,864,850)</b>	<b>(2,711,196)</b>
4. Transfer to Restricted Assets	(5,151,488)	0	-	(100.00%)	(5,151,488)	(2,975,029)
5. Transfer from Reserves	3,030,934	4,266,207	43,355,661	(28.95%)	(1,235,274)	(609,204)

### Investment Report

Pursuant to the Council's Investment Policy, a report is to be provided to the Council monthly, detailing the investment portfolio in terms of performance and counterparty percentage exposure of total portfolio. The report (see attached) is also to provide details of investment income earned against budget, whilst confirming compliance of the portfolio with legislative and policy.

A brief summary of the details contained in the report are as follows:

As at 31 August the value of the City's invested funds increased to \$105.29M from \$99.28M as at 31 July 2024. The increase is due to rates funds received.

As at 31 August 2024 the 11am account balance is \$18.0M, being an increase from \$8.0M from 31 July 2024. The increase of \$10.0M to the 11am account is due to rate funds received.

During the month of August, three term deposits matured. One was closed and two were fully re-invested for a further 197 days at 4.90% on average.



The official cash rate remained steady during the month of August 2024 at 4.35%. The timing and nature of further movements of the cash rate are currently uncertain.

### **Borrowings Update**

During the month no new loans were drawn, with no principal or interest repayments on existing loans. The attached Loan Schedule outlines the status of all existing loans YTD.

### **Chief Executive Officer – Corporate Credit Card**

Details of transactions made on the Chief Executive Officer's corporate credit card during August 2024 are provided below to ensure there is appropriate oversight and awareness.

Date	Payee	Description	\$ Amount
31/07/2024	MAILCHIMP	ELECTRONIC NEWSLETTER PR	419.20
1/08/2024	WEST AUSTRALIAN	MONTHLY DIGITAL SUBSCRIPTION	28.00
1/08/2024	ZAMPOL PTY LTD WEST PINJARRA	SUGITO VISIT	19.30
1/08/2024	KFC PINJARRA	SUGITO VISIT	15.45
2/08/2024	SUSHILION SAITAMA	SUGITO VISIT	126.00
3/08/2024	TRIBE PERTH	ACCOMMODATION FOLLOWING ATTENDANCE AT WALGA HONOURS AWARD NIGHT -CR. LOVE	229.00
3/08/2024	SEVEN-ELEVEN TOKYO	SUGITO VISIT	9.45
3/08/2024	SEVEN-ELEVEN TOKYO	SUGITO VISIT	6.22
4/08/2024	TULLYS COFFEE 0315 KASUKABE	SUGITO VISIT	30.05
5/08/2024	TOKYUPLAZA GINZA TOKYO	SUGITO VISIT	622.67
5/08/2024	NIKKOREN TOKYO	SUGITO VISIT	21.61
6/08/2024	TOKYO SOLAMACHI SUMIDAKU	SUGITO VISIT	134.42
6/08/2024	FUJIIIDOSHIYA TOKYO	SUGITO VISIT	10.07
6/08/2024	DOUTOR COFFEE TOKYO	SUGITO VISIT	18.80
6/08/2024	KOKUSAI MOTORCARS TOKYO	SUGITO VISIT	12.31
7/08/2024	THE COFFEE BEAN-T3TS SINGAPORE	SUGITO VISIT	39.35
7/08/2024	OKUNIJIDOSHA 00-0000-0000	SUGITO VISIT	304.37
7/08/2024	MCDONALD'S CHIBA	SUGITO VISIT	12.57
8/08/2024	INGOT HOTEL	ACCOMMODATION IN PERTH -LATE RETURN FORM SUGITO VISIT	157.00
8/08/2024	INGOT HOTEL	ACCOMMODATION IN PERTH -LATE RETURN FORM SUGITO VISIT	157.00
8/08/2024	SUSHI SUSHI	COUNCIL LUNCH 14/08/24	222.20
13/08/2024	SMITHEREENS CAFE COWARAMUP	MEETING BETWEEN CEO & SHIRE OF AMR SENIOR STAFF	54.00
29/08/2024	WEST AUSTRALIAN	MONTHLY DIGITAL SUBSCRIPTION	28.00
29/08/2024	MYGUESTLIST PTY LTD ABBOTSFORD	MAYOR CRONIN REGISTRATION FOR AUSTRALIAS TOP TOURISM AWARDS FUNCTIONS CANBERRA 9-10 SEPTEMBER	164.80

Date	Payee	Description	\$ Amount
30/08/2024	TICKETS*REGIONAL F BELROSE	BCCI – REGIONAL FUTURES BREAKFAST LAUNCH	21.97
30/08/2024	DUANE CORP PTY LTD BUSSELTON	STAFF BRIEF SAUSAGE ROLLS	250.00
31/08/2024	MAILCHIMP	BAY TO BAY NEWSLETTER	411.00
		<b>TOTAL</b>	<b>3,524.81</b>

### **Donations & Contributions Received**

To the best of officer's knowledge, during the month no non-infrastructure assets (bridges, roads, POS etc), donations or contributions were received by the City or its key management personnel.

### **Statutory Environment**

Section 6.4 of the Act and Regulation 34 of the Regulations detail the form and manner in which a local government is to prepare financial activity statements.

### **Relevant Plans and Policies**

The officer recommendation aligns to the following adopted plan or policy:

Plan:

Annual Adopted Budget 2024-2025 (and subsequent adopted amendments)

[Strategic Community Plan 2021-2031](#)

[Corporate Business Plan 2022-2026](#)

[Long Term Financial Plan 2022/23 - 2031/32](#)

Policy:

There are no relevant policies for this report.

### **Financial Implications**

Any financial implications are detailed within the context of this report.

### **External Stakeholder Consultation**

Not applicable.

### **Risk Assessment**

An assessment of the potential implications of implementing the officer recommendation has been undertaken using the City's risk management framework, with risks assessed taking into account any controls already in place. No risks of a medium or greater level have been identified.

### **Options**


The Statements of Financial Activity are presented in accordance with Section 6.4 of the Act and Regulation 34 of the Regulations and are to be received by Council. Council may wish to make additional resolutions as a result of having received these reports.

## **CONCLUSION**

As at 31 August 2024, the City's net current position stands at \$66.9M, and cash reserve balances remain sufficient for their purposes.

## **TIMELINE FOR IMPLEMENTATION OF OFFICER RECOMMENDATION**

Not Applicable.



**CITY OF BUSSELTON  
MONTHLY FINANCIAL REPORT  
For the period ended 31st August 2024**

**LOCAL GOVERNMENT ACT 1995  
LOCAL GOVERNMENT (FINANCIAL MANAGEMENT) REGULATIONS 1996**

**TABLE OF CONTENTS**

***Statements prescribed by regulation***

Statement of Financial Activity	2
Statement of Financial Position	3
Note 1      Basis of Preparation	4
Note 2      Statement of Financial Activity Information	5
Note 3      Explanation of Material Variances	6

***Other reports***

Capital Acquisition & Construction report	7 - 11
Reserves Movements Report	12 - 19
Net Current Position Chart	20

**City of Busselton****Statement of Financial Activity****Year to Date As At 31st August 2024**

	Note	2024/2025 Actual YTD	2024/2025 Amended Budget YTD	2024/2025 Original Budget YTD	2024/2025 Amended Budget	2024/2025 Original Budget	2024/25 YTD Bud (A) Variance	2024/25 YTD Bud (A) Variance
		\$	\$	\$	\$	\$	%	\$
<b>Operating Activities</b>								
<b>Revenue from Operating Activities</b>								
Rates		65,631,337	65,705,667	65,705,667	66,333,179	66,333,179	(0.11%)	(74,330)
Grants, Subsidies and Contributions		825,215	856,405	856,405	5,653,184	5,653,184	(3.64%)	(31,190)
Fees & Charges		11,847,190	11,667,399	11,667,399	26,591,294	26,591,294	1.54%	179,792
Other Revenue		68,219	19,454	19,454	372,087	372,087	250.66%	48,765
Interest Earnings	3.1	946,682	671,911	671,911	3,786,039	3,786,039	40.89%	274,771
Profit on Asset Disposals		6,855	200	200	20,508	20,508	3327.62%	6,655
		<b>79,325,499</b>	<b>78,921,036</b>	<b>78,921,036</b>	<b>102,756,291</b>	<b>102,756,291</b>	<b>0.51%</b>	<b>404,462</b>
<b>Expenses from Operating Activities</b>								
Employee Costs		(6,184,776)	(6,252,663)	(6,252,663)	(40,635,283)	(40,635,283)	1.09%	67,887
Materials & Contracts		(2,272,832)	(2,497,140)	(2,497,140)	(31,006,724)	(31,006,724)	8.98%	224,308
Utilities (Gas, Electricity, Water etc)		(549,531)	(521,932)	(521,932)	(2,914,125)	(2,914,125)	(5.29%)	(27,599)
Depreciation on non current assets		(4,762,192)	(4,575,588)	(4,575,588)	(26,806,262)	(26,806,262)	(4.08%)	(186,604)
Finance Costs		(1,352)	(1,352)	(1,352)	(1,682,320)	(1,682,320)	0.00%	0
Insurance Expenses		(142,343)	(145,504)	(145,504)	(872,666)	(872,666)	2.17%	3,161
Other Expenditure	3.2	(346,965)	(445,914)	(445,914)	(8,292,981)	(8,292,981)	22.19%	98,949
Allocations		24,311	112,434	112,434	1,640,360	1,640,360	78.38%	(88,123)
Loss on Asset Disposals		(4,272)	(4,148)	(4,148)	(147,076)	(147,076)	(2.99%)	(124)
		<b>(14,239,952)</b>	<b>(14,331,807)</b>	<b>(14,331,807)</b>	<b>(110,717,077)</b>	<b>(110,717,077)</b>	<b>0.64%</b>	<b>91,854</b>
<b>Amount Attributable to Operating Activities</b>								
Non-Cash Amounts Excluded from Operating Activities	2	3,272,169	4,575,588	4,575,588	26,932,830	26,932,830	(28.49%)	(1,303,418)
		<b>68,357,715</b>	<b>69,164,817</b>	<b>69,164,818</b>	<b>18,972,044</b>	<b>18,972,044</b>	<b>-1.17%</b>	<b>(807,102)</b>
<b>Investing Activities</b>								
Capital Grants, Subsidies and Contributions		15,818	4,000	4,000	20,351,386	20,351,386	295.45%	11,818
Land & Buildings	3.3	(1,587,898)	(1,383,855)	(1,383,855)	(22,106,576)	(22,106,576)	(14.74%)	(204,043)
Plant & Equipment		(126,410)	(137,974)	(137,974)	(5,657,487)	(5,657,487)	8.38%	11,564
Furniture & Equipment		(61,989)	(76,187)	(76,187)	(2,208,052)	(2,208,052)	19%	14,198
Infrastructure		(705,061)	(709,253)	(709,253)	(23,256,707)	(23,256,707)	0.59%	4,192
								0
Proceeds from Disposal of Assets		51,183	7,155	7,155	963,693	963,693	615.35%	44,028
Self Supporting Loans - Repayment of Principal		0	0	0	197,538	197,538	0.00%	0
		<b>(2,414,357)</b>	<b>(2,296,114)</b>	<b>(2,296,114)</b>	<b>(31,716,205)</b>	<b>(31,716,205)</b>	<b>(5.15%)</b>	<b>(118,243)</b>
<b>Amount Attributable to Investing Activities</b>								
Non-Cash Amounts Excluded from Investing Activities	2	0	0	0	(7,518,667)	(7,518,667)	0.00%	0
		<b>(2,414,357)</b>	<b>(2,296,114)</b>	<b>(2,296,114)</b>	<b>(39,234,872)</b>	<b>(39,234,872)</b>	<b>(5.15%)</b>	<b>(118,243)</b>
<b>Financing Activities</b>								
Repayment of Borrowings		(102,622)	(102,622)	(102,622)	(4,603,206)	(4,603,206)	(0.00%)	(0)
Principal Elements of Finance Lease Payments		(8,453)	(8,453)	(8,453)	(80,888)	(80,888)	0.00%	0
Proceeds from New Loans		0	0	0	3,872,921	3,872,921	0.00%	0
Advances to Community Groups		0	(41,667)	(41,667)	(250,000)	(250,000)	100.00%	41,667
Transfer to Restricted Assets	3.4	(5,151,488)	0	0	0	0	(100.00%)	(5,151,488)
Transfer from Restricted Assets		1,602,276	1,626,272	1,626,272	9,757,632	9,757,632	(1.48%)	(23,996)
Transfer to Reserves		(4,979,135)	(5,079,017)	(5,079,017)	(29,684,075)	(29,684,075)	1.97%	99,882
Transfer from Reserves	3.5	3,030,934	4,266,207	4,266,207	43,355,661	43,355,661	(28.95%)	(1,235,274)
		<b>(5,608,489)</b>	<b>660,721</b>	<b>660,721</b>	<b>22,368,045</b>	<b>22,368,045</b>	<b>(948.84%)</b>	<b>(6,269,210)</b>
<b>Amount Attributable to Financing Activities</b>								
Deposit & Bonds Movements (cash backed NC)		888,549	0	0	0	0	0.00%	888,549
Future Obligations Net Movements (NC)		3,515,811	0	0	(4,280,323)	(4,280,323)	0.00%	3,515,811
Non-Cash Amounts Excluded from Financing Activities	2	4,404,360	0	0	(4,280,323)	(4,280,323)	0.00%	4,404,360
		<b>(1,204,129)</b>	<b>660,721</b>	<b>660,721</b>	<b>18,087,722</b>	<b>18,087,722</b>	<b>(282.24%)</b>	<b>(1,864,850)</b>
<b>Opening Funds Surplus/ (Deficit)</b>								
Amount Attributable to Operating Activities		2,175,107	2,175,107	2,175,107	2,175,107	2,175,107		
Amount Attributable to Investing Activities		68,357,715	69,164,817	69,164,818	18,972,044	18,972,044		
Amount Attributable to Financing Activities		(2,414,357)	(2,296,114)	(2,296,114)	(39,234,872)	(39,234,872)		
Amount Attributable to Financing Activities		(1,204,129)	660,721	660,721	18,087,722	18,087,722		
		<b>66,914,336</b>	<b>69,704,531</b>	<b>69,704,531</b>	<b>0</b>	<b>0</b>	<b>(4.00%)</b>	<b>(2,790,195)</b>
<b>Net Current Position - Surplus / (Deficit)</b>								
	2	<b>66,914,336</b>	<b>69,704,531</b>	<b>69,704,531</b>	<b>0</b>	<b>0</b>	<b>(4.00%)</b>	<b>(2,790,195)</b>

**City of Busselton**  
**Statement of Financial Position**  
**Year to Date As At 31st August 2024**

	2024/25 YTD Actual	2023/24 Actual
	\$	\$
<b>Current Assets</b>		
Cash & Cash Equivalents	17,373,564	16,045,082
Trade & Other Receivables - Current	68,266,621	4,425,831
Other Financial Assets	92,187,415	92,187,415
Inventories	1,611,153	1,611,153
Contract Assets	338,323	338,323
Other Assets	1,900,133	570,946
Non-Current Assets Held for Sale	0	0
<b>Total Current Assets</b>	<b>181,677,209</b>	<b>115,178,750</b>
<b>Non Current Assets</b>		
Other Receivables	605,594	660,842
Other Financial Assets	1,247,465	1,247,465
Property, Plant & Equipment	215,323,443	214,437,966
Infrastructure	676,302,918	679,517,828
Contract Assets	7,611,681	7,611,681
Right of Use Assets Furniture & Equipment	8,091	8,091
<b>Total Non Current Assets</b>	<b>901,099,192</b>	<b>903,483,873</b>
<b>Total Assets</b>	<b>1,082,776,401</b>	<b>1,018,662,623</b>
<b>Current Liabilities</b>		
Trade & Other Payables	8,213,288	11,258,929
Contract Liabilities	2,583,860	2,583,860
Grant Liabilities	1,696,464	1,696,464
Lease Liabilities	2,643	11,096
Borrowings	4,377,643	4,377,643
Employee Provisions	5,855,301	5,855,301
Other Provisions	1,032,800	1,246,300
<b>Total Current Liabilities</b>	<b>23,761,999</b>	<b>27,029,593</b>
<b>Non Current Liabilities</b>		
Sundry Payable	0	0
Contract Liabilities	9,369,185	8,892,431
Grant Liabilities	7,674,692	5,768,816
Lease Liabilities	72,489	72,489
Borrowings	39,140,935	39,243,557
Employee Provisions	623,638	623,638
<b>Total Non Current Liabilities</b>	<b>56,880,939</b>	<b>54,600,931</b>
<b>Total Liabilities</b>	<b>80,642,937</b>	<b>81,630,524</b>
<b>Net Assets</b>	<b>1,002,133,463</b>	<b>937,032,099</b>
<b>Equity</b>		
Retained Surplus	564,687,252	501,534,089
Reserves	76,374,090	74,425,888
Revaluation Surplus	361,072,122	361,072,122
<b>Total Equity</b>	<b>1,002,133,463</b>	<b>937,032,099</b>

## CITY OF BUSSELTON

## NOTES TO THE STATEMENT OF FINANCIAL ACTIVITY

For the period ended 31st August 2024

## Note 1 BASIS OF PREPARATION AND SIGNIFICANT ACCOUNTING POLICIES

**BASIS OF PREPARATION**

This prescribed financial report has been prepared in accordance with the *Local Government Act 1995* and accompanying regulations.

**Local Government Act 1995 requirements**

Section 6.4(2) of the *Local Government Act 1995* read with the *Local Government (Financial Management) Regulations 1996*, prescribe that the financial report be prepared in accordance with the *Local Government Act 1995* and, to the extent that they are not inconsistent with the Act, the Australian Accounting Standards. The Australian Accounting Standards (as they apply to local governments and not-for-profit entities) and Interpretations of the Australian Accounting Standards Board were applied where no inconsistencies exist.

The *Local Government (Financial Management) Regulations 1996* specify that vested land is a right-of-use asset to be measured at cost, and is considered a zero cost concessionary lease. All right-of-use assets under zero cost concessionary leases are measured at zero cost rather than at fair value, except for vested improvements on concessionary land leases such as roads, buildings or other infrastructure which continue to be reported at fair value, as opposed to the vested land which is measured at zero cost. The measurement of vested improvements at fair value is a departure from AASB 16 which would have required the City to measure any vested improvements at zero cost.

*Local Government (Financial Management) Regulations 1996*, regulation 34 prescribes contents of the financial report. Supporting information does not form part of the financial report.

Accounting policies which have been adopted in the preparation of this financial report have been consistently applied unless stated otherwise. Except for cash flow and rate setting information, the financial report has been prepared on the accrual basis and is based on historical costs, modified, where applicable, by the measurement at fair value of selected non-current assets, financial assets and liabilities.

**THE LOCAL GOVERNMENT REPORTING ENTITY**

All funds through which the City controls resources to carry on its functions have been included in the financial statements forming part of this financial report.

All monies held in the Trust Fund are excluded from the financial statements.

**Judgements and estimates**

The preparation of a financial report in conformity with Australian Accounting Standards requires management to make judgements, estimates and assumptions that effect the application of policies and reported amounts of assets and liabilities, income and expenses.

The estimates and associated assumptions are based on historical experience and various other factors believed to be reasonable under the circumstances; the results of which form the basis of making the judgements about carrying values of assets and liabilities that are not readily apparent from other sources. Actual results may differ from these estimates.

The balances, transactions and disclosures impacted by accounting estimates are as follows:

- estimated fair value of certain financial assets
- impairment of financial assets
- estimation of fair values of land and buildings, infrastructure and investment property
- estimation uncertainties made in relation to lease accounting
- estimated useful life of intangible assets

**SIGNIFICANT ACCOUNTING POLICIES**

Significant accounting policies utilised in the preparation of these statements are as described within the 2023-24 Annual Budget. Please refer to the adopted budget document for details of these policies.

**PREPARATION TIMING AND REVIEW**

Date prepared: All known transactions YTD

**CITY OF BUSSELTON**  
**NOTES TO THE STATEMENT OF FINANCIAL ACTIVITY**  
**For the period ended 31st August 2024**

**Note 2 STATEMENT OF FINANCIAL ACTIVITY INFORMATION**

	<b>Adopted Budget Closing 30-Jun-25</b>	<b>Last Year Closing 30-Jun-24</b>	<b>Year to Date 31-Jul-24</b>
<b>Net current assets used in the Statement of Financial Activity</b>			
<b>Current assets</b>	<b>\$</b>	<b>\$</b>	<b>\$</b>
Cash and cash equivalents	83,573,939	108,045,082	109,373,564
Trade and other receivables	3,100,000	4,425,831	68,266,621
Inventories	1,600,000	1,611,153	1,611,153
	<u>88,273,939</u>	<u>114,082,067</u>	<u>179,251,339</u>
<b>Less: current liabilities</b>			
Trade and other payables	7,100,694	7,304,497	3,370,307
Other liabilities	13,712,064	8,234,756	9,123,305
	<u>20,812,758</u>	<u>15,539,253</u>	<u>12,493,612</u>
<b>Net current assets</b>	<b>67,461,181</b>	<b>98,542,813</b>	<b>166,757,727</b>
<b>Less: Total adjustments to net current assets</b>	(c) (67,461,181)	(96,367,706)	(99,843,391)
<b>Closing funding surplus / (deficit)</b>	<b>0</b>	<b>2,175,107</b>	<b>66,914,336</b>

**(a) Non-cash amounts excluded from Net Current Position**

The following non-cash revenue and expenditure has been excluded from operating activities within the Statement of Financial Activity in accordance with *Financial Management Regulation 32*.

	<b>Adopted Budget Closing 30-Jun-25</b>	<b>Last Year Closing 30-Jun-24</b>	<b>Year to Date 31-Jul-24</b>
<b>Non-cash amounts excluded from operating activities</b>	<b>\$</b>	<b>\$</b>	<b>\$</b>
<b>Adjustments to operating activities</b>			
Less: Profit on asset disposals	(20,508)	(183,858)	(6,855)
Less: Movement in finance leases	0	0	0
Less: Movement Other	0	43,624	(1,301,769)
Less: Fair value adjustments to financial assets at amortised cost	0	(2,942)	0
Less: Movement in pensioner deferred rates (non-current)	0	(18,333)	27,829
Less: Movement in employee benefit provisions (non-current)	0	15,858	(213,500)
Add: Loss on disposal of assets	147,076	81,738	4,272
Less: Movement in other provisions (non-current)	0	(5,257,700)	0
Add: Depreciation on non-current assets	26,806,262	27,128,433	4,762,192
<b>Total non-cash amounts excluded from operating activities</b>	<b>26,932,830</b>	<b>21,806,820</b>	<b>3,272,169</b>

**(b) Non-cash amounts excluded from investing activities**

The following non-cash revenue and expenditure has been excluded from investing activities within the Statement of Financial Activity in accordance with *Financial Management Regulation 32*.

<b>Adjustments to investing activities</b>			
Infrastructure received for substantially less than fair value	(7,518,667)	(5,466,585)	0
<b>Total non-cash amounts excluded from investing activities</b>	<b>(7,518,667)</b>	<b>(5,466,585)</b>	<b>0</b>

**(c) Non-cash amounts excluded from financing activities**

Movement in current liabilities for transfers to acquire or construct non-financial assets to be controlled by the entity associated with restricted cash	(4,280,323)	486,971	4,404,360
<b>Total non-cash amounts excluded from financing activities</b>	<b>(4,280,323)</b>	<b>486,971</b>	<b>4,404,360</b>
<b>Total non-cash amounts excluded from Net Current Position</b>	<b>15,133,840</b>	<b>16,827,206</b>	<b>7,676,529</b>

**(c) Current assets and liabilities excluded from budgeted deficiency**

The following current assets and liabilities have been excluded from the net current assets used in the Statement of Financial Activity in accordance with *Financial Management Regulation 32* to agree to the surplus/(deficit) after imposition of general rates.

	<b>Adopted Budget Closing 30-Jun-25</b>	<b>Last Year Closing 30-Jun-24</b>	<b>Year to Date 31-Jul-24</b>
<b>Adjustments to net current assets</b>	<b>\$</b>	<b>\$</b>	<b>\$</b>
Less: Reserves/ Restricted - cash backed	(81,173,245)	(103,469,281)	(108,966,696)
- Current portion of contract liability held in restricted assets	2,583,860	2,583,860	2,583,860
- Current portion of unspent capital grants held in restricted assets	1,696,464	1,696,464	1,696,464
- Current portion of performance bonds held in restricted assets	3,954,432	3,954,432	4,842,981
<b>Total adjustments to net current assets</b>	<b>(72,938,489)</b>	<b>(95,234,525)</b>	<b>(99,843,391)</b>

**CURRENT AND NON-CURRENT CLASSIFICATION**

In the determination of whether an asset or liability is current or non-current, consideration is given to the time when each asset or liability is expected to be settled. Unless otherwise stated assets or liabilities are classified as current if expected to be settled within the next 12 months, being the Council's operational cycle.



CITY OF BUSSELTON  
NOTES TO THE STATEMENT OF FINANCIAL ACTIVITY  
FOR THE PERIOD ENDED 31ST AUGUST 2024

Note 3 Material Variance Explanations

Cost Centre or Project	Description	Actual YTD \$	Budget YTD \$	Full Year Budget \$	Variance YTD %	Variance YTD \$	Change in Variance Current Month \$
<b>Amounts Attributable to Operating Activities (excl. non-cash)</b>		<b>68,357,715</b>	<b>69,164,817</b>	<b>18,972,044</b>	<b>(1.17%)</b>	<b>(807,102)</b>	<b>(857,467)</b>
<b>Revenue from Operating Activities</b>		<b>79,325,499</b>	<b>78,921,036</b>	<b>102,756,291</b>	<b>0.51%</b>	<b>404,462</b>	<b>480,650</b>
The material variance items contained within this category, on the face of the FAS, are explained below:							
<b>1</b>	<b>Interest Earnings</b>	<b>946,682</b>	<b>671,911</b>	<b>3,786,039</b>	<b>40.89%</b>	<b>274,771</b>	<b>131,535</b>
The timing of the roll over of some large term deposits was earlier than the initial forecasts, and the interest rates achieved were higher than expected.							
<b>Expenses from Operating Activities</b>		<b>(14,239,952)</b>	<b>(14,331,807)</b>	<b>(110,717,077)</b>	<b>0.64%</b>	<b>91,854</b>	<b>(810,272)</b>
The expense line items on the face of the financial statement that have a YTD variance that meet the material reporting threshold are outlined below:							
<b>2</b>	<b>Other Expenditure</b>	<b>(346,965)</b>	<b>(445,914)</b>	<b>(8,292,981)</b>	<b>22.19%</b>	<b>98,949</b>	<b>(140,357)</b>
<b>Corporate Strategy and Performance</b>		<b>(40,873)</b>	<b>119,984</b>	<b>1,644,895</b>	<b>134.07%</b>	<b>160,857</b>	<b>17,192</b>
1029	Governance Services	(47,719)	107,417	680,059	144.42%	155,137	11,189
The credit is due the reversal of the year end accrual not being offset by the corresponding invoice due to on-going discussions with the supplier and finalisation of the charge.							
<b>Amounts Attributable to Investing Activities (excl. non-cash)</b>		<b>(2,414,357)</b>	<b>(2,296,114)</b>	<b>(39,234,872)</b>	<b>(5.15%)</b>	<b>(118,243)</b>	<b>(146,700)</b>
Items included in Investing Activities are Capital Grants, Subsidies & Contributions, Capital Expenditure in the various classes of assets, and Proceeds from Sale of Assets. The attachments to this report includes the detailed listings of all capital expenditure (project) items. The main areas of YTD variance to budget for Investing Activities that appear on the face of the Financial Activity Statement are summarised as follows:							
<b>3</b>	<b>Land &amp; Buildings</b>	<b>(1,587,898)</b>	<b>(1,383,855)</b>	<b>(22,106,576)</b>	<b>(14.74%)</b>	<b>(204,043)</b>	<b>(63,402)</b>
Various	Saltwater	1,393,912	1,152,218	7,004,634	(20.98%)	(241,694)	(148,312)
This budget was not cash flowed, hence the variance that can be seen at this point in time.							
<b>Amounts Attributable to Financing Activities</b>		<b>(1,204,129)</b>	<b>660,721</b>	<b>18,087,722</b>	<b>(282.24%)</b>	<b>(1,864,850)</b>	<b>(2,711,196)</b>
<b>4</b>	<b>Transfer to Restricted Assets</b>	<b>(5,151,488)</b>	<b>-</b>	<b>0</b>	<b>(100.00%)</b>	<b>(5,151,488)</b>	<b>(2,975,029)</b>
At the time of budgeting it is not possible to predict what grants, contributions or developer bonds will be received, and in what timeframe, nor when they will be spent and hence potentially transferred to Restricted Assets (or unspent portions thereof). Transfers to restricted assets are offset by the incoming receipt, be it a grant, contribution, subsidy or even loan proceeds, so the net impact on the Net Current Position is always nil (once full reconciliation has occurred at year end). The \$4M YTD transfers relates to \$775K of new developer contributions, \$2.1M in various government grants that were restricted, \$902K in Roadwork Bonds, \$165K in BJTP deposits, as well as \$58K in various other minor deposits and bonds.							
<b>5</b>	<b>Transfer from Reserves</b>	<b>3,030,934</b>	<b>4,266,207</b>	<b>43,355,661</b>	<b>(28.95%)</b>	<b>(1,235,274)</b>	<b>(609,204)</b>
Although the budget for reserve transfers in the second half of the year has been somewhat shaped to align with predicted completion of some major projects, actual final reconciliation of project spends and the associated reserve transfers are not actually conducted until the end of the financial year. The negative variance against budget is purely due to the non-completion of reserve funded works, and is offset by the underspend against these projects, with the funds remaining in reserve to be utilised to fund the completion of these projects in the future.							

City of Busseton Capital Acquisition/ Construction For Period Ended 31 August 2024						
Project	Project Description	2024/25 Actual YTD	2024/25 Amended Budget YTD	2024/25 Original Budget YTD	2024/25 Amended Budget	2024/25 Budget Original
<b>Land</b>		\$	\$	\$	\$	\$
15073	Lot 9020 Dunsborough (C)	-	-	-	3,272,727	3,272,727
15190	Sues Road Land(C)	-	-	-	4,545,455	4,545,455
	<b>Total Land</b>	-	-	-	<b>7,818,182</b>	<b>7,818,182</b>
<b>Buildings</b>						
<b>Aged Housing</b>						
12231	Aged Housing Capital Improvements - Harris Road(C)	-	-	-	56,000	56,000
12233	Aged Housing Capital Improvements - Winderlup(C)	34,619	34,619	34,619	140,000	140,000
12234	Aged Housing Capital Improvements - Winderlup Court (City(C)	-	-	-	25,000	25,000
		34,619	34,619	34,619	221,000	221,000
<b>Saltwater</b>						
12471	Saltwater - Construction(C)	855,147	1,152,218	1,152,218	6,913,306	6,913,306
12652	Saltwater - Design of Structure / Professional Fees(C)	86,293	-	-	-	-
12779	Saltwater - Contingency (C)	458,360	-	-	-	-
12782	Saltwater - Utility Costs (C)	(5,889)	-	-	91,328	91,328
		1,393,912	1,152,218	1,152,218	7,004,634	7,004,634
<b>Other</b>						
10016	Civic and Administration Centre Minor Upgrades(C)	3,040	-	-	-	-
10025	Weld Theatre Upgrade (C)	-	-	-	68,178	68,178
10585	BMRA Hangars(C)	-	-	-	303,790	303,790
10599	Busseton Library Upgrade(C)	-	-	-	30,000	30,000
10642	Dunsborough Lakes Sporting Precinct-Pavilion/Changeroom F(C)	-	-	-	3,214,577	3,214,577
10787	Geographe Leisure Centre(C)	13,946	13,946	13,946	509,494	509,494
10840	NCC Upgrade(C)	-	-	-	50,000	50,000
10959	Churchill Park Hall (C)	-	-	-	103,500	103,500
12428	Re-use shop Busseton Transfer Station(C)	33,448	38,935	38,935	38,935	38,935
12440	Energy Efficiency Initiatives (Various Buildings) (C)	-	-	-	100,000	100,000
12518	Bovell Park Transformer Building (C)	-	-	-	103,500	103,500
12550	Busseton Works Depot(C)	-	-	-	475,159	475,159
12796	Depot Training Room (C)	-	-	-	14,628	14,628
12804	Airport Terminal Building(C)	-	-	-	15,000	15,000
12868	Busseton Jetty Tourist Park - Cabin Replacement/Upgrade (C)	-	-	-	540,000	540,000
14938	Churchill Park Toilets (C)	-	-	-	400,000	400,000
14942	Lions Park Shopping Centre Toilets (C)	-	-	-	250,000	250,000
14943	Changing Places Accessable Ablutions (C)	-	-	-	250,000	250,000
15074	Vasse Toilet (C)	6,847	6,847	6,847	125,000	125,000
15077	Lunch / Meeting Room for Transfer Station(C )	-	-	-	2,500	2,500
15232	Busseton Works Depot - Roller Door Repl (C)	-	30,000	30,000	30,000	30,000
15233	Busseton Works Depot - Design Investigation DAIP (C)	-	-	-	50,000	50,000
15234	NCC - Installation of Protection Glass Window (C)	-	-	-	20,000	20,000
15235	Holgate Reserve Toilet - Investigation (C)	-	-	-	10,000	10,000
15236	GLC Fitness Gym - Replacement of Ceiling Tiles (C)	-	-	-	103,000	103,000
15237	GLC - Repl3 Units of Wall Mounted Water Fountain (C)	7,898	12,000	12,000	12,000	12,000
15238	NCC - Repl 2 Units of Wall Mounted Water Fountains (C)	7,898	9,000	9,000	9,000	9,000
15067	Commonage Fire Facility (C)	-	-	-	34,300	34,300
15087	Mosquito Management Facility (C)	86,290	86,290	86,290	120,199	120,199
15258	Airport Transportable	-	-	-	80,000	80,000
	<b>Total Buildings</b>	<b>1,587,898</b>	<b>1,383,855</b>	<b>1,383,855</b>	<b>14,288,394</b>	<b>14,288,394</b>
	<b>Total Land &amp; Buildings</b>	<b>1,587,898</b>	<b>1,383,855</b>	<b>1,383,855</b>	<b>22,106,576</b>	<b>22,106,576</b>
<b>Plant and Equipment</b>						
12881	HINO FD1024 Beavertail Truck (Turf) (C)	-	-	-	100,000	100,000
12882	Isuzu NPR65-190 Single Cab (Turf) (C)	-	-	-	100,000	100,000
12887	Plant Purchases (P11) - Redexim Easyspread 1600 Sand Spre(C)	-	-	-	20,000	20,000
12888	HINO FS2848 Tipper Truck (C&M) (C)	-	-	-	250,060	250,060
12889	Plant Purchases (P12) - Speed Display/VMB single axle tra(C)	-	-	-	32,000	32,000
12890	Caterpillar CS56 Roller (C&M) (C)	-	-	-	220,000	220,000
12892	ISUZU FVZ1400 Tipper Truck (C&M) (C)	-	-	-	250,060	250,060
12897	ISUZU D-MAX SX 4X2 SINGLE CAB UTILITY (IRRIGATION) (C)	42,158	42,158	42,158	42,158	42,158
12898	MITSUBISHI TRITON 4X2 SINGLE CAB UTE (P&G) (C)	42,158	42,158	42,158	42,158	42,158
12908	Program 12 - Minor Plant (Workshop) (C)	(91)	-	-	-	-
12932	Airport Operations - Replacement Toro Groundmaster 7200 M(C)	-	-	-	23,300	23,300
14768	TOYOTA HILUX SR 4X4 DUAL CAB U (G STEWART) REPL.P196098(C)	14	-	-	-	-
14818	Wheeled 20t excavator Inc. Accessories(C )	-	-	-	485,000	485,000

City of Busseton Capital Acquisition/ Construction For Period Ended 31 August 2024						
Project	Project Description	2024/25 Actual YTD	2024/25 Amended Budget YTD	2024/25 Original Budget YTD	2024/25 Amended Budget	2024/25 Budget Original
		\$	\$	\$	\$	\$
14819	Positrak (Cat 299) with Accessories (C)	-	-	-	250,000	250,000
14820	Trailer for Towing Positrak & Traffic Lights(C)	-	-	-	40,000	40,000
14946	PERUZZO BULL SLASHER (C)	-	-	-	60,000	60,000
14949	KUBOTA MULE (C)	-	-	-	15,000	15,000
14951	1500L SELF BUNDED DIESEL FUEL TANK (C)	-	-	-	15,000	15,000
14954	MITSUBISHI TRITON 4x2 SINGLE CAB (C)	-	-	-	35,000	35,000
14962	WATER TANK FOR DUST SUPPRESSION (C)	-	-	-	25,000	25,000
14966	DIESEL TANK DWF (C)	-	-	-	50,000	50,000
14970	HOOKLIFT BIN BWTS (C)	-	-	-	18,000	18,000
14972	HOOKLIFT BIN BWTS (C)	-	-	-	18,000	18,000
14974	HOOKLIFT BIN (C)	-	-	-	18,000	18,000
14986	HOLDEN COLORADO 4x4 DUAL CAB (C)	-	-	-	36,000	36,000
15004	HUSQVARNA RC318T RIDE ON MOWER (C)	-	-	-	18,000	18,000
15006	HINO 917 CREW CAB (C&M) (C)	-	-	-	100,000	100,000
15008	ISUZU NPR400 CREW CAB (C&M) (C)	-	-	-	100,000	100,000
15013	HINO GH1728 AUTO TRUCK (C&M) (C)	-	-	-	400,000	400,000
15016	HINO GF1628 REAR TIPPING TRUCK (P&G) (C)	-	-	-	150,000	150,000
15018	TORO 4010D GROUNDMASTER MOWER (P&G) (C)	-	-	-	150,000	150,000
15023	ISUZU DMAX 4X2 SINGLE CAB (P&G) FORESHORE IRRIGATION (C)	42,158	42,158	42,158	42,158	42,158
15025	TOYOTA HILUX 4X4 EXTRA CAB UTILITY (IRRIGATION) (C)	13	-	-	-	-
15032	SUBARU OUTBACK 2.5i PREMIUM WAGON (C)	-	-	-	39,753	39,753
15078	HAZMET and Dangerous Goods Storage(C)	-	-	-	42,440	42,440
15113	CATERPILLAR 12M GRADER (CONSTR.) Reo.P103003(C)	-	-	-	415,000	415,000
15114	Hako Citymaster 1600 Road Sweeper (C)	-	-	-	180,000	180,000
15116	HUSQVARNA SC18 TURF CUTTER (P&Gs) (C)	-	11,500	11,500	11,500	11,500
15117	CATERPILLAR 432F LOADER BACKHOE (C)	-	-	-	195,000	195,000
15118	ISUZU NQR87-190 CREW CAB TRAY BACK (FOOT CREW) (C)	-	-	-	95,000	95,000
15119	ISUZU FTR900 MED SIDE & REAR TIPPER (CONSTR.) (C)	-	-	-	165,000	165,000
15120	HOWARD HEAVY DUTY 180 ROTASLASHER (P&G) (C)	-	-	-	10,000	10,000
15121	LANDBOSS LE 4X4 MULE (FORESHORE CREW) (C)	-	-	-	16,000	16,000
15122	Mazda 6 Sport wagon BSN56BX (Stat PI Coord) (C)	-	-	-	35,000	35,000
15123	Nissan XTrail STL 4x4 SUV (Pl. Coord) (C)	-	-	-	35,000	35,000
15124	Mitsubishi Outlander LS AWD : BSN86BX (P&Gs Coord) (C)	-	-	-	35,000	35,000
15126	Mitsubishi Pajero Sport GLX 4x4 (New) (Rec Adm) (C)	-	-	-	40,000	40,000
15127	Mitsubishi Pajero Sport GLX (IT) (C)	-	-	-	40,000	40,000
15130	TOYOTA HILUX SR 4X4CAB UTILITY (WOR SUPVR) (C)	-	-	-	45,000	45,000
15131	TOYOTA HILUX SR 4X4 (Hort Supervisor) (C)	-	-	-	40,000	40,000
15132	ISUZU DMAX 4X4 WITH TRAY (Turf Maint Supvr) (C)	-	-	-	40,000	40,000
15133	TOYOTA HILUX 4X4 UTE WITH TRAY (WORKSHOP) (C)	-	-	-	50,000	50,000
15134	TOYOTA HILUX 4X4 WITH TRAY (IRR SUP) (C)	-	-	-	40,000	40,000
15135	FORD RANGER XL 3.2L WITH TRAY PX 3.2 (SIGNS & TRAD) (C)	-	-	-	40,000	40,000
15136	Toyota Hilux 4x4 Single Cab (Parks Maint) (C)	-	-	-	40,000	40,000
15137	Toyota Hilux 4x4 Extra Cab with Tray (P&G) (C)	-	-	-	40,000	40,000
15138	Mitsubishi Triton Dual Cab 4WD (C&M Coordinator) (C)	-	-	-	35,000	35,000
15139	Ford Ranger Wildtrack (C)	-	-	-	50,000	50,000
15140	VOLVO FE320 6X4 DUAL CONTROL WASTE COMP (C)	-	-	-	465,000	465,000
15141	Ford Ranger XL Dual Cab (Replaced P196094)(SanitAdm) (C)	-	-	-	40,000	40,000
15143	Jenell AgriSpray (Airport) (C)	-	-	-	6,000	6,000
15145	Able LG50D3 Diesel Generator (Airport) (C)	-	-	-	15,000	15,000
15192	Security screening equipment – ETD Machine (C)	-	-	-	35,400	35,400
15210	GLC - Floor Scrubber (C)	-	-	-	23,000	23,000
15213	Drone with LiDar capabilities (C)	-	-	-	28,000	28,000
15216	Tow behind roller (for utility vehicle) (C)	-	-	-	135,000	135,000
15260	OUTFRONT MOWER Dunsborough (C)	-	-	-	30,500	30,500
	<b>Total Plant &amp; Equipment</b>	<b>126,410</b>	<b>137,974</b>	<b>137,974</b>	<b>5,657,487</b>	<b>5,657,487</b>
<b>Furniture and Equipment</b>						
10965	P&E - P&G Smart Technologies(C)	29,282	-	-	108,241	108,241
12781	Saltwater - Loose Furniture & Fittings (C)	-	76,184	76,184	228,551	228,551
12783	Saltwater - IT Hardware & Software (C)	(317)	3	3	10	10
12876	ICT Services - Equipment & Software Purchases(C)	33,025	-	-	1,432,000	1,432,000
12878	Naturaliste Community Centre (NCC) - Purchase Office Furn(C)	-	-	-	16,000	16,000
15059	Sculpture By The Bay (C)	-	-	-	12,000	12,000
15211	NCC- Outdoor Playground Creche (C)	-	-	-	13,000	13,000
15240	GLC - Repl of Outdoor Pool Sand Filter (C)	-	-	-	201,250	201,250
15250	Signage and grave markers (C)	-	-	-	7,000	7,000
15251	Bronze memorial tree for multiple memorials (C)	-	-	-	10,000	10,000
15256	Leisure Centre Spin Bikes (C)	-	-	-	180,000	180,000

City of Busselton Capital Acquisition/ Construction For Period Ended 31 August 2024						
Project	Project Description	2024/25 Actual YTD	2024/25 Amended Budget YTD	2024/25 Original Budget YTD	2024/25 Amended Budget	2024/25 Budget Original
		\$	\$	\$	\$	\$
	<b>Total Furniture &amp; Equipment</b>	<b>61,989</b>	<b>76,187</b>	<b>76,187</b>	<b>2,208,052</b>	<b>2,208,052</b>
<b>Roads Infrastructure</b>						
11144	Monaghans Way Asphalt Overlay(C)	80	-	-	-	-
11151	Chapman Crescent Spray Seal(C)	17	-	-	-	-
11189	Metricup Yelverton Road - Gravel Resheet(C)	-	829	829	120,000	120,000
11199	Bussell Highway(C)	(2,000)	-	-	-	-
11987	Caves Road (C)	-	115,000	115,000	115,000	115,000
12005	Payne Road(C)	14,316	10,712	10,712	155,460	155,460
12011	Vasse Yallingup Siding Road(C)	3,972	-	-	1,080,000	1,080,000
12444	Duchess Street (West St to Queen St left) (C)	-	-	-	167,460	167,460
12579	Peel Terrace (Cammilleri St to Brown St) (C)	-	19,330	19,330	19,330	19,330
12596	Nuttman Road(C)	386	14,190	14,190	180,282	180,282
12597	Hairpin Road(C)	-	-	-	48,000	48,000
12600	Payne Road - Upgrade(C)	-	-	-	750,000	750,000
12611	North Jindong Road(C)	17,115	-	-	1,073,273	1,073,273
12670	Barlee Street(C)	-	-	-	301,574	301,574
12671	Florence Road(C)	55	-	-	14,081	14,081
12678	Rendezvous Road Reseal & Rut Correction(C)	-	-	-	212,510	212,510
12827	Commonage Road(C)	12,087	-	-	1,210,180	1,210,180
12837	Pre-emptive Design Works (C)	1,000	-	-	67,100	67,100
12841	Strelly Street (C)	480	-	-	-	-
14817	Road Access Seal - Busselton Animal care facility(C )	356	-	-	-	-
14835	West Street Resurfacing SLK 1.00 to 1.15(C)	138	-	-	450,000	450,000
14851	Strelly Street - Rehabilitation SLK 0.05 to 1.2 (C)	32,891	-	-	218,937	218,937
14853	Jalbarragup Road - Reseal SLK 0 to 10.75 (C)	-	-	-	485,913	485,913
14866	Old Vasse Highway - Reseal SLK 0 to 1.83 (C)	-	-	-	13,535	13,535
15085	Jalbarragup Road New Shoulders (C)	5	-	-	-	-
15161	John Street (C)	110	63,293	63,293	63,293	63,293
15162	Karinga Road (C)	110	29,664	29,664	29,664	29,664
15163	Pearce Road (Abbey) (C)	110	35,292	35,292	35,292	35,292
15164	Alan Street (C)	-	-	-	157,779	157,779
15165	Barnard Road (C)	-	-	-	151,980	151,980
15166	Chieftain Cr (C)	-	-	-	219,237	219,237
15167	Clark Street (C)	-	-	-	77,000	77,000
15168	Gibney Street (C)	-	-	-	36,193	36,193
15169	Clubhouse Drive (C)	55	-	-	176,387	176,387
15170	Prowse Way (C)	-	-	-	267,018	267,018
15171	St Andrews Lane (C)	-	-	-	40,354	40,354
15172	Peppermint Way (C)	-	-	-	18,031	18,031
15173	Bower Road (C)	-	-	-	554,828	554,828
15174	Marrinup Drive (C)	-	-	-	202,000	202,000
15194	Chapman Hill Road [State Blackspot Prg] (C)	-	-	-	48,000	48,000
15197	Cabarita Road – Asphalt overlay (C)	110	29,224	29,224	29,224	29,224
15198	Bussell Highway – Broadwater Boul Roundabout Design (C)	-	-	-	45,000	45,000
15199	Siesta Park Road - Asphalt Overlay (C)	-	54,405	54,405	108,811	108,811
15200	Downs Road – Unsealed Resheet (C)	1,256	13,238	13,238	154,526	154,526
15201	Bussell Highway – Harvest Rd to Ray Av Footpath (C)	-	-	-	62,832	62,832
15202	Bussell Highway – Widening and Cycleway (C)	-	-	-	750,000	750,000
15203	Metricup-Yelverton Road - Unsealed Resheet SLK 0 to 3.2 (C)	3,123	-	-	-	-
15230	Portable Speed Awareness Monitors (SAM signs) (C)	-	-	-	40,000	40,000
15231	Bus Infrastructure (C)	-	-	-	40,000	40,000
15263	Queen Street/ Kent Street Rotary (C)	-	-	-	58,214	58,214
15264	Queen Street / Prince Street Rotary (C)	-	-	-	50,337	50,337
15265	West Street / Kent Street Rotary (C)	-	-	-	57,641	57,641
15266	Harris Road / Cammilleri Street Rotary (C)	-	-	-	54,918	54,918
	<b>Total Roads Infrastructure</b>	<b>85,774</b>	<b>385,176</b>	<b>385,176</b>	<b>10,211,193</b>	<b>10,211,193</b>
<b>Bridges Infrastructure</b>						
14897	Naturaliste Terrace Footbridge Renewal #6017 Lot 254(C)	-	-	-	98,527	98,527
	<b>Total Bridges Infrastructure</b>	<b>-</b>	<b>-</b>	<b>-</b>	<b>98,527</b>	<b>98,527</b>
<b>Car Parks Infrastructure</b>						
10609	Eagle Bay Carpark (Limestone Overflow) (C)	-	6,262	6,262	79,265	79,265
12694	Port Geographe Marina(Boat Ramp Stage 1)(C)	-	-	-	137,840	137,840
14815	Carpark Hotel Site 2(C )	581	-	-	-	-
14873	Forrest Beach Horse Float Carparking Area(C)	166	80,915	80,915	121,372	121,372
14874	Disabled Parking Bays BussForesshore (Old ennisCourt)(C)	-	-	-	10,000	10,000

City of Busselton Capital Acquisition/ Construction For Period Ended 31 August 2024						
Project	Project Description	2024/25 Actual YTD	2024/25 Amended Budget YTD	2024/25 Original Budget YTD	2024/25 Amended Budget	2024/25 Budget Original
15219	ECU Peel Terrace - Accessible Parking Bays(C)	\$ -	\$ -	\$ -	\$ 26,660	\$ 26,660
15247	Vasse Birchfields - Decorative Elements (C)	-	-	-	10,000	10,000
	<b>Total Car Parks Infrastructure</b>	<b>747</b>	<b>87,177</b>	<b>87,177</b>	<b>385,137</b>	<b>385,137</b>
<b>Footpaths Infrastructure</b>						
10741	Busselton CBD Footpath Renewal(C)	(2,242)	-	-	23,793	23,793
11986	Causeway Road Shared Path(C)	-	25,000	25,000	25,000	25,000
13003	Blythe Road(C)	-	-	-	76,000	76,000
14814	Townscape Works Busselton(C )	(5,729)	-	-	34,707	34,707
14887	Coastal Shared Path - Forth St to Holgate(C)	(31,857)	-	-	802,033	802,033
14893	Bay View Crescent - Curtis Bay Lot 62 to Lot 4(C)	94,508	-	-	100,000	100,000
14895	Vincent Street to Geographe Bay Road (Reserve 44343)(C)	173,305	-	-	432,000	432,000
15187	Pedestrian Access Way (PAW) (C)	-	83,665	83,665	83,665	83,665
15220	Footpaths Albert/West Street Pedestrian Impr (C)	-	-	-	55,000	55,000
15221	Footpath BusHwy (Brd) William Cary Court, MoorhenStNovV(C)	-	-	-	235,000	235,000
15222	Footpaths Harris Road [Carey Street to Ford Road] (C)	1,784	-	-	260,712	260,712
15223	FootpathGreenfields Rd-Dun [Windlemere Dr to BallardLoop](C)	-	-	-	27,500	27,500
15224	Footpath Marri DriveDun [Naturaliste Ter- Cape Nat Rd] (C)	-	-	-	94,000	94,000
15225	Footpaths Dowell rd- [Vasse Bypass to Dowell Rd] (C)	-	-	-	12,500	12,500
15226	Footpaths Prince Regent Drive (C)	456	-	-	173,000	173,000
15227	Footpaths Dun Foreshore (R22965)Contrib.to path C1806/134 (C)	-	-	-	45,980	45,980
15228	FootpatAdelaideSt Des&SerApp[QueentoStanley St- rescope] (C)	-	-	-	30,000	30,000
15255	Wadandi Track (C)	-	-	-	500,000	500,000
	<b>Total Footpaths Infrastructure</b>	<b>230,226</b>	<b>108,665</b>	<b>108,665</b>	<b>3,010,890</b>	<b>3,010,890</b>
<b>Parks, Gardens and Reserves</b>						
10597	Busselton Cemetery Infrastructure Upgrades(C)	-	1,941	1,941	30,000	30,000
10700	Dunsborough Cemetery(C)	-	-	-	56,276	56,276
10765	Foreshore Busselton - High Street to Carey Street(C)	4,647	-	-	50,000	50,000
10766	Foreshore Yallingup Capital(C)	6,959	-	-	20,000	20,000
10767	Port Geographe General Improvements/ Foreshore(C)	-	762	762	54,000	54,000
10951	Mitchell Park Upgrade(C)	-	-	-	37,000	37,000
10952	Possum Park Barnard East Upgrade(C)	-	70	70	30,000	30,000
10953	Youth Skate Park(C)	-	-	-	70,000	70,000
10963	Minor Capital Improvements, Fencing, Seating, Lighting et(C)	-	-	-	50,000	50,000
10966	Provence SAR Area General Improvements to the Area(C)	1,705	-	-	100,000	100,000
10967	New Shade Sails – multiple locations (C)	-	-	-	175,000	175,000
10969	Vasse SAR Area General Improvements to the Area(C)	-	4,626	4,626	85,000	85,000
10979	Irrigation Renewal(C)	14,366	4,332	4,332	203,198	203,198
11024	Pioneer Cemetery - Implement Conservation Plan(C)	-	-	-	35,000	35,000
11035	Park Furniture Renewals - Replace aged & unsafe Equip(C)	-	-	-	55,000	55,000
11036	Playgrounds General - Replacement of playground equipment(C)	-	-	-	275,300	275,300
11109	BBQ Placement and Replacement(C)	-	-	-	34,000	34,000
12251	Cricket Nets & Wickets (C)	-	-	-	24,000	24,000
12267	Busselton Townscape Street Furniture Renewals (C)	228	-	-	40,000	40,000
12407	Dunsborough Lakes Sporting Precinct (Stage 1)(C)	55,200	-	-	729,839	729,839
12511	Dunsborough - BMX / Skatebowl(C)	-	-	-	5,000	5,000
12528	Dunsborough Town Centre/ Foreshore(C)	-	-	-	30,000	30,000
12562	Holgate Road - Coastal Nodes Up (C)	-	-	-	183,400	183,400
12656	Beach Access stairs Renewals(C)	-	-	-	130,000	130,000
12700	Signal Park(C)	-	-	-	72,670	72,670
12780	Saltwater - Landscaping (C)	-	118,253	118,253	354,758	354,758
12819	Beach Enclosures(C)	-	-	-	65,000	65,000
12821	Churchill Park - Main Oval Renewal (C)	581	-	-	-	-
12846	Mitchell Park Landscape Upgrade Stage 2(C)	-	-	-	66,000	66,000
12850	Dunsborough Lakes Sporting Precinct (Stage 1) - Planning (C)	-	-	-	146,884	146,884
14811	RBFS Old Dunsborough Boat Ramp Scour Protection (C)	1,550	-	-	-	-
14900	Metricup Cemetery - Paths & Ashes iternment(C)	-	-	-	10,000	10,000
14901	Port Geographe POS Retaining Wall Renewals(C)	-	-	-	28,034	28,034
14904	Beach Shower/Water Fountain Up& Ren (C)	-	-	-	20,000	20,000
14906	Dunsborough Oval Skatepark Lighting Renewal(C)	(6,364)	-	-	69,890	69,890
14912	Newtown Oval New Playground Equipment(C)	455	-	-	-	-
14917	Meelup Regional Park (C)	-	-	-	52,325	52,325
14918	BBQ Placement and Replacement(C)	180	-	-	-	-
15175	Busselton - Sound Shell Cover (C)	-	-	-	50,000	50,000
15176	Barnard Park Picket Fence Rep (C)	-	-	-	120,000	120,000
15177	Hardscape - Minor upgrades (C)	-	-	-	50,000	50,000
15193	Coastal Stabilisation (CERMP2223-010) (C)	-	-	-	1,334,000	1,334,000

<b>City of Busseton</b> <b>Capital Acquisition/ Construction</b> <b>For Period Ended 31 August 2024</b>						
Project	Project Description	2024/25 Actual YTD	2024/25 Amended Budget YTD	2024/25 Original Budget YTD	2024/25 Amended Budget	2024/25 Budget Original
		\$	\$	\$	\$	\$
15204	Fire Danger Rating Signage (C)	-	-	-	132,000	132,000
15215	Replacement EW tanks at end of life (C)	-	-	-	45,000	45,000
15241	Barnard Park - Sport light Upgrade to LED (C)	-	-	-	100,000	100,000
15246	Provence Lake Water Quality (C)	4,475	-	-	10,000	10,000
15248	Stage1 Solar LED Repl - Abbey & VMR Quindalup (C)	-	-	-	55,718	55,718
15249	Vincent St Seawall Refb. - CERMPP 2223-011 (C)	-	-	-	160,000	160,000
15259	Dunsborough Playing Fields Lighting Upgrade (C)	134,902	-	-	250,000	250,000
	<b>Total Parks, Gardens and Reserves</b>	<b>218,883</b>	<b>121,320</b>	<b>121,320</b>	<b>5,694,292</b>	<b>5,694,292</b>
<b>Drainage Infrastructure</b>						
14880	Chapman Street Mitigate private property inundation(C)	29	-	-	-	-
14881	Dunsborough Lakes Drive No 69/71(C)	119,991	-	-	112,215	112,215
14883	Carey Street Drainage Renewals(C)	48,119	-	-	111,890	111,890
14886	Hester Steet Drainage Renewal SLK0.33 (C)	124	-	-	-	-
14945	WSUD Improv Drainage Outlets and Catchments(C)	1,170	-	-	27,000	27,000
15178	Alan Street pits& pipes (C)	-	524	524	31,446	31,446
15179	Barnard Road pits& pipes (C)	-	449	449	26,929	26,929
15180	Chieftan Cr pits&pipes (C)	-	1,111	1,111	66,683	66,683
15181	Gibney Street pits& pipes (C)	-	524	524	31,446	31,446
15182	Prowse Way pits&pipes (C)	-	-	-	130,099	130,099
15183	Bower Road pits&pipes (C)	-	2,731	2,731	163,866	163,866
15184	Beachfields Dr and Latrobe Pl pits&pipes (C)	-	790	790	47,398	47,398
15186	Norman, Rose St & Armstrong Road (C)	-	-	-	26,000	26,000
15195	Gifford Road Drainage (C)	-	-	-	42,096	42,096
15196	Bay View Crescent Drainage (C)	-	-	-	35,944	35,944
	<b>Total Drainage Infrastructure</b>	<b>169,432</b>	<b>6,130</b>	<b>6,130</b>	<b>853,010</b>	<b>853,010</b>
<b>Regional Airport and Industrial Park</b>						
10583	Airport Construction Stage 2, Airfield(C)	-	785	785	60,768	60,768
14838	BMRA - Apron Lighting(C)	-	-	-	62,890	62,890
15205	CBS X-Ray Equipment (C)	-	-	-	650,000	650,000
15206	Airport Public Car Park Expansion (C)	-	-	-	1,200,000	1,200,000
15207	BMRA Septic Upgrade (C)	-	-	-	660,000	660,000
15208	Aviramp (C)	-	-	-	220,000	220,000
15209	Check-in Desk/Injector (C)	-	-	-	150,000	150,000
	<b>Total Regional Airport and Industrial Park</b>	<b>-</b>	<b>785</b>	<b>785</b>	<b>3,003,658</b>	<b>3,003,658</b>
	<b>Infrastructure Total</b>	<b>705,061</b>	<b>709,253</b>	<b>709,253</b>	<b>23,256,707</b>	<b>23,256,707</b>
	<b>Grand Total</b>	<b>2,481,359</b>	<b>2,307,269</b>	<b>2,307,269</b>	<b>53,228,822</b>	<b>53,228,822</b>

**City of Busselton Reserve Movements**  
**For Period Ended 31 August 2024**

Project Number	Transaction Type	Project Description	YTD Actual	YTD Budget	Budget Original	YTD BudgetA	Budget Amended
<b>1006 - Building Reserve</b>							
10904	Opening Balance	Other General Purpose Funding(O)	(7,413,801)	(7,413,801)	(7,413,801)	(7,413,801)	(7,413,801)
10904	Interest Earned	Other General Purpose Funding(O)	(77,401)	(23,760)	(142,557)	(23,760)	(142,557)
10027	Transfer To Reserve	Asset Management Administration(O)	(424,628)	(424,628)	(2,547,765)	(424,628)	(2,547,765)
10025	Transfer From Reserve	Weld Theatre Upgrade (C)	0	0	68,178	0	68,178
10163	Transfer From Reserve	Old Fire Station Building(O)	0	0	15,525	0	15,525
10167	Transfer From Reserve	Dunsborough Hall(O)	0	0	5,000	0	5,000
10175	Transfer From Reserve	Yallingup Hall(O)	0	0	30,000	0	30,000
10217	Transfer From Reserve	Busselton Library(O)	0	0	10,000	0	10,000
10243	Transfer From Reserve	Depot Building-Busselton(O)	0	0	10,450	0	10,450
10599	Transfer From Reserve	Busselton Library Upgrade(C)	0	0	30,000	0	30,000
10642	Transfer From Reserve	Dunsborough Lakes Sporting Precinct-Pavilion/Changeroom F(C)	0	0	61,301	0	61,301
10787	Transfer From Reserve	Geographe Leisure Centre(C)	0	0	509,494	0	509,494
10840	Transfer From Reserve	NCC Upgrade(C)	0	0	50,000	0	50,000
10853	Transfer From Reserve	Asbestos Removal & Replacement(O)	0	0	51,750	0	51,750
10959	Transfer From Reserve	Churchill Park Hall (C)	0	0	103,500	0	103,500
11761	Transfer From Reserve	Abbey Beach Boat Ramp Toilets(O)	0	0	8,832	0	8,832
11783	Transfer From Reserve	Meelup-Toilets(O)	0	0	10,000	0	10,000
11794	Transfer From Reserve	Yallingup-Toilets(O)	0	0	30,000	0	30,000
12440	Transfer From Reserve	Energy Efficiency Initiatives (Various Buildings) (C)	0	0	100,000	0	100,000
12518	Transfer From Reserve	Bovell Park Transformer Building (C)	0	0	103,500	0	103,500
12550	Transfer From Reserve	Busselton Works Depot(C)	0	0	475,159	0	475,159
12796	Transfer From Reserve	Depot Training Room (C)	0	0	14,628	0	14,628
14938	Transfer From Reserve	Churchill Park Toilets (C)	0	0	400,000	0	400,000
14942	Transfer From Reserve	Lions Park Shopping Centre Toilets (C)	0	0	250,000	0	250,000
14943	Transfer From Reserve	Changing Places Accessable Ablutions (C)	0	0	100,000	0	100,000
15074	Transfer From Reserve	Vasse Toilet (C)	0	0	125,000	0	125,000
15075	Transfer From Reserve	Vasse Toilet (O)	0	0	36,225	0	36,225
15232	Transfer From Reserve	Busselton Works Depot - Roller Door Repl (C)	0	0	30,000	0	30,000
15233	Transfer From Reserve	Busselton Works Depot - Design Investigation DAIP (C)	0	0	50,000	0	50,000
15234	Transfer From Reserve	NCC - Installation of Protection Glass Window (C)	0	0	20,000	0	20,000
15235	Transfer From Reserve	Holgate Reserve Toilet - Investigation (C)	0	0	10,000	0	10,000
15236	Transfer From Reserve	GLC Fitness Gym - Replacement of Ceiling Tiles (C)	0	0	103,000	0	103,000
15237	Transfer From Reserve	GLC - Repl3 Units of Wall Mounted Water Fountain (C)	0	0	12,000	0	12,000
15238	Transfer From Reserve	NCC - Repl 2 Units of Wall Mounted Water Fountains (C)	0	0	9,000	0	9,000
15240	Transfer From Reserve	GLC - Repl of Outdoor Pool Sand Filter (C)	0	0	201,250	0	201,250
<i>Building Reserve Closing Balance</i>			(7,915,830)	(7,862,189)	(7,070,331)	(7,862,189)	(7,070,331)
<b>1010 - Busselton Jetty Tourist Park Reserve</b>							
10904	Opening Balance	Other General Purpose Funding(O)	(2,419,213)	(2,419,213)	(2,419,213)	(2,419,213)	(2,419,213)
10904	Interest Earned	Other General Purpose Funding(O)	(26,415)	(7,226)	(43,356)	(7,226)	(43,356)
10297	Transfer To Reserve	Busselton Jetty Tourist Park(O)	(158,898)	(158,898)	(953,374)	(158,898)	(953,374)
11040	Transfer From Reserve	Economic and Business Development(O)	0	110,283	165,424	110,283	165,424
12868	Transfer From Reserve	Busselton Jetty Tourist Park - Cabin Replacement/Upgrade (C)	0	0	540,000	0	540,000
<i>Busselton Jetty Tourist Park Reserve Closing Balance</i>			(2,604,525)	(2,475,054)	(2,710,519)	(2,475,054)	(2,710,519)
<b>1014 - City Car Parking and Access Reserve</b>							
10904	Opening Balance	Other General Purpose Funding(O)	(1,106,229)	(1,106,229)	(1,106,229)	(1,106,229)	(1,106,229)
10904	Interest Earned	Other General Purpose Funding(O)	(8,045)	(3,778)	(22,671)	(3,778)	(22,671)
10027	Transfer To Reserve	Asset Management Administration(O)	(31,254)	(31,254)	(187,529)	(31,254)	(187,529)
10609	Transfer From Reserve	Eagle Bay Carpark (Limestone Overflow) (C)	0	0	79,265	0	79,265
12694	Transfer From Reserve	Port Geographe Marina(Boat Ramp Stage 1)(C)	0	0	87,840	0	87,840
14873	Transfer From Reserve	Forrest Beach Horse Float Carparking Area(C)	0	0	121,372	0	121,372
14874	Transfer From Reserve	Disabled Parking Bays BussForeshore (Old ennisCourt)(C)	0	0	10,000	0	10,000
15219	Transfer From Reserve	ECU Peel Terrace - Accessible Parking Bays(C)	0	0	26,660	0	26,660
<i>City Car Parking and Access Reserve Closing Balance</i>			(1,145,529)	(1,141,261)	(991,292)	(1,141,261)	(991,292)
<b>1016 - Coastal and Climate Adaptation Reserve</b>							
10904	Opening Balance	Other General Purpose Funding(O)	(2,025,051)	(2,025,051)	(2,025,051)	(2,025,051)	(2,025,051)
10904	Interest Earned	Other General Purpose Funding(O)	(24,224)	(3,016)	(18,100)	(3,016)	(18,100)
10027	Transfer To Reserve	Asset Management Administration(O)	(215,949)	(215,949)	(1,295,699)	(215,949)	(1,295,699)
12811	Transfer From Reserve	Sand Re-Nourishment(O)	0	0	85,905	0	85,905
12873	Transfer From Reserve	Coastal Protection - Beach Monitoring Year 10 (O)	0	0	53,945	0	53,945
14736	Transfer From Reserve	PACP Coastal Grant Projects(O)	0	227,658	1,365,950	227,658	1,365,950
14929	Transfer From Reserve	Coastal Adaptation and Protection Plan(O)	0	0	175,530	0	175,530
15193	Transfer From Reserve	Coastal Stabilisation (CERMP2223-010) (C)	0	0	333,500	0	333,500
15249	Transfer From Reserve	Vincent St Seawall Refb. - CERMP 2223-011 (C)	0	0	40,000	0	40,000
<i>Coastal and Climate Adaptation Reserve Closing Balance</i>			(2,265,223)	(2,016,358)	(1,284,020)	(2,016,358)	(1,284,020)
<b>1030 - Corporate IT Systems Reserve</b>							
10904	Opening Balance	Other General Purpose Funding(O)	(1,007,337)	(1,007,337)	(1,007,337)	(1,007,337)	(1,007,337)
10904	Interest Earned	Other General Purpose Funding(O)	(13,104)	(1,822)	(10,934)	(1,822)	(10,934)
10027	Transfer To Reserve	Asset Management Administration(O)	(78,138)	(78,138)	(468,823)	(78,138)	(468,823)
12876	Transfer From Reserve	ICT Services - Equipment & Software Purchases(C)	0	0	1,432,000	0	1,432,000
<i>Corporate IT Systems Reserve Closing Balance</i>			(1,098,579)	(1,087,297)	(55,094)	(1,087,297)	(55,094)
<b>1032 - Election, Value and Corporate Expense Reserve</b>							
10904	Opening Balance	Other General Purpose Funding(O)	(405,431)	(405,431)	(405,431)	(405,431)	(405,431)
10904	Interest Earned	Other General Purpose Funding(O)	(2,934)	(1,596)	(9,578)	(1,596)	(9,578)
10830	Transfer To Reserve	Members of Council(O)	(25,078)	(25,078)	(150,470)	(25,078)	(150,470)
11126	Transfer From Reserve	Rates Administration(O)	0	0	380,000	0	380,000
<i>Election, Value and Corporate Expense Reserve Closing Balance</i>			(433,443)	(432,105)	(185,479)	(432,105)	(185,479)



**City of Busselton Reserve Movements**  
**For Period Ended 31 August 2024**

Project Number	Transaction Type	Project Description	YTD Actual	YTD Budget	Budget Original	YTD BudgetA	Budget Amended
<b>1035 - Footpath and Cycleways Reserve</b>							
10904	Opening Balance	Other General Purpose Funding(O)	(2,304,679)	(2,304,679)	(2,304,679)	(2,304,679)	(2,304,679)
10904	Interest Earned	Other General Purpose Funding(O)	(21,851)	(5,786)	(34,711)	(5,786)	(34,711)
10027	Transfer To Reserve	Asset Management Administration(O)	(248,342)	(248,342)	(1,490,054)	(248,342)	(1,490,054)
10741	Transfer From Reserve	Busselton CBD Footpath Renewal(C)	0	0	23,793	0	23,793
11986	Transfer From Reserve	Causeway Road Shared Path(C)	0	0	25,000	0	25,000
11987	Transfer From Reserve	Caves Road (C)	0	0	115,000	0	115,000
12444	Transfer From Reserve	Duchess Street (West St to Queen St left) (C)	0	0	167,460	0	167,460
12579	Transfer From Reserve	Peel Terrace (Cammilleri St to Brown St) (C)	0	0	19,330	0	19,330
12700	Transfer From Reserve	Signal Park(C)	0	0	72,670	0	72,670
14814	Transfer From Reserve	Townscape Works Busselton(C )	0	0	34,707	0	34,707
14887	Transfer From Reserve	Coastal Shared Path - Forth St to Holgate(C)	0	0	402,033	0	402,033
14893	Transfer From Reserve	Bay View Crescent - Curtis Bay Lot 62 to Lot 4(C)	0	0	100,000	0	100,000
14895	Transfer From Reserve	Vincent Street to Geographe Bay Road (Reserve 44343)(C)	0	0	432,000	0	432,000
14897	Transfer From Reserve	Naturaliste Terrace Footbridge Renewal #6017 Lot 254(C)	0	0	98,527	0	98,527
14899	Transfer From Reserve	Feasability Study - Dunsborough to Yallingup(O)	0	0	10,350	0	10,350
15187	Transfer From Reserve	Pedestrian Access Way (PAW) (C)	0	83,665	83,665	83,665	83,665
15201	Transfer From Reserve	Bussell Highway – Harvest Rd to Ray Av Footpath (C)	0	0	62,832	0	62,832
15220	Transfer From Reserve	Footpaths Albert/West Street Pedestrian Impr (C)	0	0	55,000	0	55,000
15221	Transfer From Reserve	Footpath BushWwy (Brd) William Cary Court, MoorhenStNovV(C)	0	0	235,000	0	235,000
15222	Transfer From Reserve	Footpaths Harris Road [Carey Street to Ford Road] (C)	0	0	260,712	0	260,712
15223	Transfer From Reserve	FootpathGreenfields Rd-Dun [Windlemere Dr to BallardLoop](C)	0	0	27,500	0	27,500
15224	Transfer From Reserve	Footpath Marri DriveDun [Naturaliste Ter- Cape Nat Rd] (C)	0	0	94,000	0	94,000
15225	Transfer From Reserve	Footpaths Dowell rd- [Vasse Bypass to Dowell Rd] (C)	0	0	12,500	0	12,500
15226	Transfer From Reserve	Footpaths Prince Regent Drive (C)	0	0	173,000	0	173,000
15227	Transfer From Reserve	Footpaths Dun Foreshore (R22965)Contrib.to path C1806/134 (C)	0	0	45,980	0	45,980
15228	Transfer From Reserve	FootpathAdelaideSt Des&SerApp[QueentoStanley St- rescope] (C)	0	0	30,000	0	30,000
<i>Footpath and Cycleways Reserve Closing Balance</i>			(2,574,872)	(2,475,142)	(1,248,385)	(2,475,142)	(1,248,385)
<b>1036 - Furniture and Equipment Reserve</b>							
10904	Opening Balance	Other General Purpose Funding(O)	(560,517)	(560,517)	(560,517)	(560,517)	(560,517)
10904	Interest Earned	Other General Purpose Funding(O)	(5,482)	(1,518)	(9,106)	(1,518)	(9,106)
10027	Transfer To Reserve	Asset Management Administration(O)	(20,836)	(20,836)	(125,019)	(20,836)	(125,019)
11124	Transfer From Reserve	Stakeholder Relations(O)	0	0	6,000	0	6,000
12878	Transfer From Reserve	Naturaliste Community Centre (NCC) - Purchase Office Furn(C)	0	0	16,000	0	16,000
15059	Transfer From Reserve	Sculpture By The Bay (C)	0	0	12,000	0	12,000
15250	Transfer From Reserve	Signage and grave markers (C)	0	0	7,000	0	7,000
15251	Transfer From Reserve	Bronze memorial tree for multiple memorials (C)	0	0	10,000	0	10,000
15256	Transfer From Reserve	Leisure Centre Spin Bikes (C)	0	0	180,000	0	180,000
<i>Furniture and Equipment Reserve Closing Balance</i>			(586,835)	(582,871)	(463,642)	(582,871)	(463,642)
<b>1038 - Jetty Reserve</b>							
10904	Opening Balance	Other General Purpose Funding(O)	(8,562,411)	(8,562,411)	(8,562,411)	(8,562,411)	(8,562,411)
10904	Interest Earned	Other General Purpose Funding(O)	(88,769)	(30,616)	(183,694)	(30,616)	(183,694)
10027	Transfer To Reserve	Asset Management Administration(O)	(57,948)	(57,948)	(347,689)	(57,948)	(347,689)
10048	Transfer To Reserve	Busselton Jetty(O)	(148,138)	(148,138)	(888,833)	(148,138)	(888,833)
10160	Transfer To Reserve	Equinox Cafe(O)	(17,251)	(17,251)	(103,500)	(17,251)	(103,500)
10161	Transfer To Reserve	Goose Café(O)	(9,416)	(9,416)	(56,500)	(9,416)	(56,500)
10162	Transfer To Reserve	Micro Brewery Building(O)	(17,167)	(17,167)	(103,000)	(17,167)	(103,000)
11704	Transfer To Reserve	Busselton Tennis Club Building (Old)(O)	(17)	(17)	(100)	(17)	(100)
11798	Transfer To Reserve	Hotel Site 2(O)	(15,002)	(15,002)	(90,000)	(15,002)	(90,000)
10048	Transfer From Reserve	Busselton Jetty(O)	0	311,829	1,870,973	311,829	1,870,973
10049	Transfer From Reserve	Busselton Jetty - Interpretive Centre(O)	0	0	15,508	0	15,508
10050	Transfer From Reserve	Busselton Jetty - Underwater Observatory(O)	0	0	30,080	0	30,080
10052	Transfer From Reserve	Jetty Maintenance Compound(O)	0	0	12,043	0	12,043
15254	Transfer From Reserve	Plant Purchases Jetty – Minor Plant (Non-Capital) (O)	0	0	5,600	0	5,600
<i>Jetty Reserve Closing Balance</i>			(8,916,118)	(8,546,137)	(8,401,523)	(8,546,137)	(8,401,523)
<b>1039 - Jetty Self Insurance Reserve</b>							
10904	Opening Balance	Other General Purpose Funding(O)	(789,868)	(789,868)	(789,868)	(789,868)	(789,868)
10904	Interest Earned	Other General Purpose Funding(O)	(8,618)	(3,270)	(19,620)	(3,270)	(19,620)
10048	Transfer To Reserve	Busselton Jetty(O)	(13,670)	(13,670)	(82,020)	(13,670)	(82,020)
<i>Jetty Self Insurance Reserve Closing Balance</i>			(812,156)	(806,808)	(891,508)	(806,808)	(891,508)
<b>1040 - Joint Venture Aged Housing Reserve (Harris/Winderlup)</b>							
10904	Opening Balance	Other General Purpose Funding(O)	(1,878,154)	(1,878,154)	(1,878,154)	(1,878,154)	(1,878,154)
10904	Interest Earned	Other General Purpose Funding(O)	(20,841)	(8,080)	(48,483)	(8,080)	(48,483)
11683	Transfer To Reserve	Harris Road Aged Housing(O)	(15,851)	(15,851)	(95,104)	(15,851)	(95,104)
11685	Transfer To Reserve	Winderlup Villas Aged Housing(O)	(2,684)	(2,684)	(16,100)	(2,684)	(16,100)
12231	Transfer From Reserve	Aged Housing Capital Improvements - Harris Road(C)	0	0	56,000	0	56,000
12233	Transfer From Reserve	Aged Housing Capital Improvements - Winderlup(C)	0	0	140,000	0	140,000
<i>Joint Venture Aged Housing Reserve (Harris/Winderlup) Closing Balance</i>			(1,917,530)	(1,904,769)	(1,841,841)	(1,904,769)	(1,841,841)
<b>1041 - Legal Expenses Reserve</b>							
10904	Opening Balance	Other General Purpose Funding(O)	(488,092)	(488,092)	(488,092)	(488,092)	(488,092)
10904	Interest Earned	Other General Purpose Funding(O)	(3,201)	(1,914)	(11,488)	(1,914)	(11,488)
10824	Transfer From Reserve	Legal Services(O)	0	103,500	155,250	103,500	155,250
<i>Legal Expenses Reserve Closing Balance</i>			(491,293)	(386,506)	(344,330)	(386,506)	(344,330)
<b>1042 - Locke Estate Reserve</b>							
10904	Opening Balance	Other General Purpose Funding(O)	(246,583)	(246,583)	(246,583)	(246,583)	(246,583)
10904	Interest Earned	Other General Purpose Funding(O)	(3,011)	(1,012)	(6,077)	(1,012)	(6,077)
10180	Transfer To Reserve	Locke Estate(O)	(2,667)	(2,667)	(16,000)	(2,667)	(16,000)
<i>Locke Estate Reserve Closing Balance</i>			(252,261)	(250,261)	(268,660)	(250,261)	(268,660)



**City of Busselton Reserve Movements**  
**For Period Ended 31 August 2024**

Project Number	Transaction Type	Project Description	YTD Actual	YTD Budget	Budget Original	YTD BudgetA	Budget Amended
<b>1043 - Long Service Leave Reserve</b>							
10904	Opening Balance	Other General Purpose Funding(O)	(3,840,456)	(3,840,456)	(3,840,456)	(3,840,456)	(3,840,456)
10904	Interest Earned	Other General Purpose Funding(O)	(31,656)	(16,858)	(101,146)	(16,858)	(101,146)
10810	Transfer To Reserve	Human Resources & Payroll(O)	(75,000)	(75,000)	(450,000)	(75,000)	(450,000)
10018	Transfer From Reserve	Animal Control(O)	0	275	1,652	275	1,652
10041	Transfer From Reserve	Building Services(O)	0	8,279	49,675	8,279	49,675
10678	Transfer From Reserve	Customer Services(O)	0	2,401	14,409	2,401	14,409
10706	Transfer From Reserve	Engineering Services Design PWOH(O)	0	2,937	17,621	2,937	17,621
10710	Transfer From Reserve	Environmental Health Services Administration(O)	0	1,259	7,557	1,259	7,557
10810	Transfer From Reserve	Human Resources & Payroll(O)	0	3,809	22,855	3,809	22,855
10811	Transfer From Reserve	Information & Communication Technology Services(O)	0	1,889	11,335	1,889	11,335
10899	Transfer From Reserve	Work Health and Safety(O)	0	1,062	6,370	1,062	6,370
10901	Transfer From Reserve	Civil Infrastructure Management PWOH(O)	0	5,113	30,678	5,113	30,678
10902	Transfer From Reserve	Civil Infrastructure Works PWOH(O)	0	15,053	90,316	15,053	90,316
10905	Transfer From Reserve	Other Law, Order & Public Safety(O)	0	2,818	16,907	2,818	16,907
11026	Transfer From Reserve	Planning and Development Management(O)	0	2,895	17,372	2,895	17,372
11127	Transfer From Reserve	Records(O)	0	2,985	17,908	2,985	17,908
12225	Transfer From Reserve	Waste and Fleet Management (PWOH)(O)	0	1,172	7,033	1,172	7,033
12258	Transfer From Reserve	Statutory Planning(O)	0	4,457	26,744	4,457	26,744
12408	Transfer From Reserve	Venues & Bookings(O)	0	1,593	9,556	1,593	9,556
15156	Transfer From Reserve	Manager Planning and Development (O)	0	435	2,611	435	2,611
15188	Transfer From Reserve	Organisational Development (O)	0	630	3,778	630	3,778
<i>Long Service Leave Reserve Closing Balance</i>			(3,947,112)	(3,873,251)	(4,037,225)	(3,873,251)	(4,037,225)
<b>1045 - Events, Marketing and Business Development Reserve</b>							
10904	Opening Balance	Other General Purpose Funding(O)	(319,812)	(319,812)	(319,812)	(319,812)	(319,812)
10904	Interest Earned	Other General Purpose Funding(O)	7,172	(436)	(2,618)	(436)	(2,618)
10188	Transfer To Reserve	Events and Culture(O)	(267,411)	(267,411)	(1,604,471)	(267,411)	(1,604,471)
10022	Transfer From Reserve	Saltwater (O)	0	0	100,000	0	100,000
10188	Transfer From Reserve	Events and Culture(O)	0	0	1,742,956	0	1,742,956
<i>Events, Marketing and Business Development Reserve Closing Balance</i>			(580,052)	(587,660)	(83,945)	(587,660)	(83,945)
<b>1047 - New Infrastructure Development Reserve</b>							
10904	Opening Balance	Other General Purpose Funding(O)	(2,753,392)	(2,753,392)	(2,753,392)	(2,753,392)	(2,753,392)
10904	Interest Earned	Other General Purpose Funding(O)	(27,774)	(5,670)	(34,023)	(5,670)	(34,023)
10904	Transfer To Reserve	Other General Purpose Funding(O)	(83,333)	(83,333)	(500,000)	(83,333)	(500,000)
10642	Transfer From Reserve	Dunsborough Lakes Sporting Precinct-Pavilion/Changeroom F(C)	0	0	122,227	0	122,227
12407	Transfer From Reserve	Dunsborough Lakes Sporting Precinct (Stage 1)(C)	0	0	358,777	0	358,777
15073	Transfer From Reserve	Lot 9020 Dunsborough (C)	0	0	1,227,727	0	1,227,727
<i>New Infrastructure Development Reserve Closing Balance</i>			(2,864,500)	(2,842,396)	(1,578,684)	(2,842,396)	(1,578,684)
<b>1048 - Other Infrastructure Reserve</b>							
10904	Opening Balance	Other General Purpose Funding(O)	(899,444)	(899,444)	(899,444)	(899,444)	(899,444)
10904	Interest Earned	Other General Purpose Funding(O)	(38)	(2,762)	(16,574)	(2,762)	(16,574)
10027	Transfer To Reserve	Asset Management Administration(O)	(74,712)	(74,712)	(448,270)	(74,712)	(448,270)
10904	Transfer To Reserve	Other General Purpose Funding(O)	(74,294)	(74,294)	(445,762)	(74,294)	(445,762)
10157	Transfer From Reserve	Busselton Cemetery(O)	0	0	52,038	0	52,038
10158	Transfer From Reserve	Dunsborough Cemetery(O)	0	0	24,586	0	24,586
10159	Transfer From Reserve	Pioneer Cemetery(O)	0	0	6,458	0	6,458
10251	Transfer From Reserve	LED Street Light Replacement Program(O)	0	0	35,000	0	35,000
10700	Transfer From Reserve	Dunsborough Cemetery(C)	0	0	56,276	0	56,276
13003	Transfer From Reserve	Blythe Road(C)	0	0	76,000	0	76,000
14881	Transfer From Reserve	Dunsborough Lakes Drive No 69/71(C)	0	0	112,215	0	112,215
14883	Transfer From Reserve	Carey Street Drainage Renewals(C)	0	0	111,890	0	111,890
14945	Transfer From Reserve	WSUD Improv Drainage Outlets and Catchments(C)	0	0	27,000	0	27,000
15184	Transfer From Reserve	Beachfields Dr and Latrobe P oits&pipes (C)	0	0	47,398	0	47,398
15186	Transfer From Reserve	Norman, Rose St & Armstrong Road (C)	0	0	26,000	0	26,000
15195	Transfer From Reserve	Gifford Road Drainage (C)	0	0	42,096	0	42,096
15196	Transfer From Reserve	Bay View Crescent Drainage (C)	0	0	35,944	0	35,944
<i>Other Infrastructure Reserve Closing Balance</i>			(1,048,487)	(1,051,212)	(1,157,149)	(1,051,212)	(1,157,149)

**City of Busseton Reserve Movements**
**For Period Ended 31 August 2024**

Project Number	Transaction Type	Project Description	YTD Actual	YTD Budget	Budget Original	YTD BudgetA	Budget Amended
<b>1049 - Parks and Reserves Reserve</b>							
10904	Opening Balance	Other General Purpose Funding(O)	(1,151,871)	(1,151,871)	(1,151,871)	(1,151,871)	(1,151,871)
10904	Interest Earned	Other General Purpose Funding(O)	891	(3,420)	(20,523)	(3,420)	(20,523)
10027	Transfer To Reserve	Asset Management Administration(O)	(256,440)	(256,440)	(1,538,642)	(256,440)	(1,538,642)
10597	Transfer From Reserve	Busseton Cemetery Infrastructure Upgrades(C)	0	0	30,000	0	30,000
10765	Transfer From Reserve	Foreshore Busseton - High Street to Carey Street(C)	0	0	50,000	0	50,000
10766	Transfer From Reserve	Foreshore Yallingup Capital(C)	0	0	20,000	0	20,000
10951	Transfer From Reserve	Mitchell Park Upgrade(C)	0	0	37,000	0	37,000
10952	Transfer From Reserve	Possum Park Barnard East Upgrade(C)	0	0	30,000	0	30,000
10953	Transfer From Reserve	Youth Skate Park(C)	0	0	70,000	0	70,000
10963	Transfer From Reserve	Minor Capital Improvements, Fencing, Seating, Lighting et(C)	0	0	50,000	0	50,000
10965	Transfer From Reserve	P&E - P&G Smart Technologies(C)	0	0	108,241	0	108,241
10967	Transfer From Reserve	New Shade Sails – multiple locations (C)	0	0	175,000	0	175,000
10979	Transfer From Reserve	Irrigation Renewal(C)	0	0	203,198	0	203,198
11024	Transfer From Reserve	Pioneer Cemetery - Implement Conservation Plan(C)	0	0	35,000	0	35,000
11035	Transfer From Reserve	Park Furniture Renewals - Replace aged & unsafe Equip(C)	0	0	55,000	0	55,000
11036	Transfer From Reserve	Playgrounds General - Replacement of playground equipment(C)	0	0	275,300	0	275,300
11109	Transfer From Reserve	BBQ Placement and Replacement(C)	0	0	34,000	0	34,000
12251	Transfer From Reserve	Cricket Nets & Wickets (C)	0	0	24,000	0	24,000
12257	Transfer From Reserve	Busseton Townscape Street Furniture Renewals (C)	0	0	40,000	0	40,000
12511	Transfer From Reserve	Dunsborough - BMX / Skatebowl(C)	0	0	5,000	0	5,000
12528	Transfer From Reserve	Dunsborough Town Centre/ Foreshore(C)	0	0	30,000	0	30,000
12562	Transfer From Reserve	Holgate Road - Coastal Nodes Up (C)	0	0	183,400	0	183,400
12656	Transfer From Reserve	Beach Access stairs Renewals(C)	0	0	130,000	0	130,000
12819	Transfer From Reserve	Beach Enclosures(C)	0	0	65,000	0	65,000
12846	Transfer From Reserve	Mitchell Park Landscape Upgrade Stage 2(C)	0	0	66,000	0	66,000
14900	Transfer From Reserve	Metricup Cemetery - Paths & Ashes itemment(C)	0	0	10,000	0	10,000
14904	Transfer From Reserve	Beach Shower/Water Fountain Up& Ren (C)	0	0	20,000	0	20,000
14906	Transfer From Reserve	Dunsborough Oval Skatepark Lighting Renewal(C)	0	0	69,890	0	69,890
14917	Transfer From Reserve	Meelup Regional Park - Capital Projects(C)	0	0	52,325	0	52,325
15175	Transfer From Reserve	Busseton - Sound Shell Cover (C)	0	0	50,000	0	50,000
15176	Transfer From Reserve	Barnard Park Picket Fence Rep (C)	0	0	120,000	0	120,000
15177	Transfer From Reserve	Hardscape - Minor upgrades (C)	0	0	50,000	0	50,000
15241	Transfer From Reserve	Barnard Park - Sport light Upgrade to LED (C)	0	0	100,000	0	100,000
15248	Transfer From Reserve	Stage1 Solar LED Repl - Abbey & VMR Quindalup (C)	0	0	55,718	0	55,718
15259	Transfer From Reserve	Dunsborough Playing Fields Lighting Upgrade (C)	0	0	250,000	0	250,000
<i>Parks and Reserves Reserve Closing Balance</i>			<b>(1,407,420)</b>	(1,411,731)	(216,964)	(1,411,731)	(216,964)
<b>1050 - Performing Arts and Convention Centre Reserve</b>							
10904	Opening Balance	Other General Purpose Funding(O)	(2,591,695)	(2,591,695)	(2,591,695)	(2,591,695)	(2,591,695)
10904	Interest Earned	Other General Purpose Funding(O)	(26,057)	(10,768)	(64,602)	(10,768)	(64,602)
<i>Performing Arts and Convention Centre Reserve Closing Balance</i>			<b>(2,617,752)</b>	(2,602,463)	(2,656,297)	(2,602,463)	(2,656,297)

**City of Busselton Reserve Movements**  
**For Period Ended 31 August 2024**

Project Number	Transaction Type	Project Description	YTD Actual	YTD Budget	Budget Original	YTD BudgetA	Budget Amended
<b>1051 - Plant Replacement Reserve</b>							
10904	Opening Balance	Other General Purpose Funding(O)	(3,049,040)	(3,049,040)	(3,049,040)	(3,049,040)	(3,049,040)
10904	Interest Earned	Other General Purpose Funding(O)	(31,795)	(1,114)	(6,689)	(1,114)	(6,689)
10027	Transfer To Reserve	Asset Management Administration(O)	(275,316)	(275,316)	(1,651,894)	(275,316)	(1,651,894)
10448	Transfer From Reserve	Miscellaneous Plant & Equipment(O)	0	0	19,375	0	19,375
12881	Transfer From Reserve	HINO FD1024 Beavertail Truck (Turf) (C)	0	0	80,000	0	80,000
12882	Transfer From Reserve	Isuzu NPR65-190 Single Cab (Turf) (C)	0	0	80,000	0	80,000
12887	Transfer From Reserve	Plant Purchases (P11) - Redexim Easyspread 1600 Sand Spre(C)	0	0	20,000	0	20,000
12888	Transfer From Reserve	HINO FS2848 Tipper Truck (C&M) (C)	0	0	250,060	0	250,060
12889	Transfer From Reserve	Plant Purchases (P12) - Speed Display/VMB single axle tra(C)	0	0	29,500	0	29,500
12890	Transfer From Reserve	Caterpillar CS56 Roller (C&M) (C)	0	0	170,000	0	170,000
12892	Transfer From Reserve	ISUZU FVZ1400 Tipper Truck (C&M) (C)	0	0	250,060	0	250,060
12897	Transfer From Reserve	ISUZU D-MAX SX 4X2 SINGLE CAB UTILITY (IRRIGATION) (C)	0	0	31,158	0	31,158
12898	Transfer From Reserve	ITSUBISHI TRITON 4X2 SINGLE CAB UTE (P&G) (C)	0	0	31,158	0	31,158
14775	Transfer From Reserve	Plant Purchases (P11) - Minor Plant (Non-Capital)(O)	0	0	15,000	0	15,000
14776	Transfer From Reserve	Plant Purchases (P12) - Minor Plant (Non-Capital)(O)	0	0	20,000	0	20,000
14818	Transfer From Reserve	Wheeled 20t excavator Inc. Accessories(C)	0	0	485,000	0	485,000
14819	Transfer From Reserve	Positrak (Cat 299) with Accessories (C)	0	0	250,000	0	250,000
14820	Transfer From Reserve	Trailer for Towing Positrak & Traffic Lights(C)	0	0	40,000	0	40,000
14954	Transfer From Reserve	ITSUBISHI TRITON 4x2 SINGLE CAB (C)	0	0	25,000	0	25,000
15004	Transfer From Reserve	HUSQVARNA RC318T RIDE ON MOWER (C)	0	0	15,000	0	15,000
15006	Transfer From Reserve	HINO 917 CREW CAB (C&M) (C)	0	0	80,000	0	80,000
15008	Transfer From Reserve	ISUZU NPR400 CREW CAB (C&M) (C)	0	0	80,000	0	80,000
15013	Transfer From Reserve	HINO GH1728 AUTO TRUCK (C&M) (C)	0	0	350,000	0	350,000
15016	Transfer From Reserve	HINO GF1628 REAR TIPPING TRUCK (P&G) (C)	0	0	100,000	0	100,000
15018	Transfer From Reserve	TORO 4010D GROUNDMASTER MOWER (P&G) (C)	0	0	130,000	0	130,000
15023	Transfer From Reserve	ISUZU DMAX 4X2 SINGLE CAB (P&G) FORESHORE IRRIGATION (C)	0	0	31,158	0	31,158
15032	Transfer From Reserve	SUBARU OUTBACK 2.5i PREMIUM WAGON (C)	0	0	24,753	0	24,753
15113	Transfer From Reserve	CATERPILLAR 12M GRADER (CONSTR.) Reo.P103003(C)	0	0	306,600	0	306,600
15114	Transfer From Reserve	Hako Citymaster 1600 Road Sweeper (C)	0	0	135,154	0	135,154
15116	Transfer From Reserve	HUSQVARNA SC18 TURF CUTTER (P&Gs) (C)	0	11,300	11,300	11,300	11,300
15117	Transfer From Reserve	CATERPILLAR 432F LOADER BACKHOE (C)	0	0	160,000	0	160,000
15118	Transfer From Reserve	ISUZU NQR87-190 CREW CAB TRAY BACK (FOOT CREW) (C)	0	0	68,000	0	68,000
15119	Transfer From Reserve	ISUZU FTR900 MED SIDE & REAR TIPPER (CONSTR.) (C)	0	0	122,000	0	122,000
15120	Transfer From Reserve	HOWARD HEAVY DUTY 180 ROTASLASHER (P&G) (C)	0	0	9,500	0	9,500
15121	Transfer From Reserve	LANDBOSS LE 4X4 MULE (FORESHORE CREW) (C)	0	0	15,000	0	15,000
15122	Transfer From Reserve	Mazda 6 Sport wagon BSN56BX (Stat Pl Coord) (C)	0	0	17,971	0	17,971
15123	Transfer From Reserve	Nissan XTRAIL STL 4x4 SUV (Pl. Coord) (C)	0	0	18,306	0	18,306
15124	Transfer From Reserve	Mitsubishi Outlander LS AWD : BSN86BX (P&Gs Coord) (C)	0	0	17,155	0	17,155
15126	Transfer From Reserve	Mitsubishi Pajero Sport GLX 4x4 (New) (Rec Adm) (C)	0	0	19,000	0	19,000
15127	Transfer From Reserve	Mitsubishi Pajero Sport GLX (IT) (C)	0	0	18,835	0	18,835
15130	Transfer From Reserve	TOYOTA HILUX SR 4X4CAB UTILITY (WOR SUPVR) (C)	0	0	25,596	0	25,596
15131	Transfer From Reserve	TOYOTA HILUX SR 4X4 (Hort Supervisor) (C)	0	0	22,780	0	22,780
15132	Transfer From Reserve	ISUZU DMAX 4X4 WITH TRAY (Turf Maint Supvr) (C)	0	0	22,942	0	22,942
15133	Transfer From Reserve	TOYOTA HILUX 4X4 UTE WITH TRAY (WORKSHOP) (C)	0	0	29,913	0	29,913
15134	Transfer From Reserve	TOYOTA HILUX 4X4 WITH TRAY (IRR SUP) (C)	0	0	23,914	0	23,914
15135	Transfer From Reserve	FORD RANGER XL 3.2L WITH TRAY PX 3.2 (SIGNS & TRAD) (C)	0	0	22,843	0	22,843
15136	Transfer From Reserve	Toyota Hilux 4x4 Single Cab (Parks Maint) (C)	0	0	24,586	0	24,586
15137	Transfer From Reserve	Toyota Hilux 4x4 Extra Cab with Tray (P&G) (C)	0	0	14,627	0	14,627
15138	Transfer From Reserve	Mitsubishi Triton Dual Cab 4WD (C&M Coordinator) (C)	0	0	17,605	0	17,605
15139	Transfer From Reserve	Ford Ranger Wildtrack (C)	0	0	24,331	0	24,331
15210	Transfer From Reserve	GLC - Floor Scrubber (C)	0	0	23,000	0	23,000
15211	Transfer From Reserve	NCC- Outdoor Playground Creche (C)	0	0	13,000	0	13,000
15213	Transfer From Reserve	Drone with LiDAR capabilities (C)	0	0	28,000	0	28,000
15215	Transfer From Reserve	Replacement EW tanks at end of life (C)	0	0	45,000	0	45,000
15216	Transfer From Reserve	Tow behind roller (for utility vehicle) (C)	0	0	135,000	0	135,000
15260	Transfer From Reserve	OUTFRONT MOWER Dunsborough (C)	0	0	26,045	0	26,045
<b>Plant Replacement Reserve Closing Balance</b>			<b>(3,356,152)</b>	<b>(3,314,170)</b>	<b>(682,398)</b>	<b>(3,314,170)</b>	<b>(682,398)</b>
<b>1052 - Port Geographe Development Reserve (Council)</b>							
10904	Opening Balance	Other General Purpose Funding(O)	(36,835)	(36,835)	(36,835)	(36,835)	(36,835)
10904	Interest Earned	Other General Purpose Funding(O)	757	(116)	(691)	(116)	(691)
10325	Transfer To Reserve	Port Geographe(O)	(10,758)	(10,758)	(64,544)	(10,758)	(64,544)
10767	Transfer From Reserve	Port Geographe General Improvements/ Foreshore(C)	0	0	54,000	0	54,000
14901	Transfer From Reserve	Port Geographe POS Retaining Wall Renewals(C)	0	0	28,034	0	28,034
<b>Port Geographe Development Reserve (Council) Closing Balance</b>			<b>(46,836)</b>	<b>(47,709)</b>	<b>(20,036)</b>	<b>(47,709)</b>	<b>(20,036)</b>
<b>1053 - Port Geographe Waterways Management (SAR) Reserve</b>							
10904	Opening Balance	Other General Purpose Funding(O)	(3,090,466)	(3,090,466)	(3,090,466)	(3,090,466)	(3,090,466)
10904	Interest Earned	Other General Purpose Funding(O)	(27,951)	(12,622)	(75,735)	(12,622)	(75,735)
10325	Transfer To Reserve	Port Geographe(O)	(45,437)	(45,437)	(272,625)	(45,437)	(272,625)
10325	Transfer From Reserve	Port Geographe(O)	0	0	420,385	0	420,385
<b>Port Geographe Waterways Management (SAR) Reserve Closing Balance</b>			<b>(3,163,853)</b>	<b>(3,148,524)</b>	<b>(3,018,441)</b>	<b>(3,148,524)</b>	<b>(3,018,441)</b>
<b>1054 - Professional Development Reserve</b>							
10904	Opening Balance	Other General Purpose Funding(O)	(132,962)	(132,962)	(132,962)	(132,962)	(132,962)
10904	Interest Earned	Other General Purpose Funding(O)	(817)	(494)	(2,968)	(494)	(2,968)
10810	Transfer From Reserve	Human Resources & Payroll(O)	0	0	40,000	0	40,000
<b>Professional Development Reserve Closing Balance</b>			<b>(133,780)</b>	<b>(133,456)</b>	<b>(95,930)</b>	<b>(133,456)</b>	<b>(95,930)</b>
<b>1055 - Provenance Landscape Maintenance (SAR) Reserve</b>							
10904	Opening Balance	Other General Purpose Funding(O)	(1,692,735)	(1,692,735)	(1,692,735)	(1,692,735)	(1,692,735)
10904	Interest Earned	Other General Purpose Funding(O)	(17,039)	(6,406)	(38,431)	(6,406)	(38,431)
10966	Transfer To Reserve	Provenance SAR Area General Improvements to the Area(C)	(36,494)	(36,494)	(218,957)	(36,494)	(218,957)
10289	Transfer From Reserve	Almond Green Park (Provenance)(O)	0	0	20,089	0	20,089
10291	Transfer From Reserve	Avignon Park (Provenance)(O)	0	0	5,453	0	5,453
10311	Transfer From Reserve	Lavender Park (Provenance)(O)	0	0	5,453	0	5,453
10429	Transfer From Reserve	Streetscape Medians (Provenance)(O)	0	0	4,429	0	4,429
10966	Transfer From Reserve	Provenance SAR Area General Improvements to the Area(C)	0	0	100,000	0	100,000
11725	Transfer From Reserve	Yalyalup Half Court(O)	0	0	796	0	796
15246	Transfer From Reserve	Provenance Lake Water Quality (C)	0	0	10,000	0	10,000
<b>Provenance Landscape Maintenance (SAR) Reserve Closing Balance</b>			<b>(1,746,268)</b>	<b>(1,735,635)</b>	<b>(1,803,903)</b>	<b>(1,735,635)</b>	<b>(1,803,903)</b>

**City of Busselton Reserve Movements**  
**For Period Ended 31 August 2024**

Project Number	Transaction Type	Project Description	YTD Actual	YTD Budget	Budget Original	YTD BudgetA	Budget Amended
<b>1058 - Road Reserve</b>							
10904	Opening Balance	Other General Purpose Funding(O)	(3,203,367)	(3,203,367)	(3,203,367)	(3,203,367)	(3,203,367)
10904	Interest Earned	Other General Purpose Funding(O)	(7,995)	(9,106)	(54,638)	(9,106)	(54,638)
10027	Transfer To Reserve	Asset Management Administration(O)	(351,915)	(703,830)	(4,222,983)	(703,830)	(4,222,983)
11189	Transfer From Reserve	Metricup Yelverton Road - Gravel Resheet(C)	0	0	120,000	0	120,000
12005	Transfer From Reserve	Payne Road(C)	0	0	155,460	0	155,460
12011	Transfer From Reserve	Vasse Yallingup Siding Road(C)	0	0	360,000	0	360,000
12597	Transfer From Reserve	Hairpin Road(C)	0	0	16,000	0	16,000
12600	Transfer From Reserve	Payne Road - Upgrade(C)	0	0	250,000	0	250,000
12611	Transfer From Reserve	North Jindong Road(C)	0	0	573,273	0	573,273
12670	Transfer From Reserve	Barlee Street(C)	0	0	201,150	0	201,150
12671	Transfer From Reserve	Florence Road(C)	0	0	14,081	0	14,081
12678	Transfer From Reserve	Rendezvous Road Reseal & Rut Correction(C)	0	0	212,510	0	212,510
12827	Transfer From Reserve	Commonage Road(C)	0	0	539,117	0	539,117
12837	Transfer From Reserve	Pre-emptive Design Works (C)	0	0	67,100	0	67,100
12845	Transfer From Reserve	General Design / Modelling Works (O)	0	53,333	320,000	53,333	320,000
14835	Transfer From Reserve	West Street Resurfacing SLK 1.00 to 1.15(C)	0	0	150,000	0	150,000
14851	Transfer From Reserve	Strelley Street - Rehabilitation SLK 0.05 to 1.2 (C)	0	0	72,979	0	72,979
14853	Transfer From Reserve	Jalbaragup Road - Reseal SLK 0 to 10.75 (C)	0	0	485,913	0	485,913
14866	Transfer From Reserve	Old Vasse Highway - Reseal SLK 0 to 1.83 (C)	0	0	13,535	0	13,535
15161	Transfer From Reserve	John Street (C)	0	0	63,293	0	63,293
15162	Transfer From Reserve	Karinga Road (C)	0	0	29,664	0	29,664
15163	Transfer From Reserve	Pearce Road (Abbey) (C)	0	0	35,292	0	35,292
15164	Transfer From Reserve	Alan Street (C)	0	0	157,779	0	157,779
15165	Transfer From Reserve	Barnard Road (C)	0	0	151,980	0	151,980
15166	Transfer From Reserve	Chieftain Cr (C)	0	0	219,237	0	219,237
15167	Transfer From Reserve	Clark Street (C)	0	0	77,000	0	77,000
15168	Transfer From Reserve	Gibney Street (C)	0	0	36,193	0	36,193
15169	Transfer From Reserve	Clubhouse Drive (C)	0	0	176,387	0	176,387
15170	Transfer From Reserve	Prowse Way (C)	0	0	267,018	0	267,018
15171	Transfer From Reserve	St Andrews Lane (C)	0	0	40,354	0	40,354
15172	Transfer From Reserve	Peppermint Way (C)	0	0	18,031	0	18,031
15174	Transfer From Reserve	Marrinup Drive (C)	0	0	202,000	0	202,000
15178	Transfer From Reserve	Alan Street pits& pipes (C)	0	0	31,446	0	31,446
15179	Transfer From Reserve	Barnard Road pits& pipes (C)	0	0	26,929	0	26,929
15180	Transfer From Reserve	Chieftan Cr pits&pipes (C)	0	0	66,683	0	66,683
15181	Transfer From Reserve	Gibney Street pits& pipes (C)	0	0	31,446	0	31,446
15182	Transfer From Reserve	Prowse Way pits&pipes (C)	0	0	130,099	0	130,099
15183	Transfer From Reserve	Bower Road pits&pipes (C)	0	0	163,866	0	163,866
15194	Transfer From Reserve	Chapman Hill Road [State Blackspot Prg] (C)	0	0	16,000	0	16,000
15197	Transfer From Reserve	Cabarita Road - Asphalt overlay (C)	0	0	29,224	0	29,224
15198	Transfer From Reserve	Bussell Highway - Broadwater Boul Roundabout Design (C)	0	0	15,000	0	15,000
15199	Transfer From Reserve	Siesta Park Road - Asphalt Overlay (C)	0	0	108,811	0	108,811
15202	Transfer From Reserve	Bussell Highway - Widening and Cycleway (C)	0	0	250,000	0	250,000
15230	Transfer From Reserve	Portable Speed Awareness Monitors (SAM signs) (C)	0	0	40,000	0	40,000
15231	Transfer From Reserve	Bus Infrastructure (C)	0	0	40,000	0	40,000
15263	Transfer From Reserve	Queen Street/ Kent Street Rotary (C)	0	0	58,214	0	58,214
15264	Transfer From Reserve	Queen Street / Prince Street Rotary (C)	0	0	50,337	0	50,337
15265	Transfer From Reserve	West Street / Kent Street Rotary (C)	0	0	57,641	0	57,641
15266	Transfer From Reserve	Harris Road / Cammilleri Street Rotary (C)	0	0	54,918	0	54,918
<b>Road Reserve Closing Balance</b>			<b>(3,563,278)</b>	<b>(3,862,970)</b>	<b>(1,285,028)</b>	<b>(3,862,970)</b>	<b>(1,285,028)</b>
<b>1059 - Sick Pay Incentive Reserve</b>							
10904	Opening Balance	Other General Purpose Funding(O)	(72,502)	(72,502)	(72,502)	(72,502)	(72,502)
10904	Interest Earned	Other General Purpose Funding(O)	(576)	(344)	(2,058)	(344)	(2,058)
<b>Sick Pay Incentive Reserve Closing Balance</b>			<b>(73,078)</b>	<b>(72,846)</b>	<b>(74,560)</b>	<b>(72,846)</b>	<b>(74,560)</b>
<b>1060 - Strategic Projects Reserve</b>							
10904	Opening Balance	Other General Purpose Funding(O)	(2,756,260)	(2,756,260)	(2,756,260)	(2,756,260)	(2,756,260)
10904	Interest Earned	Other General Purpose Funding(O)	(21,459)	(11,136)	(66,813)	(11,136)	(66,813)
15190	Transfer From Reserve	Sues Road Land(C)	0	0	2,672,534	0	2,672,534
<b>Strategic Projects Reserve Closing Balance</b>			<b>(2,777,719)</b>	<b>(2,767,396)</b>	<b>(150,539)</b>	<b>(2,767,396)</b>	<b>(150,539)</b>
<b>1061 - Vasse Newtown Landscape Maintenance (SAR) Reserve</b>							
10904	Opening Balance	Other General Purpose Funding(O)	(693,041)	(693,041)	(693,041)	(693,041)	(693,041)
10904	Interest Earned	Other General Purpose Funding(O)	(6,399)	(2,812)	(16,875)	(2,812)	(16,875)
10969	Transfer To Reserve	Vasse SAR Area General Improvements to the Area(C)	(35,131)	(35,131)	(210,780)	(35,131)	(210,780)
10266	Transfer From Reserve	Southern Wetland - Bush Area Lot 2007 (Newtown)(O)	0	0	1,991	0	1,991
10317	Transfer From Reserve	Southern Wetland - Heritage Park Lot 2013 (Newtown)(O)	0	0	2,057	0	2,057
10372	Transfer From Reserve	Northern POS (Newtown)(O)	0	0	17,433	0	17,433
10428	Transfer From Reserve	Streetscape Medians (Newtown)(O)	0	0	4,049	0	4,049
10969	Transfer From Reserve	Vasse SAR Area General Improvements to the Area(C)	0	0	85,000	0	85,000
11541	Transfer From Reserve	East Central (Wakeham Circle Newtown)(O)	0	0	10,179	0	10,179
11809	Transfer From Reserve	West Central (Elijah Circle Newtown)(O)	0	0	11,813	0	11,813
15247	Transfer From Reserve	Vasse Birchfields - Decorative Elements (C)	0	0	10,000	0	10,000
<b>Vasse Newtown Landscape Maintenance (SAR) Reserve Closing Balance</b>			<b>(734,571)</b>	<b>(730,984)</b>	<b>(778,174)</b>	<b>(730,984)</b>	<b>(778,174)</b>

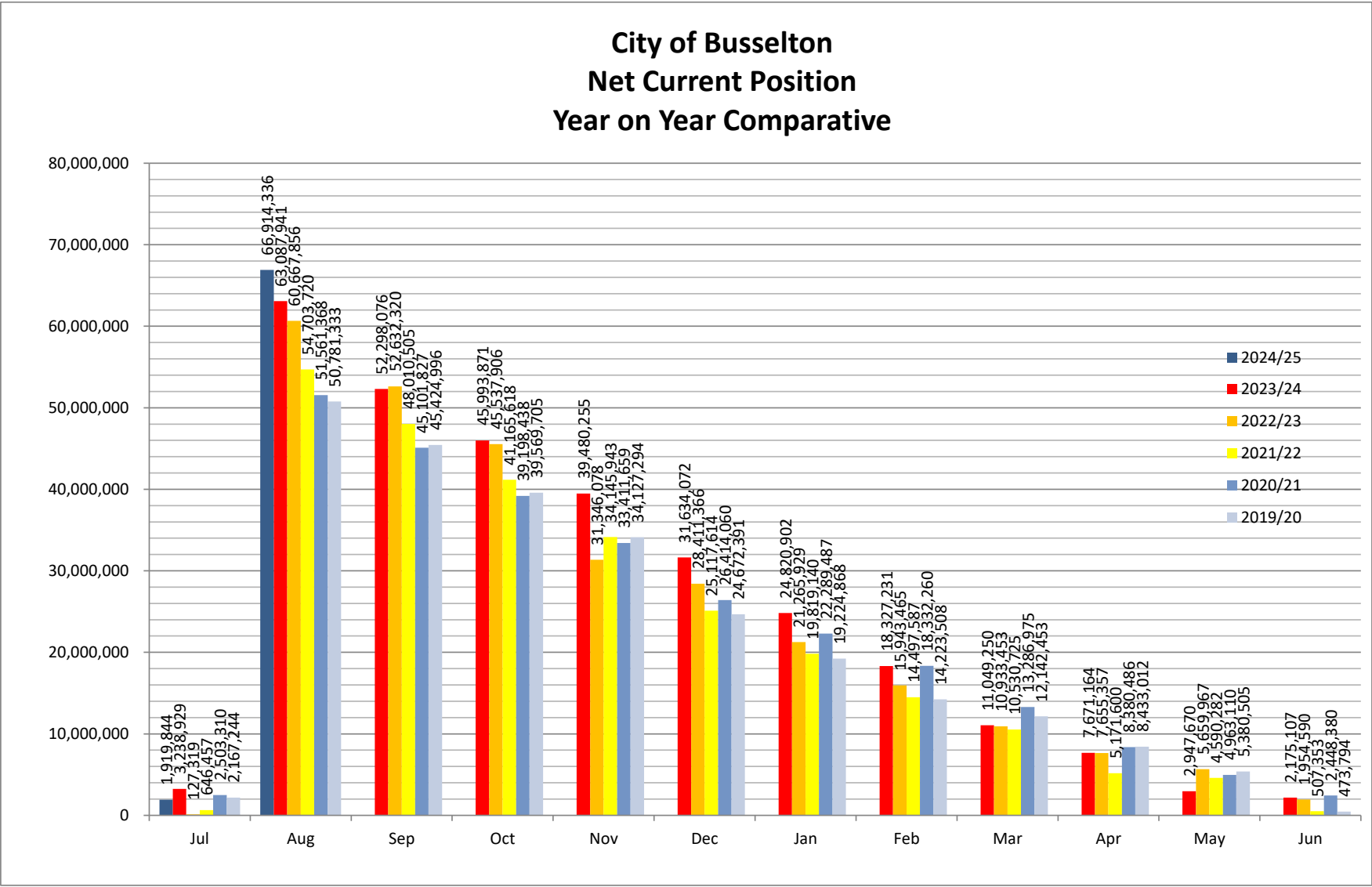
**City of Busseton Reserve Movements**  
**For Period Ended 31 August 2024**

Project Number	Transaction Type	Project Description	YTD Actual	YTD Budget	Budget Original	YTD BudgetA	Budget Amended
<b>1063 - Waste Management Facility and Plant Reserve</b>							
10904	Opening Balance	Other General Purpose Funding(O)	(3,497,274)	(3,497,274)	(3,497,274)	(3,497,274)	(3,497,274)
10904	Interest Earned	Other General Purpose Funding(O)	(11,379)	(1,812)	(10,866)	(1,812)	(10,866)
12419	Transfer To Reserve	Rubbish Sites Development(O)	(419,733)	(419,733)	(2,518,400)	(419,733)	(2,518,400)
10904	Transfer From Reserve	Other General Purpose Funding(O)	0	0	1,472	0	1,472
12425	Transfer From Reserve	Busseton Landfill Post-closure Capping, Rehab & Remediat(C)	0	0	0	0	0
12428	Transfer From Reserve	Re-use shop Busseton Transfer Station(C)	0	0	38,935	0	38,935
14962	Transfer From Reserve	WATER TANK FOR DUST SUPPRESSION (C)	0	0	25,000	0	25,000
14966	Transfer From Reserve	DIESEL TANK DWF (C)	0	0	50,000	0	50,000
14970	Transfer From Reserve	HOOKLIFT BIN BWTS (C)	0	0	18,000	0	18,000
14972	Transfer From Reserve	HOOKLIFT BIN BWTS (C)	0	0	17,500	0	17,500
14974	Transfer From Reserve	HOOKLIFT BIN (C)	0	0	17,500	0	17,500
14986	Transfer From Reserve	HOLDEN COLORADO 4x4 DUAL CAB (C)	0	0	26,000	0	26,000
15066	Transfer From Reserve	Dunsborough Groundwater Investigation (O)	0	0	200,000	0	200,000
15077	Transfer From Reserve	Lunch / Meeting Room for Transfer Station(C )	0	0	2,500	0	2,500
15078	Transfer From Reserve	HAZMET and Dangerous Goods Storage(C)	0	0	42,440	0	42,440
15140	Transfer From Reserve	VOLVO FE320 6X4 DUAL CONTROL WASTE COMP (C)	0	0	415,000	0	415,000
15141	Transfer From Reserve	Ford Ranger XL Dual Cab (Replaced P196094)(SanitAdm) (C)	0	0	20,000	0	20,000
15268	Transfer From Reserve	Busseton Landfill Remediation (O)	213,500	207,717	1,246,300	207,717	1,246,300
<i>Waste Management Facility and Plant Reserve Closing Balance</i>			(3,714,886)	(3,711,102)	(3,905,893)	(3,711,102)	(3,905,893)
<b>1064 - Winderlup Aged Housing Reserve (City Controlled)</b>							
10904	Opening Balance	Other General Purpose Funding(O)	(548,123)	(548,123)	(548,123)	(548,123)	(548,123)
10904	Interest Earned	Other General Purpose Funding(O)	(6,382)	(2,152)	(12,916)	(2,152)	(12,916)
11684	Transfer To Reserve	Winderlup Court Aged Housing(O)	(13,876)	(13,876)	(83,246)	(13,876)	(83,246)
12234	Transfer From Reserve	Aged Housing Capital Improvements - Winderlup Court (City(C)	0	0	25,000	0	25,000
<i>Winderlup Aged Housing Reserve (City Controlled) Closing Balance</i>			(568,380)	(564,151)	(619,285)	(564,151)	(619,285)
<b>1065 - Workers Compensation, Extended SL and AL Contingency Reserve</b>							
10904	Opening Balance	Other General Purpose Funding(O)	(4,497)	(4,497)	(4,497)	(4,497)	(4,497)
10904	Interest Earned	Other General Purpose Funding(O)	(45)	(20)	(114)	(20)	(114)
10810	Transfer From Reserve	Human Resources & Payroll(O)	0	0	4,611	0	4,611
<i>Workers Compensation, Extended SL and AL Contingency Reserve Closing Balance</i>			(4,542)	(4,517)	0	(4,517)	0
<b>1067 - Prepaid Grants and Deferred Works &amp; Services Reserves</b>							
10904	Opening Balance	Other General Purpose Funding(O)	(2,947,446)	(2,947,446)	(2,947,446)	(2,947,446)	(2,947,446)
10904	Interest Earned	Other General Purpose Funding(O)	(10,255)	0	0	0	0
12261	Transfer To Reserve	Strategic Planning(O)	0	(158,000)	(158,000)	(158,000)	(158,000)
12661	Transfer To Reserve	Busseton Foreshore Renewals(C)	(158,000)	0	0	0	0
10904	Transfer From Reserve	Other General Purpose Funding(O)	2,817,433	2,817,433	2,817,433	2,817,433	2,817,433
12261	Transfer From Reserve	Strategic Planning(O)	0	158,000	158,000	158,000	158,000
<i>Prepaid Grants and Deferred Works &amp; Services Reserves Closing Balance</i>			(298,268)	(130,013)	(130,013)	(130,013)	(130,013)
<b>1069 - Airport Reserve</b>							
10904	Opening Balance	Other General Purpose Funding(O)	(11,400,598)	(11,400,598)	(11,400,598)	(11,400,598)	(11,400,598)
10904	Interest Earned	Other General Purpose Funding(O)	(121,600)	(36,202)	(217,208)	(36,202)	(217,208)
10594	Transfer To Reserve	Airport Operations(O)	(368,587)	(368,587)	(2,211,523)	(368,587)	(2,211,523)
10583	Transfer From Reserve	Airport Construction Stage 2, Airfield(C)	0	0	60,768	0	60,768
10585	Transfer From Reserve	BMRA Hangars(C)	0	0	303,790	0	303,790
10594	Transfer From Reserve	Airport Operations(O)	0	0	65,000	0	65,000
12804	Transfer From Reserve	Airport Terminal Building(C)	0	0	15,000	0	15,000
12932	Transfer From Reserve	Airport Operations - Replacement Toro Groundmaster 7200 M(C)	0	0	15,300	0	15,300
14838	Transfer From Reserve	BMRAP - Apron Lighting(C)	0	0	62,890	0	62,890
14946	Transfer From Reserve	PERUZZO BULL SLASHER (C)	0	0	57,000	0	57,000
14949	Transfer From Reserve	KUBOTA MULE (C)	0	0	10,000	0	10,000
14951	Transfer From Reserve	1500L SELF BUNDED DIESEL FUEL TANK (C)	0	0	14,500	0	14,500
15086	Transfer From Reserve	SWDC Airport Development Business Case (O)	0	0	69,345	0	69,345
15143	Transfer From Reserve	Jenell AgriSpray (Airport) (C)	0	0	5,640	0	5,640
15145	Transfer From Reserve	Able LG50D3 Diesel Generator (Airport) (C)	0	0	11,664	0	11,664
15192	Transfer From Reserve	Security screening equipment – ETD Machine (C)	0	0	35,400	0	35,400
15205	Transfer From Reserve	CBS X-Ray Equipment (C)	0	0	650,000	0	650,000
15206	Transfer From Reserve	Airport Public Car Park Expansion (C)	0	0	1,200,000	0	1,200,000
15207	Transfer From Reserve	BMRA Septic Upgrade (C)	0	0	660,000	0	660,000
15208	Transfer From Reserve	Aviramp (C)	0	0	220,000	0	220,000
15209	Transfer From Reserve	Check-in Desk/Injector (C)	0	0	150,000	0	150,000
15253	Transfer From Reserve	Plant Purchases Airport – Minor Plant (Non-Capital) (O)	0	0	2,500	0	2,500
15258	Transfer From Reserve	Airport Transportable	0	0	80,000	0	80,000
<i>Airport Reserve Closing Balance</i>			(11,890,786)	(11,805,388)	(10,140,532)	(11,805,388)	(10,140,532)
<b>1073 - Waterways Restoration Reserve</b>							
10904	Opening Balance	Other General Purpose Funding(O)	(467,195)	(467,195)	(467,195)	(467,195)	(467,195)
10904	Interest Earned	Other General Purpose Funding(O)	(5,808)	(586)	(3,516)	(586)	(3,516)
12848	Transfer To Reserve	Vasse River - Ongoing Restoration of River Habitat(O)	(98,401)	(98,401)	(590,404)	(98,401)	(590,404)
12848	Transfer From Reserve	Vasse River - Ongoing Restoration of River Habitat(O)	0	122,427	734,560	122,427	734,560
<i>Waterways Restoration Reserve Closing Balance</i>			(571,403)	(443,755)	(326,555)	(443,755)	(326,555)

## City of Busselton Reserve Movements

For Period Ended 31 August 2024

Project Number	Transaction Type	Project Description	YTD Actual	YTD Budget	Budget Original	YTD BudgetA	Budget Amended
<b>1078 - Post Office Tea Rooms Reserve</b>							
10904	Opening Balance	Other General Purpose Funding(O)	(69,509) 0	(69,509) 0	(69,509) 0	(69,509) 0	(69,509) 0
<i>Post Office Tea Rooms Reserve Closing Balance</i>			(70,360) 0 0	(69,785) 0 0	(71,169) 0 0	(69,785) 0 0	(71,169) 0 0
<i>New Sport &amp; Recreation Facilities &amp; Infrastructure Reserve Closing Balance</i>			(180,413)	(360,826)	(2,164,956)	(360,826)	(2,164,956)
<i>Grand Total</i>			(76,374,090)	(75,215,269)	(60,730,873)	(75,215,269)	(60,730,873)
Opening Balance			(74,425,888)	(74,425,888)	(74,425,888)	(74,425,888)	(74,425,888)
Interest Earned			(650,952)	(218,506)	(1,311,039)	(218,506)	(1,311,039)
Transfer To Reserve			(4,328,183)	(4,860,511)	(28,373,036)	(4,860,511)	(28,373,036)
Transfer From Reserve			3,030,933	4,289,636	43,379,090	4,289,636	43,379,090
<i>Grand Total</i>			(76,374,090)	(75,215,269)	(60,730,873)	(75,215,269)	(60,730,873)





# **CITY OF BUSSELTON - INVESTMENT PERFORMANCE REPORT** For the month of August 2024



11am Bank Account As at 31 Aug 2024

INSTITUTION	RATE	AMOUNT
ANZ 11am At Call Deposit	4.25%	\$ 18,000,000

Term Deposits - Miscellaneous Funds As at 31 Aug 2024

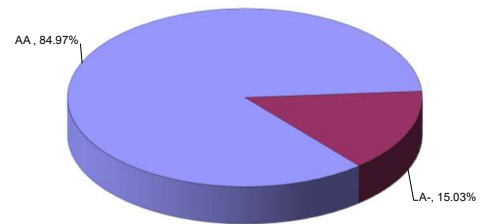
INSTITUTION	RATING	DAYS	MATURITY	RATE	AMOUNT
Bendigo	A-	272	20-Dec-24	5.04%	\$ 3,000,000
WBC	AA	273	06-Mar-25	5.08%	\$ 3,000,000
NAB	AA	365	15-Apr-25	5.05%	\$ 4,000,000
NAB	AA	210	17-Feb-25	5.30%	\$ 2,000,000
NAB	AA		closed		
ANZ	AA	309	28-Jan-25	4.94%	\$ 2,000,000
ANZ	AA	243	26-Mar-25	5.11%	\$ 4,000,000
NAB	AA	365	30-May-25	5.30%	\$ 3,000,000
NAB	AA	365	21-Mar-25	5.00%	\$ 3,000,000
NAB	AA	210	18-Nov-24	5.05%	\$ 2,000,000
ANZ	AA	243	10-Mar-25	5.14%	\$ 2,000,000
ANZ	AA	275	11-Dec-24	4.94%	\$ 3,000,000
CBA	AA	301	19-May-25	4.97%	\$ 5,000,000
BoQ/MeBank	A-	364	23-Apr-25	5.00%	\$ 2,000,000
BoQ	A-	366	05-May-25	5.15%	\$ 2,000,000
BoQ	A-	273	28-Feb-25	5.10%	\$ 2,000,000
ANZ	AA	365	29-Apr-25	5.21%	\$ 2,000,000
WBC	AA	337	20-Feb-25	4.92%	\$ 4,000,000
WBC	AA	334	20-May-25	5.12%	\$ 4,000,000
WBC	AA	365	20-Dec-24	5.10%	\$ 4,000,000
CBA	AA	210	15-Jan-25	4.87%	\$ 5,000,000
NAB	AA	365	06-Jun-25	5.20%	\$ 2,500,000
NAB	AA	210	03-Feb-25	5.35%	\$ 3,000,000
BoQ	A-	185	10-Feb-25	5.00%	\$ 4,000,000
CBA	AA	209	03-Mar-25	4.80%	\$ 5,000,000
CBA	AA	365	08-Nov-24	5.36%	\$ 6,000,000
WBC	AA	365	10-Nov-24	5.35%	\$ 5,000,000

Total of Term Deposits **86,500,000**

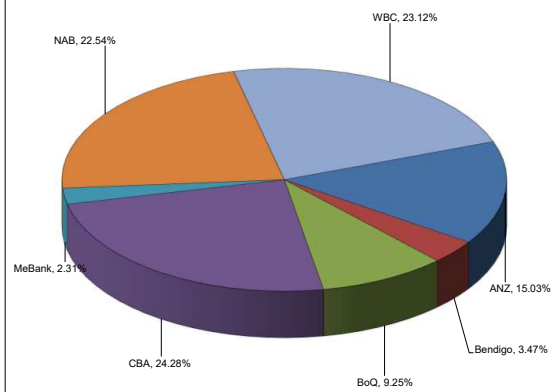
Weighted Average Annual Rate of Return **5.09%**

Investment Graphs

Summary of Term Deposits by S & P Rating  
(Excludes WATC and 11am Cash Account Funds)



Summary of Term Deposits by Institution  
(Excludes WATC and 11am Cash Account Funds)



Airport Redevelopment Funds As at 31 Aug 2024

WA Treasury Corp. - Overnight Cash Deposit Facility	4.30%	\$ 645,790
---	-------	------------

Total of Airport Redevelopment Funds - WATC \$ 645,790

Nil

Total of Airport Redevelopment Funds - Bank Term Deposits \$0

ANZ Cash Account	AA	NA	NA	4.25%	\$ 141,569
------------------	----	----	----	-------	------------

Total of Airport Redevelopment Funds - Other \$ 141,569

Total of Airport Redevelopment Funds \$ 787,359

(Note: Funds held with the WATC are in accordance with the Airport Redevelopment Funding Contract and the Foreshore Development Contract and are not held within the requirements of the City's Investment Policy 218)

SUMMARY OF ALL INVESTMENTS HELD

	As at 1 year ago	As at 30 June 2024	As at 31 Aug 2024
11am Bank Account	\$ 15,700,000	\$ 11,750,000	\$ 18,000,000
11am Bank Account Interest - not yet fully processed	\$ -	\$ -	\$ -
11am bank account - deposit not fully processed	\$ 4,000,000	\$ -	\$ -
Term Deposits - Misc. Funds	\$ 94,500,000	\$ 92,000,000	\$ 86,500,000
Term Deposit Interest - not yet fully processed	\$ -	\$ -	\$ -
Airport Redevelopment - WATC Deposits	\$ 619,002	\$ 641,174	\$ 645,790
Airport Redevelopment - ANZ Cash A/c	\$ 192,747	\$ 140,460	\$ 141,569
Total of all Investments Held	\$ 115,011,749	\$ 104,531,634	\$ 105,287,359

TOTAL INTEREST RECEIVED AND ACCRUED \$ 828,103 \$ 5,625,882 \$ 810,296

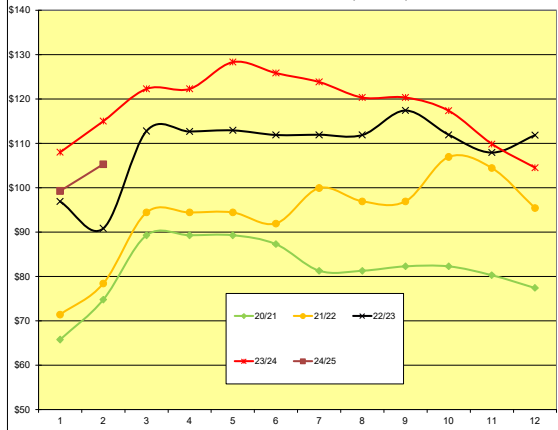
INTEREST BUDGET \$ 596,017 \$ 3,850,492 \$ 551,839

(Note: Interest figures relate to City general funds only and does not include interest allocated to specific areas such as the Airport Redevelopment)

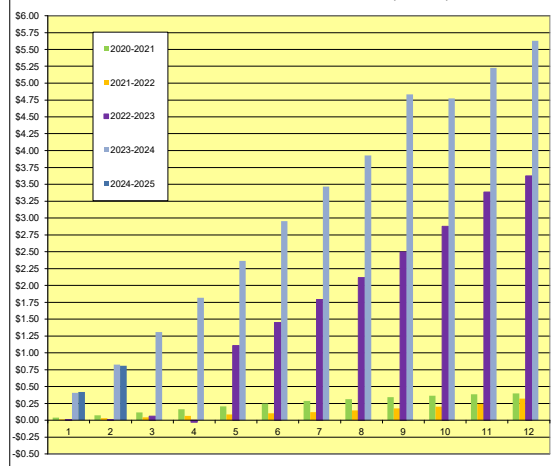
Statement of Compliance with Council's Investment Policy 218

1. All funds are to be invested within legislative limits. **Fully Compliant**
2. All individual funds held within the portfolio are not to exceed a set percentage of the total portfolio value. **Fully Compliant**
3. The amount invested based upon the Fund's Rating is not to exceed the set percentages of the total portfolio. **Fully Compliant**
4. The amount invested based upon the Investment Horizon is not to exceed the set percentages of the total portfolio. **Fully Compliant**

Balance of Investments (\$millions)



Interest Earned on Investments (\$millions)





**City of Busselton**  
**Loan Schedule - as at 31 August 2024**

Purpose	Loan Number	Institut-ion	Original Borrowed Amount	Budgeted Interest Rate	Term (Years)	Expiry	Actual Interest Rate	2024/25 Actual New Loans	2024/25 Actual Principal Repayments	2024/25 Balance of Principal Owing	2024/25 Actual Interest Repayments	Actual Principal 1 July 2024	2024/25 Budget New Loans	2024/25 Budget Principal Repayments	Budget Principal Outstanding 30 June 2025	2024/25 Budget Interest Repayments
			\$	%			%	\$	\$	\$	\$	\$	\$	\$	\$	\$
<b><u>Council Loans</u></b>																
<b><u>Governance</u></b>																
Civic and Administration Centre	207	WATC	18,000,000	4.51	20	Jun-34	4.51			10,937,060		10,937,060		886,455	10,050,605	478,409
<b><u>Recreation and Culture</u></b>																
Busselton Foreshore	204	WATC	1,100,000	4.36	15	Jun-29	4.36			450,197		450,197		82,404	367,793	18,293
Busselton Foreshore	209	WATC	6,500,000	3.45	12	Jun-27	3.45			1,901,393		1,901,393		611,472	1,289,922	59,587
Busselton Foreshore	211	WATC	3,000,000	2.55	8	Oct-24	2.55		102,622	103,276	1,313	205,899		205,899	(0)	1,971
Busselton Foreshore Jetty Precinct	215	WATC	2,500,000	3.25	10	Apr-28	3.25			1,097,552		1,097,552		261,265	836,287	33,565
Tennis Club Facility	216	WATC	2,750,000	3.25	10	Apr-28	3.25			1,207,307		1,207,307		287,392	919,916	36,921
Lot 10 Commonage Road	217	WATC	1,600,000	3.25	10	Apr-28	3.25			702,433		702,433		167,210	535,224	21,481
Busselton Tennis Club	218	WATC	1,250,000	2.21	10	Jun-29	2.21			661,472		661,472		126,528	534,944	13,575
BPACC	225	WATC	5,000,000	1.46	10	Dec-31	2.10			3,846,356		3,846,356		478,631	3,367,725	76,984
BPACC	226	WATC	5,000,000	2.02	15	Dec-36	2.39			4,285,465		4,285,465		297,925	3,987,540	99,578
BPACC	228	WATC	5,000,000	3.86	20	Jun-42	3.86			4,654,582		4,654,582		182,917	4,471,665	176,990
BPACC	229	WATC	5,000,000	3.77	17	Jun-39	3.77			4,563,311		4,563,311		230,938	4,332,373	168,699
BPACC	230	WATC	6,500,000	3.25	20	Dec-42	4.42			6,185,661		6,185,661		221,384	5,964,276	269,996
Land purchase (Sues Rd Tronox)	New	Unknown	1,872,921	4.84	10	New						-	1,872,921	111,376	1,761,545	66,650
<b><u>Transport</u></b>																
Airport Freight Hub Stage 1	219	WATC	1,480,000	2.21	10	Jun-29	2.21			783,183		783,183		149,809	633,373	16,072
Lot 9020 Dunsborough Land Purchases	New	Unknown	1,750,000	4.84	10	New						-	1,750,000	104,066	1,645,934	62,276
<b><u>Other Property and Services</u></b>																
Lot 40 Vasse Highway	210	WATC	850,000	3.61	10	Dec-25	3.61			850,000		850,000			850,000	30,685
								-	102,622	42,229,248	1,313	42,331,870	3,622,921	4,405,671	41,549,120	1,631,733
<b><u>Self-Supporting Loans</u></b>																
<b><u>Recreation and Culture</u></b>																
Busselton Football and Sportsman's Club	208	WATC	30,000	2.93	10.25	Apr-25	2.93			3,330		3,330		3,330	(0)	57
Dunsborough and Districts Country Club	212	WATC	114,000	3.04	10	May-27	3.04			37,878		37,878		12,247	25,631	1,059
Geographe Bay Yacht Club	213	WATC	100,000	3.04	10	May-27	3.04			33,226		33,226		10,743	22,483	929
Dunsborough and Districts Country Club	214	WATC	110,000	3.19	10	Sep-27	3.19			42,515		42,515		11,670	30,845	1,264
Busselton Tennis Club	220	WATC	50,000	1.37	7	Sep-26	1.37			16,577		16,577		7,304	9,272	190
Busselton Hockey Club Stadium	221	WATC	45,000	1.31	10	Jun-30	1.31			27,743		27,743		4,474	23,269	342
Busselton Golf Club	222	WATC	110,000	1.45	10	Jun-31	1.45			78,657		78,657		10,754	67,902	1,083
Dunsborough Bay Yacht Club	223	WATC	25,000	2.77	5	Dec-26	1.57			12,744		12,744		5,038	7,706	170
Geographe Bay Yacht Club	224	WATC	50,000	2.77	10	Dec-31	2.42			38,606		38,606		4,753	33,853	890
MRBTA - Ancient Lands Discovery Park	227	WATC	1,250,000	2.77	10	Mar-32	2.77			998,055		998,055		117,100	880,955	26,449
Community Groups 24/25 \$250K	New	Unknown	250,000	4.84	10	New				-		-	250,000	10,125	239,875	5,321
								-	-	1,289,331	-	1,289,331	250,000	197,539	1,341,791	37,754
<b>Total - Council and Self-supporting Loans</b>																
								-	102,622	43,518,578	1,313	43,621,201	3,872,921	4,603,210	42,890,912	1,669,487

## **7 CONFIDENTIAL MATTERS**

Nil

## **8 NEXT MEETING DATE**

Wednesday 6 November 2024

## **9 CLOSURE**