



Finance Committee

Agenda

Wednesday 6 November 2024

Our Vision

Where environment, lifestyle and opportunity meet



Community Aspirations



KEY THEME 1

Environment


An environment that is valued, conserved and enjoyed by current and future generations.



KEY THEME 2

Lifestyle

A place that is relaxed, safe and friendly, with services and facilities that support positive lifestyles and wellbeing.



KEY THEME 3

Opportunity

A vibrant City with diverse opportunities and a prosperous economy.



KEY THEME 4

Leadership

A Council that connects with the community and is accountable in its decision making.

NOTICE OF MEETING

TO: THE MAYOR AND COUNCILLORS

NOTICE is given that a meeting of the Finance Committee will be held in the Council Chambers, Administration Building, Southern Drive, Busselton on Wednesday 6 November 2024, commencing at 10am.

Your attendance is respectfully requested.

DISCLAIMER

Statements or decisions made at Council meetings or briefings should not be relied on (or acted upon) by an applicant or any other person or entity until subsequent written notification has been given by or received from the City of Busselton. Without derogating from the generality of the above, approval of planning applications and building permits and acceptance of tenders and quotations will only become effective once written notice to that effect has been given to relevant parties. The City of Busselton expressly disclaims any liability for any loss arising from any person or body relying on any statement or decision made during a Council meeting or briefing.



TONY NOTTLE

CHIEF EXECUTIVE OFFICER

1 November 2024

BEHAVIOUR PROTOCOLS

The City of Busselton values are:

- Listening
- Considered Decision Making
- Appreciation
- Respect
- Teamwork

In accordance with these values, the following outlines the behaviour expectations while attending a Council meeting, Committee meeting, Community Access Session, or Public Agenda Presentation:

- Listen respectfully through the meeting or presentation
- Respect the Council process and comply with directions from the Presiding Member
- Use respectful language when addressing Council, staff, and other members of the public
- Behave in a manner that is respectful and non-confrontational
- Do not use offensive language or derogatory language towards others

The City values the diverse input of the community and seeks to ensure that all members of the community can attend a meeting and have their say.

Elected Members, Committee members and Candidates are bound by the City's Code of Conduct and agree to uphold the values of the City of Busselton and principles of good behaviour, maintaining and contributing to a harmonious, safe, and productive environment.

Anyone who does not behave in accordance with the above values and behaviours may be asked by the Presiding Member to leave the gallery.

CITY OF BUSSELTON**Agenda for the Finance Committee to be held on Wednesday 6 November 2024****TABLE OF CONTENTS**

1 OFFICIAL OPENING.....	6
2 ATTENDANCE.....	6
3 DISCLOSURES OF INTEREST	6
4 PUBLIC QUESTION TIME.....	7
4.1 RESPONSES TO PREVIOUS QUESTIONS TAKEN ON NOTICE.....	7
4.2 QUESTION TIME FOR PUBLIC.....	7
5 CONFIRMATION AND RECEIPT OF MINUTES.....	9
6 REPORTS.....	10
6.1 INFRASTRUCTURE AND ENVIRONMENT BUDGET AMENDMENTS	10
6.2 MONTHLY FINANCIAL REPORT - YEAR TO DATE 30 SEPTEMBER 2024	20
6.3 LIST OF PAYMENTS MADE - SEPTEMBER 2024	47
7 CONFIDENTIAL MATTERS	62
8 NEXT MEETING DATE	62
9 CLOSURE.....	62

1 OFFICIAL OPENING

The City of Busselton welcomes Elected Members, staff, guests and members of the public to the Finance Committee meeting of 6 November 2024.

The City of Busselton acknowledges the Wadandi and Bibbulmun people as the traditional custodians of this region and pay respects to Elders past and present.

Please note this meeting will be audio recorded for minute taking purposes.

2 ATTENDANCE

PRESIDING MEMBER	MEMBERS
Cr Kate Cox	Mayor Phill Cronin
	Cr Jodie Lee
	Cr Val Kaigg
	Cr Jarrod Kennedy

OFFICERS
Director Corporate Strategy and Performance
Manager Financial Services
Governance Officer

APOLOGIES
Nil at time of publishing

3 DISCLOSURES OF INTEREST

DISCLOSURES OF FINANCIAL INTEREST

A declaration under section 5.65 of the *Local Government Act 1995* requires that the nature of the interest must be disclosed. An elected member or employee who has made a declaration must not preside, participate in, or be present during any discussion or decision-making procedure relating to the matter on which the subject of the declaration without the approval of the Council in accordance with the Act.

DISCLOSURES OF IMPARTIALITY INTEREST

Elected members and employees are required, in addition to declaring any financial interest, to declare an interest that might cause or perceive to cause a conflict. If the elected member or employee declares that their impartiality will not be affected then they may participate in the decision-making process.

4 PUBLIC QUESTION TIME

4.1 RESPONSES TO PREVIOUS QUESTIONS TAKEN ON NOTICE

Nil

4.2 QUESTION TIME FOR PUBLIC

Public question time procedures and guidance

Public question time allows members of the public to participate in local government by asking questions of the Council in relation to issues affecting the City. It also assists the City in identifying issues of importance to the community and assists the public to be better informed about how the City is governed.

- The City will allocate a minimum of 15 minutes and a maximum of 30 minutes per Council meeting for public question time.
- Members of the public should register their intent to ask a question at a Council meeting by completing and submitting the [Public Question Time form](#) before 4pm the day prior to the relevant meeting.
- Members of the public will be invited to ask their question in order of registration.
- Questions will be limited to three per person. Additional questions may be permitted by the Presiding Member where time permits.
- Where a person is not present to ask their submitted question it will be responded to administratively as general correspondence.
- Questions may be taken on notice, to be responded to at a later time by the CEO in accordance with clause 6.7 of the Standing Orders.
- Public question time is for the tabling of questions, not for members of the community to make statements. For context, the Presiding Member may allow a short preamble.
- Questions containing defamatory remarks or offensive language, or that question the competency or personal affairs of Elected Members or employees may be ruled inappropriate by the Presiding Member subject to the Presiding Member taking reasonable steps to assist the member of the public to rephrase the question.
- There will be no debate or discussion on the response provided.

For further information, please see the [Meetings, Information Sessions and Decision Making Processes Policy](#).

5 CONFIRMATION AND RECEIPT OF MINUTES

5.1 Finance Committee Meeting 2 October 2024

RECOMMENDATION

That the minutes of the Finance Committee meeting 2 October 2024 be confirmed as a true and correct record (as published at 1 November 2024 on the [City of Busselton's website](#), inclusive of any confidential material published on the restricted internal Docs on Tap application).

6 REPORTS

6.1 Infrastructure and Environment Budget Amendments

Strategic Theme:	Key Theme 4: Leadership 4.5 Responsibly manage ratepayer funds to provide for community needs now and in the future.
Directorate:	Infrastructure and Environment
Reporting Officer:	Engineering Management Accountant - Stephen Wesley
Authorised By:	Director Infrastructure and Environment - Oliver Darby
Nature of Decision:	Executive: Substantial direction setting, including adopting budgets, strategies, plans and policies (excluding local planning policies); funding, donations and sponsorships; reviewing committee recommendations.
Voting Requirements:	Absolute Majority
Disclosures of Interest:	No officers preparing this item have an interest to declare.
Attachments:	Nil

OFFICER RECOMMENDATION

That the Council endorse the following requested budget amendments:

Amendment Description					
Project Description					
	Budgeted Municipal Net Current Position	Operational Expenditure Budget	Capital Expenditure Budget	Grant Funding	Reserves or Restricted Assets Funding
Item #	Increase / (Decrease)	Increase / (Decrease)	Increase / (Decrease)	(Increase) / Decrease	(Increase) / Decrease
1	Reallocate existing adopted funding for Drainage Capital Projects				
	Project 15178 - Alan Street pits & pipes (C): change funding from 1048 - Other Infrastructure Reserve to 1058: Road Reserve				
	Project 15179 - Barnard Road pits & pipes (C): change funding from 1048 - Other Infrastructure Reserve to 1058: Road Reserve				
	Project 15180 - Chieftan Cr pits & pipes (C): change funding from 1048 - Other Infrastructure Reserve to 1058: Road Reserve				
	Project 15181 - Gibney Street pits & pipes (C): change funding from 1048 - Other Infrastructure Reserve to 1058: Road Reserve				

2	Assign Roads to Recovery Grant funding Existing Projects listed below, in replacement of the adopted reserve funding				
	Project 15182 - Prowse Way pits & pipes (C)				
	-	-	-	(130,099)	130,099
	Project 15170 - Project Prowse Way (C)				
	-	-	-	(267,018)	267,018
	Project 15183 - Bower Road pits & pipes (C)				
	-	-	-	(163,866)	163,866
	Project 15161 - John Street (C)				
	-	-	-	(63,292)	63,292
	Project 15169 - Clubhouse Drive (C)				
				(176,387)	176,387
	Project 15174 - Marrinup Drive (C)				
				(202,000)	202,000
	Project 15199 - Siesta Park Road - Asphalt Overlay (C)				
				(108,811)	108,811
3	Main Roads Direct Grant Balancing - switch funding source from Road Reserve to Grant				
	Project 11189 - Metricup Yelverton Road - Gravel Resheet (C)				
	-	-	-	(120,000)	120,000
	Project 15165 - 'Barnard Road (C)				
	-	-	-	(133,142)	133,142
4	Dunsborough Lake Drive Drainage Relining - new project				
	Project NEW - Dunsborough Lakes Drive Pipe Relining funded from Drainage Reserve				
	-	-	130,000	-	(130,000)
5	Watering Truck - Plant & Equipment Improvements - add budget				
	Project 15273 - Watering Unit WHS Improvements P136100 (C)				
	-	-	20,000		(20,000)
6	New Capital Project to be funded from the Community Facilities - City District				
	Project 14915 - Busselton Foreshore disability carousel renewal				
	-	-	45,000	-	(45,000)
7	New Capital Project to be funded from Community Facilities - Dunsborough				
	Project 14916 - Dunsborough Foreshore disability carousel renewal				
	-	-	45,000	-	(45,000)
8	Add budget from Footpath & Cycleway Reserve				
	Project 14893 - Bay View Crescent - Curtis Bay Lot 62 to Lot 4 (C)				
	-	-	80,000	-	(80,000)
9	Add budget from Parks and Gardens Reserve				
	Project 14909 - Lou Weston Basketball System upgrades (C)				
	-	-	16,550	-	(16,550)

10	Add budget from the Waste Management Facility and Plant Reserve				
	Project 12428 - Re-use shop Busselton Transfer Station (C)				
	-	-	60,000	-	(60,000)
11	Add budget from Road Reserve				
	Project NEW - Peel Terrace Profile and Overlay				
	-	-	70,000	-	(70,000)
12	Add Budget from Parks & Garden Reserve				
	Project NEW - Mitchell Park Playground				
			56,000		(56,000)
13	Switch funding source from Road Reserve to LRCI Direct Grant				
	Project 15173 – Bower Road				
				(554,828)	554,828

EXECUTIVE SUMMARY

This report seeks the Council's approval of budget amendments for items within the Infrastructure and Environment Directorate. Adoption of the officer recommendation will have no impact on the City's budgeted net current position.

STRATEGIC CONTEXT

The nature of these works supports the provision of a local road network that allows for the safe movement of people through the district, in alignment with Key Theme 2 of the City's Strategic Community Plan – Lifestyle, and is also in support of Key Theme 4 – Leadership in terms of the responsible management of ratepayer funds.

BACKGROUND

In accordance with section 6.8(1) of the Local Government Act 1995, a local government is not to incur expenditure from its Municipal fund for additional purpose except where the expenditure:

- Is incurred in a financial year before the adoption of the annual budget by the local government; and
- Is authorised in advance by Council resolution – absolute majority required; or
- Is authorised in advance by the Mayor in an emergency.

Approval is therefore sought for budget amendments as outlined in the officer comment below.

OFFICER COMMENT

The Council adopted its 2024/25 municipal budget on 31 July 2024 and since then, officers have identified the following budget items that require adjustments within the Infrastructure and Environment Directorate. It is good management practice to revise the adopted budget when it is known that circumstances have changed. In keeping with this practice, budgets are reviewed on a regular basis.

Amendments to the budget are categorised into the three key types as listed below:

1. Adjustments impacting the budget balance or net position of the city; **Nil**
2. Adjustments with no impact on the budget balance; items: **All items**

3. Adjustments to transfer budget between capital and operational undertakings. **Nil**

Item 1 - Reallocate funding for Drainage Capital Projects

4 Projects

It has been found that the six drainage Capital projects within the 2024/25 adopted budget, (as listed in the table below) are currently being funded from the wrong City Reserve. These projects are in four separate locations and consist of two civil work types being Road works and Drainage works. The Road works are being correctly funded from the Road Reserve while the Drainage works (those in the table below) should be funded from the Other Infrastructure Reserve. This is in line with the source of funding associated with other Drainage Capital projects. The separation of the Project budget across two work types created the administrative error resulting in both work types being funding from the Road Reserve.

This amendment seeks Council approval to fund the Drainage element of each project from the Other Infrastructure Reserve as opposed to the Road Reserve.

Description	Project	Budget 2024/25	Current Reserve Funding Source	Adjusted New Funding Source
Alan Street pits & pipes (C)	15178	\$31,446	1058: Road Reserve	1048 - Other Infrastructure Reserve
Barnard Road pits & pipes (C)	15179	\$26,929	1058: Road Reserve	1048 - Other Infrastructure Reserve
Chieftan Cr pits & pipes (C)	15180	\$66,683	1058: Road Reserve	1048 - Other Infrastructure Reserve
Gibney Street pits & pipes (C)	15181	\$31,446	1058: Road Reserve	1048 - Other Infrastructure Reserve

Please note that the same treatment is not needed for the two projects listed in the table below. The source of funding will change as per budget amendment Item 3 (next request) where it is proposed that these projects be funded from a grant and not the City Road Reserve.

Description	Project	Budget 2024/25	Current Reserve Funding Source	Adjusted New Funding Source
Prowse Way pits & pipes (C)	15182	\$130,099	1058: Road Reserve	Subject to an alternative Item 3 Budget Amendment request
Bower Road pits & pipes (C)	15183	\$163,866	1058: Road Reserve	Subject to an alternative Item 3 Budget Amendment request

The Other Infrastructure Reserve Budgeted closing balance will decrease to \$1,000,645.

The Road Reserve Budgeted closing balance will increase up to \$1,441,532.

Item 2 – Assign Roads to Recovery Grant funding omitted in the Budget

City Officers were notified late in the budget development process of a new grant “funding pool allocation” under the Federal Governments Roads to Recovery program. Unfortunately, this funding it was not identified in the budget process prior to 1 July.

Every five years all regional Local Governments are granted a funding allocation under the Roads to Recovery program to be used specifically for Road related works. Since the inception of the program in 2005, now in its 21st year, the City has primarily directed these funds exclusively for Road Renewal works priorities by the Roads Asset Management Plan.

The new five-year allocation for 2024/25 to 2028/29 totals \$8,140,307. The table below shows the guaranteed scaled amounts that will be allotted for each year.

Location	Funding recipient	Total funding amount	Nominal annual distribution				
			2024-25	2025-26	2026-27	2027-28	2028-29
WA	City of Busselton	\$8,140,307	\$1,202,545	\$1,480,056	\$1,757,566	\$1,850,070	\$1,850,070

This funding represents an additional \$1.2m in available Road Capital funding for the 2024-25 financial year. It is proposed that we do not add extra civil works onto the current program at this time. The proposal is to instead seek Council approval to fund the four existing Road and Drainage renewal projects that are currently earmarked to be funded from the Citys Road Reserve. This is simply changing the source of funding and leaving the equivalent amount of money in the Road Reserve. Further budget amendments in the year may look to make changes to the civil construction schedule to add projects that have resulted from damage to various roads caused by the recent wet weather. These are currently being scoped and investigated.

The projects listed in the table below are those selected to have their funding source amended from the Road Reserve to Roads to Recovery grant funded.

	Description	Project	Budget 2024/25	Current Funding Source	Proposed Funding Source
1	Prowse Way pits & pipes (C)	15182	130,099	1058: Road Reserve	Roads to Recovery
2	Prowse Way (C)	15170	267,018	1058: Road Reserve	Roads to Recovery
3	Bower Road pits & pipes (C)	15183	163,866	1058: Road Reserve	Roads to Recovery
4	John Street (C)	15161	63,293	1058: Road Reserve	Roads to Recovery
5	Clubhouse Drive (C)	15169	176,387	1058: Road Reserve	Roads to Recovery
6	Marrinup Drive (C)	15174	202,000	1058: Road Reserve	Roads to Recovery
7	Siesta Park Road - Asphalt Overlay (C)	15199	108,811	1058: Road Reserve	Roads to Recovery
Total			1,111,474		

This amendment will result in \$1,111,474 being retained in the Road Reserve and will ensure that the city utilises its Roads to Recovery 2024/25 grant allocation.

The Road Reserve Budgeted closing balance will increase up to \$2,553,006 after this amendment.

Item 3 – Main Roads Direct Grant balancing

Projects 11189 & 15165

The City was notified of its annual Direct Grant allocation from Main Roads late in the financial year. The grant totalled \$587,950.

City Officers had earlier assigned \$334,808 of forecast Direct grant to the two road capital projects listed below. Thus, \$253,142 of the grant remains unallocated against eligible works.

Description	Project	Budget 2024/25	Road Reserve	Main Roads Direct Grant	Funding Source
Nuttman Road(C)	12596	180,282	0	\$180,282	Main Roads Direct Grant
Downs Road – Unsealed Resheet (C)	15200	154,526	0	\$154,526	Main Roads Direct Grant

TOTAL	\$334,808	Direct Grant Assigned
	\$587,950	Grant Received
	\$253,142	Unallocated Grant

To fully assign the grant the first recommendation is to fund project 11189 - Metricup Yelverton Road - Gravel Resheet valued at \$120,000 from the Direct Grant. Thus, an equivalent amount will be retained in the Road Reserve.

The second recommendation is to assign the remaining amount totalling \$133,142 to project Barnard Road (C) project number 15165. It has a total project budget of \$151,980. Thus, the contribution towards this project, from the Road Reserve will drop to \$18,838.

The Road Reserve Budgeted closing balance will increase up to \$2,810,485 after this amendment.

Item 4 - Dunsborough Lake Drive Drainage

Project NEW

Council Approval is sought to access \$130,000 from the Other Infrastructure Reserve (1048) for a drainage relining project to be carried out in Dunsborough Lakes. This item was omitted from the 2024/25 budget due to an administration error with a carryover of budget for a similar undertaking in the same area. Using a new methodology, the City has begun relining old and ageing HELICOIL / corrugated storm water pipes. In most circumstances the relining of existing pipes is far more economical than digging up and replacing pipes. It also results in far less disruption to the community especially for pipes in suburban areas. Pipe relining is a form of asset renewal that extends the useful of existing drainage infrastructure.

A budget totalling \$112,215 was carried over from last financial year into this year, with those works now having been completed. A second allocation of \$130,000 was earmarked in the budget planning process for the continuation of relining works. The Council should be aware that pipe relining within the Dunsborough Lakes area will be ongoing and could be required over the next few years. This will depend on the ongoing collection of pipe condition data over other parts of the network.

The Other Infrastructure Reserve Budgeted closing balance will decrease to \$870,645.

Item 5 – Watering Truck - Plant & Equipment Improvements

Project 15273

For approximately nine months of each year the Parks & Environment Business Unit runs a watering truck for the mobile irrigation of new plants and trees. A recent review has found improvements can be made from both a workplace health and safety (WHS) and efficiency perspective by installing a remote-controlled water cannon. The cost of these works will be in the order of \$20,000. The Council's approval is sought to draw down this amount from the Plant Replacement Reserve (1051).

The current system consists of a hose operated on the driver's side of the vehicle. The new equipment will provide greater safety for the operator by being able to discharge water from the passenger side of the vehicle, with watering capable from various directions via a remote-controlled mounted water cannon. It will also supply a higher flow rate of water resulting in improved watering efficiency.

The Plant Replacement Reserve Budgeted closing balance will decrease to \$662,398 as a result of this amendment.

Item 6 – Busselton Foreshore disability carousel renewal (C)**Project 14915**

This item was on budget last financial year. Unfortunately, the budget was not carried over, yet the works have been committed. Approval is sought to add this back onto the budget for this financial year. The budget is for \$45,000 and funded from the Community Facilities - City District monies.

Item 7 – Dunsborough Foreshore disability carousel renewal (C)
14916**Project**

This item was on budget last financial year. Unfortunately, the budget was not carried over, yet the works have been committed. Approval is sought to add this back onto the budget for this financial year. The budget is for \$45,000 and funded from the Community Facilities – Dunsborough monies.

Item 8 – Bay View Crescent - Curtis Bay Lot 62 to Lot 4 (C)**Project 14893**

A section of shared path in Dunsborough has incurred \$80,000 in costs over budget. The original estimate did not include a coastal rock wall to protect and provide stability to the path as the preferred alignment was still being decided. The final alignment chosen was the one closer to the seafront and as such the project cost increased with the addition of the seawall.

City Officers seek Council approval to draw \$80,000 from the Footpath and Cycleways Reserve (1035) to cover this additional cost.

The Footpath and Cycleways Reserve Budgeted closing balance will decrease to \$1,168,385 as a result of this amendment.

Item 9 - Lou Weston Basketball System upgrades (C)**Project 14909**

\$32,000 was put on budget in the 2023/24 Financial year for upgrades to the Basketball system at the Lou Western facility. Some costs associated with the project were not accrued at the end of the year, and as such were not included in the 2023/24 financial year. Subsequently, the remaining budget totalling \$9,757 was not carried over into the 2024/25 financial year. The City has since incurred further costs totalling \$16,550. The total cost of the project spanning the two financial years came in at \$38,793. City Officers seek Council approval to add \$16,550 to the Project budget recommended to be sourced from the Parks and Reserves Reserve.

The Parks and Reserves Reserve Budgeted closing balance will decrease to \$200,413 as a result of this amendment.

Item 10 - Re-use shop Busselton Transfer Station (C)**Project 12428**

Council approval is sought to increase the budget by \$60,000 for the Busselton Transfer Station Re-use Shop Project. The Project was estimated at \$275,000 with \$236,065 outlaid last financial year. The remaining budget totalling \$38,935 was carried forward into this financial year. Works associated with asphaltting cost more than originally estimated and a decking / walkway and ramp costing has come in at \$41,326.

The Waste Management Facility and Plant Reserve Budgeted closing balance will decrease from \$3,905,892 to \$3,845,893 as a result of this amendment.

Item 11 - Peel Terrace Profile and Overlay**Project NEW**

Council approval is sought to add \$70,000 to the budget for a profile and overlay on a section of Peel Terrace. This project was provisionally planned for completion this financial year utilising road maintenance budget. However, due to winter weather conditions maintenance priorities have been revised and this has resulted in insufficient road maintenance funds to complete this project. Subsequently, the value and nature of these works have proven challenging to categorise as either Capital or Maintenance. It has been resolved that the works represent a partial replacement of the existing seal and thus will be treated as Capital.

The 2024/25 Budget also includes the renewal of the section of footpath adjacent to this section of road and therefore it is appropriate to complete the road resurfacing and footpath replacement at the same time. (Footpath project 12579 - Peel Terrace Cammilleri St to Brown St)

The Road Reserve Budgeted closing balance will decrease to \$2,740,485 after this amendment.

Item 12 - Mitchell Park Playground**Project NEW**

There are two parts to this amendment.

The first is seeking to consolidate the \$66,000 budget against Project 12846 Mitchell Park Landscape Upgrade Stage 2(C) and the \$37,000 budget against 10951 Mitchell Park Upgrade into a new project titled Mitchell Park Playground with a budget totalling \$103,0000. The second part of the project is seeking to add an additional \$56,000 to be drawn from the Parks and Reserves Reserve. This will result in a revised budget totalling \$159,000.

Costs have increased as the original design was for soft fall mulch or play sand, however due to the potential of wind swirl and high use, maintenance impacts on current operational resources were factored in with this being a high-profile site. The proposed Play Matta (soft fall product) was the best solution for this area and has less environmental impacts than the traditional rubber soft fall products.

The Parks and Reserves Reserve Budgeted closing balance will decrease to \$144,413 as a result of this amendment.

Item 13 – Bower Road**Project 15173**

Bower Road is being funded by LRCI grant funds. This change was made as part of a late change to the budget and was not reflected in the adopted capital schedule, hence this amendment is to formally recognise the amended funding source from the road reserve to grant funding.

Statutory Environment

Section 6.8 of the Local Government Act 1995 refers to expenditure from the municipal fund that is not included in the annual budget. In the context of this report, where no budget allocation exists, expenditure is not to be incurred until such time as it is authorised in advance, by an absolute majority decision of the Council.

Relevant Plans and Policies

There are multiple plans and policies that support the proposed budget amendments, in particular, the Asset Management Plan and Long-Term Financial Plan.

Plan:

Asset Management Plan

Policy:

Asset Management.

Financial Implications

Item #	(Increase) / Decrease in Operational Revenue	Increase / (Decrease) in Operational Expenditure	(Increase) / Decrease in Capital Revenue	Increase / (Decrease) in Capital Expenditure	(Increase) / Decrease in Reserves and/or Restricted Assets Funding	Increase / (Decrease) in Net Current Position
1	-	-	-	-	-	-
2	-	-	(130,099)	-	130,099	-
2	-	-	(267,018)	-	267,018	-
2	-	-	(163,866)	-	163,866	-
2	-	-	(63,293)	-	63,293	-
2	-	-	(176,387)	-	176,387	-
2	-	-	(202,000)	-	202,000	-
2	-	-	(108,811)	-	108,811	-
3	-	-	(120,000)	-	120,000	-
3	-	-	(133,142)	-	133,142	-
4	-	-	-	130,000	(130,000)	-
5	-	-	-	20,000	(20,000)	-
6	-	-	-	45,000	(45,000)	-
7	-	-	-	45,000	(45,000)	-
8	-	-	-	80,000	(80,000)	-
9	-	-	-	16,550	(16,550)	-
10	-	-	-	60,000	(60,000)	-
11	-	-	-	70,000	(70,000)	-
12	-	-	-	56,000	(56,000)	-
13	-	-	(554,828)	-	554,828	-
TOTALS	-	-	(1,919,444)	522,550	1,396,894	-

External Stakeholder Consultation

Nil Required

Risk Assessment

An assessment of the potential implications of implementing the officer recommendation has been undertaken using the City's risk management framework, with risks assessed taking into account any controls already in place. No risks of a medium or greater level have been identified.

Options

The Council could decide not to proceed with any or all the proposed budget amendment requests.

CONCLUSION

The Council's approval is sought to amend the budget as outlined in this report.

TIMELINE FOR IMPLEMENTATION OF OFFICER RECOMMENDATION

The officer recommendation will be implemented in full by December 2024

6.2 Monthly Financial Report - Year to Date 30 September 2024

Strategic Theme:	Key Theme 4: Leadership 4.2 Deliver governance systems that facilitate open, ethical and transparent decision making. 4.5 Responsibly manage ratepayer funds to provide for community needs now and in the future.
Directorate:	Corporate Strategy and Performance
Reporting Officer:	Manager Financial Services – Paul Sheridan
Authorised By:	Director Corporate Strategy and Performance – Sarah Pierson
Nature of Decision:	Legislative: adoption of “legislative documents” such as local laws, local planning schemes and local planning policies. Executive: Substantial direction setting, including adopting budgets, strategies, plans and policies (excluding local planning policies); funding, donations and sponsorships; reviewing committee recommendations.
Voting Requirements:	Simple Majority
Disclosures of Interest:	No officers preparing this item have an interest to declare.
Attachments:	1. Monthly Financial Report - September 2024 [6.2.1 - 19 pages] 2. Investment Report - September 2024 [6.2.2 - 1 page] 3. Loan Schedule - September 2024 [6.2.3 - 1 page]

OFFICER RECOMMENDATION

That the Council receives the statutory monthly financial report for the period ending 30 September 2024, pursuant to Regulation 34(4) of the *Local Government (Financial Management) Regulations 1996*.

EXECUTIVE SUMMARY

Pursuant to Section 6.4 of the *Local Government Act 1995* (the Act) and Regulation 34(4) of the *Local Government (Financial Management) Regulations 1996* (the Regulations), a local government is to prepare, on a monthly basis, a monthly financial report that reports on the City’s Statement of Financial Activity, Statement of Financial Position, and its performance in relation to its adopted / amended budget.

This report has been compiled to fulfil the statutory reporting requirements of the Act and associated Regulations, whilst also providing the Council with an overview of the City’s financial performance on a year-to-date basis, for the period ending 30 September 2024.

STRATEGIC CONTEXT

Provision of the monthly financial report, while a statutory requirement, also supports open and accountable governance.

BACKGROUND

The Regulations detail the form and manner in which the monthly financial report is to be presented to the Council, and is to include the following:

- Annual budget estimates;
- Budget estimates to the end of the month in which the statement relates;
- Actual amounts of revenue and expenditure to the end of the month in which the statement relates;
- Material variances between budget estimates and actual revenue/expenditure (including an explanation of any material variances);
- The net current assets at the end of the month to which the statement relates (including an explanation of the composition of the net current position); and
- Statement of Financial Position

Additionally, and pursuant to Regulation 34(5) of the Regulations, a local government is required to adopt a material variance reporting threshold in each financial year.

At its meeting on 31 July 2024, the Council adopted (C2407/206) the following material variance reporting thresholds for the 2024/25 financial year:

That pursuant to Regulation 34(5) of the Local Government (Financial Management) Regulations, the Council adopts a material variance reporting threshold with respect to financial activity statement reporting for the 2024/25 financial year as follows:

- *Variances equal to or greater than 10% of the year-to-date budget amount as detailed in the Income Statement by Nature and Type/Statement of Financial Activity report, however variances due to timing differences and/or seasonal adjustments are to be reported only if not to do so would present an incomplete picture of the financial performance for a particular period; and*
- *Reporting of variances only applies for amounts greater than \$50,000.*

OFFICER COMMENT

To fulfil statutory reporting requirements and to provide the Council with a synopsis of the City's overall financial performance on a year-to-date basis, the following financial reports are attached hereto (Attachment 1):

Statement of Financial Activity

This report provides details of the City's operating revenues and expenditures on a year-to-date basis, by nature (i.e. description). The report has been further extrapolated to include details of non-cash adjustments and capital revenues and expenditures, to identify the City's net current position; which reconciles with that reflected in the associated Net Current Position report.

Statement of Financial Position

A statement of financial position is a financial statement that summarises the reporting entities assets (what it owns), liabilities (what it owes), and equity (assets less liabilities) on a particular date.

Basis of Preparation Note (Note 1)

Explains the regulatory framework upon which the financial statements have been prepared.

Statement of Financial Activity Note (Note 2)

Explains the non-cash items that have been excluded from the calculation of the Net Current Position in the Statement of Financial Activity.

Explanation of Material Variances Note (Note 3)

Provides a breakdown by directorate and cost centre of each of the variances on the face of the Statement of Financial Activity that meet the Council's adopted material variance threshold for 2024/25.

Net Current Position Summary Report

This report provides details of the composition of the net current asset position on a year-to-date basis and reconciles with the net current position as per the Statement of Financial Activity.

Capital Acquisition & Construction Report

This report provides full year budget performance (by line item) in respect of the following capital expenditure activities:

- Land and Buildings
- Plant and Equipment
- Furniture and Equipment
- Infrastructure

This report outlines the actual and budgeted movement from the start of the financial year to date, that result in the balances listed in the Statement of Financial Position for Property, Plant & Equipment.

Reserve Movements Report

This report provides summary details of transfers to and from reserve funds, and associated interest earnings on reserve funds, on a full year basis.

Additional reports and/or charts can be provided as required to further supplement the information comprised within the statutory financial reports.

Net Current Position Chart

Tracks the net Current Position over the year in comparison to previous 4 years.

Comments on Financial Activity to 30 September 2024

The Statement of Financial Activity (FAS) for the year to date (YTD) shows an overall Net Current Position (NCP) of \$57.4M as opposed to the YTD budget of \$58.4M. The following table summarises the major YTD cash variances that appear on the face of the FAS, which, in accordance with Council's adopted material variance reporting threshold, collectively make up the above difference.

Each numbered item in this lead table is explained further in note 3 of the attached Monthly Financial Report.

Description	2024/25 Actual YTD \$	2024/25 Budget YTD \$	2024/25 Budget \$	2024/25 YTD Bud Variance %	2024/25 YTD Bud Variance \$	Change in Variance Current Month \$
Amount Attributable to Operating Activities <i>(excluding non-cash items)</i>				(0.66%)	(432,047)	375,055
Revenue from Operating Activities				0.63%	513,133	108,671
1. Interest Earnings	1,599,679	1,150,274	3,786,039	39.07%	449,405	174,634
Amount Attributable to Financing Activities <i>(excluding non-cash items)</i>						
2. Proceeds from New Loans	-	1,872,921	3,872,921	(100.00%)	(1,872,921)	(1,872,921)
3. Advances to Community Groups	-	(62,500)	(250,000)	100.00%	62,500	20,833
4. Transfer to Restricted Assets	(5,407,697)	-	-	(100.00%)	(5,407,697)	(256,209)
5. Transfer from Restricted Assets	4,543,125	2,439,408	9,757,632	86.24%	2,103,717	2,127,713
6. Transfer from Reserves	5,912,330	4,988,266	43,355,661	18.52%	924,064	2,159,338

Investment Report

Pursuant to the Council's Investment Policy, a report is to be provided to the Council monthly, detailing the investment portfolio in terms of performance and counterparty percentage exposure of total portfolio. The report (see attached) is also to provide details of investment income earned against budget, whilst confirming compliance of the portfolio with legislative and policy.

A brief summary of the details contained in the report are as follows:

As at the 30th September the value of the City's invested funds increased to \$109.29M from \$105.28M as at 31st August 2024. The increase is due to rates funds received.

As at the 30th September 2024 the 11am account balance is \$22.0M, being an increase from \$18.0M from 31st August 2024. The increase of \$4.0M to the 11am account is due to rate funds received.

During the month of September, no term deposits matured.

The official cash rate remained steady during the month of September 2024 at 4.35%. The timing and nature of further movements of the cash rate are currently uncertain.

Borrowings Update

During the month no new loans were drawn, with \$850K of principal and \$371K of interest repaid on existing loans. The attached Loan Schedule outlines the status of all existing loans YTD.

Chief Executive Officer – Corporate Credit Card

Details of transactions made on the Chief Executive Officer's corporate credit card during September 2024 are provided below to ensure there is appropriate oversight and awareness.

Date	Payee	Description	\$ Amount
2/09/2024	BEHAVIOUR HELP	TRAINING REGISTRATION- YOUTH SERVICES STAFF	165.00
2/09/2024	BEHAVIOUR HELP	TRAINING REGISTRATION- YOUTH SERVICES STAFF	165.00
5/09/2024	PERTH AIRPORT	PERTH APT PARKING - AUST. TOP TOURISM TOWN AWARDS IN CANBERRA - MAYOR CRONIN	49.60
10/09/2024	ENVATO.COM	AUDIO JINGLES- PR	23.87
11/09/2024	KITCHEN TAKEOVERS	COUNCIL WORKSHOP CATERING	137.00
12/09/2024	BISTRO BRETON	CEO WORKING LUNCH	62.00
12/01/1900	TICKETS BCCI	BCCI - REGIONAL FUTURE BREAKFAST LAUNCH- S.ADDISON-BROWN	21.97
13/09/2024	7-ELEVEN BUSSELTON	COB CREDIT CARD USED ON PERSONAL PURCHASE IN ERROR- INVOICE TO BE RAISED	11.50
18/09/2024	EVENTBRITE -CITY OF SWAN	LOCAL GOVT CHIEF OFFICERS GROUP FORUM -1 DAY REGISTRATION*	450.00
24/08/2024	WEST AUSTRALIAN	MONTHLY DIGITAL SUBSCRIPTION	28.00
30/09/2024	MAILCHIMP	BAY TO BAY NEWSLETTER	404.00
		TOTAL	1,517.94

**CEO Professional Development Allowance*

Donations & Contributions Received

To the best of officer's knowledge, during the month no non-infrastructure assets (bridges, roads, POS etc), donations or contributions were received by the City or its key management personnel.

Statutory Environment

Section 6.4 of the Act and Regulation 34 of the Regulations detail the form and manner in which a local government is to prepare financial activity statements.

Relevant Plans and Policies

The officer recommendation aligns to the following adopted plan or policy:

Plan:

Annual Adopted Budget 2024-2025 (and subsequent adopted amendments)

[Strategic Community Plan 2021-2031](#)

[Corporate Business Plan 2022-2026](#)

[Long Term Financial Plan 2022/23 - 2031/32](#)

Policy:

There are no relevant policies for this report.

Financial Implications

Any financial implications are detailed within the context of this report.

External Stakeholder Consultation

Not applicable.

Risk Assessment

An assessment of the potential implications of implementing the officer recommendation has been undertaken using the City's risk management framework, with risks assessed taking into account any controls already in place. No risks of a medium or greater level have been identified.

Options


The Statements of Financial Activity are presented in accordance with Section 6.4 of the Act and Regulation 34 of the Regulations and are to be received by Council. Council may wish to make additional resolutions as a result of having received these reports.

CONCLUSION

As at 30 September 2024, the City's net current position stands at \$57.4M, and cash reserve balances remain sufficient for their purposes.

TIMELINE FOR IMPLEMENTATION OF OFFICER RECOMMENDATION

Not Applicable.



**CITY OF BUSSELTON
MONTHLY FINANCIAL REPORT
For the period ended 30th September 2024**

**LOCAL GOVERNMENT ACT 1995
LOCAL GOVERNMENT (FINANCIAL MANAGEMENT) REGULATIONS 1996**

TABLE OF CONTENTS

Statements prescribed by regulation

Statement of Financial Activity	2
Statement of Financial Position	3
Note 1 Basis of Preparation	4
Note 2 Statement of Financial Activity Information	5
Note 3 Explanation of Material Variances	6

Other reports

Capital Acquisition & Construction report	7 - 11
Reserves Movements Report	12 - 18
Net Current Position Chart	19

City of Busselton**Statement of Financial Activity****Year to Date As At 30th September 2024**

	Note	2024/2025 Actual YTD	2024/2025 Amended Budget YTD	2024/2025 Original Budget YTD	2024/2025 Amended Budget	2024/2025 Original Budget	2024/25 YTD Bud (A) Variance	2024/25 YTD Bud (A) Variance
		\$	\$	\$	\$	\$	%	\$
Operating Activities								
Revenue from Operating Activities								
Rates		65,736,573	65,843,509	65,843,509	66,333,179	66,333,179	(0.16%)	(106,937)
Grants, Subsidies and Contributions		961,584	1,062,896	1,062,896	5,823,499	5,653,184	(9.53%)	(101,312)
Fees & Charges		13,275,555	13,056,794	13,056,794	26,591,294	26,591,294	1.68%	218,761
Other Revenue		176,892	130,332	130,332	372,087	372,087	35.72%	46,561
Interest Earnings	3.1	1,599,679	1,150,274	1,150,274	3,786,039	3,786,039	39.07%	449,405
Profit on Asset Disposals		6,855	200	6,584	20,508	20,508	3327.62%	6,655
		81,757,139	81,244,006	81,250,390	102,926,606	102,756,291	0.63%	513,133
Expenses from Operating Activities								
Employee Costs		(9,403,380)	(9,458,515)	(9,458,515)	(40,635,283)	(40,635,283)	0.58%	55,135
Materials & Contracts		(4,197,245)	(4,564,630)	(5,393,526)	(31,006,723)	(31,006,723)	8.05%	367,385
Utilities (Gas, Electricity, Water etc)		(702,061)	(760,854)	(760,854)	(2,914,125)	(2,914,125)	7.73%	58,793
Depreciation on non current assets		(7,058,775)	(6,787,522)	(6,787,522)	(26,806,262)	(26,806,262)	(4.00%)	(271,252)
Finance Costs		(372,521)	(372,521)	(372,521)	(1,682,320)	(1,682,320)	(0.00%)	(0)
Insurance Expenses		(213,554)	(218,211)	(218,211)	(872,666)	(872,666)	2.13%	4,657
Other Expenditure		(851,770)	(919,144)	(1,732,252)	(8,436,296)	(8,292,981)	7.33%	67,374
Allocations		67,780	125,869	125,869	1,640,360	1,640,360	46.15%	(58,090)
Loss on Asset Disposals		(6,632)	(6,931)	(12,414)	(147,076)	(147,076)	4.31%	299
		(22,738,158)	(22,962,459)	(24,609,945)	(110,860,390)	(110,717,075)	0.98%	224,301
Amount Attributable to Operating Activities		(22,738,158)	(22,962,459)	(24,609,945)	(110,860,390)	(110,717,075)	0.98%	224,301
Non-Cash Amounts Excluded from Operating Activities	2	5,618,041	6,787,522	6,787,523	26,932,828	26,932,828	(17.23%)	(1,169,481)
Cash Amount Attributable to Operating Activities		64,637,022	65,069,069	63,427,967	18,999,044	18,972,044	-0.66%	(432,047)
Investing Activities								
Capital Grants, Subsidies and Contributions		19,818	4,000	2,166,613	21,360,994	20,351,386	395.45%	15,818
Land & Buildings	3.3	(8,204,112)	(8,241,908)	(8,241,908)	(22,133,576)	(22,106,576)	0.46%	37,796
Plant & Equipment		(126,383)	(126,474)	(372,974)	(5,657,487)	(5,657,487)	0.07%	91
Furniture & Equipment		(71,628)	(71,757)	(472,281)	(2,208,052)	(2,208,052)	0%	130
Infrastructure		(1,075,047)	(1,166,544)	(1,166,544)	(23,306,707)	(23,256,707)	7.84%	91,498
								0
Proceeds from Disposal of Assets		69,320	24,312	118,001	963,693	963,693	185.13%	45,008
Self Supporting Loans - Repayment of Principal		43,618	43,619	43,619	197,538	197,538	(0.00%)	(1)
		(9,344,413)	(9,534,753)	(7,925,474)	(30,783,597)	(31,716,205)	2.00%	190,340
Amount Attributable to Investing Activities		(9,344,413)	(9,534,753)	(7,925,474)	(30,783,597)	(31,716,205)	2.00%	190,340
Non-Cash Amounts Excluded from Investing Activities	2	0	0	(1,879,667)	(8,478,275)	(7,518,667)	0.00%	0
Cash Amount Attributable to Investing Activities		(9,344,413)	(9,534,753)	(9,805,141)	(39,261,872)	(39,234,872)	2.00%	190,340
Financing Activities								
Repayment of Borrowings		(952,738)	(952,737)	(952,737)	(4,603,206)	(4,603,206)	(0.00%)	(1)
Principal Elements of Finance Lease Payments		(8,453)	(8,453)	(8,453)	(80,888)	(80,888)	0.00%	0
Proceeds from New Loans	3.2	0	1,872,921	1,872,921	3,872,921	3,872,921	100.00%	(1,872,921)
Advances to Community Groups	3.3	0	(62,500)	(62,500)	(250,000)	(250,000)	100.00%	62,500
Transfer to Restricted Assets	3.4	(5,407,697)	0	0	0	0	(100.00%)	(5,407,697)
Transfer from Restricted Assets	3.5	4,543,125	2,439,408	2,439,408	9,757,632	9,757,632	86.24%	2,103,717
Transfer to Reserves		(8,172,638)	(7,539,526)	(7,539,526)	(29,684,075)	(29,684,075)	(8.40%)	(633,112)
Transfer from Reserves	3.6	5,912,330	4,988,266	4,988,266	43,355,661	43,355,661	18.52%	924,065
		(4,086,071)	737,379	737,379	22,368,045	22,368,045	(654.13%)	(4,823,450)
Amount Attributable to Financing Activities		(4,086,071)	737,379	737,379	22,368,045	22,368,045	(654.13%)	(4,823,450)
Non-Cash Amounts Excluded from Financing Activities	2	4,004,206	0	0	(4,280,323)	(4,280,323)	0.00%	4,004,206
Cash Amount Attributable to Financing Activities		(81,865)	737,379	737,379	18,087,722	18,087,722	(111.10%)	(819,244)
Opening Funds Surplus/ (Deficit)		2,175,107	2,175,107	2,175,107	2,175,107	2,175,107		
Amount Attributable to Operating Activities		64,637,022	65,069,069	63,427,967	18,999,044	18,972,044		
Amount Attributable to Investing Activities		(9,344,413)	(9,534,753)	(9,805,141)	(39,261,872)	(39,234,872)		
Amount Attributable to Financing Activities		(81,865)	737,379	737,379	18,087,722	18,087,722		
Net Current Position - Surplus / (Deficit)	2	57,385,852	58,446,803	56,535,312	0	0	(1.82%)	(1,060,951)

City of Busselton
Statement of Financial Position
Year to Date As At 30th September 2024

	2024/25 YTD Actual	2023/24 Actual
	\$	\$
Current Assets		
Cash & Cash Equivalents	37,797,463	16,045,082
Trade & Other Receivables - Current	36,813,464	4,425,831
Other Financial Assets	92,187,415	92,187,415
Inventories	1,611,153	1,611,153
Contract Assets	338,323	338,323
Other Assets	1,639,149	570,946
Non-Current Assets Held for Sale	0	0
Total Current Assets	170,386,967	115,178,750
Non Current Assets		
Other Receivables	747,007	809,798
Other Financial Assets	1,203,847	1,247,465
Property, Plant & Equipment	221,532,733	214,437,966
Infrastructure	674,781,455	679,517,828
Contract Assets	7,611,681	7,611,681
Right of Use Assets Furniture & Equipment	8,091	8,091
Total Non Current Assets	905,884,815	903,632,829
Total Assets	1,076,271,782	1,018,811,579
Current Liabilities		
Trade & Other Payables	8,688,891	11,258,929
Contract Liabilities	2,583,860	2,583,860
Grant Liabilities	1,696,464	1,696,464
Lease Liabilities	2,643	11,096
Borrowings	4,377,643	4,377,643
Employee Provisions	5,855,301	5,855,301
Other Provisions	820,300	1,246,300
Total Current Liabilities	24,025,102	27,029,593
Non Current Liabilities		
Sundry Payable	0	0
Contract Liabilities	9,415,308	8,892,431
Grant Liabilities	7,624,571	5,768,816
Lease Liabilities	72,489	72,489
Borrowings	38,290,820	39,243,557
Employee Provisions	623,638	623,638
Total Non Current Liabilities	56,026,826	54,600,931
Total Liabilities	80,051,928	81,630,524
Net Assets	996,219,854	937,181,055
Equity		
Retained Surplus	558,461,537	501,683,046
Reserves	76,686,196	74,425,888
Revaluation Surplus	361,072,122	361,072,122
Total Equity	996,219,855	937,181,056

CITY OF BUSSELTON
NOTES TO THE STATEMENT OF FINANCIAL ACTIVITY
For the period ended 30th September 2024

Note 1 BASIS OF PREPARATION AND SIGNIFICANT ACCOUNTING POLICIES

BASIS OF PREPARATION

This prescribed financial report has been prepared in accordance with the *Local Government Act 1995* and accompanying regulations.

Local Government Act 1995 requirements

Section 6.4(2) of the *Local Government Act 1995* read with the *Local Government (Financial Management) Regulations 1996*, prescribe that the financial report be prepared in accordance with the *Local Government Act 1995* and, to the extent that they are not inconsistent with the Act, the Australian Accounting Standards. The Australian Accounting Standards (as they apply to local governments and not-for-profit entities) and Interpretations of the Australian Accounting Standards Board were applied where no inconsistencies exist.

The *Local Government (Financial Management) Regulations 1996* specify that vested land is a right-of-use asset to be measured at cost, and is considered a zero cost concessionary lease. All right-of-use assets under zero cost concessionary leases are measured at zero cost rather than at fair value, except for vested improvements on concessionary land leases such as roads, buildings or other infrastructure which continue to be reported at fair value, as opposed to the vested land which is measured at zero cost. The measurement of vested improvements at fair value is a departure from AASB 16 which would have required the City to measure any vested improvements at zero cost.

Local Government (Financial Management) Regulations 1996, regulation 34 prescribes contents of the financial report. Supporting information does not form part of the financial report.

Accounting policies which have been adopted in the preparation of this financial report have been consistently applied unless stated otherwise. Except for cash flow and rate setting information, the financial report has been prepared on the accrual basis and is based on historical costs, modified, where applicable, by the measurement at fair value of selected non-current assets, financial assets and liabilities.

THE LOCAL GOVERNMENT REPORTING ENTITY

All funds through which the City controls resources to carry on its functions have been included in the financial statements forming part of this financial report.

All monies held in the Trust Fund are excluded from the financial statements.

Judgements and estimates

The preparation of a financial report in conformity with Australian Accounting Standards requires management to make judgements, estimates and assumptions that effect the application of policies and reported amounts of assets and liabilities, income and expenses.

The estimates and associated assumptions are based on historical experience and various other factors believed to be reasonable under the circumstances; the results of which form the basis of making the judgements about carrying values of assets and liabilities that are not readily apparent from other sources. Actual results may differ from these estimates.

The balances, transactions and disclosures impacted by accounting estimates are as follows:

- estimated fair value of certain financial assets
- impairment of financial assets
- estimation of fair values of land and buildings, infrastructure and investment property
- estimation uncertainties made in relation to lease accounting
- estimated useful life of intangible assets

SIGNIFICANT ACCOUNTING POLICES

Significant accounting policies utilised in the preparation of these statements are as described within the 2023-24 Annual Budget. Please refer to the adopted budget document for details of these policies.

PREPARATION TIMING AND REVIEW

Date prepared: All known transactions YTD

CITY OF BUSSELTON
NOTES TO THE STATEMENT OF FINANCIAL ACTIVITY
For the period ended 30th September 2024

Note 2 STATEMENT OF FINANCIAL ACTIVITY INFORMATION

	Adopted Budget Closing 30-Jun-25	Last Year Closing 30-Jun-24	Year to Date 31-Jul-24
Net current assets used in the Statement of Financial Activity			
Current assets	\$	\$	\$
Cash and cash equivalents	83,573,939	108,045,082	129,797,463
Trade and other receivables	3,100,000	4,425,831	36,813,464
Inventories	1,600,000	1,611,153	1,611,153
	88,273,939	114,082,067	168,222,081
Less: current liabilities			
Trade and other payables	7,100,694	7,304,497	4,247,137
Other liabilities	13,712,064	8,234,756	8,722,078
	20,812,758	15,539,253	12,969,215
Net current assets	67,461,181	98,542,813	155,252,865
Less: Total adjustments to net current assets	(c) (67,461,181)	(96,367,706)	(97,867,014)
Closing funding surplus / (deficit)	0	2,175,107	57,385,852

(a) Non-cash amounts excluded from Net Current Position

The following non-cash revenue and expenditure has been excluded from operating activities within the Statement of Financial Activity in accordance with *Financial Management Regulation 32*.

	Adopted Budget Closing 30-Jun-25	Last Year Closing 30-Jun-24	Year to Date 31-Jul-24
Non-cash amounts excluded from operating activities	\$	\$	\$
Adjustments to operating activities			
Less: Profit on asset disposals	(20,508)	(183,858)	(6,855)
Less: Movement in finance leases	0	0	0
Less: Movement Other	0	43,624	(1,047,497)
Less: Fair value adjustments to financial assets at amortised cost	0	(2,942)	0
Less: Movement in pensioner deferred rates (non-current)	0	(18,333)	32,987
Less: Movement in employee benefit provisions (non-current)	0	15,858	(426,000)
Add: Loss on disposal of assets	147,076	81,738	6,632
Less: Movement in other provisions (non-current)	(2)	(5,257,700)	0
Add: Depreciation on non-current assets	26,806,262	27,128,433	7,058,775
Total non-cash amounts excluded from operating activities	26,932,828	21,806,820	5,618,041

(b) Non-cash amounts excluded from investing activities

The following non-cash revenue and expenditure has been excluded from investing activities within the Statement of Financial Activity in accordance with *Financial Management Regulation 32*.

Adjustments to investing activities			
Infrastructure received for substantially less than fair value	(8,478,275)	(5,466,585)	0
Total non-cash amounts excluded from investing activities	(8,478,275)	(5,466,585)	0

(c) Non-cash amounts excluded from financing activities

Movement in current liabilities for transfers to acquire or construct non-financial assets to be controlled by the entity associated with restricted cash	(4,280,323)	486,971	4,004,206
Total non-cash amounts excluded from financing activities	(4,280,323)	486,971	4,004,206
Total non-cash amounts excluded from Net Current Position	14,174,230	16,827,206	9,622,248

(c) Current assets and liabilities excluded from budgeted deficiency

The following current assets and liabilities have been excluded from the net current assets used in the Statement of Financial Activity in accordance with *Financial Management Regulation 32* to agree to the surplus/(deficit) after imposition of general rates.

	Adopted Budget Closing 30-Jun-25	Last Year Closing 30-Jun-24	Year to Date 31-Jul-24
Adjustments to net current assets	\$	\$	\$
Less: Reserves/ Restricted - cash backed	(81,173,245)	(103,469,281)	(106,594,162)
- Current portion of contract liability held in restricted assets	2,583,860	2,583,860	2,583,860
- Current portion of unspent capital grants held in restricted assets	1,696,464	1,696,464	1,701,534
- Current portion of performance bonds held in restricted assets	3,954,432	3,954,432	4,441,754
Total adjustments to net current assets	(72,938,489)	(95,234,525)	(97,867,014)

CURRENT AND NON-CURRENT CLASSIFICATION

In the determination of whether an asset or liability is current or non-current, consideration is given to the time when each asset or liability is expected to be settled. Unless otherwise stated assets or liabilities are classified as current if expected to be settled within the next 12 months, being the Council's operational cycle.

CITY OF BUSSELTON
NOTES TO THE STATEMENT OF FINANCIAL ACTIVITY
FOR THE PERIOD ENDED 30TH SEPTEMBER 2024

Note 3 Material Variance Explanations

Cost Centre or Project	Description	Actual YTD \$	Budget YTD \$	Full Year Budget \$	Variance YTD %	Variance YTD \$	Change in Variance Current Month \$
Amounts Attributable to Operating Activities (excl. non-cash)		64,637,022	65,069,069	18,999,044	(0.66%)	(432,047)	375,055
Revenue from Operating Activities		81,757,139	81,244,006	102,926,606	0.63%	513,133	108,671
The material variance items contained within this category, on the face of the FAS, are explained below:							
1	Interest Earnings	1,599,679	1,150,274	3,786,039	39.07%	449,405	174,634
The timing of the roll over of some large term deposits was earlier than the initial forecasts, and the interest rates achieved were higher than expected.							
Amounts Attributable to Financing Activities		(81,865)	737,379	18,087,722	(111.10%)	(819,245)	1,045,605
2	Proceeds From New Loans	0	1,872,921	3,872,921	(100.00%)	(1,872,921)	(1,872,921)
The draw down of the loan for the strategic land purchases was budgeted to occur earlier than what has actually transpired.							
3	Advances to Community Groups	0	(62,500)	(250,000)	100.00%	62,500	20,833
To date no applications for self supporting loans have been received from any community groups.							
4	Transfer to Restricted Assets	(5,407,697)	-	0	(100.00%)	(5,407,697)	(256,209)
At the time of budgeting it is not possible to predict what grants, contributions or developer bonds will be received, and in what timeframe, nor when they will be spent and hence potentially transferred to Restricted Assets (or unspent portions thereof). Transfers to restricted assets are offset by the incoming receipt, be it a grant, contribution, subsidy or even loan proceeds, so the net impact on the Net Current Position is always nil (once full reconciliation has occurred at year end). The \$4.3M YTD transfers relates to \$970K of new developer contributions, \$2.1M in various government grants that were restricted, \$902K in Roadwork Bonds, \$216K in BJTP deposits, as well as \$112K in various other minor deposits and bonds.							
5	Transfer from Restricted Assets	4,543,125	2,439,408	9,757,632	86.24%	2,103,717	2,127,713
Similar to transfers to restricted assets, at the time of budgeting it is not possible to predict what grants, contributions or developer bonds will be utilised, and/or returned, and in what timeframe.							
6	Transfer from Reserves	5,912,330	4,988,266	43,355,661	18.52%	924,064	2,159,338
Although the budget for reserve transfers in the second half of the year has been somewhat shaped to align with predicted completion of some major projects, actual final reconciliation of project spends and the associated reserve transfers are usually not conducted until the end of the financial year. The positive variance against budget is purely due to the earlier than expected completion of reserve funded works, and transfers from reserve to recoup the spend from the municipal account to assist with cashflow.							

City of Busseton Capital Acquisition/ Construction For Period Ended 30 September 2024						
Project	Project Description	2024/25 Actual YTD	2024/25 Amended Budget YTD	2024/25 Original Budget YTD	2024/25 Amended Budget	2024/25 Budget Original
		\$	\$	\$	\$	\$
Land						
15073	Lot 9020 Dunsborough (C)	-	-	-	3,272,727	3,272,727
15190	Sues Road Land(C)	4,541,818	4,545,455	4,545,455	4,545,455	4,545,455
	Total Land	4,541,818	4,545,455	4,545,455	7,818,182	7,818,182
Buildings						
Aged Housing						
12231	Aged Housing Capital Improvements - Harris Road(C)	-	-	-	56,000	56,000
12233	Aged Housing Capital Improvements - Winderlup(C)	56,867	34,619	34,619	140,000	140,000
12234	Aged Housing Capital Improvements - Winderlup Court (City(C)	510	-	-	25,000	25,000
		57,377	34,619	34,619	221,000	221,000
Saltwater						
12471	Saltwater - Construction(C)	1,742,823	2,504,435	2,504,435	6,913,306	6,913,306
12652	Saltwater - Design of Structure / Professional Fees(C)	216,808	-	-	-	-
12779	Saltwater - Contingency (C)	1,388,146	-	-	-	-
12782	Saltwater - Utility Costs (C)	(5,889)	-	-	91,328	91,328
12784	Saltwater - Other (C)	14,870	-	-	-	-
		3,356,758	2,504,435	2,504,435	7,004,634	7,004,634
Other						
10016	Civic and Administration Centre Minor Upgrades(C)	3,040	-	-	-	-
10025	Weld Theatre Upgrade (C)	1,172	-	-	68,178	68,178
10585	BMRA Hangars(C)	-	-	-	303,790	303,790
10599	Busseton Library Upgrade(C)	-	-	-	30,000	30,000
10642	Dunsborough Lakes Sporting Precinct-Pavilion/Changeroom F(C)	-	788,319	788,319	3,214,577	3,214,577
10787	Geographe Leisure Centre(C)	16,605	13,946	13,946	509,494	509,494
10840	NCC Upgrade(C)	-	-	-	50,000	50,000
10959	Churchill Park Hall (C)	-	-	-	103,500	103,500
12428	Re-use shop Busseton Transfer Station(C)	33,448	38,935	38,935	38,935	38,935
12440	Energy Efficiency Initiatives (Various Buildings) (C)	-	-	-	100,000	100,000
12518	Bovell Park Transformer Building (C)	7,903	-	-	103,500	103,500
12550	Busseton Works Depot(C)	-	-	-	475,159	475,159
12796	Depot Training Room (C)	-	-	-	14,628	14,628
12804	Airport Terminal Building(C)	-	-	-	15,000	15,000
12868	Busseton Jetty Tourist Park - Cabin Replacement/Upgrade (C)	-	-	-	540,000	540,000
12939	Administration Building- 2-16 Southern Drive(C)	636	-	-	-	-
14938	Churchill Park Toilets (C)	-	-	-	400,000	400,000
14942	Lions Park Shopping Centre Toilets (C)	-	-	-	250,000	250,000
14943	Changing Places Accessible Ablutions (C)	-	-	-	250,000	250,000
15074	Vasse Toilet (C)	6,847	125,000	125,000	125,000	125,000
15077	Lunch / Meeting Room for Transfer Station(C)	-	-	-	2,500	2,500
15232	Busseton Works Depot - Roller Door Repl (C)	-	30,000	30,000	30,000	30,000
15233	Busseton Works Depot - Design Investigation DAIP (C)	-	-	-	50,000	50,000
15234	NCC - Installation of Protection Glass Window (C)	-	20,000	20,000	20,000	20,000
15235	Holgate Reserve Toilet - Investigation (C)	-	-	-	10,000	10,000
15236	GLC Fitness Gym - Replacement of Ceiling Tiles (C)	4,160	-	-	103,000	103,000
15237	GLC - Repl3 Units of Wall Mounted Water Fountain (C)	7,898	12,000	12,000	12,000	12,000
15238	NCC - Repl 2 Units of Wall Mounted Water Fountains (C)	7,898	9,000	9,000	9,000	9,000
15067	Commonage Fire Facility (C)	-	-	-	34,300	34,300
15087	Mosquito Management Facility (C)	87,008	120,199	120,199	120,199	120,199
15258	Airport Transportable	71,545	-	-	80,000	80,000
15276	Eagle Bay BFB (C)	-	-	-	27,000	-
	Total Buildings	3,662,294	3,696,453	3,696,453	14,315,394	14,288,394
	Total Land & Buildings	8,204,112	8,241,908	8,241,908	22,133,576	22,106,576
Plant and Equipment						
12881	HINO FD1024 Beavertail Truck (Turf) (C)	-	-	-	100,000	100,000
12882	Isuzu NPR65-190 Single Cab (Turf) (C)	-	-	-	100,000	100,000
12887	Plant Purchases (P11) - Redexim Easyspread 1600 Sand Spre(C)	-	-	-	20,000	20,000
12888	HINO FS2848 Tipper Truck (C&M) (C)	-	-	-	250,060	250,060
12889	Plant Purchases (P12) - Speed Display/VMB single axle tra(C)	-	-	-	32,000	32,000
12890	Caterpillar CS56 Roller (C&M) (C)	-	-	-	220,000	220,000
12892	ISUZU FVZ1400 Tipper Truck (C&M) (C)	-	-	-	250,060	250,060
12897	ISUZU D-MAX SX 4X2 SINGLE CAB UTILITY (IRRIGATION) (C)	42,158	42,158	42,158	42,158	42,158
12898	MITSUBISHI TRITON 4X2 SINGLE CAB UTE (P&G) (C)	42,158	42,158	42,158	42,158	42,158
12908	Program 12 - Minor Plant (Workshop) (C)	(91)	-	-	-	-
12932	Airport Operations - Replacement Toro Groundmaster 7200 M(C)	-	-	-	23,300	23,300

City of Busseton Capital Acquisition/ Construction For Period Ended 30 September 2024						
Project	Project Description	2024/25 Actual YTD	2024/25 Amended Budget YTD	2024/25 Original Budget YTD	2024/25 Amended Budget	2024/25 Budget Original
		\$	\$	\$	\$	\$
14768	TOYOTA HILUX SR 4X4 DUAL CAB U (G STEWART) REPL.P196098(C)	-	-	-	-	-
14818	Wheeled 20t excavator Inc. Accessories(C)	-	-	-	485,000	485,000
14819	Positrak (Cat 299) with Accessories (C)	-	-	-	250,000	250,000
14820	Trailer for Towing Positrak & Traffic Lights(C)	-	-	-	40,000	40,000
14946	PERUZZO BULL SLASHER (C)	-	-	-	60,000	60,000
14949	KUBOTA MULE (C)	-	-	-	15,000	15,000
14951	1500L SELF BUNDED DIESEL FUEL TANK (C)	-	-	-	15,000	15,000
14954	MITSUBISHI TRITON 4x2 SINGLE CAB (C)	-	-	-	35,000	35,000
14962	WATER TANK FOR DUST SUPPRESSION (C)	-	-	-	25,000	25,000
14966	DIESEL TANK DWF (C)	-	-	-	50,000	50,000
14970	HOOKLIFT BIN BWTS (C)	-	-	-	18,000	18,000
14972	HOOKLIFT BIN BWTS (C)	-	-	-	18,000	18,000
14974	HOOKLIFT BIN (C)	-	-	-	18,000	18,000
14986	HOLDEN COLORADO 4x4 DUAL CAB (C)	-	-	-	36,000	36,000
15004	HUSQVARNA RC318T RIDE ON MOWER (C)	-	-	-	18,000	18,000
15006	HINO 917 CREW CAB (C&M) (C)	-	-	-	100,000	100,000
15008	ISUZU NPR400 CREW CAB (C&M) (C)	-	-	-	100,000	100,000
15013	HINO GH1728 AUTO TRUCK (C&M) (C)	-	-	-	400,000	400,000
15016	HINO GF1628 REAR TIPPING TRUCK (P&G) (C)	-	-	-	150,000	150,000
15018	TORO 4010D GROUNDMASTER MOWER (P&G) (C)	-	-	-	150,000	150,000
15023	ISUZU DMAX 4X2 SINGLE CAB (P&G) FORESHORE IRRIGATION (C)	42,158	42,158	42,158	42,158	42,158
15025	TOYOTA HILUX 4X4 EXTRA CAB UTILITY (IRRIGATION) (C)	-	-	-	-	-
15032	SUBARU OUTBACK 2.5i PREMIUM WAGON (C)	-	-	-	39,753	39,753
15078	HAZMET and Dangerous Goods Storage(C)	-	-	-	42,440	42,440
15113	CATERPILLAR 12M GRADER (CONSTR.) Reo.P103003(C)	-	-	-	415,000	415,000
15114	Hako Citymaster 1600 Road Sweeper (C)	-	-	-	180,000	180,000
15116	HUSQVARNA SC18 TURF CUTTER (P&Gs) (C)	-	-	11,500	11,500	11,500
15117	CATERPILLAR 432F LOADER BACKHOE (C)	-	-	-	195,000	195,000
15118	ISUZU NQR87-190 CREW CAB TRAY BACK (FOOT CREW) (C)	-	-	-	95,000	95,000
15119	ISUZU FTR900 MED SIDE & REAR TIPPER (CONSTR.) (C)	-	-	-	165,000	165,000
15120	HOWARD HEAVY DUTY 180 ROTASLASHER (P&G) (C)	-	-	-	10,000	10,000
15121	LANDBOSS LE 4X4 MULE (FORESHORE CREW) (C)	-	-	-	16,000	16,000
15122	Mazda 6 Sport wagon BSN56BX (Stat PI Coord) (C)	-	-	-	35,000	35,000
15123	Nissan XTrail STL 4x4 SUV (Pl. Coord) (C)	-	-	35,000	35,000	35,000
15124	Mitsubishi Outlander LS AWD : BSN86BX (P&Gs Coord) (C)	-	-	35,000	35,000	35,000
15126	Mitsubishi Pajero Sport GLX 4x4 (New) (Rec Adm) (C)	-	-	-	40,000	40,000
15127	Mitsubishi Pajero Sport GLX (IT) (C)	-	-	-	40,000	40,000
15130	TOYOTA HILUX SR 4X4CAB UTILITY (WOR SUPVR) (C)	-	-	-	45,000	45,000
15131	TOYOTA HILUX SR 4X4 (Hort Supervisor) (C)	-	-	-	40,000	40,000
15132	ISUZU DMAX 4X4 WITH TRAY (Turf Maint Supvr) (C)	-	-	-	40,000	40,000
15133	TOYOTA HILUX 4X4 UTE WITH TRAY (WORKSHOP) (C)	-	-	-	50,000	50,000
15134	TOYOTA HILUX 4X4 WITH TRAY (IRR SUP) (C)	-	-	40,000	40,000	40,000
15135	FORD RANGER XL 3.2L WITH TRAY PX 3.2 (SIGNS & TRAD) (C)	-	-	40,000	40,000	40,000
15136	Toyota Hilux 4x4 Single Cab (Parks Maint) (C)	-	-	-	40,000	40,000
15137	Toyota Hilux 4x4 Extra Cab with Tray (P&G) (C)	-	-	-	40,000	40,000
15138	Mitsubishi Triton Dual Cab 4WD (C&M Coordinator) (C)	-	-	35,000	35,000	35,000
15139	Ford Ranger Wildtrack (C)	-	-	50,000	50,000	50,000
15140	VOLVO FE320 6X4 DUAL CONTROL WASTE COMP (C)	-	-	-	465,000	465,000
15141	Ford Ranger XL Dual Cab (Replaced P196094)(SanitAdm) (C)	-	-	-	40,000	40,000
15143	Jenell AgriSpray (Airport) (C)	-	-	-	6,000	6,000
15145	Able LG50D3 Diesel Generator (Airport) (C)	-	-	-	15,000	15,000
15192	Security screening equipment – ETD Machine (C)	-	-	-	35,400	35,400
15210	GLC - Floor Scrubber (C)	-	-	-	23,000	23,000
15213	Drone with LiDar capabilities (C)	-	-	-	28,000	28,000
15216	Tow behind roller (for utility vehicle) (C)	-	-	-	135,000	135,000
15260	OUTFRONT MOWER Dunsborough (C)	-	-	-	30,500	30,500
	Total Plant & Equipment	126,383	126,474	372,974	5,657,487	5,657,487
Furniture and Equipment						
10965	P&E - P&G Smart Technologies(C)	33,752	33,752	-	108,241	108,241
12781	Saltwater - Loose Furniture & Fittings (C)	-	-	114,275	228,551	228,551
12783	Saltwater - IT Hardware & Software (C)	(317)	5	5	10	10
12876	ICT Services - Equipment & Software Purchases(C)	38,193	38,000	358,000	1,432,000	1,432,000
12878	Naturaliste Community Centre (NCC) - Purchase Office Furn(C)	-	-	-	16,000	16,000
15059	Sculpture By The Bay (C)	-	-	-	12,000	12,000
15211	NCC- Outdoor Playground Creche (C)	-	-	-	13,000	13,000
15240	GLC - Repl of Outdoor Pool Sand Filter (C)	-	-	-	201,250	201,250
15250	Signage and grave markers (C)	-	-	-	7,000	7,000
15251	Bronze memorial tree for multiple memorials (C)	-	-	-	10,000	10,000

City of Busselton Capital Acquisition/ Construction For Period Ended 30 September 2024						
Project	Project Description	2024/25 Actual YTD	2024/25 Amended Budget YTD	2024/25 Original Budget YTD	2024/25 Amended Budget	2024/25 Budget Original
15256	Leisure Centre Spin Bikes (C)	\$ -	\$ -	\$ -	\$ 180,000	\$ 180,000
	Total Furniture & Equipment	71,628	71,757	472,281	2,208,052	2,208,052
Roads Infrastructure						
11144	Monaghans Way Asphalt Overlay(C)	80	-	-	-	-
11151	Chapman Crescent Spray Seal(C)	17	-	-	-	-
11189	Metricup Yelverton Road - Gravel Resheet(C)	-	1,243	1,243	120,000	120,000
11199	Bussell Highway(C)	(2,000)	-	-	-	-
11987	Caves Road (C)	-	115,000	115,000	115,000	115,000
12005	Payne Road(C)	54,492	10,712	10,712	155,460	155,460
12011	Vasse Yallingup Siding Road(C)	4,141	-	-	1,080,000	1,080,000
12444	Duchess Street (West St to Queen St left) (C)	-	-	-	167,460	167,460
12579	Peel Terrace (Cammilleri St to Brown St) (C)	-	19,330	19,330	19,330	19,330
12596	Nuttman Road(C)	691	21,285	21,285	180,282	180,282
12597	Hairpin Road(C)	-	-	-	48,000	48,000
12600	Payne Road - Upgrade(C)	43,097	-	-	750,000	750,000
12611	North Jindong Road(C)	17,634	-	-	1,073,273	1,073,273
12670	Barlee Street(C)	-	-	-	301,574	301,574
12671	Florence Road(C)	55	-	-	14,081	14,081
12678	Rendezvous Road Reseal & Rut Correction(C)	-	-	-	212,510	212,510
12827	Commonage Road(C)	12,087	-	-	1,210,180	1,210,180
12837	Pre-emptive Design Works (C)	1,000	-	-	67,100	67,100
12841	Strelly Street (C)	480	-	-	-	-
14817	Road Access Seal - Busselton Animal care facility(C)	356	-	-	-	-
14835	West Street Resurfacing SLK 1.00 to 1.15(C)	4,389	-	-	450,000	450,000
14851	Strelly Street - Rehabilitation SLK 0.05 to 1.2 (C)	67,090	-	-	218,937	218,937
14853	Jalbarragup Road - Reseal SLK 0 to 10.75 (C)	-	-	-	485,913	485,913
14866	Old Vasse Highway - Reseal SLK 0 to 1.83 (C)	-	-	-	13,535	13,535
15085	Jalbarragup Road New Shoulders (C)	5	-	-	-	-
15161	John Street (C)	1,154	63,293	63,293	63,293	63,293
15162	Karinga Road (C)	994	29,664	29,664	29,664	29,664
15163	Pearce Road (Abbey) (C)	561	35,292	35,292	35,292	35,292
15164	Alan Street (C)	-	-	-	157,779	157,779
15165	Barnard Road (C)	-	-	-	151,980	151,980
15166	Chieftain Cr (C)	-	-	-	219,237	219,237
15167	Clark Street (C)	-	-	-	77,000	77,000
15168	Gibney Street (C)	-	-	-	36,193	36,193
15169	Clubhouse Drive (C)	55	-	-	176,387	176,387
15170	Prowse Way (C)	-	-	-	267,018	267,018
15171	St Andrews Lane (C)	-	-	-	40,354	40,354
15172	Peppermint Way (C)	-	-	-	18,031	18,031
15173	Bower Road (C)	-	-	-	554,828	554,828
15174	Marrinup Drive (C)	-	-	-	202,000	202,000
15194	Chapman Hill Road [State Blackspot Prg] (C)	-	-	-	48,000	48,000
15197	Cabarita Road – Asphalt overlay (C)	1,002	29,224	29,224	29,224	29,224
15198	Bussell Highway – Broadwater Boul Roundabout Design (C)	-	-	-	45,000	45,000
15199	Siesta Park Road - Asphalt Overlay (C)	-	108,811	108,811	108,811	108,811
15200	Downs Road – Unsealed Resheet (C)	21,024	19,856	19,856	154,526	154,526
15201	Bussell Highway – Harvest Rd to Ray Av Footpath (C)	-	-	-	62,832	62,832
15202	Bussell Highway – Widening and Cycleway (C)	-	-	-	750,000	750,000
15203	Metricup-Yelverton Road - Unsealed Resheet SLK 0 to 3.2 (C)	3,123	-	-	-	-
15230	Portable Speed Awareness Monitors (SAM signs) (C)	-	-	-	40,000	40,000
15231	Bus Infrastructure (C)	-	-	-	40,000	40,000
15263	Queen Street/ Kent Street Rotary (C)	-	-	-	58,214	58,214
15264	Queen Street / Prince Street Rotary (C)	-	-	-	50,337	50,337
15265	West Street / Kent Street Rotary (C)	-	-	-	57,641	57,641
15266	Harris Road / Cammilleri Street Rotary (C)	-	-	-	54,918	54,918
	Total Roads Infrastructure	231,529	453,711	453,711	10,211,193	10,211,193
Bridges Infrastructure						
11200	Bussell Highway - 0241(C)	75	-	-	-	-
14897	Naturaliste Terrace Footbridge Renewal #6017 Lot 254(C)	-	-	-	98,527	98,527
	Total Bridges Infrastructure	75	-	-	98,527	98,527
Car Parks Infrastructure						
10609	Eagle Bay Carpark (Limestone Overflow) (C)	-	9,393	9,393	79,265	79,265
12694	Port Geographe Marina(Boat Ramp Stage 1)(C)	-	-	-	137,840	137,840

City of Busselton Capital Acquisition/ Construction For Period Ended 30 September 2024						
Project	Project Description	2024/25 Actual YTD	2024/25 Amended Budget YTD	2024/25 Original Budget YTD	2024/25 Amended Budget	2024/25 Budget Original
14815	Carpark Hotel Site 2(C)	\$ 581	\$ -	\$ -	\$ -	\$ -
14873	Forrest Beach Horse Float Carparking Area(C)	407	121,372	121,372	121,372	121,372
14874	Disabled Parking Bays BussForeshore (Old ennisCourt)(C)	-	-	-	10,000	10,000
15219	ECU Peel Terrace - Accessible Parking Bays(C)	-	-	-	26,660	26,660
15247	Vasse Birchfields - Decorative Elements (C)	-	-	-	10,000	10,000
	Total Car Parks Infrastructure	988	130,765	130,765	385,137	385,137
Footpaths Infrastructure						
10741	Busselton CBD Footpath Renewal(C)	(2,242)	10,901	10,901	23,793	23,793
11986	Causeway Road Shared Path(C)	-	25,000	25,000	25,000	25,000
13003	Blythe Road(C)	-	-	-	76,000	76,000
14814	Townscape Works Busselton(C)	(5,729)	-	-	34,707	34,707
14887	Coastal Shared Path - Forth St to Holgate(C)	(110,287)	-	-	802,033	802,033
14893	Bay View Crescent - Curtis Bay Lot 62 to Lot 4(C)	169,370	-	-	100,000	100,000
14895	Vincent Street to Geographe Bay Road (Reserve 44343)(C)	289,634	-	-	432,000	432,000
15187	Pedestrian Access Way (PAW) (C)	-	83,665	83,665	83,665	83,665
15220	Footpaths Albert/West Street Pedestrian Impr (C)	-	-	-	55,000	55,000
15221	Footpath BusHwy (Brd) William Cary Court, MoorhenStNovV(C)	1,200	-	-	235,000	235,000
15222	Footpaths Harris Road [Carey Street to Ford Road] (C)	1,784	-	-	260,712	260,712
15223	FootpathGreenfields Rd-Dun [Windlemere Dr to BallardLoop](C)	-	-	-	27,500	27,500
15224	Footpath Marri DriveDun [Naturaliste Ter- Cape Nat Rd] (C)	-	-	-	94,000	94,000
15225	Footpaths Dowell rd- [Vasse Bypass to Dowell Rd] (C)	-	-	-	12,500	12,500
15226	Footpaths Prince Regent Drive (C)	456	-	-	173,000	173,000
15227	Footpaths Dun Foreshore (R22965)Contrb.to path C1806/134 (C)	-	-	-	45,980	45,980
15228	FootpatAdelaideSt Des&SerApp[QueentoStanley St- rescope] (C)	-	-	-	30,000	30,000
15255	Wadandi Track (C)	-	-	-	500,000	500,000
	Total Footpaths Infrastructure	344,185	119,566	119,566	3,010,890	3,010,890
Parks, Gardens and Reserves						
10597	Busselton Cemetery Infrastructure Upgrades(C)	-	3,102	3,102	30,000	30,000
10700	Dunsborough Cemetery(C)	-	-	-	56,276	56,276
10765	Foreshore Busselton - High Street to Carey Street(C)	11,288	-	-	50,000	50,000
10766	Foreshore Yallingup Capital(C)	6,959	-	-	20,000	20,000
10767	Port Geographe General Improvements/ Foreshore(C)	-	762	762	54,000	54,000
10951	Mitchell Park Upgrade(C)	-	-	-	37,000	37,000
10952	Possum Park Barnard East Upgrade(C)	-	70	70	30,000	30,000
10953	Youth Skate Park(C)	-	-	-	70,000	70,000
10963	Minor Capital Improvements, Fencing, Seating, Lighting et(C)	-	-	-	50,000	50,000
10966	Providence SAR Area General Improvements to the Area(C)	5,097	44,769	44,769	100,000	100,000
10967	New Shade Sails – multiple locations (C)	-	-	-	175,000	175,000
10969	Vasse SAR Area General Improvements to the Area(C)	-	7,654	7,654	85,000	85,000
10979	Irrigation Renewal(C)	17,001	4,332	4,332	203,198	203,198
11024	Pioneer Cemetery - Implement Conservation Plan(C)	321	-	-	35,000	35,000
11035	Park Furniture Renewals - Replace aged & unsafe Equip(C)	-	-	-	55,000	55,000
11036	Playgrounds General - Replacement of playground equipment(C)	-	3,660	3,660	275,300	275,300
11109	BBQ Placement and Replacement(C)	1,801	-	-	34,000	34,000
12251	Cricket Nets & Wickets (C)	2,700	-	-	24,000	24,000
12267	Busselton Townscape Street Furniture Renewals (C)	342	-	-	40,000	40,000
12407	Dunsborough Lakes Sporting Precinct (Stage 1)(C)	55,200	182,460	182,460	729,839	729,839
12511	Dunsborough - BMX / Skatebowl(C)	172	-	-	5,000	5,000
12528	Dunsborough Town Centre/ Foreshore(C)	-	-	-	30,000	30,000
12562	Holgate Road - Coastal Nodes Up (C)	-	-	-	183,400	183,400
12656	Beach Access stairs Renewals(C)	258	-	-	130,000	130,000
12700	Signal Park(C)	-	-	-	72,670	72,670
12780	Saltwater - Landscaping (C)	-	177,379	177,379	354,758	354,758
12819	Beach Enclosures(C)	115	-	-	65,000	65,000
12821	Churchill Park - Main Oval Renewal (C)	581	-	-	-	-
12846	Mitchell Park Landscape Upgrade Stage 2(C)	-	-	-	66,000	66,000
12850	Dunsborough Lakes Sporting Precinct (Stage 1) - Planning (C)	-	36,721	36,721	146,884	146,884
14811	RBFS Old Dunsborough Boat Ramp Scour Protection (C)	1,550	-	-	-	-
14900	Metricup Cemetery - Paths & Ashes iternment(C)	-	-	-	10,000	10,000
14901	Port Geographe POS Retaining Wall Renewals(C)	-	-	-	28,034	28,034
14904	Beach Shower/Water Fountain Up& Ren (C)	-	-	-	20,000	20,000
14906	Dunsborough Oval Skatepark Lighting Renewal(C)	(6,364)	-	-	69,890	69,890
14912	Newtown Oval New Playground Equipment(C)	455	-	-	-	-
14915	Busselton Foreshore disability carousel renewal(C)	50	-	-	-	-
14916	Dunsborough Foreshore disability carousel renewal(C)	-	-	-	-	-
14917	Meelup Regional Park (C)	-	-	-	52,325	52,325

City of Busselton Capital Acquisition/ Construction For Period Ended 30 September 2024						
Project	Project Description	2024/25 Actual YTD	2024/25 Amended Budget YTD	2024/25 Original Budget YTD	2024/25 Amended Budget	2024/25 Budget Original
		\$	\$	\$	\$	\$
14918	BBQ Placement and Replacement(C)	-	-	-	-	-
15175	Busselton - Sound Shell Cover (C)	-	-	-	50,000	50,000
15176	Barnard Park Picket Fence Rep (C)	-	-	-	120,000	120,000
15177	Hardscape - Minor upgrades (C)	-	-	-	50,000	50,000
15193	Coastal Stabilisation (CERMP2223-010) (C)	-	-	-	1,334,000	1,334,000
15204	Fire Danger Rating Signage (C)	-	-	-	132,000	132,000
15215	Replacement EW tanks at end of life (C)	-	-	-	45,000	45,000
15241	Barnard Park - Sport light Upgrade to LED (C)	-	-	-	100,000	100,000
15246	Provence Lake Water Quality (C)	4,475	-	-	10,000	10,000
15248	Stage1 Solar LED Repl - Abbey & VMR Quindalup (C)	-	-	-	55,718	55,718
15249	Vincent St Seawall Refb. - CERMP 2223-011 (C)	-	-	-	160,000	160,000
15259	Dunsborough Playing Fields Lighting Upgrade (C)	135,115	-	-	250,000	250,000
	Total Parks, Gardens and Reserves	237,116	452,245	452,245	5,694,292	5,694,292
Drainage Infrastructure						
14880	Chapman Street Mitigate private property inundation(C)	29	-	-	-	-
14881	Dunsborough Lakes Drive No 69/71(C)	119,991	-	-	112,215	112,215
14883	Carey Street Drainage Renewals(C)	48,119	-	-	111,890	111,890
14886	Hester Steet Drainage Renewal SLK0.33 (C)	124	-	-	-	-
14945	WSUD Improv Drainage Outlets and Catchements(C)	1,170	-	-	27,000	27,000
15178	Alan Street pits& pipes (C)	-	786	786	31,446	31,446
15179	Barnard Road pits& pipes (C)	-	673	673	26,929	26,929
15180	Chieftan Cr pits&pipes (C)	-	1,667	1,667	66,683	66,683
15181	Gibney Street pits& pipes (C)	-	786	786	31,446	31,446
15182	Prowse Way pits&pipes (C)	-	-	-	130,099	130,099
15183	Bower Road pits&pipes (C)	-	4,097	4,097	163,866	163,866
15184	Beachfields Dr and Latrobe Pl pits&pipes (C)	-	1,185	1,185	47,398	47,398
15186	Norman, Rose St & Armstrong Road (C)	-	-	-	26,000	26,000
15195	Gifford Road Drainage (C)	-	-	-	42,096	42,096
15196	Bay View Crescent Drainage (C)	-	-	-	35,944	35,944
	Total Drainage Infrastructure	169,432	9,194	9,194	853,010	853,010
Regional Airport and Industrial Park						
10583	Airport Construction Stage 2, Airfield(C)	22,885	1,064	1,064	60,768	60,768
14838	BMRA - Apron Lighting(C)	68,837	-	-	62,890	62,890
15205	CBS X-Ray Equipment (C)	-	-	-	650,000	650,000
15206	Airport Public Car Park Expansion (C)	-	-	-	1,200,000	1,200,000
15207	BMRA Septic Upgrade (C)	-	-	-	660,000	660,000
15208	Aviramp (C)	-	-	-	220,000	220,000
15209	Check-in Desk/Injector (C)	-	-	-	150,000	150,000
15270	Aboriginal Artwork at the Busselton Airport (C)	-	-	-	50,000	-
	Total Regional Airport and Industrial Park	91,722	1,064	1,064	3,053,658	3,003,658
	Infrastructure Total	1,075,047	1,166,544	1,166,544	23,306,707	23,256,707
	Grand Total	9,477,169	9,606,684	10,253,707	53,305,822	53,228,822

City of Busselton Reserve Movements
For Period Ended 30 September 2024

Project Number	Transaction Type	Project Description	YTD Actual	YTD Budget	Budget Original	YTD BudgetA	Budget Amended
1006 - Building Reserve							
10904	Opening Balance	Other General Purpose Funding(O)	(7,413,801.15)	(7,413,801.15)	(7,413,801.15)	(7,413,801.15)	(7,413,801.15)
10904	Interest Earned	Other General Purpose Funding(O)	(109,382.97)	(35,640.00)	(142,557.00)	(35,640.00)	(142,557.00)
10027	Transfer To Reserve	Asset Management Administration(O)	(636,942.51)	(636,942.51)	(2,547,764.92)	(636,942.51)	(2,547,764.92)
10025	Transfer From Reserve	Weld Theatre Upgrade (C)	0.00	0.00	68,178.00	0.00	68,178.00
10163	Transfer From Reserve	Old Fire Station Building(O)	0.00	0.00	15,525.00	0.00	15,525.00
10167	Transfer From Reserve	Dunsborough Hall(O)	0.00	0.00	5,000.00	0.00	5,000.00
10175	Transfer From Reserve	Yallingup Hall(O)	0.00	0.00	30,000.00	0.00	30,000.00
10217	Transfer From Reserve	Busselton Library(O)	0.00	0.00	10,000.00	0.00	10,000.00
10243	Transfer From Reserve	Depot Building-Busselton(O)	0.00	0.00	10,450.00	0.00	10,450.00
10599	Transfer From Reserve	Busselton Library Upgrade(C)	0.00	0.00	30,000.00	0.00	30,000.00
10642	Transfer From Reserve	Dunsborough Lakes Sporting Precinct-Pavilion/Changeroom F(C)	0.00	0.00	61,301.00	0.00	61,301.00
10787	Transfer From Reserve	Geographe Leisure Centre(C)	0.00	0.00	509,494.00	0.00	509,494.00
10840	Transfer From Reserve	NCC Upgrade(C)	0.00	0.00	50,000.00	0.00	50,000.00
10853	Transfer From Reserve	Asbestos Removal & Replacement(O)	0.00	0.00	51,750.00	0.00	51,750.00
10959	Transfer From Reserve	Churchill Park Hall (C)	0.00	0.00	103,500.00	0.00	103,500.00
11761	Transfer From Reserve	Abbey Beach Boat Ramp Toilets(O)	0.00	0.00	8,832.00	0.00	8,832.00
11783	Transfer From Reserve	Meelup-Toilets(O)	0.00	0.00	10,000.00	0.00	10,000.00
11794	Transfer From Reserve	Yallingup-Toilets(O)	0.00	0.00	30,000.00	0.00	30,000.00
12440	Transfer From Reserve	Energy Efficiency Initiatives (Various Buildings) (C)	0.00	0.00	100,000.00	0.00	100,000.00
12518	Transfer From Reserve	Bovell Park Transformer Building (C)	0.00	0.00	103,500.00	0.00	103,500.00
12550	Transfer From Reserve	Busselton Works Depot(C)	0.00	0.00	475,159.00	0.00	475,159.00
12796	Transfer From Reserve	Depot Training Room (C)	0.00	0.00	14,628.00	0.00	14,628.00
14938	Transfer From Reserve	Churchill Park Toilets (C)	0.00	0.00	400,000.00	0.00	400,000.00
14942	Transfer From Reserve	Lions Park Shopping Centre Toilets (C)	0.00	0.00	250,000.00	0.00	250,000.00
14943	Transfer From Reserve	Changing Places Accessible Ablutions (C)	0.00	0.00	100,000.00	0.00	100,000.00
15074	Transfer From Reserve	Vasse Toilet (C)	0.00	0.00	125,000.00	0.00	125,000.00
15075	Transfer From Reserve	Vasse Toilet (O)	0.00	0.00	36,225.00	0.00	36,225.00
15232	Transfer From Reserve	Busselton Works Depot - Roller Door Repl (C)	0.00	0.00	30,000.00	0.00	30,000.00
15233	Transfer From Reserve	Busselton Works Depot - Design Investigation DAIP (C)	0.00	0.00	50,000.00	0.00	50,000.00
15234	Transfer From Reserve	NCC - Installation of Protection Glass Window (C)	0.00	0.00	20,000.00	0.00	20,000.00
15235	Transfer From Reserve	Holgate Reserve Toilet - Investigation (C)	0.00	0.00	10,000.00	0.00	10,000.00
15236	Transfer From Reserve	GLC Fitness Gym - Replacement of Ceiling Tiles (C)	0.00	0.00	103,000.00	0.00	103,000.00
15237	Transfer From Reserve	GLC - Repl3 Units of Wall Mounted Water Fountain (C)	0.00	0.00	12,000.00	0.00	12,000.00
15238	Transfer From Reserve	NCC - Repl 2 Units of Wall Mounted Water Fountains (C)	0.00	0.00	9,000.00	0.00	9,000.00
15240	Transfer From Reserve	GLC - Repl of Outdoor Pool Sand Filter (C)	0.00	0.00	201,250.00	0.00	201,250.00
<i>Building Reserve Closing Balance</i>			(8,160,126.63)	(8,086,383.66)	(7,070,331.07)	(8,086,383.66)	(7,070,331.07)
1010 - Busselton Jetty Tourist Park Reserve							
10904	Opening Balance	Other General Purpose Funding(O)	(2,419,212.68)	(2,419,212.68)	(2,419,212.68)	(2,419,212.68)	(2,419,212.68)
10904	Interest Earned	Other General Purpose Funding(O)	(36,855.93)	(10,839.00)	(43,356.00)	(10,839.00)	(43,356.00)
10297	Transfer To Reserve	Busselton Jetty Tourist Park(O)	(238,346.34)	(238,346.34)	(953,374.00)	(238,346.34)	(953,374.00)
11040	Transfer From Reserve	Economic and Business Development(O)	0.00	165,423.99	165,423.99	165,423.99	165,423.99
12868	Transfer From Reserve	Busselton Jetty Tourist Park - Cabin Replacement/Upgrade (C)	0.00	0.00	540,000.00	0.00	540,000.00
<i>Busselton Jetty Tourist Park Reserve Closing Balance</i>			(2,694,414.95)	(2,502,974.03)	(2,710,518.69)	(2,502,974.03)	(2,710,518.69)
1014 - City Car Parking and Access Reserve							
10904	Opening Balance	Other General Purpose Funding(O)	(1,106,229.33)	(1,106,229.33)	(1,106,229.33)	(1,106,229.33)	(1,106,229.33)
10904	Interest Earned	Other General Purpose Funding(O)	(12,802.69)	(5,667.00)	(22,671.00)	(5,667.00)	(22,671.00)
10027	Transfer To Reserve	Asset Management Administration(O)	(46,881.00)	(46,881.00)	(187,529.00)	(46,881.00)	(187,529.00)
10609	Transfer From Reserve	Eagle Bay Carpark (Limestone Overflow) (C)	0.00	0.00	79,265.00	0.00	79,265.00
12694	Transfer From Reserve	Port Geographe Marina(Boat Ramp Stage 1)(C)	0.00	0.00	87,840.00	0.00	87,840.00
14873	Transfer From Reserve	Forrest Beach Horse Float Carparking Area(C)	0.00	0.00	121,372.00	0.00	121,372.00
14874	Transfer From Reserve	Disabled Parking Bays BussForeshore (Old ennisCourt)(C)	0.00	0.00	10,000.00	0.00	10,000.00
15219	Transfer From Reserve	ECU Peel Terrace - Accessible Parking Bays(C)	0.00	0.00	26,660.00	0.00	26,660.00
<i>City Car Parking and Access Reserve Closing Balance</i>			(1,165,913.02)	(1,158,777.33)	(991,292.33)	(1,158,777.33)	(991,292.33)
1016 - Coastal and Climate Adaptation Reserve							
10904	Opening Balance	Other General Purpose Funding(O)	(2,025,050.79)	(2,025,050.79)	(2,025,050.79)	(2,025,050.79)	(2,025,050.79)
10904	Interest Earned	Other General Purpose Funding(O)	(32,972.37)	(4,524.00)	(18,100.00)	(4,524.00)	(18,100.00)
10027	Transfer To Reserve	Asset Management Administration(O)	(323,923.68)	(323,923.68)	(1,295,699.00)	(323,923.68)	(1,295,699.00)
12811	Transfer From Reserve	Sand Re-Nourishment(O)	0.00	0.00	85,905.00	0.00	85,905.00
12873	Transfer From Reserve	Coastal Protection - Beach Monitoring Year 10 (O)	0.00	0.00	53,945.00	0.00	53,945.00
14736	Transfer From Reserve	PACP Coastal Grant Projects(O)	0.00	341,487.51	1,365,950.00	341,487.51	1,365,950.00
14929	Transfer From Reserve	Coastal Adaptation and Protection Plan(O)	0.00	0.00	175,530.00	0.00	175,530.00
15193	Transfer From Reserve	Coastal Stabilisation (CERMP2223-010) (C)	0.00	0.00	333,500.00	0.00	333,500.00
15249	Transfer From Reserve	Vincent St Seawall Refb. - CERMP 2223-011 (C)	0.00	0.00	40,000.00	0.00	40,000.00
<i>Coastal and Climate Adaptation Reserve Closing Balance</i>			(2,381,946.84)	(2,012,010.96)	(1,284,019.79)	(2,012,010.96)	(1,284,019.79)
1030 - Corporate IT Systems Reserve							
10904	Opening Balance	Other General Purpose Funding(O)	(1,007,337.49)	(1,007,337.49)	(1,007,337.49)	(1,007,337.49)	(1,007,337.49)
10904	Interest Earned	Other General Purpose Funding(O)	(17,460.26)	(2,733.00)	(10,934.00)	(2,733.00)	(10,934.00)
10027	Transfer To Reserve	Asset Management Administration(O)	(117,207.00)	(117,207.00)	(468,823.00)	(117,207.00)	(468,823.00)
12876	Transfer From Reserve	ICT Services - Equipment & Software Purchases(C)	0.00	0.00	1,432,000.00	0.00	1,432,000.00
<i>Corporate IT Systems Reserve Closing Balance</i>			(1,142,004.75)	(1,127,277.49)	(55,094.49)	(1,127,277.49)	(55,094.49)
1032 - Election, Value and Corporate Expense Reserve							
10904	Opening Balance	Other General Purpose Funding(O)	(405,431.10)	(405,431.10)	(405,431.10)	(405,431.10)	(405,431.10)
10904	Interest Earned	Other General Purpose Funding(O)	(4,677.89)	(2,394.00)	(9,578.00)	(2,394.00)	(9,578.00)
10830	Transfer To Reserve	Members of Council(O)	(37,617.00)	(37,617.00)	(150,470.00)	(37,617.00)	(150,470.00)
11126	Transfer From Reserve	Rates Administration(O)	0.00	0.00	380,000.00	0.00	380,000.00
<i>Election, Value and Corporate Expense Reserve Closing Balance</i>			(447,725.99)	(445,442.10)	(185,479.10)	(445,442.10)	(185,479.10)

City of Busseton Reserve Movements
For Period Ended 30 September 2024

Project Number	Transaction Type	Project Description	YTD Actual	YTD Budget	Budget Original	YTD BudgetA	Budget Amended
1035 - Footpath and Cycleways Reserve							
10904	Opening Balance	Other General Purpose Funding(O)	(2,304,679.39)	(2,304,679.39)	(2,304,679.39)	(2,304,679.39)	(2,304,679.39)
10904	Interest Earned	Other General Purpose Funding(O)	(31,783.90)	(8,679.00)	(34,711.00)	(8,679.00)	(34,711.00)
10027	Transfer To Reserve	Asset Management Administration(O)	(372,513.00)	(372,513.00)	(1,490,054.00)	(372,513.00)	(1,490,054.00)
10741	Transfer From Reserve	Busseton CBD Footpath Renewal(C)	0.00	0.00	23,793.00	0.00	23,793.00
11986	Transfer From Reserve	Causeway Road Shared Path(C)	0.00	0.00	25,000.00	0.00	25,000.00
11987	Transfer From Reserve	Caves Road (C)	0.00	0.00	115,000.00	0.00	115,000.00
12444	Transfer From Reserve	Duchess Street (West St to Queen St left) (C)	0.00	0.00	167,460.00	0.00	167,460.00
12579	Transfer From Reserve	Peel Terrace (Cammilleri St to Brown St) (C)	0.00	0.00	19,330.00	0.00	19,330.00
12700	Transfer From Reserve	Signal Park(C)	0.00	0.00	72,670.00	0.00	72,670.00
14814	Transfer From Reserve	Townscape Works Busseton(C)	0.00	0.00	34,707.00	0.00	34,707.00
14887	Transfer From Reserve	Coastal Shared Path - Forth St to Holgate(C)	0.00	0.00	402,033.00	0.00	402,033.00
14893	Transfer From Reserve	Bay View Crescent - Curtis Bay Lot 62 to Lot 4(C)	0.00	0.00	100,000.00	0.00	100,000.00
14895	Transfer From Reserve	Vincent Street to Geographe Bay Road (Reserve 44343)(C)	0.00	0.00	432,000.00	0.00	432,000.00
14897	Transfer From Reserve	Naturaliste Terrace Footbridge Renewal #6017 Lot 254(C)	0.00	0.00	98,527.00	0.00	98,527.00
14899	Transfer From Reserve	Feasibility Study - Dunsborough to Yallingup(O)	0.00	0.00	10,350.00	0.00	10,350.00
15187	Transfer From Reserve	Pedestrian Access Way (PAW) (C)	0.00	83,665.00	83,665.00	83,665.00	83,665.00
15201	Transfer From Reserve	Busset Highway – Harvest Rd to Ray Av Footpath (C)	0.00	0.00	62,832.00	0.00	62,832.00
15220	Transfer From Reserve	Footpaths Albert/West Street Pedestrian Impr (C)	0.00	0.00	55,000.00	0.00	55,000.00
15221	Transfer From Reserve	Footpath BushWY (Brd) William Cary Court, MoorhenStNovV(C)	0.00	0.00	235,000.00	0.00	235,000.00
15222	Transfer From Reserve	Footpaths Harris Road (Carey Street to Ford Road) (C)	0.00	0.00	260,712.00	0.00	260,712.00
15223	Transfer From Reserve	FootpathGreenfields Rd-Dun (Windlemere Dr to BallardLoop)(C)	0.00	0.00	27,500.00	0.00	27,500.00
15224	Transfer From Reserve	Footpath Marri DriveDun (Naturaliste Ter- Cape Nat Rd) (C)	0.00	0.00	94,000.00	0.00	94,000.00
15225	Transfer From Reserve	Footpaths Dowell rd- (Vasse Bypass to Dowell Rd) (C)	0.00	0.00	12,500.00	0.00	12,500.00
15226	Transfer From Reserve	Footpaths Prince Regent Drive (C)	0.00	0.00	173,000.00	0.00	173,000.00
15227	Transfer From Reserve	Footpaths Dun Foreshore (R22965)Contrib.to path C1806/134 (C)	0.00	0.00	45,980.00	0.00	45,980.00
15228	Transfer From Reserve	FootpathAdelaideSt Des&SerApp(QueentoStanley St- rescope) (C)	0.00	0.00	30,000.00	0.00	30,000.00
<i>Footpath and Cycleways Reserve Closing Balance</i>			(2,708,976.29)	(2,602,206.39)	(1,248,385.39)	(2,602,206.39)	(1,248,385.39)
1036 - Furniture and Equipment Reserve							
10904	Opening Balance	Other General Purpose Funding(O)	(560,517.08)	(560,517.08)	(560,517.08)	(560,517.08)	(560,517.08)
10904	Interest Earned	Other General Purpose Funding(O)	(7,898.45)	(2,277.00)	(9,106.00)	(2,277.00)	(9,106.00)
10027	Transfer To Reserve	Asset Management Administration(O)	(31,254.00)	(31,254.00)	(125,019.00)	(31,254.00)	(125,019.00)
11124	Transfer From Reserve	Stakeholder Relations(O)	0.00	0.00	6,000.00	0.00	6,000.00
12878	Transfer From Reserve	Naturaliste Community Centre (NCC) - Purchase Office Furn(C)	0.00	0.00	16,000.00	0.00	16,000.00
15059	Transfer From Reserve	Sculpture By The Bay (C)	0.00	0.00	12,000.00	0.00	12,000.00
15250	Transfer From Reserve	Signage and grave markers (C)	0.00	0.00	7,000.00	0.00	7,000.00
15251	Transfer From Reserve	Bronze memorial tree for multiple memorials (C)	0.00	0.00	10,000.00	0.00	10,000.00
15256	Transfer From Reserve	Leisure Centre Spin Bikes (C)	0.00	0.00	180,000.00	0.00	180,000.00
<i>Furniture and Equipment Reserve Closing Balance</i>			(599,669.53)	(594,048.08)	(463,642.08)	(594,048.08)	(463,642.08)
1038 - Jetty Reserve							
10904	Opening Balance	Other General Purpose Funding(O)	(8,562,411.08)	(8,562,411.08)	(8,562,411.08)	(8,562,411.08)	(8,562,411.08)
10904	Interest Earned	Other General Purpose Funding(O)	(125,703.26)	(45,924.00)	(183,694.00)	(45,924.00)	(183,694.00)
10027	Transfer To Reserve	Asset Management Administration(O)	(86,922.00)	(86,922.00)	(347,689.00)	(86,922.00)	(347,689.00)
10048	Transfer To Reserve	Busseton Jetty(O)	(222,207.00)	(222,207.00)	(888,833.00)	(222,207.00)	(888,833.00)
10160	Transfer To Reserve	Equinox Cafe(O)	(25,875.78)	(25,875.78)	(103,500.00)	(25,875.78)	(103,500.00)
10161	Transfer To Reserve	Goose Café(O)	(14,124.24)	(14,124.24)	(56,500.00)	(14,124.24)	(56,500.00)
10162	Transfer To Reserve	Micro Brewery Building(O)	(25,751.04)	(25,751.04)	(103,000.00)	(25,751.04)	(103,000.00)
11704	Transfer To Reserve	Busseton Tennis Club Building (Old)(O)	(24.99)	(24.99)	(100.00)	(24.99)	(100.00)
11798	Transfer To Reserve	Hotel Site 2(O)	(22,502.88)	(22,502.88)	(90,000.00)	(22,502.88)	(90,000.00)
10048	Transfer From Reserve	Busseton Jetty(O)	0.00	467,743.26	1,870,973.00	467,743.26	1,870,973.00
10049	Transfer From Reserve	Busseton Jetty - Interpretive Centre(O)	0.00	0.00	15,508.00	0.00	15,508.00
10050	Transfer From Reserve	Busseton Jetty - Underwater Observatory(O)	0.00	0.00	30,080.00	0.00	30,080.00
10052	Transfer From Reserve	Jetty Maintenance Compound(O)	0.00	0.00	12,043.00	0.00	12,043.00
15254	Transfer From Reserve	Plant Purchases Jetty – Minor Plant (Non-Capital) (O)	0.00	0.00	5,600.00	0.00	5,600.00
<i>Jetty Reserve Closing Balance</i>			(9,085,522.27)	(8,537,999.75)	(8,401,523.08)	(8,537,999.75)	(8,401,523.08)
1039 - Jetty Self Insurance Reserve							
10904	Opening Balance	Other General Purpose Funding(O)	(789,867.98)	(789,867.98)	(789,867.98)	(789,867.98)	(789,867.98)
10904	Interest Earned	Other General Purpose Funding(O)	(12,027.28)	(4,905.00)	(19,620.00)	(4,905.00)	(19,620.00)
10048	Transfer To Reserve	Busseton Jetty(O)	(20,505.00)	(20,505.00)	(82,020.00)	(20,505.00)	(82,020.00)
<i>Jetty Self Insurance Reserve Closing Balance</i>			(822,400.26)	(815,277.98)	(891,507.98)	(815,277.98)	(891,507.98)
1040 - Joint Venture Aged Housing Reserve (Harris/Winderlup)							
10904	Opening Balance	Other General Purpose Funding(O)	(1,878,153.92)	(1,878,153.92)	(1,878,153.92)	(1,878,153.92)	(1,878,153.92)
10904	Interest Earned	Other General Purpose Funding(O)	(28,948.62)	(12,120.00)	(48,483.00)	(12,120.00)	(48,483.00)
11683	Transfer To Reserve	Harris Road Aged Housing(O)	(23,777.22)	(23,777.22)	(95,104.00)	(23,777.22)	(95,104.00)
11685	Transfer To Reserve	Winderlup Villas Aged Housing(O)	(4,025.25)	(4,025.25)	(16,100.00)	(4,025.25)	(16,100.00)
12231	Transfer From Reserve	Aged Housing Capital Improvements - Harris Road(C)	0.00	0.00	56,000.00	0.00	56,000.00
12233	Transfer From Reserve	Aged Housing Capital Improvements - Winderlup(C)	0.00	0.00	140,000.00	0.00	140,000.00
<i>Joint Venture Aged Housing Reserve (Harris/Winderlup) Closing Balance</i>			(1,934,905.01)	(1,918,076.39)	(1,841,840.92)	(1,918,076.39)	(1,841,840.92)
1041 - Legal Expenses Reserve							
10904	Opening Balance	Other General Purpose Funding(O)	(488,091.56)	(488,091.56)	(488,091.56)	(488,091.56)	(488,091.56)
10904	Interest Earned	Other General Purpose Funding(O)	(5,299.03)	(2,871.00)	(11,488.00)	(2,871.00)	(11,488.00)
10824	Transfer From Reserve	Legal Services(O)	0.00	155,250.00	155,250.00	155,250.00	155,250.00
<i>Legal Expenses Reserve Closing Balance</i>			(493,390.59)	(335,712.56)	(344,329.56)	(335,712.56)	(344,329.56)
1042 - Locke Estate Reserve							
10904	Opening Balance	Other General Purpose Funding(O)	(246,582.70)	(246,582.70)	(246,582.70)	(246,582.70)	(246,582.70)
10904	Interest Earned	Other General Purpose Funding(O)	(4,076.72)	(1,518.00)	(6,077.00)	(1,518.00)	(6,077.00)
10180	Transfer To Reserve	Locke Estate(O)	(3,999.99)	(3,999.99)	(16,000.00)	(3,999.99)	(16,000.00)
<i>Locke Estate Reserve Closing Balance</i>			(254,659.41)	(252,100.69)	(268,659.70)	(252,100.69)	(268,659.70)

City of Busselton Reserve Movements
For Period Ended 30 September 2024

Project Number	Transaction Type	Project Description	YTD Actual	YTD Budget	Budget Original	YTD BudgetA	Budget Amended
1043 - Long Service Leave Reserve							
10904	Opening Balance	Other General Purpose Funding(O)	(3,840,456.00)	(3,840,456.00)	(3,840,456.00)	(3,840,456.00)	(3,840,456.00)
10904	Interest Earned	Other General Purpose Funding(O)	(48,187.55)	(25,287.00)	(101,146.00)	(25,287.00)	(101,146.00)
10810	Transfer To Reserve	Human Resources & Payroll(O)	(112,500.00)	(112,500.00)	(450,000.00)	(112,500.00)	(450,000.00)
10018	Transfer From Reserve	Animal Control(O)	0.00	412.95	1,651.82	412.95	1,651.82
10041	Transfer From Reserve	Building Services(O)	0.00	12,418.74	49,674.91	12,418.74	49,674.91
10678	Transfer From Reserve	Customer Services(O)	0.00	3,602.13	14,408.55	3,602.13	14,408.55
10706	Transfer From Reserve	Engineering Services Design PWOH(O)	0.00	4,405.29	17,621.16	4,405.29	17,621.16
10710	Transfer From Reserve	Environmental Health Services Administration(O)	0.00	1,889.22	7,556.86	1,889.22	7,556.86
10810	Transfer From Reserve	Human Resources & Payroll(O)	0.00	5,713.68	22,854.70	5,713.68	22,854.70
10811	Transfer From Reserve	Information & Communication Technology Services(O)	0.00	2,833.83	11,335.29	2,833.83	11,335.29
10899	Transfer From Reserve	Work Health and Safety(O)	0.00	1,592.58	6,370.34	1,592.58	6,370.34
10901	Transfer From Reserve	Civil Infrastructure Management PWOH(O)	0.00	7,669.44	30,677.76	7,669.44	30,677.76
10902	Transfer From Reserve	Civil Infrastructure Works PWOH(O)	0.00	22,579.08	90,316.42	22,579.08	90,316.42
10905	Transfer From Reserve	Other Law, Order & Public Safety(O)	0.00	4,226.76	16,906.98	4,226.76	16,906.98
11026	Transfer From Reserve	Planning and Development Management(O)	0.00	4,343.10	17,372.31	4,343.10	17,372.31
11127	Transfer From Reserve	Records(O)	0.00	4,476.99	17,907.96	4,476.99	17,907.96
12225	Transfer From Reserve	Waste and Fleet Management (PWOH)(O)	0.00	1,758.24	7,032.92	1,758.24	7,032.92
12258	Transfer From Reserve	Statutory Planning(O)	0.00	6,686.01	26,744.07	6,686.01	26,744.07
12408	Transfer From Reserve	Venues & Bookings(O)	0.00	2,388.87	9,555.51	2,388.87	9,555.51
15156	Transfer From Reserve	Manager Planning and Development (O)	0.00	652.65	2,610.61	652.65	2,610.61
15188	Transfer From Reserve	Organisational Development (O)	0.00	944.61	3,778.43	944.61	3,778.43
Long Service Leave Reserve Closing Balance			(4,001,143.55)	(3,889,648.83)	(4,037,225.40)	(3,889,648.83)	(4,037,225.40)
1045 - Events, Marketing and Business Development Reserve							
10904	Opening Balance	Other General Purpose Funding(O)	(319,812.11)	(319,812.11)	(319,812.11)	(319,812.11)	(319,812.11)
10904	Interest Earned	Other General Purpose Funding(O)	5,836.37	(654.00)	(2,618.00)	(654.00)	(2,618.00)
10188	Transfer To Reserve	Events and Culture(O)	(401,117.19)	(401,117.19)	(1,604,471.00)	(401,117.19)	(1,604,471.00)
10022	Transfer From Reserve	Saltwater (O)	0.00	0.00	100,000.00	0.00	100,000.00
10188	Transfer From Reserve	Events and Culture(O)	0.00	0.00	1,742,956.00	0.00	1,742,956.00
Events, Marketing and Business Development Reserve Closing Balance			(715,092.93)	(721,583.30)	(83,945.11)	(721,583.30)	(83,945.11)
1047 - New Infrastructure Development Reserve							
10904	Opening Balance	Other General Purpose Funding(O)	(2,753,392.37)	(2,753,392.37)	(2,753,392.37)	(2,753,392.37)	(2,753,392.37)
10904	Interest Earned	Other General Purpose Funding(O)	(39,647.84)	(8,505.00)	(34,023.00)	(8,505.00)	(34,023.00)
10904	Transfer To Reserve	Other General Purpose Funding(O)	(127,132.61)	(125,000.01)	(500,000.00)	(125,000.01)	(500,000.00)
10642	Transfer From Reserve	Dunsborough Lakes Sporting Precinct-Pavilion/Changeroom F(C)	0.00	0.00	122,227.00	0.00	122,227.00
12407	Transfer From Reserve	Dunsborough Lakes Sporting Precinct (Stage 1)(C)	0.00	0.00	358,777.00	0.00	358,777.00
15073	Transfer From Reserve	Lot 9020 Dunsborough (C)	0.00	0.00	1,227,727.00	0.00	1,227,727.00
New Infrastructure Development Reserve Closing Balance			(2,920,172.82)	(2,886,897.38)	(1,578,684.37)	(2,886,897.38)	(1,578,684.37)
1048 - Other Infrastructure Reserve							
10904	Opening Balance	Other General Purpose Funding(O)	(899,444.22)	(899,444.22)	(899,444.22)	(899,444.22)	(899,444.22)
10904	Interest Earned	Other General Purpose Funding(O)	(3,878.46)	(4,143.00)	(16,574.00)	(4,143.00)	(16,574.00)
10027	Transfer To Reserve	Asset Management Administration(O)	(112,067.37)	(112,067.37)	(448,270.00)	(112,067.37)	(448,270.00)
10904	Transfer To Reserve	Other General Purpose Funding(O)	(111,441.00)	(111,441.00)	(445,762.00)	(111,441.00)	(445,762.00)
10157	Transfer From Reserve	Busselton Cemetery(O)	0.00	0.00	52,038.00	0.00	52,038.00
10158	Transfer From Reserve	Dunsborough Cemetery(O)	0.00	0.00	24,586.00	0.00	24,586.00
10159	Transfer From Reserve	Pioneer Cemetery(O)	0.00	0.00	6,458.00	0.00	6,458.00
10251	Transfer From Reserve	LED Street Light Replacement Program(O)	0.00	0.00	35,000.00	0.00	35,000.00
10700	Transfer From Reserve	Dunsborough Cemetery(C)	0.00	0.00	56,276.00	0.00	56,276.00
13003	Transfer From Reserve	Blythe Road(C)	0.00	0.00	76,000.00	0.00	76,000.00
14881	Transfer From Reserve	Dunsborough Lakes Drive No 69/71(C)	0.00	0.00	112,215.00	0.00	112,215.00
14883	Transfer From Reserve	Carey Street Drainage Renewals(C)	0.00	0.00	111,890.00	0.00	111,890.00
14945	Transfer From Reserve	WSUD Improv Drainage Outlets and Catchments(C)	0.00	0.00	27,000.00	0.00	27,000.00
15184	Transfer From Reserve	Beachfields Dr and Latrobe PI pits&pipes (C)	0.00	0.00	47,398.00	0.00	47,398.00
15186	Transfer From Reserve	Norman, Rose St & Armstrong Road (C)	0.00	0.00	26,000.00	0.00	26,000.00
15195	Transfer From Reserve	Gifford Road Drainage (C)	0.00	0.00	42,096.00	0.00	42,096.00
15196	Transfer From Reserve	Bay View Crescent Drainage (C)	0.00	0.00	35,944.00	0.00	35,944.00
Other Infrastructure Reserve Closing Balance			(1,126,831.05)	(1,127,095.59)	(1,157,149.22)	(1,127,095.59)	(1,157,149.22)

City of Busselton Reserve Movements

For Period Ended 30 September 2024

Project Number	Transaction Type	Project Description	YTD Actual	YTD Budget	Budget Original	YTD BudgetA	Budget Amended
1049 - Parks and Reserves Reserve							
10904	Opening Balance	Other General Purpose Funding(O)	(1,151,870.53)	(1,151,870.53)	(1,151,870.53)	(1,151,870.53)	(1,151,870.53)
10904	Interest Earned	Other General Purpose Funding(O)	(4,023.76)	(5,130.00)	(20,523.00)	(5,130.00)	(20,523.00)
10027	Transfer To Reserve	Asset Management Administration(O)	(384,660.24)	(384,660.24)	(1,538,642.00)	(384,660.24)	(1,538,642.00)
10597	Transfer From Reserve	Busselton Cemetery Infrastructure Upgrades(C)	0.00	0.00	30,000.00	0.00	30,000.00
10765	Transfer From Reserve	Foreshore Busselton - High Street to Carey Street(C)	0.00	0.00	50,000.00	0.00	50,000.00
10766	Transfer From Reserve	Foreshore Yallingup Capital(C)	0.00	0.00	20,000.00	0.00	20,000.00
10951	Transfer From Reserve	Mitchell Park Upgrade(C)	0.00	0.00	37,000.00	0.00	37,000.00
10952	Transfer From Reserve	Possum Park Barnard East Upgrade(C)	0.00	0.00	30,000.00	0.00	30,000.00
10953	Transfer From Reserve	Youth Skate Park(C)	0.00	0.00	70,000.00	0.00	70,000.00
10963	Transfer From Reserve	Minor Capital Improvements, Fencing, Seating, Lighting et(C)	0.00	0.00	50,000.00	0.00	50,000.00
10965	Transfer From Reserve	P&E - P&G Smart Technologies(C)	0.00	0.00	108,241.00	0.00	108,241.00
10967	Transfer From Reserve	New Shade Sails – multiple locations (C)	0.00	0.00	175,000.00	0.00	175,000.00
10979	Transfer From Reserve	Irrigation Renewal(C)	0.00	0.00	203,198.00	0.00	203,198.00
11024	Transfer From Reserve	Pioneer Cemetery - Implement Conservation Plan(C)	0.00	0.00	35,000.00	0.00	35,000.00
11035	Transfer From Reserve	Park Furniture Renewals - Replace aged & unsafe Equip(C)	0.00	0.00	55,000.00	0.00	55,000.00
11036	Transfer From Reserve	Playgrounds General - Replacement of playground equipment(C)	0.00	0.00	275,300.00	0.00	275,300.00
11109	Transfer From Reserve	BBQ Placement and Replacement(C)	0.00	0.00	34,000.00	0.00	34,000.00
12251	Transfer From Reserve	Cricket Nets & Wickets (C)	0.00	0.00	24,000.00	0.00	24,000.00
12267	Transfer From Reserve	Busselton Townscape Street Furniture Renewals (C)	0.00	0.00	40,000.00	0.00	40,000.00
12511	Transfer From Reserve	Dunsborough - BMX / Skatebowl(C)	0.00	0.00	5,000.00	0.00	5,000.00
12528	Transfer From Reserve	Dunsborough Town Centre/ Foreshore(C)	0.00	0.00	30,000.00	0.00	30,000.00
12562	Transfer From Reserve	Holgate Road - Coastal Nodes Up (C)	0.00	0.00	183,400.00	0.00	183,400.00
12656	Transfer From Reserve	Beach Access stairs Renewals(C)	0.00	0.00	130,000.00	0.00	130,000.00
12819	Transfer From Reserve	Beach Enclosures(C)	0.00	0.00	65,000.00	0.00	65,000.00
12846	Transfer From Reserve	Mitchell Park Landscape Upgrade Stage 2(C)	0.00	0.00	66,000.00	0.00	66,000.00
14900	Transfer From Reserve	Metricup Cemetery - Paths & Ashes iterrment(C)	0.00	0.00	10,000.00	0.00	10,000.00
14904	Transfer From Reserve	Beach Shower/Water Fountain Up& Ren (C)	0.00	0.00	20,000.00	0.00	20,000.00
14906	Transfer From Reserve	Dunsborough Oval Skatepark Lighting Renewal(C)	0.00	0.00	69,890.00	0.00	69,890.00
14917	Transfer From Reserve	Meelup Regional Park - Capital Projects(C)	0.00	0.00	52,325.00	0.00	52,325.00
15175	Transfer From Reserve	Busselton - Sound Shell Cover (C)	0.00	0.00	50,000.00	0.00	50,000.00
15176	Transfer From Reserve	Barnard Park Picket Fence Rep (C)	0.00	0.00	120,000.00	0.00	120,000.00
15177	Transfer From Reserve	Hardscape - Minor upgrades (C)	0.00	0.00	50,000.00	0.00	50,000.00
15241	Transfer From Reserve	Barnard Park - Sport light Upgrade to LED (C)	0.00	0.00	100,000.00	0.00	100,000.00
15248	Transfer From Reserve	Stage1 Solar LED Repl - Abbey & VMR Quindalup (C)	0.00	0.00	55,718.00	0.00	55,718.00
15259	Transfer From Reserve	Dunsborough Playing Fields Lighting Upgrade (C)	0.00	0.00	250,000.00	0.00	250,000.00
<i>Parks and Reserves Reserve Closing Balance</i>			(1,540,554.53)	(1,541,660.77)	(216,963.53)	(1,541,660.77)	(216,963.53)
1050 - Performing Arts and Convention Centre Reserve							
10904	Opening Balance	Other General Purpose Funding(O)	(2,591,694.81)	(2,591,694.81)	(2,591,694.81)	(2,591,694.81)	(2,591,694.81)
10904	Interest Earned	Other General Purpose Funding(O)	(37,233.49)	(16,152.00)	(64,602.00)	(16,152.00)	(64,602.00)
<i>Performing Arts and Convention Centre Reserve Closing Balance</i>			(2,628,928.30)	(2,607,846.81)	(2,656,296.81)	(2,607,846.81)	(2,656,296.81)

City of Busselton Reserve Movements
For Period Ended 30 September 2024

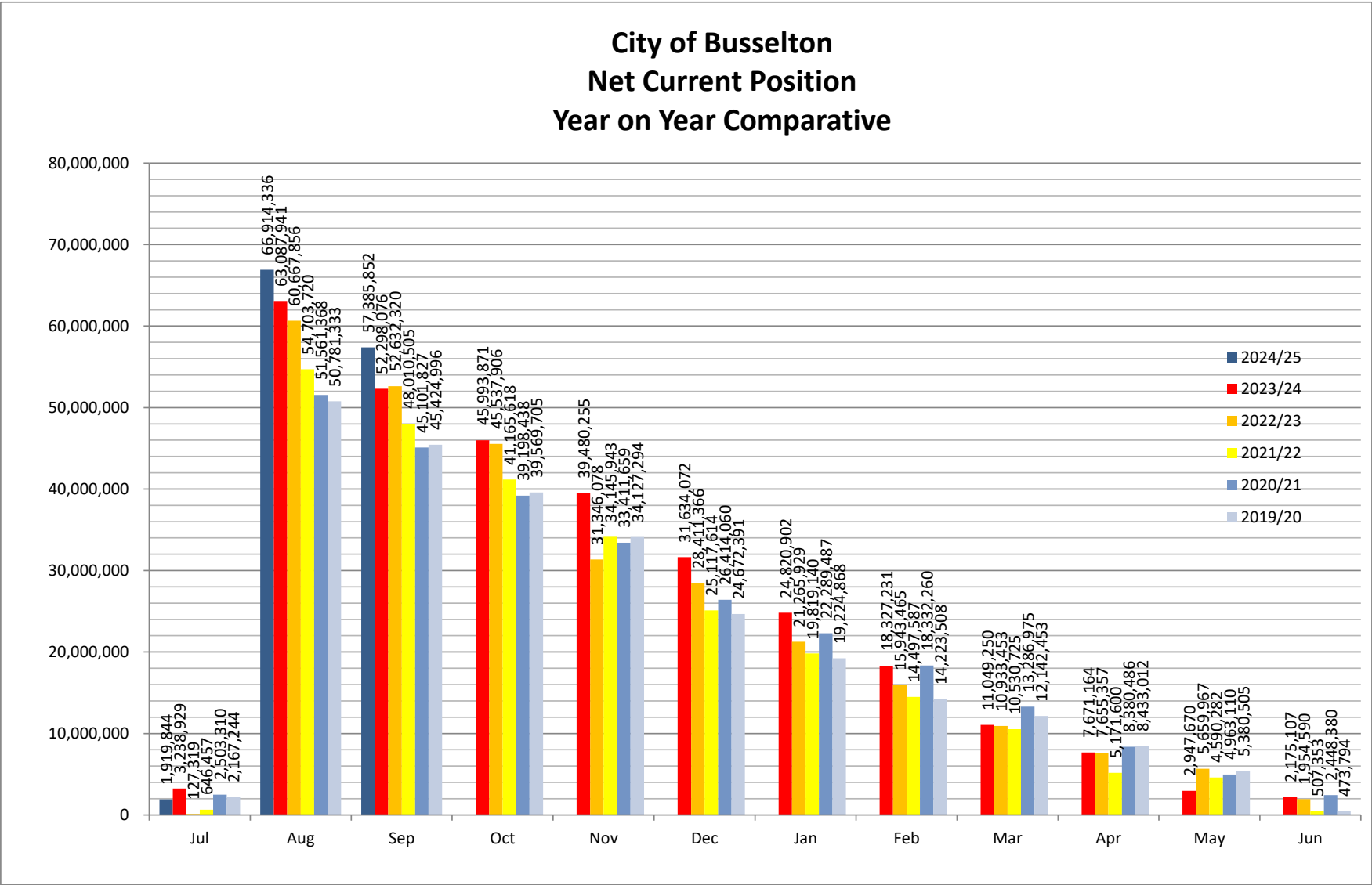
Project Number	Transaction Type	Project Description	YTD Actual	YTD Budget	Budget Original	YTD BudgetA	Budget Amended
1051 - Plant Replacement Reserve							
10904	Opening Balance	Other General Purpose Funding(O)	(3,049,040.23)	(3,049,040.23)	(3,049,040.23)	(3,049,040.23)	(3,049,040.23)
10904	Interest Earned	Other General Purpose Funding(O)	(44,948.38)	(1,671.00)	(6,689.00)	(1,671.00)	(6,689.00)
10027	Transfer To Reserve	Asset Management Administration(O)	(412,974.00)	(412,974.00)	(1,651,894.00)	(412,974.00)	(1,651,894.00)
10448	Transfer From Reserve	Miscellaneous Plant & Equipment(O)	0.00	0.00	19,375.00	0.00	19,375.00
12881	Transfer From Reserve	HINO FD1024 Beavertail Truck (Turf) (C)	0.00	0.00	80,000.00	0.00	80,000.00
12882	Transfer From Reserve	Isuzu NPR65-190 Single Cab (Turf) (C)	0.00	0.00	80,000.00	0.00	80,000.00
12887	Transfer From Reserve	Plant Purchases (P11) - Redexim Easyspread 1600 Sand Spre(C)	0.00	0.00	20,000.00	0.00	20,000.00
12888	Transfer From Reserve	HINO FS2848 Tipper Truck (C&M) (C)	0.00	0.00	250,060.00	0.00	250,060.00
12889	Transfer From Reserve	Plant Purchases (P12) - Speed Display/VMB single axle tra(C)	0.00	0.00	29,500.00	0.00	29,500.00
12890	Transfer From Reserve	Caterpillar CS56 Roller (C&M) (C)	0.00	0.00	170,000.00	0.00	170,000.00
12892	Transfer From Reserve	ISUZU FVZ1400 Tipper Truck (C&M) (C)	0.00	0.00	250,060.00	0.00	250,060.00
12897	Transfer From Reserve	ISUZU D-MAX SX 4X2 SINGLE CAB UTILITY (IRRIGATION) (C)	0.00	0.00	31,158.00	0.00	31,158.00
12898	Transfer From Reserve	MITSUBISHI TRITON 4X2 SINGLE CAB UTE (P&G) (C)	0.00	0.00	31,158.00	0.00	31,158.00
14775	Transfer From Reserve	Plant Purchases (P11) - Minor Plant (Non-Capital)(O)	0.00	0.00	15,000.00	0.00	15,000.00
14776	Transfer From Reserve	Plant Purchases (P12) - Minor Plant (Non-Capital)(O)	0.00	0.00	20,000.00	0.00	20,000.00
14818	Transfer From Reserve	Wheeled 20t excavator Inc. Accessories(C)	0.00	0.00	485,000.00	0.00	485,000.00
14819	Transfer From Reserve	Posittrak (Cat 299) with Accessories (C)	0.00	0.00	250,000.00	0.00	250,000.00
14820	Transfer From Reserve	Trailer for Towing Posittrak & Traffic Lights(C)	0.00	0.00	40,000.00	0.00	40,000.00
14954	Transfer From Reserve	MITSUBISHI TRITON 4x2 SINGLE CAB (C)	0.00	0.00	25,000.00	0.00	25,000.00
15004	Transfer From Reserve	HUSQVARNA RC318T RIDE ON MOWER (C)	0.00	0.00	15,000.00	0.00	15,000.00
15006	Transfer From Reserve	HINO 917 CREW CAB (C&M) (C)	0.00	0.00	80,000.00	0.00	80,000.00
15008	Transfer From Reserve	ISUZU NPR400 CREW CAB (C&M) (C)	0.00	0.00	80,000.00	0.00	80,000.00
15013	Transfer From Reserve	HINO GH1728 AUTO TRUCK (C&M) (C)	0.00	0.00	350,000.00	0.00	350,000.00
15016	Transfer From Reserve	HINO GF1628 REAR TIPPING TRUCK (P&G) (C)	0.00	0.00	100,000.00	0.00	100,000.00
15018	Transfer From Reserve	TORO 4010D GROUNDMASTER MOWER (P&G) (C)	0.00	0.00	130,000.00	0.00	130,000.00
15023	Transfer From Reserve	ISUZU DMAX 4X2 SINGLE CAB (P&G) FORESHORE IRRIGATION (C)	0.00	0.00	31,158.00	0.00	31,158.00
15032	Transfer From Reserve	SUBARU OUTBACK 2.5i PREMIUM WAGON (C)	0.00	0.00	24,753.00	0.00	24,753.00
15113	Transfer From Reserve	CATERPILLAR 12M GRADER (CONSTR.) Reo.P103003(C)	0.00	0.00	306,600.00	0.00	306,600.00
15114	Transfer From Reserve	Hako Citymaster 1600 Road Sweeper (C)	0.00	0.00	135,154.00	0.00	135,154.00
15116	Transfer From Reserve	HUSQVARNA SC18 TURF CUTTER (P&Gs) (C)	0.00	11,300.00	11,300.00	11,300.00	11,300.00
15117	Transfer From Reserve	CATERPILLAR 432F LOADER BACKHOE (C)	0.00	0.00	160,000.00	0.00	160,000.00
15118	Transfer From Reserve	ISUZU NQR87-190 CREW CAB TRAY BACK (FOOT CREW) (C)	0.00	0.00	68,000.00	0.00	68,000.00
15119	Transfer From Reserve	ISUZU FTR900 MED SIDE & REAR TIPPER (CONSTR.) (C)	0.00	0.00	122,000.00	0.00	122,000.00
15120	Transfer From Reserve	HOWARD HEAVY DUTY 180 ROTASLASHER (P&G) (C)	0.00	0.00	9,500.00	0.00	9,500.00
15121	Transfer From Reserve	LANDBOSS LE 4X4 MULE (FORESHORE CREW) (C)	0.00	0.00	15,000.00	0.00	15,000.00
15122	Transfer From Reserve	Mazda 6 Sport wagon BSN56BX (Stat Pl Coord) (C)	0.00	0.00	17,971.00	0.00	17,971.00
15123	Transfer From Reserve	Nissan XTrail STL 4x4 SUV (Pl. Coord) (C)	0.00	18,306.00	18,306.00	18,306.00	18,306.00
15124	Transfer From Reserve	Mitsubishi Outlander LS AWD : BSN86BX (P&Gs Coord) (C)	0.00	17,155.00	17,155.00	17,155.00	17,155.00
15126	Transfer From Reserve	Mitsubishi Pajero Sport GLX 4x4 (New) (Rec Adm) (C)	0.00	0.00	19,000.00	0.00	19,000.00
15127	Transfer From Reserve	Mitsubishi Pajero Sport GLX (IT) (C)	0.00	0.00	18,835.00	0.00	18,835.00
15130	Transfer From Reserve	TOYOTA HILUX SR 4X4CAB UTILITY (WOR SUPVR) (C)	0.00	0.00	25,596.00	0.00	25,596.00
15131	Transfer From Reserve	TOYOTA HILUX SR 4X4 (Hort Supervisor) (C)	0.00	0.00	22,780.00	0.00	22,780.00
15132	Transfer From Reserve	ISUZU DMAX 4X4 WITH TRAY (Turf Maint Supvr) (C)	0.00	0.00	22,942.00	0.00	22,942.00
15133	Transfer From Reserve	TOYOTA HILUX 4X4 UTE WITH TRAY (WORKSHOP) (C)	0.00	0.00	29,913.00	0.00	29,913.00
15134	Transfer From Reserve	TOYOTA HILUX 4X4 WITH TRAY (IRR SUP) (C)	0.00	23,914.00	23,914.00	23,914.00	23,914.00
15135	Transfer From Reserve	FORD RANGER XL 3.2L WITH TRAY PX 3.2 (SIGNS & TRAD) (C)	0.00	22,843.00	22,843.00	22,843.00	22,843.00
15136	Transfer From Reserve	Toyota Hilux 4x4 Single Cab (Parks Maint) (C)	0.00	0.00	24,586.00	0.00	24,586.00
15137	Transfer From Reserve	Toyota Hilux 4x4 Extra Cab with Tray (P&G) (C)	0.00	0.00	14,627.00	0.00	14,627.00
15138	Transfer From Reserve	Mitsubishi Triton Dual Cab 4WD (C&M Coordinator) (C)	0.00	17,605.00	17,605.00	17,605.00	17,605.00
15139	Transfer From Reserve	Ford Ranger Wildtrack (C)	0.00	24,331.00	24,331.00	24,331.00	24,331.00
15210	Transfer From Reserve	GLC - Floor Scrubber (C)	0.00	0.00	23,000.00	0.00	23,000.00
15211	Transfer From Reserve	NCC- Outdoor Playground Creche (C)	0.00	0.00	13,000.00	0.00	13,000.00
15213	Transfer From Reserve	Drone with LiDAR capabilities (C)	0.00	0.00	28,000.00	0.00	28,000.00
15215	Transfer From Reserve	Replacement EW tanks at end of life (C)	0.00	0.00	45,000.00	0.00	45,000.00
15216	Transfer From Reserve	Tow behind roller (for utility vehicle) (C)	0.00	0.00	135,000.00	0.00	135,000.00
15260	Transfer From Reserve	OUTFRONT MOWER Dunsborough (C)	0.00	0.00	26,045.00	0.00	26,045.00
Plant Replacement Reserve Closing Balance			(3,506,962.61)	(3,328,231.23)	(682,398.23)	(3,328,231.23)	(682,398.23)
1052 - Port Geographe Development Reserve (Council)							
10904	Opening Balance	Other General Purpose Funding(O)	(36,835.02)	(36,835.02)	(36,835.02)	(36,835.02)	(36,835.02)
10904	Interest Earned	Other General Purpose Funding(O)	602.79	(174.00)	(691.00)	(174.00)	(691.00)
10325	Transfer To Reserve	Port Geographe(O)	(16,137.00)	(16,137.00)	(64,544.00)	(16,137.00)	(64,544.00)
10767	Transfer From Reserve	Port Geographe General Improvements/ Foreshore(C)	0.00	0.00	54,000.00	0.00	54,000.00
14901	Transfer From Reserve	Port Geographe POS Retaining Wall Renewals(C)	0.00	0.00	28,034.00	0.00	28,034.00
Port Geographe Development Reserve (Council) Closing Balance			(52,369.23)	(53,146.02)	(20,036.02)	(53,146.02)	(20,036.02)
1053 - Port Geographe Waterways Management (SAR) Reserve							
10904	Opening Balance	Other General Purpose Funding(O)	(3,090,465.54)	(3,090,465.54)	(3,090,465.54)	(3,090,465.54)	(3,090,465.54)
10904	Interest Earned	Other General Purpose Funding(O)	(41,264.78)	(18,933.00)	(75,735.00)	(18,933.00)	(75,735.00)
10325	Transfer To Reserve	Port Geographe(O)	(68,155.14)	(68,155.14)	(272,625.00)	(68,155.14)	(272,625.00)
10325	Transfer From Reserve	Port Geographe(O)	0.00	0.00	420,385.00	0.00	420,385.00
Port Geographe Waterways Management (SAR) Reserve Closing Balance			(3,199,885.46)	(3,177,553.68)	(3,018,440.54)	(3,177,553.68)	(3,018,440.54)
1054 - Professional Development Reserve							
10904	Opening Balance	Other General Purpose Funding(O)	(132,962.47)	(132,962.47)	(132,962.47)	(132,962.47)	(132,962.47)
10904	Interest Earned	Other General Purpose Funding(O)	(1,388.22)	(741.00)	(2,968.00)	(741.00)	(2,968.00)
10810	Transfer From Reserve	Human Resources & Payroll(O)	0.00	0.00	40,000.00	0.00	40,000.00
Professional Development Reserve Closing Balance			(134,350.69)	(133,703.47)	(95,930.47)	(133,703.47)	(95,930.47)
1055 - Provence Landscape Maintenance (SAR) Reserve							
10904	Opening Balance	Other General Purpose Funding(O)	(1,692,735.12)	(1,692,735.12)	(1,692,735.12)	(1,692,735.12)	(1,692,735.12)
10904	Interest Earned	Other General Purpose Funding(O)	(24,338.83)	(9,609.00)	(38,431.00)	(9,609.00)	(38,431.00)
10966	Transfer To Reserve	Provence SAR Area General Improvements to the Area(C)	(54,740.34)	(54,740.34)	(218,957.00)	(54,740.34)	(218,957.00)
10289	Transfer From Reserve	Almond Green Park (Provence)(O)	0.00	0.00	20,089.00	0.00	20,089.00
10291	Transfer From Reserve	Avignon Park (Provence)(O)	0.00	0.00	5,453.00	0.00	5,453.00
10311	Transfer From Reserve	Lavender Park (Provence)(O)	0.00	0.00	5,453.00	0.00	5,453.00
10429	Transfer From Reserve	Streetscape Medians (Provence)(O)	0.00	0.00	4,429.00	0.00	4,429.00
10966	Transfer From Reserve	Provence SAR Area General Improvements to the Area(C)	0.00	0.00	100,000.00	0.00	100,000.00
11725	Transfer From Reserve	Yalyalup Half Court(O)	0.00	0.00	796.00	0.00	796.00
15246	Transfer From Reserve	Provence Lake Water Quality (C)	0.00	0.00	10,000.00	0.00	10,000.00
Provence Landscape Maintenance (SAR) Reserve Closing Balance			(1,771,814.29)	(1,757,084.46)	(1,803,903.12)	(1,757,084.46)	(1,803,903.12)

City of Busselton Reserve Movements
For Period Ended 30 September 2024

Project Number	Transaction Type	Project Description	YTD Actual	YTD Budget	Budget Original	YTD BudgetA	Budget Amended
1058 - Road Reserve							
10904	Opening Balance	Other General Purpose Funding(O)	(3,203,367.48)	(3,203,367.48)	(3,203,367.48)	(3,203,367.48)	(3,203,367.48)
10904	Interest Earned	Other General Purpose Funding(O)	(21,707.15)	(13,659.00)	(54,638.00)	(13,659.00)	(54,638.00)
10027	Transfer To Reserve	Asset Management Administration(O)	(1,055,745.06)	(1,055,745.06)	(4,222,983.00)	(1,055,745.06)	(4,222,983.00)
11189	Transfer From Reserve	Metricup Yelverton Road - Gravel Resheet(C)	0.00	0.00	120,000.00	0.00	120,000.00
12005	Transfer From Reserve	Payne Road(C)	0.00	0.00	155,460.00	0.00	155,460.00
12011	Transfer From Reserve	Vasse Yallingup Siding Road(C)	0.00	0.00	360,000.00	0.00	360,000.00
12597	Transfer From Reserve	Hairpin Road(C)	0.00	0.00	16,000.00	0.00	16,000.00
12600	Transfer From Reserve	Payne Road - Upgrade(C)	0.00	0.00	250,000.00	0.00	250,000.00
12611	Transfer From Reserve	North Jindong Road(C)	0.00	0.00	573,273.00	0.00	573,273.00
12670	Transfer From Reserve	Barlee Street(C)	0.00	0.00	201,150.00	0.00	201,150.00
12671	Transfer From Reserve	Florence Road(C)	0.00	0.00	14,081.00	0.00	14,081.00
12678	Transfer From Reserve	Rendezvous Road Reseal & Rut Correction(C)	0.00	0.00	212,510.00	0.00	212,510.00
12827	Transfer From Reserve	Commonage Road(C)	0.00	0.00	539,117.00	0.00	539,117.00
12837	Transfer From Reserve	Pre-emptive Design Works (C)	0.00	0.00	67,100.00	0.00	67,100.00
12845	Transfer From Reserve	General Design / Modelling Works (O)	0.00	80,000.01	320,000.00	80,000.01	320,000.00
14835	Transfer From Reserve	West Street Resurfacing SLK 1.00 to 1.15(C)	0.00	0.00	150,000.00	0.00	150,000.00
14851	Transfer From Reserve	Strelly Street - Rehabilitation SLK 0.05 to 1.2 (C)	0.00	0.00	72,979.00	0.00	72,979.00
14853	Transfer From Reserve	Jalbarragup Road - Reseal SLK 0 to 10.75 (C)	0.00	0.00	485,913.00	0.00	485,913.00
14866	Transfer From Reserve	Old Vasse Highway - Reseal SLK 0 to 1.83 (C)	0.00	0.00	13,535.00	0.00	13,535.00
15161	Transfer From Reserve	John Street (C)	0.00	0.00	63,293.00	0.00	63,293.00
15162	Transfer From Reserve	Karinga Road (C)	0.00	0.00	29,664.00	0.00	29,664.00
15163	Transfer From Reserve	Pearce Road (Abbey) (C)	0.00	0.00	35,292.00	0.00	35,292.00
15164	Transfer From Reserve	Alan Street (C)	0.00	0.00	157,779.00	0.00	157,779.00
15165	Transfer From Reserve	Barnard Road (C)	0.00	0.00	151,980.00	0.00	151,980.00
15166	Transfer From Reserve	Chieftain Cr (C)	0.00	0.00	219,237.00	0.00	219,237.00
15167	Transfer From Reserve	Clark Street (C)	0.00	0.00	77,000.00	0.00	77,000.00
15168	Transfer From Reserve	Gibney Street (C)	0.00	0.00	36,193.00	0.00	36,193.00
15169	Transfer From Reserve	Clubhouse Drive (C)	0.00	0.00	176,387.00	0.00	176,387.00
15170	Transfer From Reserve	Prowse Way (C)	0.00	0.00	267,018.00	0.00	267,018.00
15171	Transfer From Reserve	St Andrews Lane (C)	0.00	0.00	40,354.00	0.00	40,354.00
15172	Transfer From Reserve	Peppermint Way (C)	0.00	0.00	18,031.00	0.00	18,031.00
15174	Transfer From Reserve	Marrinup Drive (C)	0.00	0.00	202,000.00	0.00	202,000.00
15178	Transfer From Reserve	Alan Street pits& pipes (C)	0.00	0.00	31,446.00	0.00	31,446.00
15179	Transfer From Reserve	Barnard Road pits& pipes (C)	0.00	0.00	26,929.00	0.00	26,929.00
15180	Transfer From Reserve	Chieftain Cr pits&pipes (C)	0.00	0.00	66,683.00	0.00	66,683.00
15181	Transfer From Reserve	Gibney Street pits& pipes (C)	0.00	0.00	31,446.00	0.00	31,446.00
15182	Transfer From Reserve	Prowse Way pits&pipes (C)	0.00	0.00	130,099.00	0.00	130,099.00
15183	Transfer From Reserve	Bower Road pits&pipes (C)	0.00	0.00	163,866.00	0.00	163,866.00
15194	Transfer From Reserve	Chapman Hill Road [State Blackspot Prg] (C)	0.00	0.00	16,000.00	0.00	16,000.00
15197	Transfer From Reserve	Cabarita Road - Asphalt overlay (C)	0.00	0.00	29,224.00	0.00	29,224.00
15198	Transfer From Reserve	Bussell Highway - Broadwater Boul Roundabout Design (C)	0.00	0.00	15,000.00	0.00	15,000.00
15199	Transfer From Reserve	Siesta Park Road - Asphalt Overlay (C)	0.00	0.00	108,811.00	0.00	108,811.00
15202	Transfer From Reserve	Bussell Highway - Widening and Cycleway (C)	0.00	0.00	250,000.00	0.00	250,000.00
15230	Transfer From Reserve	Portable Speed Awareness Monitors (SAM signs) (C)	0.00	0.00	40,000.00	0.00	40,000.00
15231	Transfer From Reserve	Bus Infrastructure (C)	0.00	0.00	40,000.00	0.00	40,000.00
15263	Transfer From Reserve	Queen Street/ Kent Street Rotary (C)	0.00	0.00	58,214.00	0.00	58,214.00
15264	Transfer From Reserve	Queen Street / Prince Street Rotary (C)	0.00	0.00	50,337.00	0.00	50,337.00
15265	Transfer From Reserve	West Street / Kent Street Rotary (C)	0.00	0.00	57,641.00	0.00	57,641.00
15266	Transfer From Reserve	Harris Road / Cammilleri Street Rotary (C)	0.00	0.00	54,918.00	0.00	54,918.00
Road Reserve Closing Balance			(4,280,819.69)	(4,192,771.53)	(1,285,028.48)	(4,192,771.53)	(1,285,028.48)
1059 - Sick Pay Incentive Reserve							
10904	Opening Balance	Other General Purpose Funding(O)	(72,502.49)	(72,502.49)	(72,502.49)	(72,502.49)	(72,502.49)
10904	Interest Earned	Other General Purpose Funding(O)	(887.61)	(516.00)	(2,058.00)	(516.00)	(2,058.00)
Sick Pay Incentive Reserve Closing Balance			(73,390.10)	(73,018.49)	(74,560.49)	(73,018.49)	(74,560.49)
1060 - Strategic Projects Reserve							
10904	Opening Balance	Other General Purpose Funding(O)	(2,756,260.23)	(2,756,260.23)	(2,756,260.23)	(2,756,260.23)	(2,756,260.23)
10904	Interest Earned	Other General Purpose Funding(O)	(33,317.98)	(16,704.00)	(66,813.00)	(16,704.00)	(66,813.00)
15190	Transfer From Reserve	Sues Road Land(C)	2,668,897.18	0.00	2,672,534.00	0.00	2,672,534.00
Strategic Projects Reserve Closing Balance			(120,681.03)	(2,772,964.23)	(150,539.23)	(2,772,964.23)	(150,539.23)
1061 - Vasse Newtown Landscape Maintenance (SAR) Reserve							
10904	Opening Balance	Other General Purpose Funding(O)	(693,041.02)	(693,041.02)	(693,041.02)	(693,041.02)	(693,041.02)
10904	Interest Earned	Other General Purpose Funding(O)	(9,385.51)	(4,218.00)	(16,875.00)	(4,218.00)	(16,875.00)
10969	Transfer To Reserve	Vasse SAR Area General Improvements to the Area(C)	(52,695.78)	(52,695.78)	(210,780.00)	(52,695.78)	(210,780.00)
10266	Transfer From Reserve	Southern Wetland - Bush Area Lot 2007 (Newtown)(O)	0.00	0.00	1,991.00	0.00	1,991.00
10317	Transfer From Reserve	Southern Wetland - Heritage Park Lot 2013 (Newtown)(O)	0.00	0.00	2,057.00	0.00	2,057.00
10372	Transfer From Reserve	Northern POS (Newtown)(O)	0.00	0.00	17,433.00	0.00	17,433.00
10428	Transfer From Reserve	Streetscape Medians (Newtown)(O)	0.00	0.00	4,049.00	0.00	4,049.00
10969	Transfer From Reserve	Vasse SAR Area General Improvements to the Area(C)	0.00	0.00	85,000.00	0.00	85,000.00
11541	Transfer From Reserve	East Central (Wakeham Circle Newtown)(O)	0.00	0.00	10,179.00	0.00	10,179.00
11809	Transfer From Reserve	West Central (Elijah Circle Newtown)(O)	0.00	0.00	11,813.00	0.00	11,813.00
15247	Transfer From Reserve	Vasse Birchfields - Decorative Elements (C)	0.00	0.00	10,000.00	0.00	10,000.00
Vasse Newtown Landscape Maintenance (SAR) Reserve Closing Balance			(755,122.31)	(749,954.80)	(778,174.02)	(749,954.80)	(778,174.02)
1063 - Waste Management Facility and Plant Reserve							
10904	Opening Balance	Other General Purpose Funding(O)	(3,497,273.77)	(3,497,273.77)	(3,497,273.77)	(3,497,273.77)	(3,497,273.77)
10904	Interest Earned	Other General Purpose Funding(O)	(25,462.40)	(2,718.00)	(10,866.00)	(2,718.00)	(10,866.00)
12419	Transfer To Reserve	Rubbish Sites Development(O)	(629,599.35)	(629,599.35)	(2,518,400.00)	(629,599.35)	(2,518,400.00)
10904	Transfer From Reserve	Other General Purpose Funding(O)	0.00	0.00	1,472.00	0.00	1,472.00
12428	Transfer From Reserve	Re-use shop Busselton Transfer Station(C)	0.00	0.00	38,935.00	0.00	38,935.00
14962	Transfer From Reserve	WATER TANK FOR DUST SUPPRESSION (C)	0.00	0.00	25,000.00	0.00	25,000.00
14966	Transfer From Reserve	DIESEL TANK DWF (C)	0.00	0.00	50,000.00	0.00	50,000.00
14970	Transfer From Reserve	HOOKLIFT BIN BWTS (C)	0.00	0.00	18,000.00	0.00	18,000.00
14972	Transfer From Reserve	HOOKLIFT BIN BWTS (C)	0.00	0.00	17,500.00	0.00	17,500.00
14974	Transfer From Reserve	HOOKLIFT BIN (C)	0.00	0.00	17,500.00	0.00	17,500.00
14986	Transfer From Reserve	HOLDEN COLORADO 4x4 DUAL CAB (C)	0.00	0.00	26,000.00	0.00	26,000.00
15066	Transfer From Reserve	Dunsborough Groundwater Investigation (O)	0.00	0.00	200,000.00	0.00	200,000.00
15077	Transfer From Reserve	Lunch / Meeting Room for Transfer Station(C)	0.00	0.00	2,500.00	0.00	2,500.00
15078	Transfer From Reserve	HAZMET and Dangerous Goods Storage(C)	0.00	0.00	42,440.00	0.00	42,440.00
15140	Transfer From Reserve	VOLVO FE320 6X4 DUAL CONTROL WASTE COMP (C)	0.00	0.00	415,000.00	0.00	415,000.00
15141	Transfer From Reserve	Ford Ranger XL Dual Cab (Replaced P196094)(SanitAdm) (C)	0.00	0.00	20,000.00	0.00	20,000.00
15268	Transfer From Reserve	Busselton Landfill Remediation (O)	426,000.00	311,574.99	1,246,300.00	311,574.99	1,246,300.00
Waste Management Facility and Plant Reserve Closing Balance			(3,726,335.52)	(3,818,016.13)	(3,905,892.77)	(3,818,016.13)	(3,905,892.77)

City of Busselton Reserve Movements
For Period Ended 30 September 2024

Project Number	Transaction Type	Project Description	YTD Actual	YTD Budget	Budget Original	YTD BudgetA	Budget Amended
1064 - Winderlup Aged Housing Reserve (City Controlled)							
10904	Opening Balance	Other General Purpose Funding(O)	(548,123.07)	(548,123.07)	(548,123.07)	(548,123.07)	(548,123.07)
10904	Interest Earned	Other General Purpose Funding(O)	(8,749.12)	(3,228.00)	(12,916.00)	(3,228.00)	(12,916.00)
11684	Transfer To Reserve	Winderlup Court Aged Housing(O)	(20,813.40)	(20,813.40)	(83,246.00)	(20,813.40)	(83,246.00)
12234	Transfer From Reserve	Aged Housing Capital Improvements - Winderlup Court (City(C)	0.00	0.00	25,000.00	0.00	25,000.00
<i>Winderlup Aged Housing Reserve (City Controlled) Closing Balance</i>			(577,685.59)	(572,164.47)	(619,285.07)	(572,164.47)	(619,285.07)
1065 - Workers Compensation, Extended SL and AL Contingency Reserve							
10904	Opening Balance	Other General Purpose Funding(O)	(4,497.11)	(4,497.11)	(4,497.11)	(4,497.11)	(4,497.11)
10904	Interest Earned	Other General Purpose Funding(O)	(64.59)	(30.00)	(114.00)	(30.00)	(114.00)
10810	Transfer From Reserve	Human Resources & Payroll(O)	0.00	0.00	4,611.11	0.00	4,611.11
<i>Workers Compensation, Extended SL and AL Contingency Reserve Closing Balance</i>			(4,561.70)	(4,527.11)	0.00	(4,527.11)	0.00
1067 - Prepaid Grants and Deferred Works & Services Reserves							
10904	Opening Balance	Other General Purpose Funding(O)	(2,947,445.98)	(2,947,445.98)	(2,947,445.98)	(2,947,445.98)	(2,947,445.98)
10904	Interest Earned	Other General Purpose Funding(O)	(11,033.11)	0.00	0.00	0.00	0.00
12261	Transfer To Reserve	Strategic Planning(O)	(158,000.00)	(158,000.00)	(158,000.00)	(158,000.00)	(158,000.00)
10904	Transfer From Reserve	Other General Purpose Funding(O)	2,817,433.00	2,817,433.00	2,817,433.00	2,817,433.00	2,817,433.00
12261	Transfer From Reserve	Strategic Planning(O)	0.00	158,000.00	158,000.00	158,000.00	158,000.00
<i>Prepaid Grants and Deferred Works & Services Reserves Closing Balance</i>			(299,046.09)	(130,012.98)	(130,012.98)	(130,012.98)	(130,012.98)
1069 - Airport Reserve							
10904	Opening Balance	Other General Purpose Funding(O)	(11,400,598.43)	(11,400,598.43)	(11,400,598.43)	(11,400,598.43)	(11,400,598.43)
10904	Interest Earned	Other General Purpose Funding(O)	(170,791.79)	(54,303.00)	(217,208.00)	(54,303.00)	(217,208.00)
10594	Transfer To Reserve	Airport Operations(O)	(552,880.74)	(552,880.74)	(2,211,523.00)	(552,880.74)	(2,211,523.00)
10583	Transfer From Reserve	Airport Construction Stage 2, Airfield(C)	0.00	0.00	60,768.00	0.00	60,768.00
10585	Transfer From Reserve	BMRA Hangars(C)	0.00	0.00	303,790.00	0.00	303,790.00
10594	Transfer From Reserve	Airport Operations(O)	0.00	0.00	65,000.00	0.00	65,000.00
12804	Transfer From Reserve	Airport Terminal Building(C)	0.00	0.00	15,000.00	0.00	15,000.00
12932	Transfer From Reserve	Airport Operations - Replacement Toro Groundmaster 7200 M(C)	0.00	0.00	15,300.00	0.00	15,300.00
14838	Transfer From Reserve	BMRAP - Apron Lighting(C)	0.00	0.00	62,890.00	0.00	62,890.00
14946	Transfer From Reserve	PERUZZO BULL SLASHER (C)	0.00	0.00	57,000.00	0.00	57,000.00
14949	Transfer From Reserve	KUBOTA MULE (C)	0.00	0.00	10,000.00	0.00	10,000.00
14951	Transfer From Reserve	1500L SELF BUNDED DIESEL FUEL TANK (C)	0.00	0.00	14,500.00	0.00	14,500.00
15086	Transfer From Reserve	SWDC Airport Development Business Case (O)	0.00	0.00	69,345.00	0.00	69,345.00
15143	Transfer From Reserve	Jenell AgriSpray (Airport) (C)	0.00	0.00	5,640.00	0.00	5,640.00
15145	Transfer From Reserve	Able LG50D3 Diesel Generator (Airport) (C)	0.00	0.00	11,664.00	0.00	11,664.00
15192	Transfer From Reserve	Security screening equipment – ETD Machine (C)	0.00	0.00	35,400.00	0.00	35,400.00
15205	Transfer From Reserve	CBS X-Ray Equipment (C)	0.00	0.00	650,000.00	0.00	650,000.00
15206	Transfer From Reserve	Airport Public Car Park Expansion (C)	0.00	0.00	1,200,000.00	0.00	1,200,000.00
15207	Transfer From Reserve	BMRA Septic Upgrade (C)	0.00	0.00	660,000.00	0.00	660,000.00
15208	Transfer From Reserve	Aviramp (C)	0.00	0.00	220,000.00	0.00	220,000.00
15209	Transfer From Reserve	Check-in Desk/Injector (C)	0.00	0.00	150,000.00	0.00	150,000.00
15253	Transfer From Reserve	Plant Purchases Airport – Minor Plant (Non-Capital) (O)	0.00	0.00	2,500.00	0.00	2,500.00
15258	Transfer From Reserve	Airport Transportable	0.00	0.00	80,000.00	0.00	80,000.00
<i>Airport Reserve Closing Balance</i>			(12,124,270.96)	(12,007,782.17)	(10,140,532.43)	(12,007,782.17)	(10,140,532.43)
1073 - Waterways Restoration Reserve							
10904	Opening Balance	Other General Purpose Funding(O)	(467,194.59)	(467,194.59)	(467,194.59)	(467,194.59)	(467,194.59)
10904	Interest Earned	Other General Purpose Funding(O)	(7,827.40)	(879.00)	(3,516.00)	(879.00)	(3,516.00)
12848	Transfer To Reserve	Vasse River - Ongoing Restoration of River Habitat(O)	(147,600.99)	(147,600.99)	(590,404.00)	(147,600.99)	(590,404.00)
12848	Transfer From Reserve	Vasse River - Ongoing Restoration of River Habitat(O)	0.00	183,639.99	734,560.00	183,639.99	734,560.00
<i>Waterways Restoration Reserve Closing Balance</i>			(622,622.98)	(432,034.59)	(326,554.59)	(432,034.59)	(326,554.59)
1078 - Post Office Tea Rooms Reserve							
10904	Opening Balance	Other General Purpose Funding(O)	(69,509.33)	(69,509.33)	(69,509.33)	(69,509.33)	(69,509.33)
10904	Interest Earned	Other General Purpose Funding(O)	(1,150.63)	(414.00)	(1,660.00)	(414.00)	(1,660.00)
<i>Post Office Tea Rooms Reserve Closing Balance</i>			(70,659.96)	(69,923.33)	(71,169.33)	(69,923.33)	(71,169.33)
1080 - New Sport & Recreation Facilities & Infrastructure Reserve							
10904	Transfer To Reserve	Other General Purpose Funding(O)	(541,239.03)	(541,239.03)	(2,164,956.00)	(541,239.03)	(2,164,956.00)
<i>New Sport & Recreation Facilities & Infrastructure Reserve Closing Balance</i>			(541,239.03)	(541,239.03)	(2,164,956.00)	(541,239.03)	(2,164,956.00)
<i>Grand Total</i>			(76,686,195.96)	(76,977,147.81)	(60,754,302.39)	(76,977,147.81)	(60,754,302.39)
Opening Balance			(74,425,888.17)	(74,425,888.17)	(74,425,888.17)	(74,425,888.17)	(74,425,888.17)
Interest Earned			(958,738.81)	(327,759.00)	(1,311,039.00)	(327,759.00)	(1,311,039.00)
Transfer To Reserve			(7,213,899.16)	(7,211,766.56)	(28,373,035.92)	(7,211,766.56)	(28,373,035.92)
Transfer From Reserve			5,912,330.18	4,988,265.92	43,355,660.70	4,988,265.92	43,355,660.70
<i>Grand Total</i>			(76,686,195.96)	(76,977,147.81)	(60,754,302.39)	(76,977,147.81)	(60,754,302.39)





CITY OF BUSSELTON - INVESTMENT PERFORMANCE REPORT For the month of September 2024



11am Bank Account As at 30 Sep 2024

INSTITUTION	RATE	AMOUNT
ANZ 11am At Call Deposit	4.25%	\$ 22,000,000

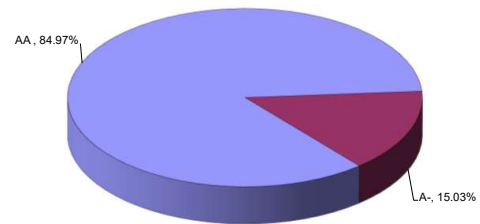
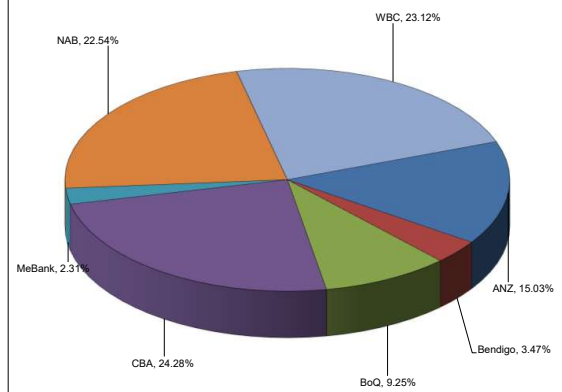
Term Deposits - Miscellaneous Funds As at 30 Sep 2024

INSTITUTION	RATING	DAYS	MATURITY	RATE	AMOUNT
Bendigo	A-	272	20-Dec-24	5.04%	\$ 3,000,000
WBC	AA	273	06-Mar-25	5.08%	\$ 3,000,000
NAB	AA	365	15-Apr-25	5.05%	\$ 4,000,000
NAB	AA	210	17-Feb-25	5.30%	\$ 2,000,000
ANZ	AA	309	28-Jan-25	4.94%	\$ 2,000,000
ANZ	AA	243	26-Mar-25	5.11%	\$ 4,000,000
NAB	AA	365	30-May-25	5.30%	\$ 3,000,000
NAB	AA	365	21-Mar-25	5.00%	\$ 3,000,000
NAB	AA	210	18-Nov-24	5.05%	\$ 2,000,000
ANZ	AA	243	10-Mar-25	5.14%	\$ 2,000,000
ANZ	AA	275	11-Dec-24	4.94%	\$ 3,000,000
CBA	AA	301	19-May-25	4.97%	\$ 5,000,000
BoQ/MeBank	A-	364	23-Apr-25	5.00%	\$ 2,000,000
BoQ	A-	366	05-May-25	5.15%	\$ 2,000,000
BoQ	A-	273	28-Feb-25	5.10%	\$ 2,000,000
ANZ	AA	365	29-Apr-25	5.21%	\$ 2,000,000
WBC	AA	337	20-Feb-25	4.92%	\$ 4,000,000
WBC	AA	334	20-May-25	5.12%	\$ 4,000,000
WBC	AA	365	20-Dec-24	5.10%	\$ 4,000,000
CBA	AA	210	15-Jan-25	4.87%	\$ 5,000,000
NAB	AA	365	06-Jun-25	5.20%	\$ 2,500,000
NAB	AA	210	03-Feb-25	5.35%	\$ 3,000,000
BoQ	A-	185	10-Feb-25	5.00%	\$ 4,000,000
CBA	AA	209	03-Mar-25	4.80%	\$ 5,000,000
CBA	AA	365	08-Nov-24	5.36%	\$ 6,000,000
WBC	AA	365	10-Nov-24	5.35%	\$ 5,000,000

Total of Term Deposits 86,500,000

Weighted Average Annual Rate of Return 5.09%

Investment Graphs

Summary of Term Deposits by S & P Rating
(Excludes WATC and 11am Cash Account Funds)

Summary of Term Deposits by Institution
(Excludes WATC and 11am Cash Account Funds)


Airport Redevelopment Funds As at 30 Sep 2024

WA Treasury Corp. - Overnight Cash Deposit Facility	4.30%	\$ 648,148
---	-------	------------

Total of Airport Redevelopment Funds - WATC \$ 648,148

Nil

Total of Airport Redevelopment Funds - Bank Term Deposits \$0

ANZ Cash Account	AA	NA	NA	4.25%	\$ 142,080
------------------	----	----	----	-------	------------

Total of Airport Redevelopment Funds - Other \$ 142,080

Total of Airport Redevelopment Funds \$ 790,228

(Note: Funds held with the WATC are in accordance with the Airport Redevelopment Funding Contract and the Foreshore Development Contract and are not held within the requirements of the City's Investment Policy 218)

SUMMARY OF ALL INVESTMENTS HELD As at 1 year ago As at 30 June 2024 As at 30 Sep 2024

11am Bank Account	\$ 26,950,000	\$ 11,750,000	\$ 22,000,000
11am Bank Account Interest - not yet fully processed	\$ -	\$ -	\$ -
11am bank account - deposit not fully processed	\$ -	\$ -	\$ -
Term Deposits - Misc. Funds	\$ 94,500,000	\$ 92,000,000	\$ 86,500,000
Term Deposit Interest - not yet fully processed	\$ -	\$ -	\$ -
Airport Redevelopment - WATC Deposits	\$ 621,132	\$ 641,174	\$ 648,148
Airport Redevelopment - ANZ Cash A/c	\$ 194,017	\$ 140,460	\$ 142,080
Total of all Investments Held	\$ 122,265,149	\$ 104,531,634	\$ 109,290,228

TOTAL INTEREST RECEIVED AND ACCRUED \$ 1,309,136 \$ 5,625,882 \$ 1,247,587

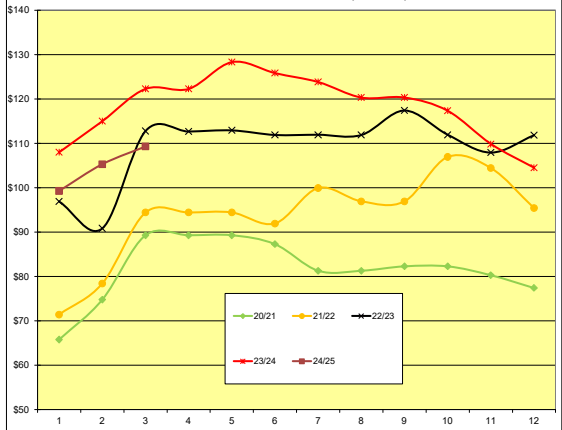
INTEREST BUDGET \$ 897,939 \$ 3,850,492 \$ 827,759

(Note: Interest figures relate to City general funds only and does not include interest allocated to specific areas such as the Airport Redevelopment)

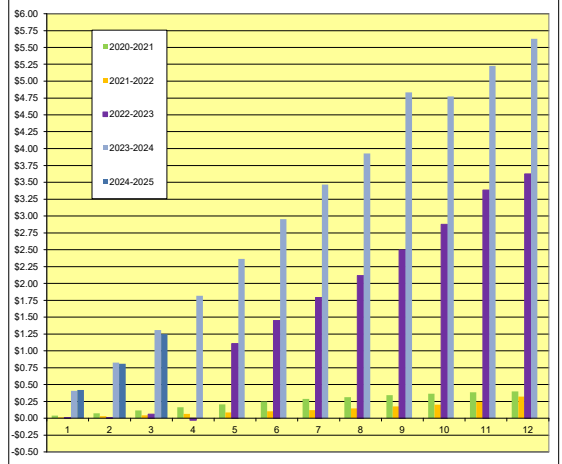
Statement of Compliance with Council's Investment Policy 218

- All funds are to be invested within legislative limits. **Fully Compliant**
- All individual funds held within the portfolio are not to exceed a set percentage of the total portfolio value. **Fully Compliant**
- The amount invested based upon the Fund's Rating is not to exceed the set percentages of the total portfolio. **Fully Compliant**
- The amount invested based upon the Investment Horizon is not to exceed the set percentages of the total portfolio. **Fully Compliant**

Balance of Investments (\$millions)



Interest Earned on Investments (\$millions)



City of Busselton
Loan Schedule - as at 30 September 2024

Purpose	Loan Number	Institut-ion	Original Borrowed Amount	Budgeted Interest Rate	Term (Years)	Expiry	Actual Interest Rate	2024/25 Actual New Loans	2024/25 Actual Principal Repayments	2024/25 Balance of Principal Owning	2024/25 Actual Interest Repayments	Actual Principal 1 July 2024	2024/25 Budget New Loans	2024/25 Budget Principal Repayments	Budget Principal Outstanding 30 June 2025	2024/25 Budget Interest Repayments
			\$	%			%	\$	\$	\$	\$	\$	\$	\$	\$	\$
<u>Council Loans</u>																
<u>Governance</u>																
Civic and Administration Centre	207	WATC	18,000,000	4.51	20	Jun-34	4.51		217,901	10,719,159	123,315	10,937,060		886,455	10,050,605	478,409
<u>Recreation and Culture</u>																
Busselton Foreshore	204	WATC	1,100,000	4.36	15	Jun-29	4.36		20,267	429,930	4,907	450,197		82,404	367,793	18,293
Busselton Foreshore	209	WATC	6,500,000	3.45	12	Jun-27	3.45		150,842	1,750,551	16,922	1,901,393		611,472	1,289,922	59,587
Busselton Foreshore	211	WATC	3,000,000	2.55	8	Oct-24	2.55		102,622	103,276	1,313	205,899		205,899	(0)	1,971
Busselton Foreshore Jetty Precinct	215	WATC	2,500,000	3.25	10	Apr-28	3.25			1,097,552		1,097,552		261,265	836,287	33,565
Tennis Club Facility	216	WATC	2,750,000	3.25	10	Apr-28	3.25			1,207,307		1,207,307		287,392	919,916	36,921
Lot 10 Commonage Road	217	WATC	1,600,000	3.25	10	Apr-28	3.25			702,433		702,433		167,210	535,224	21,481
Busselton Tennis Club	218	WATC	1,250,000	2.21	10	Jun-29	2.21		31,371	630,101	3,655	661,472		126,528	534,944	13,575
BPACC	225	WATC	5,000,000	1.46	10	Dec-31	2.10		118,720	3,727,636	20,184	3,846,356		478,631	3,367,725	76,984
BPACC	226	WATC	5,000,000	2.02	15	Dec-36	2.39		73,818	4,211,647	25,557	4,285,465		297,925	3,987,540	99,578
BPACC	228	WATC	5,000,000	3.86	20	Jun-42	3.86		45,073	4,609,509	44,904	4,654,582		182,917	4,471,665	176,990
BPACC	229	WATC	5,000,000	3.77	17	Jun-39	3.77		56,925	4,506,386	42,984	4,563,311		230,938	4,332,373	168,699
BPACC	230	WATC	6,500,000	3.25	20	Dec-42	4.42		54,436	6,131,224	68,409	6,185,661		221,384	5,964,276	269,996
Land purchase (Sues Rd Tronox)	New	Unknown	1,872,921	4.84	10	New						-	1,872,921	111,376	1,761,545	66,650
<u>Transport</u>																
Airport Freight Hub Stage 1	219	WATC	1,480,000	2.21	10	Jun-29	2.21		37,143	746,039	4,327	783,183		149,809	633,373	16,072
Lot 9020 Dunsborough Land Purchases	New	Unknown	1,750,000	4.84	10	New						-	1,750,000	104,066	1,645,934	62,276
<u>Other Property and Services</u>																
Lot 40 Vasse Highway	210	WATC	850,000	3.61	10	Dec-25	3.61			850,000	7,671	850,000			850,000	30,685
								-	909,119	41,422,750	364,148	42,331,870	3,622,921	4,405,671	41,549,120	1,631,733
<u>Self-Supporting Loans</u>																
<u>Recreation and Culture</u>																
Busselton Football and Sportsman's Club	208	WATC	30,000	2.93	10.25	Apr-25	2.93		823	2,507	24	3,330		3,330	(0)	57
Dunsborough and Districts Country Club	212	WATC	114,000	3.04	10	May-27	3.04			37,878		37,878		12,247	25,631	1,059
Geographe Bay Yacht Club	213	WATC	100,000	3.04	10	May-27	3.04			33,226		33,226		10,743	22,483	929
Dunsborough and Districts Country Club	214	WATC	110,000	3.19	10	Sep-27	3.19		5,789	36,726	678	42,515		11,670	30,845	1,264
Busselton Tennis Club	220	WATC	50,000	1.37	7	Sep-26	1.37		1,817	14,760	57	16,577		7,304	9,272	190
Busselton Hockey Club Stadium	221	WATC	45,000	1.31	10	Jun-30	1.31		1,113	26,630	91	27,743		4,474	23,269	342
Busselton Golf Club	222	WATC	110,000	1.45	10	Jun-31	1.45		2,674	75,983	285	78,657		10,754	67,902	1,083
Dunsborough Bay Yacht Club	223	WATC	25,000	2.77	5	Dec-26	1.57		1,252	11,492	50	12,744		5,038	7,706	170
Geographe Bay Yacht Club	224	WATC	50,000	2.77	10	Dec-31	2.42		1,178	37,429	233	38,606		4,753	33,853	890
MRBTA - Ancient Lands Discovery Park	227	WATC	1,250,000	2.77	10	Mar-32	2.77		28,973	969,082	6,915	998,055		117,100	880,955	26,449
Community Groups 24/25 \$250K	New	Unknown	250,000	4.84	10	New				-		-	250,000	10,125	239,875	5,321
								-	43,618	1,245,712	8,334	1,289,331	250,000	197,539	1,341,791	37,754
Total - Council and Self-supporting Loans								-	952,738	42,668,463	372,482	43,621,201	3,872,921	4,603,210	42,890,912	1,669,487

6.3 List of Payments Made - September 2024

Strategic Theme:	Key Theme 4: Leadership 4.2 Deliver governance systems that facilitate open, ethical and transparent decision making. 4.5 Responsibly manage ratepayer funds to provide for community needs now and in the future.
Directorate:	Corporate Strategy and Performance
Reporting Officer:	Manager Financial Services – Paul Sheridan
Authorised By:	Director Corporate Strategy and Performance – Sarah Pierson
Nature of Decision:	Noting: The item is simply for information purposes and noting.
Voting Requirements:	Simple Majority
Disclosures of Interest:	No officers preparing this item have an interest to declare.
Attachments:	<ol style="list-style-type: none"> 1. List of Payments for Council September 2024 [6.3.1 - 11 pages] 2. CONFIDENTIAL REDACTED - Confidential List of Payments for Council September 2024 [6.3.2 - 1 page] 3. List of Payments for Council September 2024 YTD Industry & Regional Allocations [6.3.3 - 1 page]

OFFICER RECOMMENDATION

That the Council notes payment of voucher numbers for the month of September 2024 as follows:

CHEQUE PAYMENTS	120077 - 120086	22,749.86
ELECTRONIC TRANSFER PAYMENTS	105614 - 106154	14,552,724.33
TRUST ACCOUNT	EFT# TR000063 - TR000067	89,752.66
PAYROLL	01.09.2024 - 30.09.2024	1,941,226.33
INTERNAL PAYMENT VOUCHERS - DIRECT DEBITS	DD #5861 - 5908	340,733.23
SYSTEM GENERATED PAYMENTS - BOOKABLE	REF-2	32.00
TOTAL PAYMENTS		16,947,218.41

EXECUTIVE SUMMARY

This report provides details of payments made from the City's bank accounts for the month of September 2024 for noting by the Council and recording in the Council Minutes.

STRATEGIC CONTEXT

Provision of the list of payments, while a statutory requirement, also supports open and accountable governance.

BACKGROUND

The *Local Government (Financial Management) Regulations 1996* (the Regulations) requires that, when the Council has delegated authority to the CEO to make payments from the City's bank accounts, a list of payments made is prepared each month for presentation to, and noting by, the Council.

OFFICER COMMENT

In accordance with regular custom, the list of payments made for the month of September 2024 is presented for information (noting the confidential payments list in a separate confidential attachment).

As September is the last month of the first quarter of the 2024/25 financial year, a summary report of all payments grouped by industry and region has been attached for information purposes.

Where possible, the City attempts to procure locally however market-based factors may mean this is not always possible or cost effective. These factors include the availability of local suppliers, the capability of the local suppliers for providing the goods or services, and the value for money proposition of local suppliers. For example, some specialised services require expertise which cannot be found in the City of Busselton. Further, it is important to recognise that on large contracts there may be subcontracting to local suppliers which again may not be seen as local procurement in the data. The same would apply to the Southwest data also.

Statutory Environment

Section 6.10 of the *Local Government Act 1995* (the Act), and more specifically Regulation 13 of the Regulations, refer to the requirement for a listing of payments made each month to be presented to the Council.

Relevant Plans and Policies

Not applicable.

Financial Implications

Not applicable.

External Stakeholder Consultation

Not applicable.

Risk Assessment

An assessment of the potential implications of implementing the officer recommendation has been undertaken using the City's risk management framework, with risks assessed taking into account any controls already in place. No risks of a medium or greater level have been identified.

Options

Not applicable.

CONCLUSION

The list of payments made for the month of September 2024 is presented for information.

TIMELINE FOR IMPLEMENTATION OF OFFICER RECOMMENDATION

Not applicable.



**LISTING OF PAYMENTS MADE
UNDER DELEGATED AUTHORITY
FOR THE MONTH OF SEPTEMBER 2024**

CHEQUE PAYMENTS	120077 - 120086	22,749.86
ELECTRONIC TRANSFER PAYMENTS	105614 - 106154	14,552,724.33
TRUST ACCOUNT	EFT# TR000063 - TR000067	89,752.66
PAYROLL	01.09.2024 - 30.09.2024	1,941,226.33
DIRECT DEBITS	DD #5861 - 5908	340,733.23
SYSTEM GENERATED PAYMENTS - BOOKABLE	REF-2	32.00
		16,947,218.41

CHEQUE PAYMENTS SEPTEMBER 2024				
DATE	REF #	NAME	DESCRIPTION	AMOUNT \$
11/09/2024	120081	BOND ADMINISTRATOR	AGED HOUSING BONDS	886.68
19/09/2024	120086	BUSSELTON PUBLIC LIBRARY - PETTY CASH	PETTY CASH REIMBURSEMENT	119.10
5/09/2024	120078	CITY OF BUSSELTON - PETTY CASH	PETTY CASH REIMBURSEMENT	600.10
19/09/2024	120085	COMMISSIONER OF STATE REVENUE	RATES REFUND	316.64
5/09/2024	120079	DEPARTMENT OF TRANSPORT	PLANT REGISTRATION	654.00
19/09/2024	120084	DUNSBOROUGH PUBLIC LIBRARY - PETTY CASH	PETTY CASH REIMBURSEMENT	132.65
5/09/2024	120077	GEOGRAPHE LEISURE CENTRE - PETTY CASH	PETTY CASH REIMBURSEMENT	254.35
19/09/2024	120082	THE OWNERS OF DUNSBOROUGH PARK SHOPPING CENTRE	STRATA LEVIES	2,853.91
11/09/2024	120080	VOIDED	VOIDED	-
19/09/2024	120083	WATER CORPORATION	WATER SERVICES	16,932.43
				22,749.86

EFT PAYMENTS SEPTEMBER 2024				
DATE	REF #	NAME	DESCRIPTION	AMOUNT \$
5/09/2024	105630	1SPATIAL AUSTRALIA	TRAINING SERVICES	858.00
18/09/2024	106004	A BOURKE	MINOR DONATIONS	250.00
18/09/2024	106006	A MCKENZIE	MINOR DONATIONS	250.00
18/09/2024	105983	A MCLEAN	BUTP REFUND	125.00
5/09/2024	105733	A PEACOCK	REFUND DOG REGISTRATION	150.00
18/09/2024	105992	A WEDGE	CROSSOVER CONTRIBUTION	303.50
5/09/2024	105779	AARO GROUP PTY LTD	STORMWATER PIPE RELINING SERVICES	153,164.03
5/09/2024	105683	ABC FILTER EXCHANGE	RANGE HOOD & FILTER CLEANING	2,189.00
18/09/2024	105935	ABC FILTER EXCHANGE	RANGE HOOD & FILTER CLEANING	935.00
5/09/2024	105825	ACTIV FOUNDATION INC	MAINTENANCE SERVICES	37,923.60
18/09/2024	106088	ACTIV FOUNDATION INC	MAINTENANCE SERVICES	43,948.52
18/09/2024	105950	ADVAM PTY LTD	AIRPORT CARPARK CREDIT CARD TRANSACTIONS	805.56
5/09/2024	105689	ADVANCED SEALING TRUST	MAINTENANCE SERVICES	2,963.00
18/09/2024	105940	ADVANCED SEALING TRUST	MAINTENANCE SERVICES	891.00
18/09/2024	105966	AFGRI EQUIPMENT	MACHINERY EQUIPMENT PARTS AND SERVICE	213.12
11/09/2024	105871	AGENT SALES AND SERVICE P/L	CHEMICALS	256.30
18/09/2024	105923	ALINTA ENERGY	ELECTRICITY	51.35
18/09/2024	105971	ALISON BURTON	ART SALES	100.80
18/09/2024	105928	ALLIANCE SECURITY PERSONNEL	SECURITY SERVICES	1,292.50
18/09/2024	106029	ALLPEST SOUTH WEST	PEST CONTROL SERVICES	300.00
5/09/2024	105698	ALPINE LAUNDRY PTY LTD	COMMERCIAL LAUNDRY	585.12
18/09/2024	106077	AMD CHARTERED ACCOUNTANTS	ACCOUNTANCY SERVICES	1,925.00
5/09/2024	105832	AMITY SIGNS	SIGNAGE SERVICES	84.70
5/09/2024	105656	ANGELA GRIFFIN	STAFF REIMBURSEMENT	76.10
5/09/2024	105823	ANIMAL PEST MANAGEMENT SERVICES	PEST CONTROL SERVICES	4,114.00
5/09/2024	105675	ANTENNA TECH	ANTENNA REPAIRER	250.00
5/09/2024	105700	AQUATIC SERVICES WA PTY LTD	POOL SERVICE AND MAINTENANCE	3,441.79
5/09/2024	105750	AQUAZONE MARINE	MARINE SUPPLIES AND REPAIRS	348.00
5/09/2024	105793	ARBOR GUY	VEGETATION MAINTENANCE SERVICES	33,781.70
18/09/2024	105894	ARBOR GUY	TREE MAINTENANCE SERVICES	1,047.20
18/09/2024	106061	ARBOR GUY	VEGETATION MAINTENANCE SERVICES	29,626.30
11/09/2024	105865	ARM SECURITY	SECURITY SYSTEMS SUPPLY AND MONITORING	407.34
18/09/2024	105931	ARM SECURITY	SECURITY SYSTEMS SUPPLY AND MONITORING	1,086.24
18/09/2024	105963	ARTSHUB AUSTRALIA PTY LTD	ANNUAL MEMBERSHIP	385.00
5/09/2024	105644	AUSQ TRAINING	TRAINING SERVICES	766.00
18/09/2024	105898	AUSQ TRAINING	TRAINING SERVICES	1,036.00
5/09/2024	105629	AUSTRALASIAN CEMETERIES AND CREMATORIA ASSOCIATION	CEMETERIES BOARD	415.00
25/09/2024	106150	AUSTRALIA AGRITECH PTY LTD	DRONES AND DRONE SERVICES	5,684.80
18/09/2024	106080	AUSTRALIA POST	POSTAL SERVICE	28,344.80
5/09/2024	105787	AUSTRALIAN PHYSIOTHERAPY EQUIPMENT PTY LTD	MEDICAL SUPPLIES	318.78
5/09/2024	105619	AUSTRALIAN TAXATION OFFICE	PAYG TAXATION	258,459.00
19/09/2024	105884	AUSTRALIAN TAXATION OFFICE	PAYG TAXATION	267,172.00
5/09/2024	105743	AUTO ONE TRADING PTY LTD	AUTOMOTIVE	784.45
5/09/2024	105724	AVIATION ID AUSTRALIA PTY LTD	SUPPLY AVIATION ASIC CARDS	308.00
18/09/2024	106000	B & B DHUE	CROSSOVER CONTRIBUTION	148.10
5/09/2024	105829	B & B STREET SWEEPING	STREET SWEEPING SERVICE	15,220.01
18/09/2024	106090	B & B STREET SWEEPING	STREET SWEEPING SERVICE	29,206.12
18/09/2024	105956	BAKED BUSSELTON	BAKERY CATERING	486.00
18/09/2024	105979	BARBARA WEEKS	ART SALES	52.00
5/09/2024	105666	BARRY ALLEN ELECTRICAL SERVICES PTY LTD	ELECTRICAL SERVICES	24,723.13
18/09/2024	105918	BARRY ALLEN ELECTRICAL SERVICES PTY LTD	ELECTRICAL SERVICES	13,421.63
18/09/2024	106119	BAY CABINETS	FURNITURE PRODUCT SUPPLIER	700.00
18/09/2024	106087	BAY SIGNS	SIGNAGE SERVICES	563.20
5/09/2024	105687	BAYTHE LINEN AND LAUNDRY	SUPPLY OF CLEAN LINEN	85.71
5/09/2024	105859	BEACHLANDS LAWNMOWING SERVICE	LAWN MOWING SERVICE	300.00
5/09/2024	105636	BEACON EQUIPMENT	PLANT MAINTENANCE EQUIPMENT	2,413.40
5/09/2024	105801	BELL FIRE EQUIPMENT CO	FIRE EQUIPMENT SUPPLIER	594.00
18/09/2024	105972	BEN KING	SKATEPARK CONSULTATION	1,600.01
5/09/2024	105773	BENT LOGIC	RFID FOBs	3,888.50
5/09/2024	105777	BEYOND SAFETY	PROTECTIVE CLOTHING SUPPLIER	242.65
18/09/2024	106015	BING TECHNOLOGIES PTY LTD	MAILING SERVICES	1,236.55
18/09/2024	105970	BISTRO BRETON	COFFEE WORKSHOPS AND CATERING	880.00
5/09/2024	105822	BLACKWOODS	FLEET CONSUMABLES & MAINTENANCE PARTS	1,459.60
18/09/2024	106085	BLACKWOODS	FLEET CONSUMABLES & MAINTENANCE PARTS	7,606.15
5/09/2024	105805	BOC GASES AUSTRALIA LTD	GAS SERVICES	934.31
18/09/2024	106068	BOC GASES AUSTRALIA LTD	GAS SERVICES	1,112.02
5/09/2024	105627	BOLINDA PUBLISHING PTY LTD	LIBRARY RESOURCES	291.06
5/09/2024	105639	BRIDGESTONE	TYRE SERVICES	533.76
18/09/2024	105896	BRIDGESTONE	TYRE SERVICES	378.88
18/09/2024	105878	BROAD CONSTRUCTION PTY LTD	CONSTRUCTION SERVICES	885,431.02



LISTING OF PAYMENTS MADE
UNDER DELEGATED AUTHORITY
FOR THE MONTH OF SEPTEMBER 2024

CHEQUE PAYMENTS	120077 - 120086	22,749.86
ELECTRONIC TRANSFER PAYMENTS	105614 - 106154	14,552,724.33
TRUST ACCOUNT	EFT# TR000063 - TR000067	89,752.66
PAYROLL	01.09.2024 - 30.09.2024	1,941,226.33
DIRECT DEBITS	DD #5861 - 5908	340,733.23
SYSTEM GENERATED PAYMENTS - BOOKABLE	REF-2	32.00
		16,947,218.41

18/09/2024	106020	BROAD CONSTRUCTION PTY LTD	CONSTRUCTION SERVICES	1,128,646.41
5/09/2024	105649	BROOKS HIRE SERVICE PTY LTD	EQUIPMENT HIRE	1,209.58
18/09/2024	105902	BROOKS HIRE SERVICE PTY LTD	EQUIPMENT HIRE	3,619.04
5/09/2024	105813	BUCHER MUNICIPAL PTY LTD	ENGINEERING - PLANT SPARES & SERVICING	1,877.49
18/09/2024	106071	BUCHER MUNICIPAL PTY LTD	ENGINEERING - PLANT SPARES & SERVICING	3,455.66
5/09/2024	105835	BUNNINGS BUILDING SUPPLIES	HARDWARE SUPPLIES	1,302.55
18/09/2024	106094	BUNNINGS BUILDING SUPPLIES	HARDWARE SUPPLIES	2,663.04
18/09/2024	105927	BUSSELTON AGRICULTURAL SERVICES (WA) PTY LTD	RURAL SUPPLIES	23,765.00
5/09/2024	105642	BUSSELTON BEARING SERVICES	BEARING SUPPLIES	313.50
18/09/2024	105897	BUSSELTON BEARING SERVICES	BEARING SUPPLIES	1,960.04
18/09/2024	106096	BUSSELTON BITUMEN SERVICE	EARTHMOVING SERVICES	3,206.50
5/09/2024	105740	BUSSELTON BUILDING PRODUCTS	BUILDING PRODUCT SUPPLIER	734.83
18/09/2024	106012	BUSSELTON BUILDING PRODUCTS	BUILDING PRODUCT SUPPLIER	1,040.86
18/09/2024	106098	BUSSELTON HOSPICE CARE INC	BOND REFUND	1,064.90
18/09/2024	105890	BUSSELTON HYDRAULIC SERVICES INC	HYDRAULIC SERVICES	824.81
5/09/2024	105634	BUSSELTON LOCKSMITH	SECURITY SUPPLIES	187.00
18/09/2024	106002	BUSSELTON MARGARET RIVER JUNIOR CRICKET	MINOR DONATIONS	1,000.00
5/09/2024	105695	BUSSELTON MEDICAL PRACTICE	MEDICAL SERVICES	583.00
5/09/2024	105819	BUSSELTON MOTORS (MITSUBISHI/MAZDA)	VEHICLE PURCHASES / SERVICES / PARTS	485.10
5/09/2024	105761	BUSSELTON MULTI SERVICE	ENGRAVING SERVICES	93.50
18/09/2024	105900	BUSSELTON SQUASH CLUB	COMMUNITY ASSISTANCE PROGRAM	1,000.00
18/09/2024	105920	BUSSELTON STOCKFEEDS & PET SUPPLIES	ANIMAL SUPPLIES	289.50
11/09/2024	105864	BUSSELTON TOWING SERVICE	TOWING SERVICES	976.60
5/09/2024	105802	BUSSELTON WATER	WATER SERVICES	3,241.47
25/09/2024	106151	BUSSELTON WATER	WATER SERVICES	107.60
18/09/2024	106053	BUTTER UP CAKE CO	CATERING	357.50
18/09/2024	105985	C HUANG	CROSSOVER CONTRIBUTION	167.90
18/09/2024	106007	C OATES	REFUND OF APPLICATION	85.00
11/09/2024	105866	C SCHLAADT	REFUND DOG REGISTRATION	75.00
5/09/2024	105804	CALLOWS CORNER NEWSAGENCY	STATIONERY	202.90
18/09/2024	106067	CALLOWS CORNER NEWSAGENCY	STATIONERY	165.10
5/09/2024	105670	CAPE AUTOMATION	BOOM GATE ACCESS CONTROL	677.50
18/09/2024	106046	CAPE CELLARS BUSSELTON	REFRESHMENTS	125.91
18/09/2024	106122	CAPE RURAL CONTRACTING	FIRE CONTROL SERVICES	484.00
5/09/2024	105746	CAR CARE (WA) BUSSELTON	CAR DETAILING	340.00
18/09/2024	105974	CAROL MULHEARN	ART SALES	102.40
18/09/2024	106050	CATHERINE MILLER	ART SALES	36.75
5/09/2024	105707	CB TRAFFIC SOLUTIONS PTY LTD	TRAFFIC MANAGEMENT SERVICES	19,639.95
18/09/2024	105955	CB TRAFFIC SOLUTIONS PTY LTD	TRAFFIC MANAGEMENT SERVICES	839.30
5/09/2024	105809	CHADSON ENGINEERING	ENGINEERING SERVICES	465.85
5/09/2024	105791	CHIARA PHILPOFF	STAFF REIMBURSEMENT	247.70
5/09/2024	105757	CHRIS GODDEN	LAWN MOWING	500.00
18/09/2024	106026	CHRIS GODDEN	LAWN MOWING	540.00
18/09/2024	105962	CHRISEA DESIGNS	ART SALES	126.00
5/09/2024	105803	CHRISTIAN & CO ELECTRICAL CONTRACTORS	ELECTRICAL SERVICES	729.30
18/09/2024	106049	CHRISTINE ELSTON	ART SALES	120.00
5/09/2024	105837	CHUBB FIRE & SECURITY PTY LTD	FIRE EQUIPMENT SERVICES	370.68
18/09/2024	106099	CHUBB FIRE & SECURITY PTY LTD	FIRE EQUIPMENT SERVICES	3,575.14
25/09/2024	106152	CHUBB FIRE & SECURITY PTY LTD	FIRE EQUIPMENT SERVICES	7,831.59
18/09/2024	105889	CINEFEST O2 INC	CONTRIBUTION - FESTIVAL FILMS	70,400.00
11/09/2024	105875	CITY AND REGIONAL FUELS	FUEL SERVICES	6,652.52
18/09/2024	106116	CITY AND REGIONAL FUELS	FUEL SERVICES	4,246.20
5/09/2024	105614	CITY OF BUSSELTON CHRISTMAS CLUB	PAYROLL DEDUCTIONS	1,862.18
19/09/2024	105879	CITY OF BUSSELTON CHRISTMAS CLUB	PAYROLL DEDUCTIONS	1,862.18
5/09/2024	105620	CITY OF BUSSELTON PAYROLL	PAYROLL DEDUCTIONS REALLOCATION	4,750.90
19/09/2024	105885	CITY OF BUSSELTON PAYROLL	PAYROLL DEDUCTIONS REALLOCATION	4,796.81
5/09/2024	105615	CITY OF BUSSELTON STAFF LOTTO	STAFF LOTTO	168.00
19/09/2024	105880	CITY OF BUSSELTON STAFF LOTTO	STAFF LOTTO	168.00
5/09/2024	105622	CITY OF BUSSELTON-SOCIAL CLUB	SOCIAL CLUB REIMBURSEMENT	202.00
19/09/2024	105887	CITY OF BUSSELTON-SOCIAL CLUB	SOCIAL CLUB REIMBURSEMENT	206.00
5/09/2024	105725	CIVIQ PTY LTD	AUTO SENSOR DRINKING FOUNTAIN	17,375.82
5/09/2024	105806	CID EQUIPMENT PTY LTD	PLANT PURCHASES / SERVICES / PARTS	793.77
18/09/2024	106069	CID EQUIPMENT PTY LTD	PLANT PURCHASES / SERVICES / PARTS	3,620.79
5/09/2024	105841	CLEANAWAY	WASTE MANAGEMENT SERVICES	126,309.04
18/09/2024	106106	CLEANAWAY	WASTE MANAGEMENT SERVICES	124,070.01
18/09/2024	105930	CLEANAWAY SOLID WASTE PTY LTD	WASTE DISPOSAL SERVICES	65.10
18/09/2024	106111	COCA COLA - AMATIL PTY LTD	GLC KIOSK PURCHASES	338.68
5/09/2024	105838	COLES	FOOD AND BEVERAGE SUPPLIES	762.49
		GLC - CARD #8369	FOOD AND BEVERAGE SUPPLIES	132.45
		GLC - CARD #8369	FOOD AND BEVERAGE SUPPLIES	299.95
		GLC - CARD #9902	FOOD AND BEVERAGE SUPPLIES	29.20
		YOUTH SERVICES - CARD #8748	FOOD AND BEVERAGE SUPPLIES	79.20
		YOUTH SERVICES - CARD #8748	FOOD AND BEVERAGE SUPPLIES	17.00
		YOUTH SERVICES - CARD #8748	FOOD AND BEVERAGE SUPPLIES	66.64
		YOUTH SERVICES - CARD #8748	FOOD AND BEVERAGE SUPPLIES	138.05
11/09/2024	105874	COLES	FOOD AND BEVERAGE SUPPLIES	605.87
		YOUTH SERVICES - CARD #8748	FOOD AND BEVERAGE SUPPLIES	12.25
		YOUTH SERVICES - CARD #8748	FOOD AND BEVERAGE SUPPLIES	110.51
		YOUTH SERVICES - CARD #8748	FOOD AND BEVERAGE SUPPLIES	28.43
		YOUTH SERVICES - CARD #8748	FOOD AND BEVERAGE SUPPLIES	102.91
		YOUTH SERVICES - CARD #8748	FOOD AND BEVERAGE SUPPLIES	8.80
		YOUTH SERVICES - CARD #8748	FOOD AND BEVERAGE SUPPLIES	5.64
		YOUTH SERVICES - CARD #8748	FOOD AND BEVERAGE SUPPLIES	28.40
		YOUTH SERVICES - CARD #8748	FOOD AND BEVERAGE SUPPLIES	96.73
		YOUTH SERVICES - CARD #8748	FOOD AND BEVERAGE SUPPLIES	13.90
		YOUTH SERVICES - CARD #8748	FOOD AND BEVERAGE SUPPLIES	45.75



**LISTING OF PAYMENTS MADE
UNDER DELEGATED AUTHORITY
FOR THE MONTH OF SEPTEMBER 2024**

CHEQUE PAYMENTS	120077 - 120086	22,749.86
ELECTRONIC TRANSFER PAYMENTS	105614 - 106154	14,552,724.33
TRUST ACCOUNT	EFT# TR000063 - TR000067	89,752.66
PAYROLL	01.09.2024 - 30.09.2024	1,941,226.33
DIRECT DEBITS	DD #5861 - 5908	340,733.23
SYSTEM GENERATED PAYMENTS - BOOKABLE	REF-2	32.00
		16,947,218.41

		YOUTH SERVICES - CARD #8748	FOOD AND BEVERAGE SUPPLIES	152.55
18/09/2024	106101	COLES	FOOD AND BEVERAGE SUPPLIES	447.75
		ART GEO - CARD #4115	FOOD AND BEVERAGE SUPPLIES	108.45
		BUSSELTON LIBRARY - CARD #9186	FOOD AND BEVERAGE SUPPLIES	60.50
		GLC - CARD #8369	FOOD AND BEVERAGE SUPPLIES	223.27
		YOUTH SERVICES - CARD #7933	FOOD AND BEVERAGE SUPPLIES	55.53
25/09/2024	106153	COLES	FOOD AND BEVERAGE SUPPLIES	220.82
		GLC - CARD #8369	FOOD AND BEVERAGE SUPPLIES	65.70
		YOUTH SERVICES - CARD #8748	FOOD AND BEVERAGE SUPPLIES	24.00
		YOUTH SERVICES - CARD #8748	FOOD AND BEVERAGE SUPPLIES	84.14
		YOUTH SERVICES - CARD #8748	FOOD AND BEVERAGE SUPPLIES	46.98
5/09/2024	105657	COLES.COM.AU	COUNCIL & STAFF REFRESHMENTS	749.25
11/09/2024	105863	COLES.COM.AU	COUNCIL & STAFF REFRESHMENTS	717.05
18/09/2024	105912	COLES.COM.AU	COUNCIL & STAFF REFRESHMENTS	256.25
25/09/2024	106133	COLES.COM.AU	COUNCIL & STAFF REFRESHMENTS	283.41
5/09/2024	105631	COMBINED TEAM SERVICES	TRAINING SERVICES	4,532.00
5/09/2024	105715	COMMUNITY INFORMATION SUPPORT SERVICES LTD	2024 - 2025 COUNCIL MEMBERSHIP	12,200.00
5/09/2024	105697	COMPUTER WEST	INFORMATION TECHNOLOGY SUPPLIER	977.80
5/09/2024	105794	CONCEPT2 PTY LTD	FITNESS EQUIPMENT	533.37
11/09/2024	105868	CONFIDENTIAL PAYMENT	SEE ATTACHED	-
11/09/2024	105877	CONSTRUCTION EXPERT SERVICES	ADJUDICATION SERVICES	7,060.00
18/09/2024	105975	CONSULT DIRECT	CLEANING EQUIPMENT AND SERVICES	3,957.05
5/09/2024	105792	COOLPRO REFRIGERATION AND AIR CONDITIONING	AIR CONDITIONING AND REFRIGERATION SERVICES	5,919.10
5/09/2024	105677	CORSIGN WA PTY LTD	SIGNAGE AND TRAFFIC ACCESSORIES	4,976.95
25/09/2024	106145	CR. ANDREW MACNISH	COUNCILLOR PAYMENT	3,148.17
25/09/2024	106140	CR. ANNE RYAN	COUNCILLOR PAYMENT	5,171.40
25/09/2024	106144	CR. JARROD KENNEDY	COUNCILLOR PAYMENT	3,148.17
25/09/2024	106139	CR. JODIE RICHARDS	COUNCILLOR PAYMENT	3,148.17
25/09/2024	106136	CR. KATHERINE COX	COUNCILLOR PAYMENT	3,148.17
25/09/2024	106141	CR. MIKAYLA LOVE	COUNCILLOR PAYMENT	2,791.11
25/09/2024	106138	CR. PHIL CRONIN	COUNCILLOR PAYMENT	12,668.92
25/09/2024	106147	CR. RICHARD BEECROFT	COUNCILLOR PAYMENT	3,148.17
25/09/2024	106146	CR. VALERIE KAIGG	COUNCILLOR PAYMENT	3,148.17
5/09/2024	105648	CRANEFORD PLUMBING PTY LTD	PLUMBING SERVICES	36,590.20
18/09/2024	105901	CRANEFORD PLUMBING PTY LTD	PLUMBING SERVICES	28,833.75
5/09/2024	105845	CROSS SECURITY SERVICES	SECURITY SERVICES	2,975.60
5/09/2024	105708	CS LEGAL - CLOISTERS SQUARE	LEGAL RECOVERY ON RATING DEBTS	1,118.74
5/09/2024	105692	CSSTECH GROUP PTY LTD	ICT SERVICES	12,968.19
5/09/2024	105711	D & B PROTECTIVE COATING SYSTEMS	WATERPROOFING ADMIN ROOF AND BALCONY	16,835.50
18/09/2024	105996	D & S BANK	CROSSOVER CONTRIBUTION	213.90
18/09/2024	105989	D MULHEARN	CROSSOVER CONTRIBUTION	167.90
5/09/2024	105807	DAVID GRAY & CO	GARBAGE BINS & PARTS SUPPLIER	609.51
18/09/2024	106097	DAVID MILDWATERS ELECTRICAL	MAINTENANCE SERVICES	2,527.62
5/09/2024	105713	DELNORTH PTY LTD	STEEL GUIDE POST SUPPLIER	15,677.20
5/09/2024	105672	DENADA SURVEYS PTY LTD	SURVEYING SERVICES	616.00
5/09/2024	105833	DEPARTMENT OF FIRE AND EMERGENCY SERVICES	2024/2025 ANNUAL ESL	990,963.44
5/09/2024	105828	DEPARTMENT OF PRIMARY INDUSTRIES & REGIONAL DEVELOPMENT	REFUND OVERPAYMENT OF DEBTOR INVOICE	27,000.00
25/09/2024	106148	DEPUTEC PTY LTD	WORKFORCE MANAGEMENT SOFTWARE	11,880.00
5/09/2024	105621	DEPUTY CHILD SUPPORT REGISTRAR	SALARY DEDUCTIONS	2,635.00
19/09/2024	105886	DEPUTY CHILD SUPPORT REGISTRAR	SALARY DEDUCTIONS	2,698.93
18/09/2024	106022	DIANE HEART	ART SALES	31.50
5/09/2024	105731	DOOR HARDWARE SOLUTIONS	HARDWARE SUPPLIES	2,068.91
18/09/2024	105982	DOOR HARDWARE SOLUTIONS	HARDWARE SUPPLIES	370.04
18/09/2024	106021	DOROTHY ROBINSON	ART SALES	62.40
5/09/2024	105693	DORSOGNA LIMITED	ICE CREAM AND SMALL GOODS	1,739.72
5/09/2024	105673	DOUTH CONTRACTING	PROPERTY & GARDEN MAINTENANCE	1,335.40
5/09/2024	105811	DUCHES MEDICAL PRACTICE	MEDICAL SERVICES	107.98
5/09/2024	105650	DUNSBOROUGH HARDWARE & HOME CENTRE	HARDWARE SERVICES	181.10
18/09/2024	105906	DUNSBOROUGH HARDWARE & HOME CENTRE	HARDWARE SERVICES	50.00
5/09/2024	105652	DYMOCKS - BUSSELTON	LIBRARY RESOURCES	1,352.38
18/09/2024	105909	DYMOCKS - BUSSELTON	LIBRARY RESOURCES	596.09
5/09/2024	105712	EARTH AND STONE WA	COASTAL SHARED FOOTPATHS	159,458.77
18/09/2024	105958	EARTH AND STONE WA	COASTAL SHARED FOOTPATHS	55,877.53
5/09/2024	105616	EASI PACKAGING	SALARY PACKAGING SERVICE	27,812.30
19/09/2024	105881	EASI PACKAGING	SALARY PACKAGING SERVICE	29,936.12
18/09/2024	106105	EDUCATIONAL ART SUPPLIES	ART EQUIPMENT SUPPLIES	473.57
18/09/2024	105946	EHB HOLDINGS PTY LTD	ACCOMMODATION	270.00
5/09/2024	105701	EIS CONTROL PTY LTD	ELECTRICAL SERVICES	863.50
5/09/2024	105736	ELEMENT ADVISORY PTY LTD	HERITAGE ADVISORY SERVICES	8,941.93
18/09/2024	106009	ELEMENT ADVISORY PTY LTD	HERITAGE ADVISORY SERVICES	4,873.74
18/09/2024	105948	ELIZABETH BINT	ART SALES	26.25
5/09/2024	105624	ELLIOTTS FILTRATION	IRRIGATION & FILTRATION SERVICES	2,503.05
5/09/2024	105830	ELLIOTTS SMALL ENGINES	PLANT PURCHASES / SERVICES / PARTS	119.90
18/09/2024	106109	EMERGE OFFICE	OFFICE EQUIPMENT SERVICES - PHOTOCOPYING	858.00
5/09/2024	105645	ENVIRONEX INTERNATIONAL PTY LTD	POOL CHEMICALS FOR GLC	2,290.17
18/09/2024	105899	ENVIRONEX INTERNATIONAL PTY LTD	POOL CHEMICALS FOR GLC	1,828.55
25/09/2024	106131	ERG ELECTRICS PTY LTD	NEW APRON LIGHTING	75,720.15
5/09/2024	105775	ES2	CYBER SECURITY	16,027.00
5/09/2024	105659	EVERETT'S HOME AND YARD MAINTENANCE	MAINTENANCE SERVICES	10,650.00
18/09/2024	105916	EVERETT'S HOME AND YARD MAINTENANCE	MAINTENANCE SERVICES	520.00
5/09/2024	105758	EZRA J WILLIAMS PRO ROOFING WA	ROOFING , ROOF PLUMBING , MAINTENANCE	605.00
18/09/2024	105990	F FORD	CROSSOVER CONTRIBUTION	337.40
18/09/2024	106003	F OLNEY	MINOR DONTATIONS	250.00
18/09/2024	105973	FAIRTEL PTY LTD	TELECOMMUNICATION SERVICES	158.99
18/09/2024	106059	FLUX AND FACET PTY LTD	ART SALES	90.30
5/09/2024	105688	FRESH AS	REFRESHMENTS	328.50



**LISTING OF PAYMENTS MADE
UNDER DELEGATED AUTHORITY
FOR THE MONTH OF SEPTEMBER 2024**

CHEQUE PAYMENTS	120077 - 120086	22,749.86
ELECTRONIC TRANSFER PAYMENTS	105614 - 106154	14,552,724.33
TRUST ACCOUNT	EFT# TR000063 - TR000067	89,752.66
PAYROLL	01.09.2024 - 30.09.2024	1,941,226.33
DIRECT DEBITS	DD #5861 - 5908	340,733.23
SYSTEM GENERATED PAYMENTS - BOOKABLE	REF-2	32.00
		16,947,218.41

18/09/2024	105939	FRESH AS	REFRESHMENTS	305.50
18/09/2024	105917	FRONTLINE FIRE & RESCUE EQUIPMENT	EMERGENCY RESPONSE EQUIPMENT	3,582.46
5/09/2024	105808	FTE ENGINEERING	MAINTENANCE SERVICES	863.50
5/09/2024	105763	GARY LEE ELECTRICAL	ELECTRICAL SERVICES	4,152.61
18/09/2024	106030	GARY LEE ELECTRICAL	ELECTRICAL SERVICES - LED LIGHTS BUSSELTION FORESHORE	27,629.76
18/09/2024	106024	GENERATORS AUSTRALIA PTY LTD	HIRE AND SALES OF EQUIPMENT	2,411.34
18/09/2024	105936	GEOBOX PTY LTD	VEHICLE CAMERAS	2,208.80
5/09/2024	105678	GEOGRAPHE COMMUNITY LANDCARE NURSERY	NURSERY SUPPLIES	2,771.55
5/09/2024	105680	GEOGRAPHE ELECTRICAL & COMMUNICATIONS GEC	ELECTRICAL SERVICES	2,081.46
18/09/2024	105932	GEOGRAPHE ELECTRICAL & COMMUNICATIONS GEC	ELECTRICAL SERVICES	972.83
5/09/2024	105847	GEOGRAPHE SAWS AND MOWERS	PLANT PURCHASES / SERVICES / PARTS	612.20
18/09/2024	106114	GEOGRAPHE SAWS AND MOWERS	PLANT PURCHASES / SERVICES / PARTS	471.80
18/09/2024	106051	GEORGIA ZORIC CERAMICS	ART SALES	90.00
18/09/2024	106058	GERALD ASHCROFT	ART SALES	675.00
5/09/2024	105728	GLOBAL AIRSPACE SOLUTIONS PTY LTD	MAINTENANCE - INSTRUMENT FLIGHT PROCEDURE	7,970.00
5/09/2024	105747	GLOBAL SPILL CONTROL PTY LTD	SPILL, SITE SAFETY & TRAFFIC MANAGEMENT	8,964.08
18/09/2024	106056	GREG SPENCER	ART SALES	56.00
5/09/2024	105676	GUARDIAN FIRST AID & FIRE	SAFETY SUPPLIES	57.97
5/09/2024	105790	GUMPTION COMMUNICATION BY DESIGN	GRAPHIC DESIGN	2,850.00
25/09/2024	106134	HARBECKS TRANSPORT	SAND AND GRAVEL SUPPLIES	47,011.14
5/09/2024	105753	HARCHER	HOSPITALITY EQUIPMENT SUPPLIER	7,324.25
18/09/2024	106023	HARCHER	HOSPITALITY EQUIPMENT SUPPLIER	1,502.50
5/09/2024	105626	HARLEY DYKSTRA	CONTOUR SURVEY REPORT	5,793.25
18/09/2024	106037	HARVEY NORMAN AV/IT BUSSELTION	COMPUTER AND ELECTRICAL	748.95
18/09/2024	106011	HERSEY'S SAFETY PTY LTD	TIMBER AND HARDWARE	1,303.50
5/09/2024	105856	HIP POCKET WORK WEAR AND SAFETY	UNIFORMS & PROTECTIVE CLOTHING	2,463.53
18/09/2024	106125	HIP POCKET WORK WEAR AND SAFETY	UNIFORMS & PROTECTIVE CLOTHING	1,063.83
11/09/2024	105873	HIT PRODUCTIONS PTY LTD	MUSICAL PERFORMER	20,625.00
5/09/2024	105635	HOLCIM (AUSTRALIA) PTY LTD	CONCRETE SERVICES	660.00
5/09/2024	105768	HOLIDAY INN WEST PERTH	ACCOMMODATION	229.00
5/09/2024	105735	HOST CORPORATION PTY LTD	CATERING EQUIPMENT	16.50
5/09/2024	105752	HOTEL IBIS PERTH	ACCOMMODATION	213.64
18/09/2024	105952	ILLION AUSTRALIA PTY LTD	TENDER ADVERTISING AND MANAGEMENT	325.95
5/09/2024	105669	IMAGE ON LINE	MARKETING	330.00
18/09/2024	105926	INNERSPACE COMMERCIAL INTERIORS	OFFICE FURNITURE	7,838.60
18/09/2024	105980	INSTANT TRANSPORTABLE OFFICES PTY LTD	TRANSPORTABLE OFFICE - BUSSELTION MARGARET RIVER AIRPORT	73,826.50
5/09/2024	105744	INTEGRITY MANAGEMENT SOLUTIONS	COMPLIANCE SYSTEM	15,290.00
18/09/2024	106013	INTELLITRAC	GPS TRACKING DEVICES	673.20
5/09/2024	105783	INTERLINK TRAINING	TRAINING SERVICES	2,625.00
18/09/2024	105993	J & M PRIEST	CROSSOVER CONTRIBUTION	201.80
18/09/2024	106005	J TROODE	MINOR DONATIONS	250.00
18/09/2024	106103	JACK IN THE BOX CORPORATION PTY LTD	MARKETING SERVICES	2,710.13
5/09/2024	105654	JACKSON MCDONALD	LEGAL SERVICES	3,808.05
11/09/2024	105862	JACKSON MCDONALD	LEGAL SERVICES	9,251.55
18/09/2024	105910	JACKSON MCDONALD	LEGAL SERVICES	183,005.47
26/09/2024	106154	JACKSON MCDONALD	LAND PURCHASE	4,996,000.00
5/09/2024	105716	JAMES BENNETT	SPECIALIST LIBRARY RESOURCES	1,058.74
18/09/2024	105965	JAMES BENNETT	SPECIALIST LIBRARY RESOURCES	584.78
18/09/2024	105943	JAN ROBERTS	ART SALES	208.00
5/09/2024	105810	JASON SIGNMAKERS	SIGNAGE SUPPLIES	549.51
18/09/2024	106070	JASON SIGNMAKERS	SIGNAGE SUPPLIES	394.05
18/09/2024	105933	JENNIFER BROWN	ART SALES	88.00
5/09/2024	105860	JENNIFER MAY	STAFF REIMBURSEMENT	231.58
5/09/2024	105714	JIGSAW SIGNS & PRINT	SIGNAGE SERVICES	160.60
5/09/2024	105653	JIMS FIRST	HARDWARE SUPPLIES	188.00
5/09/2024	105617	JMW REAL ESTATE	T NOTTLE RENT	1,900.00
19/09/2024	105882	JMW REAL ESTATE	T NOTTLE RENT	1,900.00
18/09/2024	106093	JTAGZ PTY LTD	ANIMAL WRAPSTRAP SUPPLIER	2,808.58
5/09/2024	105853	JUICE PRINT	PRINTING SERVICES	2,871.00
18/09/2024	105960	JULIE GUTHRIDGE	ART SALES	56.00
18/09/2024	105995	K & S LANGE	CROSSOVER CONTRIBUTION	311.90
5/09/2024	105646	KADAM KINETICS	WELLNESS SERVICES	2,772.00
18/09/2024	106064	KB ALL NEEDS CLEANING SERVICES	CLEANING SERVICES	1,309.00
18/09/2024	105981	KENT STREET BAKERY	CATERING	370.00
25/09/2024	106130	KERRY HILL ARCHITECTS	ARCHITECTURAL SERVICES	114,594.67
18/09/2024	105938	KITCHEN WORKS	GIFT VOUCHERS	250.00
5/09/2024	105834	KLEENHEAT GAS	GAS SERVICES	1,171.99
18/09/2024	106092	KLEENHEAT GAS	GAS SERVICES	339.20
5/09/2024	105770	KOMATSU AUSTRALIA	VEHICLE PURCHASE AND PARTS	386.76
18/09/2024	106036	KOMATSU AUSTRALIA	VEHICLE PURCHASE AND PARTS	870.85
18/09/2024	106048	KPMG AUSTRALIA	CONSULTING SERVICES	145,332.00
18/09/2024	105984	L VEVERKA	BTJP REFUND	55.00
5/09/2024	105817	LANDGATE (VALUER GENERAL'S OFFICE)	LAND VALUATIONS	2,253.54
18/09/2024	106078	LANDGATE (VALUER GENERAL'S OFFICE)	LAND VALUATIONS	94.36
18/09/2024	106073	LANDGATE CUSTOMER ACCOUNT	LAND INFORMATION AND TITLE SEARCHES	31.60
5/09/2024	105739	LAWRENCE & HANSON	ELECTRICAL/PROTECTIVE CLOTHING SUPPLIES	3,473.47
5/09/2024	105764	LD TOTAL	LANDSCAPING SERVICES	13,633.46
5/09/2024	105848	LD TOTAL	LANDSCAPING SERVICES	4,658.15
18/09/2024	105891	LEEUWIN CIVIL PTY LTD	HIRE EQUIPMENT SERVICES	14,207.61
5/09/2024	105846	LEEUWIN TRANSPORT	COURIER SERVICES	1,628.27
18/09/2024	106113	LEEUWIN TRANSPORT	COURIER SERVICES	2,561.76
18/09/2024	105908	LG CONNECT PTY LTD	BUSINESS SYSTEM CONSULTING SERVICES	2,521.31
5/09/2024	105674	LIGISWA	WORKER COMPENSATION SERVICES	60,589.65
18/09/2024	105925	LIGISWA	WORKER COMPENSATION SERVICES	500.00
5/09/2024	105760	LIAM JACKSON	EQUIPMENT HIRE	2,431.00
18/09/2024	106016	LIBERTY OIL AUSTRALIA PTY LTD	FUEL AND LUBRICANTS	23,629.91



**LISTING OF PAYMENTS MADE
UNDER DELEGATED AUTHORITY
FOR THE MONTH OF SEPTEMBER 2024**

CHEQUE PAYMENTS	120077 - 120086	22,749.86
ELECTRONIC TRANSFER PAYMENTS	105614 - 106154	14,552,724.33
TRUST ACCOUNT	EFT# TR000063 - TR000067	89,752.66
PAYROLL	01.09.2024 - 30.09.2024	1,941,226.33
DIRECT DEBITS	DD #5861 - 5908	340,733.23
SYSTEM GENERATED PAYMENTS - BOOKABLE	REF-2	32.00
		16,947,218.41

18/09/2024	105953	LIFE READY PHYSIO & PILATES BUSSELTON	MUSCULOSKELETAL FUNCTIONAL CAPACITY	165.00
18/09/2024	106128	LOCAL GOVERNMENT PROFESSIONALS AUSTRALIA	TRAINING SERVICES	8,045.00
5/09/2024	105812	LOCAL HEALTH AUTHORITIES ANALYTICAL COMMITTEE	ANNUAL ANALYTICAL SERVICES	10,340.41
5/09/2024	105721	LOCK AROUND THE CLOCK	SECURITY SERVICES	370.00
18/09/2024	105968	LOCK AROUND THE CLOCK	SECURITY SERVICES	689.50
5/09/2024	105660	LOTIX FILTER CLEANING SERVICE	PLANT FILTER CLEANING SERVICE	815.37
18/09/2024	105999	M & R MELLOR	CROSSOVER CONTRIBUTION	323.80
18/09/2024	105998	M & S REGAN	CROSSOVER CONTRIBUTION	416.30
5/09/2024	105756	MALATESTA ROAD PAVING & HOTMIX	ROAD HOTMIX / PAVING SERVICES	28,695.17
18/09/2024	106025	MALATESTA ROAD PAVING & HOTMIX	ROAD HOTMIX / PAVING SERVICES	2,400.00
18/09/2024	106045	MANGLESII CONTRACTING	LANDSCAPING SERVICES	10,013.55
18/09/2024	105903	MARGARET RIVER FENCING	MAINTENANCE SERVICES	6,633.00
5/09/2024	105647	MARY EVERUSS	STAFF REIMBURSEMENT	192.00
18/09/2024	106057	MATT DU PLESSIS	STAFF REIMBURSEMENT	31.00
5/09/2024	105737	MAYDAY SERVICES	EQUIPMENT HIRE	3,454.00
18/09/2024	106010	MAYDAY SERVICES	EQUIPMENT HIRE	6,897.00
18/09/2024	106034	MB TRAFFIC PLANNING & MANAGEMENT	TRAFFIC MANAGEMENT CONSULTANCY	377.30
11/09/2024	105876	MCGREGOR WJ & J	MANAGEMENT BUSSELTON JETTY TOURIST PARK	51,597.39
18/09/2024	106060	MCLEODS LAWYERS	LEGAL SERVICES	1,799.16
5/09/2024	105717	MDM ENTERTAINMENT PTY LTD	DVD AND CD SUPPLY TO LIBRARY	89.54
11/09/2024	105870	MEGAN PICKER	STAFF REIMBURSEMENT	30.00
18/09/2024	106039	MERLE DAVIS	ART SALES	94.50
18/09/2024	105977	MESSAGE4U PTY LTD	BULK BUSINESS SMS	191.02
5/09/2024	105702	MICHAEL SHERRY PAINTING AND DECORATING PTY LTD	PAINTING SERVICES	4,950.00
18/09/2024	105949	MICHAEL SHERRY PAINTING AND DECORATING PTY LTD	PAINTING SERVICES	6,105.00
25/09/2024	106129	MICHELLE SHERWOOD	STAFF REIMBURSEMENT	81.25
18/09/2024	106100	MINTER ELLISON LAWYERS	LEGAL SERVICES	1,821.14
18/09/2024	106041	MIRANDA FREE	ART SALES	182.40
5/09/2024	105854	MJB INDUSTRIES PTY LTD	DRAINAGE SUPPLIES	4,894.53
18/09/2024	106107	MODERN TEACHING AIDS PTY LTD	LIBRARY RESOURCES	487.08
5/09/2024	105839	MONASH UNIVERSITY	TRAINING SERVICES	4,000.00
5/09/2024	105759	MTD HOSPITALITY CONSULTING	KITCHEN AND LAUNDRY DESIGN	6,270.00
5/09/2024	105726	MUIR FORD BUSSELTON	VEHICLE MAINTENANCE	364.01
5/09/2024	105727	MULTISPARES LTD	VEHICLE PARTS	3,016.75
18/09/2024	106054	MUSA AGRI OSMAN	ART SALES	114.80
18/09/2024	105904	NALDA HOSKINS	ART SALES	96.00
18/09/2024	105969	NATURAL EDGE FRAMING & PHOTOGRAPHY	ART SALES	59.50
5/09/2024	105655	NATURALISTE GLASS PTY LTD	GLASS REPAIRS AND MANUFACTURE	310.99
18/09/2024	105911	NATURALISTE GLASS PTY LTD	GLASS REPAIRS AND MANUFACTURE	724.47
5/09/2024	105704	NEW IMAGE LANDSCAPING AND MAINTENANCE	LANDSCAPE MAINTENANCE	15,895.00
5/09/2024	105732	NEWGROUND DESIGN SERVICES PTY LTD	DESIGN SERVICES	2,883.93
5/09/2024	105814	NICHOLLS MACHINERY	PLANT PURCHASES / SERVICES / PARTS	826.48
18/09/2024	106072	NICHOLLS MACHINERY	PLANT PURCHASES / SERVICES / PARTS	1,730.22
5/09/2024	105703	NIGHTLIFE MUSIC PTY LTD	MUSIC AND VIDEO SUBSCRIPTION SERVICES	413.92
18/09/2024	105922	NORTH METROPOLITAN TAFF	TRAINING SERVICES	20.00
11/09/2024	105869	O & J BENNETT	BIO-DIVERSITY RATE REBATE	250.00
5/09/2024	105691	OFFICEWORKS	OFFICE EQUIPMENT SERVICES	452.38
18/09/2024	105942	OFFICEWORKS	OFFICE EQUIPMENT SERVICES	79.86
5/09/2024	105751	OMNICON MEDIA GROUP AUSTRALIA PTY LTD	MEDIA AND ADVERTISING SERVICES	420.79
18/09/2024	106017	OMNICON MEDIA GROUP AUSTRALIA PTY LTD	MEDIA AND ADVERTISING SERVICES	536.66
5/09/2024	105684	OPTEON PROPERTY GROUP PTY LTD	VALUATION SERVICES	2,200.00
18/09/2024	105905	OPTUS BILLING SERVICES PTY LTD	FIXED INTERNET ACCESS	2,500.00
25/09/2024	106132	OPTUS BILLING SERVICES PTY LTD	FIXED INTERNET ACCESS	606.20
18/09/2024	106082	OTIS ELEVATOR COMPANY PTY LTD	ELEVATOR SERVICES	5,571.92
5/09/2024	105633	OUR COMMUNITY	SMARTY GRANTS ANNUAL ACCESS FEE	22,500.00
18/09/2024	105991	P & D TYRELL	CROSSOVER CONTRIBUTION	148.10
11/09/2024	105867	P MASON	REFUND OF AIRPORT PARKING	86.00
18/09/2024	106115	PARKS AND LEISURE AUST (NATIONAL)	PLAYGROUND EQUIPMENT SERVICES	825.00
18/09/2024	105961	PAUL BREMAN	STAFF REIMBURSEMENT	560.00
5/09/2024	105799	PAULYN ROBSON CHEW	STAFF REIMBURSEMENT	346.85
18/09/2024	105913	PEEL RESOURCE RECOVERY PTY LTD	CONCRETE CRUSHING	11,451.84
18/09/2024	106079	PENDREY AGENCIES P/L	CHEMICAL/RURAL SUPPLIES	1,842.90
18/09/2024	105895	PENNY CROWLEY	STAFF REIMBURSEMENT	203.01
5/09/2024	105849	PENSKE POWER SYSTEMS	PLANT PURCHASES / SERVICES / PARTS	357.46
5/09/2024	105628	PEOPLE SENSE PTY LTD	EMPLOYEE ASSISTANCE PROGRAM	4,349.27
18/09/2024	105892	PEOPLE SENSE PTY LTD	EMPLOYEE ASSISTANCE PROGRAM	4,970.59
5/09/2024	105686	PERRON DEVELOPMENT P/L & STAWELL P/L	VASSE ESTATE WATER SUPPLY AGREEMENT	76,181.06
5/09/2024	105641	PETA PULFORD	STAFF REIMBURSEMENT	296.48
5/09/2024	105857	PFDF FOOD SERVICES PTY LTD	GLC KIOSK PURCHASES	1,993.85
18/09/2024	106126	PFDF FOOD SERVICES PTY LTD	GLC KIOSK PURCHASES	319.45
5/09/2024	105632	PHOENIX FOUNDRY PTY LTD	MEMORIAL PLAQUES SUPPLIER	221.10
18/09/2024	106066	PK COURIERS	COURIER SERVICES	341.00
5/09/2024	105851	PLANNING INSTITUTE OF AUSTRALIA INC	TRAINING SERVICES	1,275.00
5/09/2024	105719	POOL ROBOTIC PERTH	POOL CLEANER SALES AND REPAIR	55.70
5/09/2024	105705	POWER MEDICAL CENTRE	PRE EMPLOYMENT MEDICAL	720.00
18/09/2024	105914	PRIME URBAN WA PTY LTD	REFUND OF ROAD MAINTENANCE BOND	233,644.00
25/09/2024	106149	PRO ART MURALS	WALLPAPER MURALS	1,370.50
18/09/2024	105951	PROJECT MILES TRUST	REPAIRS AND MAINTENANCE	466.82
18/09/2024	106019	PROSPEC FABRICATION PTY LTD	FABRICATION AND WELDING	3,575.00
18/09/2024	106063	PTG CONSULTING PTY LTD	GEOTECHNICAL AND ENVIRONMENTAL SERVICES	3,190.00
18/09/2024	105921	PVR INDUSTRIAL PTY LTD	INDUSTRIAL PUMP REPAIRS	2,585.00
5/09/2024	105788	QMI TILE AND STONE	TILE SUPPLY AND INSTALLATION	192.50
5/09/2024	105723	QUALITY TOOLS PTY LTD	WORKSHOP TOOLS AND EQUIPMENT	874.40
5/09/2024	105776	QUEST MOUNTS BAY ROAD	ACCOMMODATION	380.00
5/09/2024	105800	R ROBERTS	RENT REFUND	99.00
18/09/2024	106055	RACHEL CLEYBERGH-DACRE	ART SALES	28.00



**LISTING OF PAYMENTS MADE
UNDER DELEGATED AUTHORITY
FOR THE MONTH OF SEPTEMBER 2024**

CHEQUE PAYMENTS	120077 - 120086	22,749.86
ELECTRONIC TRANSFER PAYMENTS	105614 - 106154	14,552,724.33
TRUST ACCOUNT	EFT# TR000063 - TR000067	89,752.66
PAYROLL	01.09.2024 - 30.09.2024	1,941,226.33
DIRECT DEBITS	DD #5861 - 5908	340,733.23
SYSTEM GENERATED PAYMENTS - BOOKABLE	REF-2	32.00
		16,947,218.41

18/09/2024	106074	RAECO INTERNATIONAL PTY LTD	LIBRARY RESOURCES	655.05
18/09/2024	106065	RAPHAEL DEPONDT	PHOTOGRAPHY SERVICES	375.00
5/09/2024	105786	RENMAR CONSTRUCTIONS WA PTY LTD	CONSTRUCTION SERVICES	5,500.00
5/09/2024	105824	REPCO AUTO PARTS	PLANT PURCHASES / SERVICES / PARTS	2,579.27
18/09/2024	106086	REPCO AUTO PARTS	PLANT PURCHASES / SERVICES / PARTS	3,407.95
5/09/2024	105796	RICHARD MORRANT	STAFF REIMBURSEMENT	60.78
5/09/2024	105637	RICHMOND WELLBEING INCORPORATED	TRAINING SERVICES	6,000.00
18/09/2024	106121	RMS (AUST) PTY LTD	SOFTWARE SERVICES	220.00
18/09/2024	105924	ROBERT'S TILT TRAY & HIAB SERVICE	FREIGHT	1,512.50
5/09/2024	105784	ROBOWASH PTY LTD	INDUSTRIAL PARTS CLEANING EQUIPMENT	935.00
5/09/2024	105820	ROD'S AUTO ELECTRICS	AUTO ELECTRICAL SERVICES	6,094.52
18/09/2024	106081	ROD'S AUTO ELECTRICS	AUTO ELECTRICAL SERVICES	1,754.55
5/09/2024	105685	ROPS ENGINEERING AUSTRALIA P/L	ROLLOVER PROTECTION	7,450.59
5/09/2024	105815	ROYAL LIFE SAVING SOCIETY - WESTERN AUSTRALIA	TRAINING SERVICES	420.00
5/09/2024	105836	RUBEK AUTOMATIC DOORS	AUTOMATIC DOOR SERVICES	2,039.95
18/09/2024	105929	RUTH BROOKS	ART SALES	28.80
18/09/2024	105987	S & G BAXTER	CROSSOVER CONTRIBUTION	344.10
18/09/2024	106001	S LOUW	MINOR DONATIONS	250.00
18/09/2024	105997	S ORCHARD	CROSSOVER CONTRIBUTION	167.90
18/09/2024	105988	S SHORT	CROSSOVER CONTRIBUTION	134.00
5/09/2024	105643	SAFE FIRST TRAINING	STAFF TRAINING	189.00
18/09/2024	105978	SANDRA WALKER	ART SALES	12.40
5/09/2024	105754	SAPIO PTY LTD	SECURITY INSTALLATIONS AND MAINTENANCE	22,295.49
5/09/2024	105663	SCHREDER AUSTRALIA PTY LTD	OUTDOOR LIGHT FITTINGS - DUNSBOROUGH OVAL	60,720.00
18/09/2024	105947	SEA CHANGE NEWS	STATIONERY AND OFFICE SUPPLIES	231.94
18/09/2024	106018	SEEK LIMITED	ADVERTISING	1,596.77
18/09/2024	105907	SERVICES AUSTRALIA	CHARGES FOR CENTREPAY FACILITY	133.42
18/09/2024	106123	SHARON WILLIAMS	ART SALES	24.00
5/09/2024	105741	SHELTER BREWING CO.	PRIZES FOR SOCIAL SPORT COMPETITION	840.00
18/09/2024	106038	SHEPHEARD PTY LTD	LIQUID WASTE MANAGEMENT	53,428.07
5/09/2024	105855	SHORE COASTAL PTY LTD	COASTAL CONSULTANCY SERVICES	27,846.50
18/09/2024	106124	SHORE COASTAL PTY LTD	COASTAL CONSULTANCY SERVICES	24,068.00
5/09/2024	105748	SHOREWATER MARINE PTY LTD	MARINE ASSET MAINTENANCE	4,922.50
5/09/2024	105690	SJ TRAFFIC MANAGEMENT PTY LTD	TRAFFIC MANAGEMENT SERVICES	1,167.38
18/09/2024	105941	SJ TRAFFIC MANAGEMENT PTY LTD	TRAFFIC MANAGEMENT SERVICES	4,208.60
5/09/2024	105720	SKIDATA AUSTRALASIA	AIRPORT CARPARKING SERVICES	1,863.95
18/09/2024	105967	SKIDATA AUSTRALASIA	AIRPORT CARPARKING SERVICES	27,049.22
25/09/2024	106137	SKIDATA AUSTRALASIA	AIRPORT CARPARKING SERVICES	2,505.93
5/09/2024	105665	SOGGYBONES WHEELBITE	INDOOR SKATE COMPETITION	132.00
5/09/2024	105766	SOILS AINT SOILS	NURSERY SUPPLIES	1,352.50
18/09/2024	106032	SOILS AINT SOILS	NURSERY SUPPLIES	1,860.00
18/09/2024	106035	SOLOMONS BUSSELTON	FLOORING AND BLIND SERVICES	830.00
25/09/2024	106142	SOLOMONS BUSSELTON	FLOORING AND BLIND SERVICES	2,360.00
5/09/2024	105671	SOUTH REGIONAL TAFE	EDUCATION & TRAINING	150.00
18/09/2024	106028	SOUTH WEST CLEANING	BBQ CLEANING	3,965.10
18/09/2024	106108	SOUTH WEST CYCLES	CYCLE SUPPLIER	285.00
5/09/2024	105821	SOUTH WEST ISUZU	PLANT PURCHASES / SERVICES / PARTS	140,899.50
18/09/2024	106084	SOUTH WEST ISUZU	PLANT PURCHASES / SERVICES / PARTS	723.33
18/09/2024	106076	SOUTH WEST MACHINING CENTRE	PLANT MAINTENANCE SERVICES	3,729.61
5/09/2024	105706	SOUTH WEST OFFICE NATIONAL	STATIONERY	2,978.25
18/09/2024	105954	SOUTH WEST OFFICE NATIONAL	STATIONERY	4,405.09
5/09/2024	105816	SOUTH WEST STEEL PRODUCTS	STEEL PRODUCTS SUPPLIER	229.54
18/09/2024	106075	SOUTH WEST STEEL PRODUCTS	STEEL PRODUCTS SUPPLIER	603.05
18/09/2024	105937	SOUTHERN ATU SERVICES PTY LTD	WASTE MANAGEMENT SERVICES	417.50
5/09/2024	105738	SOUTHWEST HOIST & CRANE	SERVICES AND REPAIRS OF HOISTS	2,602.60
5/09/2024	105765	SOUTHWEST TYRE SERVICE	PLANT TYRE SUPPLIER / REPAIRER	2,286.50
18/09/2024	106031	SOUTHWEST TYRE SERVICE	PLANT TYRE SUPPLIER / REPAIRER	7,402.00
5/09/2024	105785	SOVEREIGN CLOUD AUSTRALIA PTY LTD	CLOUD AND CYBER SECURITY PRODUCTS	9,756.25
5/09/2024	105778	SPICE ODYSSEY	CATERING	456.00
5/09/2024	105789	SPINAL LIFE AUSTRALIA LTD	WORKSHOP FACILITATION	1,771.40
5/09/2024	105661	SPORTFIRST BUSSELTON	SPORTING PRODUCTS	577.50
5/09/2024	105780	SPORTS ENTERTAINMENT NETWORK	ADVERTISING	106.70
18/09/2024	106047	SPORTS ENTERTAINMENT NETWORK	ADVERTISING	2,700.28
5/09/2024	105844	SPORTS TURF ASSOCIATION (WA) INC	ANNUAL MEMBERSHIP	350.00
5/09/2024	105843	SPORTSWORLD OF WA	SPORT EQUIPMENT SUPPLIER	1,683.00
5/09/2024	105667	SPRAYMOW SERVICES	MAINTENANCE SERVICES	2,204.72
18/09/2024	105919	SPRAYMOW SERVICES	MAINTENANCE SERVICES	5,450.56
18/09/2024	106117	STRATAGREEN	NURSERY SUPPLIES	5,610.24
5/09/2024	105749	SUPAFIT SEAT COVERS PTY LTD	SEAT COVERS	843.15
4/09/2024	105623	SUPERCHOICE	SUPERANNUATION	216,933.76
19/09/2024	105888	SUPERCHOICE	SUPERANNUATION	217,106.31
18/09/2024	106112	SURVCON PTY LTD	SURVEY SERVICES	3,080.00
18/09/2024	105964	SURVEYING SOUTH	SURVEYING SERVICES	1,320.00
18/09/2024	106042	SUSAN GRAF	ART SALES	168.00
5/09/2024	105734	SW COMMUNITY LEGAL CENTRE	BOND REFUND	300.00
5/09/2024	105679	SW ENVIRONMENTAL	ENVIRONMENTAL SERVICES	1,787.50
18/09/2024	106083	SW PRECISION PRINT	PRINTING SERVICES	603.00
18/09/2024	105945	SWEET & UNIQUE (WA) PTY LTD T/AS LUV A LOLLY	CONFECTIONERY	594.00
5/09/2024	105709	SYNERGY	ELECTRICITY SUPPLIES	17,563.95
18/09/2024	105957	SYNERGY	ELECTRICITY SUPPLIES	127,760.16
18/09/2024	105986	T & E ALLWORK	CROSSOVER CONTRIBUTION	267.80
5/09/2024	105745	TEAM GLOBAL EXPRESS	COURIER SERVICES	448.22
18/09/2024	106014	TEAM GLOBAL EXPRESS	COURIER SERVICES	266.38
5/09/2024	105797	TECH WINDOW	IT SUPPORT AND RETAIL SALES	513.70
5/09/2024	105769	TELSTRA LIMITED	COMMUNICATION SERVICES	8,596.22
18/09/2024	106033	TELSTRA LIMITED	COMMUNICATION SERVICES	10,987.70



**LISTING OF PAYMENTS MADE
UNDER DELEGATED AUTHORITY
FOR THE MONTH OF SEPTEMBER 2024**

CHEQUE PAYMENTS	120077 - 120086	22,749.86
ELECTRONIC TRANSFER PAYMENTS	105614 - 106154	14,552,724.33
TRUST ACCOUNT	EFT# TR000063 - TR000067	89,752.66
PAYROLL	01.09.2024 - 30.09.2024	1,941,226.33
DIRECT DEBITS	DD #5861 - 5908	340,733.23
SYSTEM GENERATED PAYMENTS - BOOKABLE	REF-2	32.00
		16,947,218.41

5/09/2024	105699	THE GOOD EGG CAFE	VENUE HIRE AND CATERING	300.00
18/09/2024	105944	THE GOOD EGG CAFE	VENUE HIRE AND CATERING	3,895.00
5/09/2024	105767	THE MARGARET RIVER NATURAL SPRING WATER	BOTTLED WATER	247.50
5/09/2024	105658	THE URBAN COFFEE HOUSE	CATERING	265.00
18/09/2024	105915	THE URBAN COFFEE HOUSE	CATERING	265.00
5/09/2024	105618	THE WESTERN AUSTRALIAN MUNICIPAL ROAD BOARD PARKS	UNION FEES	132.00
19/09/2024	105883	THE WESTERN AUSTRALIAN MUNICIPAL ROAD BOARD PARKS	UNION FEES	132.00
5/09/2024	105782	THELMA HARRIS	DANCERS FOR NAIDOC WEEK	300.00
5/09/2024	105718	THINK WATER DUNSBOROUGH	RETICULATION SERVICES	3,741.65
5/09/2024	105651	THOMSON REUTERS (PROFESSIONAL) AUSTRALIA LTD	RECRUITMENT SERVICES	19,221.72
5/09/2024	105774	TIM WILSON	CARPENTRY SERVICES	1,187.30
18/09/2024	106044	TIM WILSON	CARPENTRY SERVICES	8,286.78
18/09/2024	105893	TOTAL GREEN RECYCLING	RECYCLING E-WASTE SERVICES	1,527.74
5/09/2024	105850	TOTAL HORTICULTURAL SERVICES	LANDSCAPING SERVICES	20,257.37
18/09/2024	106118	TOTAL HORTICULTURAL SERVICES	LANDSCAPING SERVICES	23,138.17
5/09/2024	105858	T-QUIP	MOWER PARTS & SERVICE	902.66
18/09/2024	106127	T-QUIP	MOWER PARTS & SERVICE	1,393.84
5/09/2024	105798	TRACEY OLNEY	STAFF REIMBURSEMENT	58.70
5/09/2024	105852	TRADE HIRE	PLANT HIRE & EQUIPMENT SERVICES	1,013.10
18/09/2024	106120	TRADE HIRE	PLANT HIRE & EQUIPMENT SERVICES	230.68
11/09/2024	105872	TRENT VAN BEEM	STAFF REIMBURSEMENT	88.78
18/09/2024	106043	TREVORS CARPETS	FLOOR COVERINGS	3,590.00
5/09/2024	105662	TROPHIES ON TIME	NAME BADGE SUPPLIER	319.00
5/09/2024	105681	TRUCK CENTRE (WA) PTY LTD	NEW VEHICLE PARTS & SERVICE	767.84
18/09/2024	105934	TRUCK CENTRE (WA) PTY LTD	NEW VEHICLE PARTS & SERVICE	732.25
5/09/2024	105722	TRUCKLINE	PLANT PURCHASES / SERVICES / PARTS	62.26
5/09/2024	105682	U-NAME IT FENCING AND FARM MANAGEMENT	FENCING AND RURAL SERVICES	9,900.00
5/09/2024	105729	UNITING CHURCH PARISH OF BUSSELTON	COMMUNITY SERVICES	30.00
18/09/2024	106027	UNITING GLOBAL PTY LTD	CLEANING AND MAINTENANCE SERVICES	87,416.04
5/09/2024	105795	UT CONSULTING PTY LTD	AUDIO VISUAL CONSULTING SERVICES	4,950.00
5/09/2024	105771	VASSE PANEL AND PAINT	PANEL BEATING AND SPRAY PAINTING	500.00
25/09/2024	106135	VECTORWORKS AUSTRALIA PTY LTD	SOFTWARE SUPPLY AND MAINTENANCE	1,173.70
18/09/2024	106110	VEOLIA RECYCLING & RECOVERY PTY LTD	WASTE MANAGEMENT SERVICES	4,074.85
18/09/2024	105959	VERAISON	ORGANISATIONAL CULTURE AND ENGAGEMENT	5,544.00
18/09/2024	106008	VISIMAX	FIRE EQUIPMENT SUPPLIER	198.55
25/09/2024	106143	VIVA ENERGY AUSTRALIA (SHELL)	FUELS, OILS AND GREASES	76,605.82
5/09/2024	105840	VMS CONTRACTORS & MANAGEMENT	MAINTENANCE SERVICES	5,002.80
18/09/2024	106102	VMS CONTRACTORS & MANAGEMENT	MAINTENANCE SERVICES	1,247.40
18/09/2024	105994	W & S MARTIN	CROSSOVER CONTRIBUTION	178.80
5/09/2024	105827	W.A. HINO SALES & SERVICE	PLANT PURCHASES / SERVICES / PARTS	772.93
5/09/2024	105640	WA EXTERNAL SOLUTIONS	GUTTER REPLACEMENT AT THE OLD FIRE STATION	17,105.00
5/09/2024	105694	WA REGIONAL CAPITALS ALLIANCE INCORPORATED	ANNUAL MEMBERSHIP	140.00
18/09/2024	106095	WA TREASURY CORPORATION	LOAN REPAYMENTS	1,221,285.05
5/09/2024	105625	WALGA	WALGA TRAINING SERVICES	44,487.59
18/09/2024	106062	WARREN GIDDENS	STAFF REIMBURSEMENT	49.90
11/09/2024	105861	WELARM PTY LTD	BUSSELTON GROUNDWATER INVESTIGATION	31,123.63
5/09/2024	105742	WEST COAST WASTE	SKIP BIN HIRE	878.24
5/09/2024	105710	WESTBOOKS	LIBRARY RESOURCES	1,048.13
5/09/2024	105730	WESTERN GROWERS FRESH	CATERING	203.00
18/09/2024	105976	WESTERN GROWERS FRESH	CATERING	347.00
5/09/2024	105664	WESTERN IRRIGATION PTY LTD	BORE AND IRRIGATION SERVICES	3,850.00
5/09/2024	105826	WESTRAC EQUIPMENT P/L	PLANT PURCHASES / SERVICES / PARTS	1,311.55
18/09/2024	106089	WESTRAC EQUIPMENT P/L	PLANT PURCHASES / SERVICES / PARTS	3,831.75
5/09/2024	105755	WESTSIDE TILT TRAY SERVICE	ABANDONED CAR REMOVAL	110.00
18/09/2024	106040	WILDWOOD FLOORING WA	TIMBER FLOOR SANDING AND INSTALLATION	3,382.50
5/09/2024	105638	WIN TELEVISION WA PTY LTD	ADVERTISING	1,320.00
5/09/2024	105818	WINC AUSTRALIA PTY LTD	STATIONERY SUPPLIER	54.25
5/09/2024	105762	WOOLWORTHS GROUP LIMITED	COUNCIL & STAFF REFRESHMENTS	570.35
5/09/2024	105831	WORK CLOBBER	PROTECTIVE CLOTHING SUPPLIER	2,485.00
18/09/2024	106091	WORK CLOBBER	PROTECTIVE CLOTHING SUPPLIER	4,086.00
5/09/2024	105772	WORKPOWER INCORPORATED	WASTE MANAGEMENT AND RECYCLING ACTIVITIES	1,357.40
18/09/2024	106052	WORLEY CONSULTING PTY LTD	BUSSELTON COAST INUNDATION MODELLING	11,189.20
5/09/2024	105696	WOW WIPES	GYM ANTIBACTERIAL WIPES	1,309.00
5/09/2024	105842	WREN OIL	WASTE OIL SERVICES	1,666.50
5/09/2024	105668	YAHAVA KOFFEE WORKS WHOLESALE	CATERING	403.00
5/09/2024	105781	YALLINGUP COFFEE ROASTING COMPANY	CATERING	120.00
18/09/2024	106104	YOUTHCARE	2024/2025 CONTRIBUTION TOWARDS CHAPLAINCY SERVICES	46,024.00
				14,340,224.33
			Plus payments under separate confidential listing:	212,500.00
			Total EFT Payments for the month:	14,552,724.33

TRUST PAYMENTS SEPTEMBER 2024

DATE	REF #	NAME	DESCRIPTION	AMOUNT \$
18/09/2024	TR000064	CITY OF BUSSELTON - EFT	INTERNAL PAYMENTS / COMMISSIONS	657.50
18/09/2024	TR000065	CONSTRUCTION TRAINING FUND	CTF LEVY	8,864.74
18/09/2024	TR000063	DEPARTMENT OF MINES, INDUSTRY REGULATION & SAFETY	BUILDING SERVICES LEVY	34,968.08
18/09/2024	TR000067	SHIRE OF CAPEL	CLAG ACCOUNT TRANSFER	45,262.34
18/09/2024	TR000066	VOIDED	VOIDED	-
				89,752.66

INTERNAL PAYMENT VOUCHERS (DIRECT DEBITS) SEPTEMBER 2024

DATE	REF #	NAME	DESCRIPTION	AMOUNT \$
13/09/2024	5883	A HOLROYD	REFUND OF APPLICATION	171.65
13/09/2024	5884	A KEYS	REFUND OF ANIMAL TRAP BOND	100.00
26/09/2024	5905	A RITCHIE	REFUND OF RATE OVERPAYMENT	357.19
26/09/2024	5905	AB PICKUP	REFUND OF RATE OVERPAYMENT	3,140.34



**LISTING OF PAYMENTS MADE
UNDER DELEGATED AUTHORITY
FOR THE MONTH OF SEPTEMBER 2024**

CHEQUE PAYMENTS	120077 - 120086	22,749.86
ELECTRONIC TRANSFER PAYMENTS	105614 - 106154	14,552,724.33
TRUST ACCOUNT	EFT# TR000063 - TR000067	89,752.66
PAYROLL	01.09.2024 - 30.09.2024	1,941,226.33
DIRECT DEBITS	DD #5861 - 5908	340,733.23
SYSTEM GENERATED PAYMENTS - BOOKABLE	REF-2	32.00
		16,947,218.41

27/09/2024	5907	AMALFI RESORT	REFUND OF APPLICATION	552.00
27/09/2024	5907	AMALFI RESORT	REFUND OF APPLICATION	552.00
27/09/2024	5907	AMALFI RESORT	REFUND OF APPLICATION	552.00
25/09/2024	5902	AMELIA PARK	REFUND OF APPLICATION	232.00
7/09/2024	5861	AMPOL	FUEL SERVICES	18,226.56
		ADMINISTRATION - BSN1 - CARD #3413	UNLEADED ONLY	248.08
		ADMINISTRATION - BSN1 - CARD #1844	UNLEADED ONLY	204.06
		ADMINISTRATION - BSN16AV - CARD #7320	PREMIUM DIESEL ONLY	99.58
		AIRPORT OPERATIONS - BSN30BT - CARD #8475	PREMIUM DIESEL ONLY	438.64
		AIRPORT OPERATIONS - BSN55DJ - CARD #3318	PREMIUM DIESEL ONLY	401.73
		AIRPORT OPERATIONS - BSN41DR - CARD #8568	UNLEADED ONLY	371.66
		AIRPORT OPERATIONS - BSN694N - CARD #3602	UNLEADED ONLY	-
		AIRPORT OPERATIONS - CARD #1642	UNLEADED ONLY	-
		CEO - BSN66DG - CARD #8432	PREMIUM DIESEL	223.69
		COMMUNITY & COMMERCIAL SERVICES - BSN26CM - CARD #0920	UNLEADED ONLY	363.42
		COMMUNITY & COMMERCIAL SERVICES - BSN07ED - CARD #4923	UNLEADED ONLY	77.97
		COMMUNITY & COMMERCIAL SERVICES - BSN09DR - CARD #8336	UNLEADED ONLY	287.89
		COMMUNITY & COMMERCIAL SERVICES - BSN43DR - CARD #6443	PREMIUM DIESEL ONLY	190.29
		COMMUNITY & COMMERCIAL SERVICES - BSN45CT - CARD #8887	PREMIUM DIESEL ONLY	349.03
		COMMUNITY & COMMERCIAL SERVICES - BSN45DA - CARD #7529	UNLEADED ONLY	88.42
		COMMUNITY & COMMERCIAL SERVICES - BSN254L - CARD #9762	PREMIUM DIESEL ONLY	-
		COMMUNITY & COMMERCIAL SERVICES - BSN57AV - CARD #9799	UNLEADED ONLY	-
		COMMUNITY & COMMERCIAL SERVICES - BSN06DR - CARD #6435	UNLEADED ONLY	224.43
		COMMUNITY & COMMERCIAL SERVICES - BSN53BK - CARD #3529	UNLEADED ONLY	-
		ENGINEERING/FACILITIES - BSN07BL - CARD #7159	PREMIUM DIESEL ONLY	310.06
		ENGINEERING/FACILITIES - BSN23AM - CARD #3501	DIESEL ONLY	617.43
		ENGINEERING/FACILITIES - BSN28CO - CARD #0504	PREMIUM DIESEL ONLY	238.99
		ENGINEERING/FACILITIES - BSN97CY - CARD #2459	PREMIUM DIESEL ONLY	447.00
		ENGINEERING/FACILITIES - BSN05BH - CARD #1182	PREMIUM DIESEL ONLY	120.99
		ENGINEERING/FACILITIES - BSN26DW - CARD #6802	PREMIUM DIESEL ONLY	214.52
		ENGINEERING/FACILITIES - BSN18CA - CARD #5679	UNLEADED ONLY	69.22
		ENGINEERING/FACILITIES - BSN24BA - CARD #0275	PREMIUM DIESEL ONLY	-
		ENGINEERING/FACILITIES - BSN41CF - CARD #1798	PREMIUM DIESEL ONLY	-
		ENGINEERING/FACILITIES - BSN35DT - CARD #7904	UNLEADED ONLY	313.55
		ENGINEERING/FACILITIES - BSN47BE - CARD #1662	PREMIUM DIESEL ONLY	546.19
		ENGINEERING/FACILITIES - BSN47CM - CARD #0082	UNLEADED ONLY	205.54
		ENGINEERING/FACILITIES - BSN48CM - CARD #0164	UNLEADED ONLY	421.02
		ENGINEERING/FACILITIES - BSN54BG - CARD #0700	UNLEADED ONLY	-
		ENGINEERING/FACILITIES - BSN693T - CARD #5756	PREMIUM DIESEL ONLY	327.68
		ENGINEERING/FACILITIES - BSN89CY - CARD #2056	UNLEADED ONLY	464.58
		FINANCE/IT SERVICES - BSN08DN - CARD #0140	UNLEADED ONLY	212.69
		FINANCE/IT SERVICES - BSN08DR - CARD #1638	PREMIUM UNLEADED ONLY	345.74
		FINANCE/IT SERVICES - BSN20BL - CARD #5771	PREMIUM DIESEL ONLY	128.04
		FINANCE/IT SERVICES - BSN21BA - CARD #1141	UNLEADED ONLY	52.05
		FINANCE/IT SERVICES - BSN56CY - CARD #9216	PREMIUM DIESEL ONLY	480.69
		FINANCE/IT SERVICES - BSN28AU - CARD #9981	UNLEADED ONLY	153.40
		FINANCE/IT SERVICES - BSN75DI - CARD #1202	UNLEADED ONLY	281.58
		FINANCE/IT SERVICES - BSN97DW - CARD #6915	PREMIUM DIESEL ONLY	371.36
		FLEET MANAGEMENT - BSN47CT - CARD #8937	PREMIUM DIESEL ONLY	110.17
		FLEET MANAGEMENT - BSN91CR - CARD #8899	PREMIUM UNLEADED ONLY	270.50
		FLEET MANAGEMENT - ADDITIONAL CARD - CARD #6641	UNLEADED ONLY	-
		FLEET MANAGEMENT - ADDITIONAL CARD - CARD #7469	UNLEADED ONLY	-
		GENERAL CONSTRUCTION - BSN68BE - CARD #5588	PREMIUM DIESEL ONLY	-
		GENERAL CONSTRUCTION - BSN75BA - CARD #3170	PREMIUM DIESEL ONLY	-
		GENERAL CONSTRUCTION - BSN162S - CARD #1132	PREMIUM DIESEL ONLY	68.08
		GENERAL CONSTRUCTION - CARD #2854	UNLEADED ONLY	11.22
		PARKS, GARDENS & RESERVES - BSN022S - CARD #7032	PREMIUM DIESEL ONLY	-
		PARKS, GARDENS & RESERVES - BSN02DG - CARD #8138	DIESEL ONLY	349.68
		PARKS, GARDENS & RESERVES - BSN353S - CARD #2766	PREMIUM DIESEL ONLY	-
		PARKS, GARDENS & RESERVES - BSN17AY - CARD #4349	PREMIUM DIESEL ONLY	121.06
		PARKS, GARDENS & RESERVES - BSN18AY - CARD #4380	PREMIUM DIESEL ONLY	104.16
		PARKS, GARDENS & RESERVES - BSN24AE - CARD #6497	PREMIUM DIESEL ONLY	-
		PARKS, GARDENS & RESERVES - BSN32CJ - CARD #5763	PREMIUM DIESEL ONLY	112.01
		PARKS, GARDENS & RESERVES - BSN51AU - CARD #3084	PREMIUM DIESEL ONLY	539.10
		PARKS, GARDENS & RESERVES - BSN91BK - CARD #0175	PREMIUM DIESEL ONLY	-
		PARKS, GARDENS & RESERVES - BSN61BF - CARD #3378	PREMIUM DIESEL ONLY	327.69
		PARKS, GARDENS & RESERVES - BSN64BC - CARD #8492	PREMIUM DIESEL ONLY	225.25
		PARKS, GARDENS & RESERVES - BSN694T - CARD #7993	PREMIUM DIESEL ONLY	99.10
		PARKS, GARDENS & RESERVES - BSN02EA - CARD #0750	PREMIUM DIESEL ONLY	-
		PARKS, GARDENS & RESERVES - BSN77BC - CARD #8163	PREMIUM DIESEL ONLY	112.64
		PARKS, GARDENS & RESERVES - BSN86BX - CARD #2443	PREMIUM DIESEL AND DIESEL ONLY	258.06
		PARKS, GARDENS & RESERVES - BSN87AV - CARD #7849	PREMIUM DIESEL ONLY	220.01
		PARKS, GARDENS & RESERVES - BSN993T - CARD #5129	PREMIUM DIESEL ONLY	223.39
		PARKS, GARDENS & RESERVES - CARD #9035	UNLEADED ONLY	-
		PARKS, GARDENS & RESERVES - LAWNMOWER - CARD #0248	UNLEADED ONLY	23.00
		PARKS, GARDENS & RESERVES - LAWNMOWER - CARD #5956	UNLEADED ONLY	-
		PARKS, GARDENS & RESERVES - LAWNMOWER - CARD #2810	UNLEADED ONLY	-
		PLANNING & BUILDING - BSN00CK - CARD #1442	UNLEADED ONLY	561.75
		PLANNING & BUILDING - BSN01BE - CARD #8797	PREMIUM UNLEADED AND UNLEADED ONLY	-
		PLANNING & BUILDING - BSN39DT - CARD #9333	UNLEADED ONLY	269.04
		PLANNING & BUILDING - BSN37DR - CARD #7895	UNLEADED ONLY	461.37
		PLANNING & BUILDING - BSN53BG - CARD #0416	UNLEADED ONLY	366.51
		PLANNING & BUILDING - BSN56BX - CARD #2131	UNLEADED ONLY	307.71
		PLANNING & BUILDING - BSN61BG - CARD #0775	UNLEADED ONLY	-
		PROPERTY & LEGAL SERVICES - BSN64CT - CARD #7042	UNLEADED ONLY	65.19
		PROPERTY & LEGAL SERVICES - BSN75DG - CARD #7703	UNLEADED ONLY	153.38



**LISTING OF PAYMENTS MADE
UNDER DELEGATED AUTHORITY
FOR THE MONTH OF SEPTEMBER 2024**

CHEQUE PAYMENTS	120077 - 120086	22,749.86
ELECTRONIC TRANSFER PAYMENTS	105614 - 106154	14,552,724.33
TRUST ACCOUNT	EFT# TR000063 - TR000067	89,752.66
PAYROLL	01.09.2024 - 30.09.2024	1,941,226.33
DIRECT DEBITS	DD #5861 - 5908	340,733.23
SYSTEM GENERATED PAYMENTS - BOOKABLE	REF-2	32.00
		16,947,218.41

		RANGER & FIRE SERVICES - 1EIO341 - CARD #9420	PREMIUM DIESEL ONLY	-
		RANGER & FIRE SERVICES - BSN76BC - CARD #5765	PREMIUM DIESEL ONLY	97.54
		RANGER & FIRE SERVICES - BSN91BO - CARD #9327	PREMIUM DIESEL ONLY	514.27
		RANGER & FIRE SERVICES - 1BRK488 - CARD #5180	DIESEL ONLY	-
		RANGER & FIRE SERVICES - BSN01AO - CARD #5220	UNLEADED ONLY	-
		RANGER & FIRE SERVICES - BSN27CW - CARD #5409	PREMIUM DIESEL ONLY	81.75
		RANGER & FIRE SERVICES - BSN52DU - CARD #9670	PREMIUM DIESEL ONLY	229.34
		RANGER & FIRE SERVICES - BSN70RZ - CARD #6102	PREMIUM DIESEL ONLY	-
		RANGER & FIRE SERVICES - BSN75BC - CARD #5757	PREMIUM DIESEL ONLY	238.57
		RANGER & FIRE SERVICES - BSN90BO - CARD #9301	PREMIUM DIESEL ONLY	173.95
		RANGER & FIRE SERVICES - 1HQE252 - CARD #9850	DIESEL ONLY	-
		REGULATORY SERVICES - BSN25CM - CARD # 4833	UNLEADED ONLY	329.89
		REGULATORY SERVICES - BSN91DA - CARD #1682	PREMIUM DIESEL ONLY	311.06
		REGULATORY SERVICES - BSN97BT - CARD #0562	UNLEADED ONLY	337.21
		SES BUSSELTON - 1DON317 - CARD #5031	PREMIUM DIESEL ONLY	56.31
		SES BUSSELTON - 1GHF683 - CARD #0366	PREMIUM DIESEL ONLY	109.68
		SES BUSSELTON - BSN710K - CARD #0026	PREMIUM DIESEL ONLY	-
		SES BUSSELTON - 1CVD571 - CARD #5007	PREMIUM DIESEL ONLY	-
		WASTE SERVICES - BSN09AQ - CARD #1300	PREMIUM DIESEL ONLY	-
		WASTE SERVICES - BSN38DR - CARD #2618	UNLEADED ONLY	164.84
		WASTE SERVICES - BSN34BG - CARD #3370	PREMIUM DIESEL ONLY	330.87
		WASTE SERVICES - BSN85CC - CARD #3630	PREMIUM DIESEL ONLY	-
		WASTE SERVICES - BSN03EE - CARD #4941	PREMIUM DIESEL ONLY	-
		WASTE SERVICES - BSN203T - CARD #8083	PREMIUM DIESEL ONLY	-
2/09/2024	5865	ANZ BANK	BANK FEES	15.50
2/09/2024	5866	ANZ BANK	BANK FEES	6,366.02
5/09/2024	5874	ANZ BANK	BANK FEES	269.50
5/09/2024	5875	ANZ BANK	BANK FEES	393.35
5/09/2024	5893	ANZ BANK	BANK FEES	387.35
5/09/2024	5894	ANZ BANK	BANK FEES	3,968.91
6/09/2024	5908	ANZ	VISA PAYMENT	22,438.44
CHIEF EXECUTIVE OFFICER				
		LG PROFESSIONALS	TRAINING - COMMTELLIGENCE FORUM 2024	320.00
		COLES EXPRESS BRIGHTON LE SANDS	LC COG KIAMA TRIP - FUEL FOR HIRE CAR	36.14
		THE SEBEL KIAMA	LC COG KIAMA TRIP - ACCOMMODATION	684.62
		PERTH AIRPORT PARKING	LC COG KIAMA TRIP - PARKING	243.40
		LG PROFESSIONALS	PROFESSIONAL MEMBERSHIP	560.00
		LUNKT	SYDNEY ROAD TOLLS - CEO KIAMA TRIP	7.57
		PERTH AIRPORT PARKING	PARKING FOR JAPAN TRIP	158.93
		MAILCHIMP	ELECTRONIC NEWSLETTER PR	425.05
		WEST AUSTRALIAN	DIGITAL SUBSCRIPTION	28.00
		ZAMPOL PTY LTD WEST PINJARRA	SUGITO VISIT	19.30
		KFC PINJARRA PINJARRA	SUGITO VISIT	15.45
		SUSHILION SAITAMA	SUGITO VISIT	126.00
		TRIBE PERTH	ACCOMMODATION FOLLOWING ATTENDANCE AT WALGA HONOURS AWARD NIGHT	229.00
		SEVEN-ELEVEN TOKYO	SUGITO VISIT	9.45
		SEVEN-ELEVEN TOKYO	SUGITO VISIT	6.22
		TULLYS COFFEE 0315 KASUKABE	SUGITO VISIT	30.05
		TOKYUPLAZA GINZA TOKYO	SUGITO VISIT	622.67
		NIKKOREN TOKYO TOKYO	SUGITO VISIT	21.61
		TOKYO SOLAMACHI SUMIDAKU	SUGITO VISIT	134.42
		FUJIIJIDOSHIYA TOKYO	SUGITO VISIT	10.07
		DOUTOR COFFEE TOKYO	SUGITO VISIT	18.80
		KOKUSAI MOTORCARS TOKYO	SUGITO VISIT	12.31
		THE COFFEE BEAN-T3TS SINGAPORE	SUGITO VISIT	39.35
		OKUNIJIDOSHA 00-0000-0000	SUGITO VISIT	304.37
		MCDONALD'S CHIBA	SUGITO VISIT	12.57
		INGOT HOTEL	ACCOMMODATION IN PERTH -LATE RETURN FORM SUGITO VISIT	157.00
		INGOT HOTEL	ACCOMMODATION IN PERTH -LATE RETURN FORM SUGITO VISIT	157.00
		SUSHI SUSHI	COUNCIL LUNCH 14 AUGUST 2024	222.20
		SMITHEREENS CAFE COWARAMUP	MEETING CATERING - CEO & SENIOR STAFF CITY OF AMR	54.00
COMMUNITY EMERGENCY SERVICES MANAGER				
		COLES	CATERING - FIRE FIGHTING TRAINING SKILLS	21.00
		SPACETOCO VENUE HIRE	EAGLE BAY COMMUNITY HALL HIRE - BFB AWARDS NIGHT	225.00
DIRECTOR - COMMUNITY PLANNING				
		CROWN PROMENADE PERTH BURSWOOD	ACCOMMODATION TO ATTEND CONFERENCE	374.26
		THE MELBOURNE HOTEL FDS PERTH	TRAINING ACCOMODATION	653.10
		THE MELBOURNE HOTEL FDS PERTH	TRAINING ACCOMMODATION	704.87
		SPACETOCO VENUE HIRE PERTH	HIRE OF DUNSBOROUGH HALL FOR YOUTH MUSIC EVENT - MENTAL HEALTH WEEK	277.50
		BAKED BUSSELTON	LUNCH /COFFEE SAT MEDIATION	137.00
		PARK & LEISURE	PARK & LEISURE MEMBERSHIP	297.00
		ACCOR* NOVOTEL PERTH M WWW.ACCOR.COM	ACCOMMODATION FOR RIO TINTO PARTNESHIP WORKSHOP	1,185.04
		PLANNING INSTITUTE OF AUS	PIA WA STATE CONFERENCE NETWORKING FUNCTION	100.00
		THE MELBOURNE HOTEL FDS PERTH	ACCOMMODATION TO ATTEND PIA CONFERENCE	232.08
		BIGW ONLINE	STEEL CAP BOOTS FOR YOUTH PROGRAM	273.00
		SPOTIFY P2E8C7341B SYDNEY	MUSIC FOR YOUTH EVENTS	23.99
		NOVOTEL PER MURRAY ST PERTH	ACCOMMODATION FOR RIO TINTO PARTNESHIP WORKSHOP	56.73
		INGRID WINDRAM	STAFF FAREWELL GIFT	100.00
		COLES ONLINE	STAFF FAREWELL MORNING TEA	72.75
		SPACETOCO VENUE HIRE PERTH	REFUND HIRE OF DUNSBOROUGH HALL FOR YOUTH MUSIC EVENT - MENTAL HEALTH WEEK	270.56
DIRECTOR - CORPORATE STRATEGY AND PERFORMANCE				
		NEWTOWN LODGE PTY LTD VASSE	COUNCIL DINNER 24 JULY 2024	747.00
		SUSHI SUSHI BUSSELTON	COUNCIL LUNCH 21 AUGUST 2024	260.20
		KENT ST BAKERY	COUNCIL LUNCH 31 JULY 2024	111.82
DIRECTOR - ECONOMIC AND BUSINESS DEVELOPMENT				
		COLES	SPECIAL CHARACTER AREAS WORKSHOP CATERING	70.00



LISTING OF PAYMENTS MADE
UNDER DELEGATED AUTHORITY
FOR THE MONTH OF SEPTEMBER 2024

CHEQUE PAYMENTS	120077 - 120086	22,749.86
ELECTRONIC TRANSFER PAYMENTS	105614 - 106154	14,552,724.33
TRUST ACCOUNT	EFT# TR000063 - TR000067	89,752.66
PAYROLL	01.09.2024 - 30.09.2024	1,941,226.33
DIRECT DEBITS	DD #5861 - 5908	340,733.23
SYSTEM GENERATED PAYMENTS - BOOKABLE	REF-2	32.00
		16,947,218.41

		CHILDRENS BOOK COUNCIL OF AUSTRALIA	BOOK WEEK MERCHANDISE	275.47
		PULLMAN ON THE PARK EAST MELBOURNE	ACCOMMODATION FOR AAA CONFERENCE IN MELBOURNE	99.00
		MAILCHIMP	ECONOMIC DEVELOPMENT MONTHLY SUBSCRIPTION	41.80
		EVENT AND CONFERENCE CO	WASTE AND RECYCLE CONFERENCE TOUR	152.25
		EVENT AND CONFERENCE CO	WASTE AND RECYCLE CONFERENCE DAY 1	406.00
		VIRGIN AUSTRALIA	AIRFARES TO ATTEND AUST. REGIONAL TOURISM CONVENTION IN BRISBANE	1,102.70
		CROWN PROMENADE	ACCOMMODATION TO WASTE & RECYCLING CONFERENCE	202.30
		AIR BNB	ACCOMMODATION TO ATTEND AUST. REGIONAL TOURISM CONVENTION	1,236.17
		AUST REGIONAL TOURISM	AUST REGIONAL TOURISM CONFERENCE MACKAY	1,500.00
DIRECTOR - INFRASTRUCTURE AND ENVIRONMENT				
		AUST SOCIETY OF ARCHIVISTS	REGISTRATION FEE- AUDIOVISUAL ARCHIVES AND AI	150.00
		NATURE CONSERVATION MARGARET RIVER REGION	TRAINING-FACING THE BIG DRY	52.26
		DEPT OF TRANSPORT	REGISTRATION - BSN460T	423.70
		DEPT OF TRANSPORT	REGISTRATION - BSN340X	423.70
		NOVOTEL ON MURRAY	TRAINING - ACCOMMODATION	226.00
		NOVOTEL ON MURRAY	TRAINING - ACCOMMODATION	226.00
		THE DECK	COUNCIL DINNER- 14 AUGUST	799.50
PEOPLE AND SAFETY COORDINATOR				
		KMART	20 X A4 CERTIFICATE FRAMES FOR STAFF AWARDS	160.00
		DUCHESSE MEDICAL	EMPLOYEE MEDICAL REPORT	110.00
		SENDGRID	EMAIL PROGRAM FOR CUSTOMER RETENTION AND CONTACT - GLC	31.69
		MAILCHIMP	LIBRARY ELECTRONIC NEWSLETTER	126.32
		THE FLOWER PLACE	SYMPATHY FLOWERS	75.00
		I GO DIRECT	9 x \$150 STAFF AWARD VOUCHERS	1,477.95
MANAGER INFORMATION SERVICES				
		AMAZON	SD CARD READER	14.99
		AMAZON	USB C TO USB RIGHT ANGLE CABLE	14.35
		AMAZON	ERGONOMIC MOUSE x2	50.45
		AMAZON	ERGONOMIC MOUSE x1	25.38
		AMAZON	ERGONOMIC MOUSE x 6	110.02
		AMAZON	WATCH BATTERY FOR CAR REMOTE KEY FOB	6.99
		MWAVE	EATON 5E GEN2 2200VA/1200W LINE-INTERACTIVE TOWER UPS	479.65
		AICHATBUILDERS	AI CHATBOT FOR CITY WEBSITE	506.91
		TEMU	20 X MAGIC HAND WIRELESS MOUSE	349.80
		ALI EXPRESS	SAMSUNG A51 SCREEN PROTECTORS	8.19
		JB HI-FI	2 X CORDLESS PHONES FOR CULTURAL PRECINCT	90.99
		ZOOM	MONTHLY SUBSCRIPTION	69.19
		GO DADDY	DOMAIN RENEWALS	431.05
		HAVE I BEEN PWNED	USER DETAILS BREACH DATABASE SUBSCRIPTION	540.25
		TEMU	8 x HEYMIX 35W GAN CHARGER	116.96
		ALIEXPRESS	GALAXY A34 CASE	8.13
10/09/2024	5878	ASPECT & DESIGN DRAFT	REFUND OF APPLICATION	295.00
27/09/2024	5907	B & M MCKENZIE	REFUND OF RATE OVERPAYMENT	2,989.96
17/09/2024	5892	BLUEWATER BUILDING CO.	REFUND OF APPLICATION	171.65
5/09/2024	5873	BUSSELTON DUNSBOROUGH VOLUNTEER CENTRE	REFUND OF APPLICATION	75.00
18/09/2024	5891	BUSSELTON FURNITURE PRODUCTS	REFUND OF HALL BOND	500.00
16/09/2024	5888	C KEMP	REFUND OF ANIMAL TRAP BOND	100.00
10/09/2024	5879	CHELSEA KIRBY DRAFTING & DESIGN	REFUND OF APPLICATION	480.00
24/09/2024	5899	CHOIRS4KIDS	REFUND OF HALL BOND	300.00
16/09/2024	5890	CINEFEST OZ	REFUND OF HALL BOND	1,000.00
3/09/2024	5870	COMMONWEALTH BANK	BANK FEES	51.00
3/09/2024	5871	COMMONWEALTH BANK	BANK FEES	2,820.12
16/09/2024	5887	COMMONWEALTH BANK	BANK FEES	56.00
25/09/2024	5900	CR. MIKAYLA LOVE	SUPERANNUATION SEPTEMBER	357.06
27/09/2024	5907	D BAKKER	REFUND OF RATE OVERPAYMENT	2,438.58
17/09/2024	5892	D BARNSELEY	REFUND OF APPLICATION	61.65
9/09/2024	5877	D BOSTOCK	REFUND OF ANIMAL TRAP BOND	100.00
1/09/2024	5862	D CLEGG	REFUND OF RATE OVERPAYMENT	2,584.39
9/09/2024	5877	D COSGROVE	REFUND OF ANIMAL TRAP BOND	100.00
5/09/2024	5873	DESIGNED BY C	REFUND OF APPLICATION	295.00
27/09/2024	5907	EST L HAYLEY	REFUND OF RATE OVERPAYMENT	17,120.00
2/09/2024	5869	F CARLISLE	REFUND OF RATE OVERPAYMENT	2,040.28
26/09/2024	5903	HASH HOUSE HARRIERS	REFUND OF DEBTOR OVERPAYMENT	771.21
27/09/2024	5907	HASH HOUSE HARRIERS	REFUND OF DEBTOR OVERPAYMENT	6.00
1/09/2024	5863	J MARSHALL	REFUND OF RATE OVERPAYMENT	1,869.24
13/09/2024	5885	JWH REGIONAL SOUTH WEST	REFUND OF APPLICATION	118.00
26/09/2024	5905	K GRIST	REFUND OF RATE OVERPAYMENT	4,127.29
11/09/2024	5880	K MOLLOY	REFUND OF APPLICATION	108.00
26/09/2024	5905	K POLLOCK	REFUND OF RATE OVERPAYMENT	1,460.74
18/09/2024	5895	LEEWIN CIVIL	REFUND OF TOWN PLANNING AND ROAD WORK BOND	11,794.50
27/09/2024	5907	LEEWIN CIVIL	REFUND OF TOWN PLANNING AND ROAD WORK BOND	8,850.00
13/09/2024	5883	LENTON BRAE VINEYARD	REFUND OF APPLICATION	88.00
2/09/2024	5867	LES MILLS GLC	CONTRACT FEES	680.45
2/09/2024	5868	LES MILLS NCC	CONTRACT FEES	680.45
16/09/2024	5888	M BATTILANA	REFUND OF ANIMAL TRAP BOND	100.00
26/09/2024	5903	M CHINNERY	REFUND OF RATE OVERPAYMENT	613.49
20/09/2024	5897	M FOX	REFUND OF ANIMAL TRAP BOND	100.00
19/09/2024	5896	M WATKINS	REFUND OF ANIMAL TRAP BOND	100.00
25/09/2024	5901	MARGARET RIVER LAW	REFUND OF HALL BOND	520.00
13/09/2024	5883	MUNDARA PTY LTD	REFUND OF APPLICATION	1,853.25
18/09/2024	5895	N LORENZ	REFUND OF RATE OVERPAYMENT	2,363.40
27/09/2024	5907	O NUISSIB-FAULDS	REFUND OF RATE OVERPAYMENT	3,524.94
4/09/2024	5872	P & K SCOTT	REFUND OF RATE OVERPAYMENT	2,122.29
26/09/2024	5904	PCAHELP	REFUND OF HALL BOND	200.00
20/09/2024	5889	PDQ.COM	SOFTWARE LICENSE	10,000.67
27/09/2024	5906	R & P QUAIFFE	REFUND OF APPLICATION	220.00



LISTING OF PAYMENTS MADE
UNDER DELEGATED AUTHORITY
FOR THE MONTH OF SEPTEMBER 2024

CHEQUE PAYMENTS	120077 - 120086	22,749.86
ELECTRONIC TRANSFER PAYMENTS	105614 - 106154	14,552,724.33
TRUST ACCOUNT	EFT# TR000063 - TR000067	89,752.66
PAYROLL	01.09.2024 - 30.09.2024	1,941,226.33
DIRECT DEBITS	DD #5861 - 5908	340,733.23
SYSTEM GENERATED PAYMENTS - BOOKABLE	REF-2	32.00
		16,947,218.41

17/09/2024	5892	R KIDD	REFUND OF RATE OVERPAYMENT	673.37
27/09/2024	5907	REGAL BILL INVESTMENTS	REFUND OF RATE OVERPAYMENT	2,290.35
12/09/2024	5882	ROMAN CATHOLIC BISHOP BUNBURY - DUNSBOROUGH	REFUND OF RATE OVERPAYMENT	1,246.30
11/09/2024	5881	S STEVENS	REFUND OF ANIMAL TRAP BOND	100.00
24/09/2024	5898	V THOMAS	REFUND OF RATE OVERPAYMENT	3,044.79
5/09/2024	5876	VOIDED	VOIDED	-
2/09/2024	5864	WA COUNTRY BUILDERS	REFUND OF APPLICATION	110.00
17/09/2024	5892	WAFI	REFUND OF GROUND HIRE BOND	684.00
16/09/2024	5886	ZERMATT HOLDINGS PTY LTD	REFUND OF TOWN PLANNING AND ROAD WORK BOND	134,009.00
16/09/2024	5886	ZERMATT HOLDINGS PTY LTD	REFUND OF TOWN PLANNING AND ROAD WORK BOND	45,570.00
18/09/2024	5895	ZERMATTA HOLDINGS	REFUND OF TOWN PLANNING AND ROAD WORK BOND	9,075.00
				340,733.23

SYSTEM GENERATED PAYMENTS - BOOKABLE SEPTEMBER 2024

DATE	REF #	NAME	DESCRIPTION	AMOUNT \$
9/09/2024	REF-2	A WINDBERG	BOOKABLE REFUND - WORKSHOP CANCELLATION	32.00
				32.00

PAYROLL PAYMENTS SEPTEMBER 2024

DATE	REF #	NAME	DESCRIPTION	AMOUNT \$
3/09/2024	3/09/2024	CITY OF BUSSELTON	PAYROLL & SALARIES	965,309.73
17/09/2024	17/09/2024	CITY OF BUSSELTON	PAYROLL & SALARIES	975,916.60
				1,941,226.33



**LISTING OF PAYMENTS MADE UNDER DELEGATED AUTHORITY
INDUSTRY AND REGIONAL ALLOCATION
YEAR TO DATE - SEPTEMBER 2024**

	Jul 2024	Aug 2024	Sep 2024	Q1
CHQ	138,468.72	131,602.33	22,749.86	292,820.91
DD, SGP & PAYROLL	2,031,343.34	1,975,681.55	2,281,991.56	6,289,016.45
EFT	8,428,806.49	5,920,966.22	14,552,724.33	28,902,497.04
TRUST	43,817.68	40,701.41	89,752.66	174,271.75
TOTAL LISTING - MONTHLY PAYMENT LIST	10,642,436.23	8,068,951.51	16,947,218.41	35,658,606.15

INDUSTRY INFORMATION ON ALL PAYMENTS	Jul 2024	Aug 2024	Sep 2024	Q1	
GOVERNMENT INSTITUTIONS	616,573.20	158,088.99	2,358,482.07	3,133,144.26	8.81%
STAFF & COUNCILLOR PAYMENTS	3,025,927.02	2,978,030.58	3,024,441.56	9,028,399.16	25.38%
SUNDRY PAYMENTS & REFUNDS	433,909.25	379,744.28	639,913.15	1,453,566.68	4.09%
SUPPLIERS OF GOODS & SERVICES	6,251,838.41	4,300,366.33	10,701,106.24	21,253,310.98	59.74%
UTILITIES	270,370.67	212,019.92	223,275.39	705,665.98	1.98%
TOTAL	10,598,618.55	8,028,250.10	16,947,218.41	35,574,087.06	

REGIONAL INFORMATION ON GOODS AND SERVICES	Jul 2024	Aug 2024	Sep 2024	Q1	
BUSSELTON	1,435,898.69	586,809.39	1,197,819.38	3,220,527.46	15.15%
OTHER REGION	4,227,904.34	3,418,163.58	8,491,567.31	16,137,635.23	75.93%
SOUTHWEST	588,035.38	295,393.36	1,011,719.55	1,895,148.29	8.92%
TOTAL	6,251,838.41	4,300,366.33	10,701,106.24	21,253,310.98	

7 CONFIDENTIAL MATTERS

Nil

8 NEXT MEETING DATE

Wednesday 4 December 2024.

9 CLOSURE