Please note: These minutes are yet to be confirmed as a true record of proceedings

CONFIRMED

CITY OF BUSSELTON

MINUTES OF THE COUNCIL MEETING HELD ON 27 APRIL 2022

TABLE OF CONTENTS

ITEM NO.	SUBJECT	PAGE NO.
1.	**DECLARATION OF OPENING / ACKNOWLEDGEMENT OF COUNTRY / ACKNOWLEDGEMENT OF VISITORS / DISCLAIMER / NOTICE OF RECORDING OF PROCEEDINGS**	**3**
2.	**ATTENDANCE**	**3**
3.	**PRAYER**	**4**
4.	**APPLICATION FOR LEAVE OF ABSENCE**	**4**
5.	**DISCLOSURE OF INTERESTS**	**4**
6.	**ANNOUNCEMENTS WITHOUT DISCUSSION**	**4**
7.	**QUESTION TIME FOR PUBLIC**	**4**
8.	**CONFIRMATION AND RECEIPT OF MINUTES**	**7**
	Previous Council Meetings	7
	8.1 Minutes of the Council Meeting held 13 April 2022	7
	Committee Meetings	7
	8.2 Minutes of the Behaviour Complaints Committee Meeting held 13 April 2022	7
	8.3 Minutes of the Finance Committee Meeting held 13 April 2022	7
9.	**RECEIVING OF PETITIONS, PRESENTATIONS AND DEPUTATIONS**	**7**
10.	**QUESTIONS BY MEMBERS OF WHICH DUE NOTICE HAS BEEN GIVEN (WITHOUT DISCUSSION)**	**8**
11.	**ITEMS BROUGHT FORWARD**	**9**
ADOPTION BY EXCEPTION RESOLUTION		**9**
	12.1 Finance Committee - 13/4/2022 - LIST OF PAYMENTS MADE - FEBRUARY 2022	10
	12.2 Finance Committee - 13/4/2022 - FINANCIAL ACTIVITY STATEMENTS - YEAR TO DATE AS AT 28 FEBRUARY 2022	20
	16.1 ALTERNATIVE COUNCIL MEETING SCHEDULE AND ORDINARY COUNCIL MEETING DATES	55
ITEMS TO BE DEALT WITH BY SEPARATE RESOLUTION (WITHOUT DEBATE)		**65**
	12.3 Finance Committee - 13/4/2022 – ADOPTION OF THE FEES AND CHARGES FOR THE 2022/23 FINANCIAL YEAR	65
	12.4 Finance Committee - 13/4/2022 - RATE EXEMPTION APPLICATION - SOUTH METROPOLITAN YOUTH LINK INC	107
	12.5 Finance Committee - 13/4/2022 - BUDGET AMENDMENTS: KALOORUP ROAD BRIDGE FUNDING AND ALLOCATION OF SURPLUS FUNDS TO BPACC RESERVE	140
	12.6 Finance Committee - 13/4/2022 - BUDGET AMENDMENT FOR PERCENT FOR ART	145
	17.1 COUNCILLORS INFORMATION BULLETIN	156

13. PLANNING AND DEVELOPMENT SERVICES REPORT 161
14. ENGINEERING AND WORK SERVICES REPORT 162
15. COMMUNITY AND COMMERCIAL SERVICES REPORT 163
18. MOTIONS OF WHICH PREVIOUS NOTICE HAS BEEN GIVEN 164
19. URGENT BUSINESS 164
20. CONFIDENTIAL REPORTS 164
21. CLOSURE 165

MINUTES

MINUTES OF A MEETING OF THE BUSSELTON CITY COUNCIL HELD IN COUNCIL CHAMBERS, ADMINISTRATION BUILDING, SOUTHERN DRIVE, BUSSELTON, ON 27 APRIL 2022 AT 5.30PM.

1. DECLARATION OF OPENING / ACKNOWLEDGEMENT OF COUNTRY / ACKNOWLEDGEMENT OF VISITORS / DISCLAIMER / NOTICE OF RECORDING OF PROCEEDINGS

The Presiding Member opened the meeting at 5.30pm.

The Presiding Member noted this meeting is held on the lands of the Wadandi people and acknowledged them as Traditional Owners, paying respect to their Elders, past and present, and Aboriginal Elders of other communities who may be present.

2. ATTENDANCE

Presiding Member:

Cr Grant Henley Mayor

Members:

Cr Paul Carter Deputy Mayor
Cr Sue Riccelli
Cr Ross Paine
Cr Kate Cox
Cr Anne Ryan
Cr Phill Cronin
Cr Jodie Richards
Cr Mikayla Love

Officers:

Mr Mike Archer, Chief Executive Officer
Mr Oliver Darby, Director, Engineering and Works Services
Mrs Naomi Searle, Director, Community and Commercial Services
Mr Tony Nottle, Director, Finance and Corporate Services
Mr Ian McDowell, Manager Regulatory Services
Mrs Emma Heys, Governance Coordinator
Ms Jo Barrett-Lennard, Governance Officer

Apologies:

Nil

Approved Leave of Absence:

Nil

Media:

Nil

Public:

7

3. PRAYER

The prayer was delivered by Pastor Nigel Wittwer from Hope Church Busselton.

4. APPLICATION FOR LEAVE OF ABSENCE

Nil

5. DISCLOSURE OF INTERESTS

The Mayor noted that a declaration of financial interest had been received from:

- Cr Grant Henley in relation to Agenda Item 12.3 'Adoption of Fees and Charges for the 2022/23 Financial Year'.

The Mayor noted that a declaration of impartiality interest had been received from:

- Cr Sue Riccelli in relation to Agenda Item 12.4 'Rate Exemption Application – South Metropolitan Youth Link Inc.'.
- Cr Grant Henley in relation to Agenda Item 17.1, 'Councillors Information Bulletin'.

The Mayor advised that, in accordance with regulation 22(2)(b) of the *Local Government (Model Code of Conduct) Regulations 2021*, these declarations would be read out immediately before the items were discussed.

6. ANNOUNCEMENTS WITHOUT DISCUSSION

Announcements by the Presiding Member

Nil

7. QUESTION TIME FOR PUBLIC

Prior to the Public Question Time commencing the Mayor advised that the questions taken on notice at the previous meeting would be tabled in the minutes.

Response to Previous Questions Taken on Notice

The following questions were taken on notice by the Council at the 13 April 2022 Ordinary Council meeting.

7.1 Mr Andrew Macnish

Question
Will the Council consider postponing its vote on the confirmation of its March 29 meeting minutes until an independent assessment is conducted, given these minutes note the minutes of its Audit and Risk Committee meeting held 2 March and which are in error in varying degree owing to seven matters?

Response
Council, at its Ordinary Council meeting 13 April 2022, accepted the minutes of the Ordinary Council meeting 23 March 2022 as a true and accurate record of proceedings (it is assumed that reference to March 29 meeting minutes in your question is intended to be a reference to 23 March Council minutes). Hence the answer to this question is no – Council did not consider postponing its vote.

In response to the seven points of concern raised

a) Committee minutes are not attached to Council agendas. Minutes are available on the Councillor Hub and on the City's website for public viewing.

b) There is only one set of minutes for each Council / Committee meeting. Publication of these minutes is subject however to 5.96A(2) of the *Local Government Act 1995* (the Act).

c) The nature of the extent of the interest has been included in the minutes. Again publication of the interests is subject to 5.96A(2) of the Act.

d) Confidential agenda items and minutes always reference a link to Section 5.23 of the Act. If there is an instance where this reference is not provided please let us know and we will review.

e) The Manager Legal and Property did attend for some of the ARC meeting 2 March and this should have been recorded in the minutes. This is an administrative oversight that will be corrected ahead of the minutes being accepted by the ARC Committee.

f) Debate / reasons for a Councillor voting against a decision are not minuted and not required to be. It is noted that the motion to note the ARC Minutes of 2 March was carried 9/0, however Cr Ryan's subsequent objection was noted at her request in this instance.

g) Matters of concern in relation to a Committee's minutes should be raised at the Committee meeting prior to acceptance of the minutes. The minutes of the 25 January ARC meeting were carried 4/0 by the ARC at its 2 March meeting.

Question
I was informed that a matter before the ARC was being dealt with appropriately via it being delegated to the Manager Legal Services. Why is no such entry contained in the City's Delegation Register?

Response
In response to your second question about a matter being dealt with under delegation by the Manager Legal and Property Services, this was not a delegation from Council but a direction from the CEO to the Manager Legal and Property Services and as such is not recorded (or required to be recorded) in the Delegation Register.

Question Time for Public

7.2 Mr Geoff Hard

Question
There doesn't appear to be any infrastructure at the Busselton Margaret River Airport for greeting visitors and providing arriving passengers with information about the region, local amenities, tours and transport services. Will a kiosk or information centre be made available to arriving visitors?

Response
(Mayor Grant Henley)
Our understanding is that there would be a visitor information stand and visitor servicing opportunity at the airport.

(Mrs Naomi Searle, Director Community and Commercial Services)
There has been a general agreement that Margaret River Busselton Tourism Association would have a presence there, this is something we intend to follow up as a priority. Within the arrivals terminal, and there is a visitors information desk where licensed operators can leave brochures, and there is also a sign regarding transport options.

Question
There are a number of unlicensed tour operators who appear to have been price gouging passengers heading to the airport. What can the City do to ensure this doesn't happen?

Response
(Mrs Naomi Searle, Director Community and Commercial Services)
We have a lot of licensed transport operators on board and keen to support us by providing their services. This is done through a Transport Operators Permit system. Unfortunately, if a transport operator is dropping someone off, we don't have much jurisdiction over that.

The Department of Transport Inspectors were checking permits and vehicles for the first few flights, and we are planning to install card access boom gates for licensed Transport Operators and vehicle hire companies only.

7.3 Mr Andrew Macnish

Question
Given my second question put to the last Council meeting and the City's answer provided yesterday, does the Council share my deep concerns the heavily conflicted CEO, as opposed to delegating authority to the Manager Legal Service to act independently (as appeared appropriate and represented by ARC Presiding Member Cr Carter) was in fact, directing this subordinate staff member on the matter of sourcing and receiving legal advice to which the ARC would subsequently rely in its deliberations on progressing a complaint made directly against the same CEO?

Response
(Mayor Grant Henley)
We will take that question on notice.

8. CONFIRMATION AND RECEIPT OF MINUTES

Previous Council Meetings

8.1 Minutes of the Council Meeting held 13 April 2022

COUNCIL DECISION

C2204/078 Moved Councillor P Carter, seconded Councillor J Richards

That the Minutes of the Council Meeting held 13 April 2022 be confirmed as a true and correct record.

CARRIED 9/0

Committee Meetings

8.2 Minutes of the Behaviour Complaints Committee Meeting held 13 April 2022

COUNCIL DECISION

C2204/079 Moved Councillor P Cronin, seconded Councillor M Love

That the Unconfirmed Minutes of the Behaviour Complaints Committee Meeting held 13 April 2022 be noted as received.

CARRIED 9/0

8.3 Minutes of the Finance Committee Meeting held 13 April 2022

COUNCIL DECISION

C2204/080 Moved Councillor S Riccelli, seconded Councillor P Carter

That the Unconfirmed Minutes of the Finance Committee Meeting held 13 April 2022 be noted as received.

CARRIED 9/0

9. RECEIVING OF PETITIONS, PRESENTATIONS AND DEPUTATIONS

Petitions

Nil

Presentations

Nil

Deputations

Nil

10. QUESTIONS BY MEMBERS OF WHICH DUE NOTICE HAS BEEN GIVEN (WITHOUT DISCUSSION)

11. ITEMS BROUGHT FORWARD

ADOPTION BY EXCEPTION RESOLUTION

At this juncture the Mayor advised the meeting that, with the exception of the items identified to be withdrawn for discussion, the remaining reports, including the Committee and Officer Recommendations, will be adopted en bloc, i.e. all together.

COUNCIL DECISION

C2204/081 Moved Councillor K Cox, seconded Councillor A Ryan

That the Committee Recommendations for items 12.1 and 12.2 and the Officer Recommendation for item 16.1 be carried en bloc:

12.1 Finance Committee – 13/4/2022 – LIST OF PAYMENTS MADE – FEBRUARY 2022

12.2 Finance Committee – 13/4/2022 – FINANCIAL ACTIVITY STATEMENTS – YEAR TO DATE AS AT 28 FEBRUARY 2022

16.1 ALTERNATIVE COUNCIL MEETING SCHEDULE AND ORDINARY COUNCIL MEETING DATES

CARRIED 9/0

12.1 Finance Committee - 13/4/2022 - LIST OF PAYMENTS MADE - FEBRUARY 2022

STRATEGIC THEME	LEADERSHIP - A Council that connects with the community and is accountable in its decision making.
STRATEGIC PRIORITY	4.2 Deliver governance systems that facilitate open, ethical and transparent decision making.
SUBJECT INDEX	Financial Operations
BUSINESS UNIT	Financial Services
REPORTING OFFICER	Manager Financial Services - Paul Sheridan
AUTHORISING OFFICER	Director Finance and Corporate Services – Tony Nottle
NATURE OF DECISION	Noting: The item is simply for information purposes and noting
VOTING REQUIREMENT	Simple Majority
ATTACHMENTS	Attachment A List of Payments - February 2022

This item was considered by the Finance Committee at its meeting on 13/4/2022, the recommendations from which have been included in this report.

The committee recommendation was moved and carried.

COUNCIL DECISION

C2204/082 Moved Councillor K Cox, seconded Councillor A Ryan

That the Council notes the payment of voucher numbers for the month of February 2022 as follows:

CHEQUE PAYMENTS	**119146 - 119177**	**15,584.05**
ELECTRONIC TRANSFER PAYMENTS	**85168 - 85461 and 85465 - 85798**	**6,065,325.53**
TRUST ACCOUNT	**EFT # 85462 - 85464**	**22,930.56**
PAYROLL PAYMENTS	**01.02.22 - 28.02.22**	**1,632,262.10**
INTERNAL PAYMENT VOUCHERS	**DD004757- DD004792**	**129,831.83**
TOTAL PAYMENTS		**7,865,934.07**

CARRIED 9/0

EN BLOC

OFFICER RECOMMENDATION

That the Council notes the payment of voucher numbers for the month of February 2022 as follows:

CHEQUE PAYMENTS	119146 - 119177	15,584.05
ELECTRONIC TRANSFER PAYMENTS	85168 - 85461 and 85465 - 85798	6,065,325.53
TRUST ACCOUNT	EFT # 85462 - 85464	22,930.56
PAYROLL PAYMENTS	01.02.22 - 28.02.22	1,632,262.10
INTERNAL PAYMENT VOUCHERS	DD004757- DD004792	129,831.83
TOTAL PAYMENTS		7,865,934.07

EXECUTIVE SUMMARY

This report provides details of payments made from the City's bank accounts for the month of February 2022, for noting by the Council and recording in the Council Minutes.

BACKGROUND

The *Local Government (Financial Management) Regulations 1996* (the Regulations) requires that, when the Council has delegated authority to the Chief Executive Officer to make payments from the City's bank accounts, a list of payments made is prepared each month for presentation to, and noting by, the Council.

OFFICER COMMENT

In accordance with regular custom, the list of payments made for the month of February 2022 is presented for information.

Statutory Environment

Section 6.10 of the *Local Government Act 1995* and more specifically Regulation 13 of the Regulations refer to the requirement for a listing of payments made each month to be presented to the Council.

Relevant Plans and Policies

There are no relevant plans or policies to consider in relation to this matter.

Financial Implications

There are no financial implications associated with the officer recommendation.

Stakeholder Consultation

No external stakeholder consultation was required or undertaken in relation to this matter.

Risk Assessment

An assessment of the potential implications of implementing the officer recommendation has been undertaken using the City's risk management framework, with risks assessed taking into account any controls already in place. No risks of a medium or greater level have been identified.

Options

Not applicable.

CONCLUSION

The list of payments made for the month of February 2022 is presented for information.

TIMELINE FOR IMPLEMENTATION OF OFFICER RECOMMENDATION

Not applicable.

City of Busselton
Geographe Bay

LISTING OF PAYMENTS MADE
UNDER DELEGATED AUTHORITY
FOR THE MONTH OF FEBRUARY 2022

CHEQUE PAYMENTS	119146 - 119177	15,584.05
ELECTRONIC TRANSFER PAYMENTS	EFT # 85168-85461 and 85465 -85798	6,065,325.53
TRUST ACCOUNT	EFT # 85462 - 85464	22,930.56
PAYROLL PAYMENTS	01.02.22 - 28.02.22	1,632,262.10
INTERNAL PAYMENT VOUCHERS	DD004757- DD004792	129,831.83
		7,865,934.07

CHEQUE PAYMENTS FEBRUARY 2022

DATE	REF #	NAME	DESCRIPTION	AMOUNT $
9/02/2022	119161	ADELE MARIE WILSON	REFUND OF RATE OVERPAYMENT	750.00
9/02/2022	119159	BATHOLOMEW STEPHEN EDWARDS	REFUND OF RATE OVERPAYMENT	100.00
9/02/2022	119153	BUSSELTON PUBLIC LIBRARY - PETTY CASH	PETTY CASH REIMBURSEMENT	232.00
3/02/2022	119147	CALLOWS CORNER NEWSAGENCY	STAFF SOCIAL CLUB - LOTTO	65.40
8/02/2022	119173	CASSANDRA BYNDER	ART AWARD - PEOPLES CHOICE	500.00
3/02/2022	119146	CITY OF BUSSELTON	BATTLE OF THE BANDS - PRIZE MONEY	1,500.00
18/02/2022	119177	CITY OF BUSSELTON	WATER SAMPLING - GLC POOLS	1,656.00
9/02/2022	119150	CITY OF BUSSELTON DEPOT - PETTY CASH	PETTY CASH REIMBURSEMENT	75.55
8/02/2022	119176	COMMISSIONER OF STATE REVENUE	OSR REBATE RETURN	43.72
4/02/2022	119149	DEPARTMENT OF TRANSPORT	PLANT REGISTRATION	327.00
9/02/2022	119152	DUNSBOROUGH PUBLIC LIBRARY - PETTY CASH	PETTY CASH REIMBURSEMENT	183.20
9/02/2022	119170	EST. OF RO HARMER & JR HARMER	REFUND OF RATE OVERPAYMENT	750.00
9/02/2022	119158	FRIDA BYLES	REFUND OF RATE OVERPAYMENT	750.00
9/02/2022	119156	GAYLE DUMBRELL	REFUND OF RATE OVERPAYMENT	63.67
9/02/2022	119164	GEOFFREY ROBERT ALLSOPP	REFUND OF RATE OVERPAYMENT	750.00
9/02/2022	119151	GEOGRAPHE LEISURE CENTRE - PETTY CASH	PETTY CASH REIMBURSEMENT	212.20
9/02/2022	119157	GREGORY JOSEF LEUZZI	REFUND OF RATE OVERPAYMENT	750.00
9/02/2022	119168	GUIDO FERDINAND GHEDINA	REFUND OF RATE OVERPAYMENT	750.00
9/02/2022	119165	JB HODGES	REFUND OF RATE OVERPAYMENT	45.83
9/02/2022	119160	KAREN LEE BRYEN	REFUND OF RATE OVERPAYMENT	100.00
9/02/2022	119162	MARGARET & ROBERT STANLEY HITCHING	REFUND OF RATE OVERPAYMENT	750.00
9/02/2022	119166	MARGARET WILCOX	REFUND OF RATE OVERPAYMENT	797.95
9/02/2022	119171	MLS & DE SADLER	REFUND OF RATE OVERPAYMENT	805.70
9/02/2022	119154	MOSS WOOD PTY LTD	REFUND OF ANIMAL TRAP BOND	102.00
9/02/2022	119163	RAYMOND HARMER PASSMORE	REFUND OF RATE OVERPAYMENT	50.00
9/02/2022	119169	RITA MARION TURNER	REFUND OF RATE OVERPAYMENT	794.00
9/02/2022	119172	SANDRA LYNNE GROVES	REFUND OF RATE OVERPAYMENT	100.00
9/02/2022	119167	SUSAN LAURA HASTIE	REFUND OF RATE OVERPAYMENT	34.00
9/02/2022	119175	TB & LA MCNAB	REFUND OF RATE OVERPAYMENT	2,300.00
9/02/2022	119174	VOIDED	VOIDED	-
3/02/2022	119148	WATER CORPORATION	WATER SERVICES	45.83
9/02/2022	119155	ZUHAL KUVAN-MILLS	REFUND OF HALL & KEY DEPOSITS	200.00
				15,584.05

EFT PAYMENTS JANUARY 2022

DATE	REF #	NAME	DESCRIPTION	AMOUNT $
23/02/2022	85649	360 ENVIRONMENTAL	ENVIRONMENTAL CONSULTANCY	13,552.00
23/02/2022	85554	A1 BOBCATS BUSSELTON	EARTHWORK SERVICES	6,281.00
23/02/2022	85561	ABEC ENVIRONMENTAL CONSULTING PTY LTD	ENVIRONMENTAL CONSULTING	18,535.00
23/02/2022	85566	ACCENDO AUSTRALIA PTYLTD	ENVIRONMENTAL SERVICES	10,725.00
10/02/2022	85400	ACTIV FOUNDATION INC	MAINTENANCE SERVICES	12,580.70
23/02/2022	85726	ACTIV FOUNDATION INC	MAINTENANCE AND MOWING SERVICES	34,074.98
23/02/2022	85605	ADAM DAVEY	TURF CONSULTANT	2,656.50
10/02/2022	85284	ADVAM PTY LTD	AIRPORT CARPARK CREDIT CARD TRANSACTIONS	386.50
10/02/2022	85268	ADVANCED DRIVEWAY SEALING	MAINTENANCE SERVICES	396.00
17/02/2022	85472	ADVANCED DRIVEWAY SEALING	MAINTENANCE SERVICES	1,210.00
23/02/2022	85581	ADVANCED DRIVEWAY SEALING	MAINTENANCE SERVICES	4,990.80
10/02/2022	85280	AERODROME MANAGEMENT SERVICES	AIR SERVICES	1,435.50
23/02/2022	85522	ALICE ALDER	ART SALES & WORKSHOPS	50.40
3/02/2022	85171	ALINTA SALES PTY LTD	ELECTRICITY	1,260.80
10/02/2022	85249	ALINTA SALES PTY LTD	ELECTRICITY	558.20
23/02/2022	85637	ALISON BURTON	ART SALES	91.00
23/02/2022	85519	ALL ALIVE GARDEN AND PROPERTY MAINTENANC	FIRE REDUCTION SERVICE	976.00
23/02/2022	85505	ALLMARK & ASSOCIATES PTY LTD	PARKING REQUIREMENTS	27.50
10/02/2022	85441	ALLOY & STAINLESS PRODUCTS	PLANT PURCHASES / SERVICES / PARTS	1,572.09
23/02/2022	85772	ALLOY & STAINLESS PRODUCTS	PLANT PURCHASES / SERVICES / PARTS	664.39
10/02/2022	85275	ALPINE LAUNDRY PTY LTD	COMMERCIAL LAUNDRY	68.19
23/02/2022	85592	ALPINE LAUNDRY PTY LTD	COMMERCIAL LAUNDRY	433.63
23/02/2022	85635	ALTUS GROUP CONSULTING PTY LTD	COST MANAGEMENT SERVICES	7,282.00
10/02/2022	85365	ANNA DIXON CONSULTING	CONSULTING SERVICES	1,375.00
3/02/2022	85178	ANNAH STRAHAN	BOND REFUND	1,000.00
23/02/2022	85695	ANNE WILLIAMS	ART SALES	600.00
17/02/2022	85476	ANNELISE SAFSTROM	DESIGN REVIEW ADVICE FOR PLANNING	1,200.00
23/02/2022	85651	ANNE-MARIE WILSON	REFUND OF NCC MEMBERSHIP	20.00
10/02/2022	85336	ANN-MARIE ATKINSON	BJTP REFUND	60.00
3/02/2022	85179	AQUATECH DRILLING	WATER BORE SERVICES	10,140.00
10/02/2022	85202	ARBOR GUY	TREE MAINTENANCE SERVICES	7,825.90
17/02/2022	85465	ARBOR GUY	TREE MAINTENANCE SERVICES - CHAPMAN HILL RD	19,181.54
23/02/2022	85506	ARBOR GUY	TREE MAINTENANCE SERVICES - STORM DAMAGE AND MEELUP BUSH FIRE	37,259.08
10/02/2022	85337	ARMIN & JUDITH BARTELS	BJTP REFUND	60.00
23/02/2022	85698	ARROW BRONZE	MEMORIAL PLAQUES SUPPLIER	479.71
17/02/2022	85487	ASHLEIGH HODGES	STAFF REIMBURSEMENT	51.92
10/02/2022	85456	ATO EFT DEPOSITS TRUST A/C	PAYG TAXATION	241,696.00
24/02/2022	85793	ATO EFT DEPOSITS TRUST A/C	PAYG TAXATION	236,416.00
10/02/2022	85277	ATTURRA BUSINESS APPLICATIONS	SOFTWARE CONSULTANCY	12,320.00
23/02/2022	85598	ATTURRA BUSINESS APPLICATIONS	SOFTWARE CONSULTANCY	12,320.00
10/02/2022	85392	AUSTRALIA POST	POSTAL SERVICE	1,680.49
23/02/2022	85755	AUSTRALIA WIDE TAXATION	TRAINING SERVICES	445.00
10/02/2022	85298	AUSTRALIAN COMMUNITY MEDIA	ADVERTISING SERVICES	1,300.00
17/02/2022	85478	AUSTRALIAN COMMUNITY MEDIA	ADVERTISING SERVICES	2,174.50
23/02/2022	85619	AUSTRALIAN COMMUNITY MEDIA	ADVERTISING SERVICES	2,390.00
23/02/2022	85536	AUSTRALIAN PROGRESSIVE SUPPLIES - CANCELLED EFT	CHEMICAL SUPPLY	-
23/02/2022	85780	AUSTRALIA'S SOUTH WEST	ADVERTISING SERVICES	1,078.00
10/02/2022	85351	AUTO ONE TRADING PTY LTD	AUTOMOTIVE	162.90
23/02/2022	85682	AUTO ONE TRADING PTY LTD	AUTOMOTIVE	1,669.61
10/02/2022	85253	AUTO TOUCH	VEHICLE DETAILING	400.00
23/02/2022	85625	AV TRUCK SERVICES PTY LTD	VEHICLE PARTS & MAINTENANCE	550.90
17/02/2022	85489	AVIASSIST PTY LTD	DRONE LICENCE TRAINING	11,799.98
10/02/2022	85223	AZILITY	IT SOFTWARE	988.90
10/02/2022	85406	B&B STREET SWEEPING	STREET SWEEPING SERVICE	2,130.03
23/02/2022	85732	B&B STREET SWEEPING	STREET SWEEPING SERVICE - DRAINAGE PIT EDUCTIONS - CBD AND LIA	63,880.29
10/02/2022	85246	BARRY ALLEN ELECTRICAL SERVICES PTY LTD	ELECTRICAL SERVICES	11,541.70
23/02/2022	85547	BARRY ALLEN ELECTRICAL SERVICES PTY LTD	ELECTRICAL SERVICES	16,094.44
10/02/2022	85398	BAY SIGNS	SIGNAGE SERVICES	852.67
23/02/2022	85723	BAY SIGNS	SIGNAGE SERVICES	7,516.00
10/02/2022	85229	BCP CIVIL & PLANT	EXCAVATOR & PLANT HIRE	25,272.90
23/02/2022	85532	BCP CIVIL & PLANT	EXCAVATOR & PLANT HIRE	29,390.63
23/02/2022	85540	BCP CONTRACTORS PTY LTD	EARTHWORKS - BUSSELTON FORESHORE EAST REDEVELOPMENT	157,683.74
23/02/2022	85533	BCP LIQUID WASTE	LIQUID WASTE SERVICES	2,946.00

City of Busselton
Geographe Bay

LISTING OF PAYMENTS MADE
UNDER DELEGATED AUTHORITY
FOR THE MONTH OF FEBRUARY 2022

CHEQUE PAYMENTS	119146 - 119177	15,584.05
ELECTRONIC TRANSFER PAYMENTS	EFT # 85168-85461 and 85465 -85798	6,065,325.53
TRUST ACCOUNT	EFT # 85462 - 85464	22,930.56
PAYROLL PAYMENTS	01.02.22 - 28.02.22	1,632,262.10
INTERNAL PAYMENT VOUCHERS	DD004757- DD004792	129,831.83
		7,865,934.07

10/02/2022	85302	BE INGRAM	CARPENTRY SERVICES	1,375.00
17/02/2022	85480	BE INGRAM	CARPENTRY SERVICES	650.00
23/02/2022	85626	BE INGRAM	CARPENTRY SERVICES	2,750.00
23/02/2022	85638	BEACHBOROUGH PTY LTD	ROAD BUILDING AGGREGATE	26,955.73
23/02/2022	85788	BEACHLANDS LAWNMOWING SERVICE	LAWN MOWING SERVICE	300.00
23/02/2022	85696	BELLA BLAKEMORE	MUSICIAN SERVICES	500.00
10/02/2022	85270	BELLROCK CLEANING SERVICES PTY LTD	CLEANING SERVICES	29,544.45
23/02/2022	85585	BELLROCK CLEANING SERVICES PTY LTD	CLEANING SERVICES	605.00
23/02/2022	85740	BENARA NURSERIES	NURSERY SUPPLIES	856.05
23/02/2022	85499	BEZ FAMILY TRUST T/A DVA FABRICATIONS	MAINTENANCE SERVICES	5,423.00
23/02/2022	85742	BIDFOOD	GLC KIOSK PURCHASES	642.00
23/02/2022	85687	BING TECHNOLOGIES PTY LTD	MAILING SERVICES	1,130.66
17/02/2022	85483	BIO SOIL SOLUTIONS	LIQUID SOIL SOLUTIONS	1,397.00
23/02/2022	85644	BIO SOIL SOLUTIONS	LIQUID SOIL SOLUTIONS	5,280.00
10/02/2022	85310	BLUE CHILD COLLECTIVE PTY LTD	LIVE MUSIC - SUMMER BREEZE	1,650.00
23/02/2022	85634	BLUE CHILD COLLECTIVE PTY LTD	LIVE MUSIC - SUMMER BREEZE	1,650.00
10/02/2022	85352	BLUE HIRE (BPY HOLDINGS PTY LTD)	PUMP HIRE AND PROJECT SERVICES - DREDGING POND 2 DUNSBOROUGH WASTE	42,942.66
3/02/2022	85170	BLUESTEEL ENTERPRISES PTY LTD	EMERGENCY RESPONSE EQUIPMENT	4,863.80
10/02/2022	85242	BLUESTEEL ENTERPRISES PTY LTD	EMERGENCY RESPONSE EQUIPMENT	2,900.88
23/02/2022	85692	BNBGUARD SHERLOCK SOFTWARE	SHORT-TERM HOLIDAY RENTAL MONITORING	3,410.00
10/02/2022	85342	BOB & KAY BRENNAN	BJTP REFUND	60.00
10/02/2022	85370	BOC LIMITED	GAS SERVICES	116.16
23/02/2022	85702	BOC LIMITED	GAS SERVICES	2,679.74
23/02/2022	85595	BP AUSTRALIA PTY LTD	CONSTRUCTION OF JET FUEL FACILITY	353.42
10/02/2022	85269	BRAD BROOKSBY	TRAFFIC CONSULTING	525.94
23/02/2022	85744	BRAD GOODE & ASSOCIATES PTY LTD	CONSULTANCY SERVICES	8,858.53
10/02/2022	85318	BRETT TITTERTON ELECTRICAL AND AIR CONDI	ELECTRICAL SERVICES	140.25
23/02/2022	85511	BRIDGESTONE	TYRE SERVICES	27.50
18/02/2022	85496	BROAD CONSTRUCTION PTY LTD	CONSTRUCTION SERVICES - BPACC	1,225,526.85
3/02/2022	85168	BRUCE & MONIKA THOMAS	STAFF REIMBURSEMENT	66.00
10/02/2022	85431	BSA ADVANCED PROPERTY SOLUTIONS	AIR CONDITIONING SERVICES	906.40
10/02/2022	85409	BSEWA	ELECTRICAL SERVICES	5,496.26
23/02/2022	85736	BSEWA	ELECTRICAL SERVICES	9,643.81
10/02/2022	85361	BUCKINGHAM PEWTER	PEWTER SOUVENIRS - OLD COURTHOUSE	1,435.50
23/02/2022	85678	BUILDING SUPPLIES AND HIRE	BUILDING SUPPLIES	112.56
10/02/2022	85412	BUNNINGS BUILDING SUPPLIES	HARDWARE SUPPLIES	1,010.32
23/02/2022	85738	BUNNINGS BUILDING SUPPLIES	HARDWARE SUPPLIES	2,748.60
10/02/2022	85252	BUSSELTON AGRICULTURAL SERVICES (WA) PTY	RURAL SUPPLIES	2,823.00
23/02/2022	85560	BUSSELTON AGRICULTURAL SERVICES (WA) PTY	RURAL SUPPLIES	1,364.00
10/02/2022	85204	BUSSELTON ALLSPORTS INC T/A BUSSELTON JE	JETTY SWIM 2022	22,000.00
23/02/2022	85517	BUSSELTON BEARING SERVICES	BEARING SUPPLIES	912.23
10/02/2022	85349	BUSSELTON BUILDING PRODUCTS	BUILDING PRODUCT SUPPLIER	181.62
23/02/2022	85679	BUSSELTON BUILDING PRODUCTS	BUILDING PRODUCT SUPPLIER	5,282.32
23/02/2022	85502	BUSSELTON HYDRAULIC SERVICES INC	HYDRAULIC SERVICES	1,457.50
10/02/2022	85207	BUSSELTON LOCKSMITH	SECURITY SUPPLIES	156.75
23/02/2022	85716	BUSSELTON MOTORS	VEHICLE PURCHASES / SERVICES / PARTS	640.40
10/02/2022	85401	BUSSELTON PEST & WEED CONTROL	PEST CONTROL SERVICES	126.50
23/02/2022	85727	BUSSELTON PEST & WEED CONTROL	PEST CONTROL SERVICES	476.00
23/02/2022	85741	BUSSELTON REFRIGERATION & AIRCON	REFRIGERATION/AIR CONDITIONING SERVICES	1,243.00
23/02/2022	85575	BUSSELTON REWINDS	PLANT PURCHASES/SERVICES / PARTS	858.91
10/02/2022	85415	BUSSELTON STATE EMERGENCY SERVICE	PETTY CASH REIMBURSEMENT	1,040.11
10/02/2022	85347	BUSSELTON SUBIE SERVICE	AUTOMOTIVE SERVICE AND REPAIR	300.15
23/02/2022	85676	BUSSELTON SUBIE SERVICE	AUTOMOTIVE SERVICE AND REPAIR	404.77
3/02/2022	85186	BUSSELTON TENNIS CLUB	TENNIS CLUB RELOCATION	2,200.00
10/02/2022	85368	BUSSELTON TOYOTA	VEHICLE PURCHASES / SERVICES / PARTS	467.61
10/02/2022	85369	BUSSELTON WATER	WATER SERVICES	119.30
23/02/2022	85701	BUSSELTON WATER	WATER SERVICES	50,486.30
23/02/2022	85516	BUZZ MARKETING CONSULTANCY PTY LTD	EVENT SPONSORSHIP - SW BEER FEST	4,400.00
23/02/2022	85663	CABLE SANDS WA PTY LTD	RATE REFUND	55.00
23/02/2022	85681	CAMERON CHISHOLM & NICOL (WA) PTY LTD	DESIGN REVIEW SERVICES	1,320.00
23/02/2022	85552	CAPE AUTOMATION	BOOM GATE ACCESS CONTROL	170.00
3/02/2022	85190	CAPE DRYCLEANERS	LINEN CLEANING SERVICES	181.50
10/02/2022	85447	CAPE DRYCLEANERS	LINEN CLEANING SERVICES	90.75
23/02/2022	85781	CAPE DRYCLEANERS	LINEN CLEANING SERVICES	107.65
23/02/2022	85564	CAPE SHADES PTY LTD	SHADE SAILS - DUNSBOROUGH PLAYING FIELDS	5,078.20
23/02/2022	85756	CAPE TO CAPE EXCAVATIONS	EARTHMOVING SERVICES	3,781.25
10/02/2022	85422	CARDNO (WA) PTY LTD	CONSULTANCY SERVICES	4,950.00
23/02/2022	85640	CAROL MULHEARN	ART SALES	40.00
23/02/2022	85670	CATHY WILLEY	ART SALES	660.00
10/02/2022	85373	CHADSON ENGINEERING	ENGINEERING SERVICES	2,873.20
10/02/2022	85323	CHEKRITE ASIA PACIFIC PTY LTD	SOFTWARE SYSTEM AND PROFESSIONAL SERVICS	548.90
23/02/2022	85612	CHOICECHEM	BITUMEN REMOVER	6,599.96
23/02/2022	85710	CHOICES BY KYM NISBET	FLOOR COVERING SERVICE - SYNTHETIC PITCH VASSE	8,100.00
10/02/2022	85221	CHRIS SHEEDY PANEL & PAINT	PANEL REPAIRS & REPLACEMENT	1,000.00
23/02/2022	85526	CHRIS SHEEDY PANEL & PAINT	PANEL REPAIRS & REPLACEMENT	3,530.07
23/02/2022	85568	CHRISTINE SEATORY	ART SALES	4.20
10/02/2022	85418	CHUBB FIRE SAFETY	FIRE EQUIPMENT SERVICES	2,905.43
23/02/2022	85748	CHUBB FIRE SAFETY	FIRE EQUIPMENT SERVICES	6,820.50
10/02/2022	85435	CITY AND REGIONAL FUELS	FUEL SERVICES	6,873.67
10/02/2022	85458	CITY OF BUSSELTON	PAYROLL DEDUCTIONS-REALLOCATION	4,417.05
24/02/2022	85795	CITY OF BUSSELTON	PAYROLL DEDUCTIONS-REALLOCATION	4,501.15
10/02/2022	85454	CITY OF BUSSELTON CHRISTMAS CLUB	PAYROLL DEDUCTIONS	2,932.18
24/02/2022	85791	CITY OF BUSSELTON CHRISTMAS CLUB	PAYROLL DEDUCTIONS	2,932.18
10/02/2022	85455	CITY OF BUSSELTON STAFF LOTTO	STAFF LOTTO	180.00
24/02/2022	85792	CITY OF BUSSELTON STAFF LOTTO	STAFF LOTTO	180.00
10/02/2022	85460	CITY OF BUSSELTON-SOCIAL CLUB	SOCIAL CLUB REIMBURSEMENT	207.60
24/02/2022	85797	CITY OF BUSSELTON-SOCIAL CLUB	SOCIAL CLUB REIMBURSEMENT	208.00
10/02/2022	85371	CJD EQUIPMENT PTY LTD	PLANT PURCHASES / SERVICES / PARTS	591.64
23/02/2022	85703	CJD EQUIPMENT PTY LTD	PLANT PURCHASES / SERVICES / PARTS	3,932.05
10/02/2022	85425	CLEANAWAY	WASTE MANAGEMENT SERVICES - KERBSIDE RECYCYLING	100,630.36
23/02/2022	85758	CLEANAWAY	WASTE MANAGEMENT SERVICES	1,391.38
23/02/2022	85562	CLEANAWAY CO PTY LTD	CHEMICAL DISPOSAL SERVICES	5,311.35
10/02/2022	85387	CLEANAWAY OPERATIONS PTY LTD	MAINTENANCE PARTS WASHER	807.71
23/02/2022	85712	CLEANAWAY OPERATIONS PTY LTD	MAINTENANCE PARTS WASHER	807.71
10/02/2022	85256	CLEANAWAY SOLID WASTE PTY LTD	WASTE DISPOSAL SERVICES	47,296.49
23/02/2022	85567	CLEANAWAY SOLID WASTE PTY LTD	WASTE DISPOSAL SERVICES	58.61
10/02/2022	85271	CLOUDPRESS	MANAGED WEBSITE HOSTING	1,299.00
23/02/2022	85537	CLOUTZ EVENT HIRE	ENTERTAINMENT	133.01
23/02/2022	85745	COATES HIRE	HIRE EQUIPMENT SERVICES	5,982.90
23/02/2022	85762	COCA-COLA AMATIL	GLC KIOSK PURCHASES	847.56
3/02/2022	85169	COLES.COM.AU	COUNCIL & STAFF REFRESHMENTS	417.34

City of Busselton
Geographe Bay

LISTING OF PAYMENTS MADE
UNDER DELEGATED AUTHORITY
FOR THE MONTH OF FEBRUARY 2022

CHEQUE PAYMENTS	119146 - 119177	15,584.05
ELECTRONIC TRANSFER PAYMENTS	EFT # 85168-85461 and 85465 -85798	6,065,325.53
TRUST ACCOUNT	EFT # 85462 - 85464	22,930.56
PAYROLL PAYMENTS	01.02.22 - 28.02.22	1,632,262.10
INTERNAL PAYMENT VOUCHERS	DD004757- DD004792	129,831.83
		7,865,934.07

10/02/2022	85234	COLES.COM.AU	COUNCIL & STAFF REFRESHMENTS	821.30
23/02/2022	85538	COLES.COM.AU	COUNCIL & STAFF REFRESHMENTS	358.60
17/02/2022	85470	COLES.COM.AU - CANCELLED EFT	COUNCIL & STAFF REFRESHMENTS	-
10/02/2022	85339	COLIN & JULIE BUSSE	BJTP REFUND	92.00
10/02/2022	85315	COLIN HAND	ANIMAL STERILISATION REFUND	150.00
10/02/2022	85198	COMBINED TEAM SERVICES	TRAINING SERVICES	1,468.50
10/02/2022	85324	COME. GRAZE. SOUTHWEST	CATERING FOOD SERVICES	338.00
10/02/2022	85273	COMPUTER WEST	INFORMATION TECHNOLOGY SUPPLIER	1,880.30
10/02/2022	85311	CONETIX PTY LTD	WEB HOSTING SERVICES	480.00
23/02/2022	85650	CONSTRUCTION SCIENCES PRY LTD	MATERIALS TESTING	1,127.28
10/02/2022	85319	CONSULT DIRECT	CLEANING EQUIPMENT AND SERVICES	585.20
23/02/2022	85642	CONSULT DIRECT	CLEANING EQUIPMENT AND SERVICES	71.28
23/02/2022	85565	CORSIGN WA PTY LTD	SINGAGE AND TRAFFIC ACCESSORIES	3,989.70
10/02/2022	85244	CR. P CARTER	COUNCILLOR PAYMENT	4,893.41
10/02/2022	85301	CR. SUSAN RICCELLI	COUNCILLOR PAYMENT	2,987.72
10/02/2022	85218	CRANEFORD PLUMBING PTY LTD	PLUMBING SERVICES	1,928.02
23/02/2022	85524	CRANEFORD PLUMBING PTY LTD	PLUMBING SERVICES - BOVELL OVAL SEWER CONNECTION, GLC PIPEWORKS,	30,720.26
23/02/2022	85645	CREATIVE HEART COUNSELLING	ARTIST WORKSHOP	1,690.00
3/02/2022	85188	CROSS SECURITY SERVICES	SECURITY SERVICES	2,991.30
10/02/2022	85430	CROSS SECURITY SERVICES	SECURITY SERVICES	2,198.57
23/02/2022	85761	CROSS SECURITY SERVICES	SECURITY SERVICES	4,559.12
10/02/2022	85293	CS LEGAL - CLOISTERS SQUARE	LEGAL RECOVERY ON RATING DEBTS	206.00
23/02/2022	85617	CS LEGAL - CLOISTERS SQUARE	LEGAL RECOVERY ON RATING DEBTS	1,614.30
10/02/2022	85459	CSA OFFICIAL RECEIPTS ACCOUNT	SALARY DEDUCTIONS	737.16
24/02/2022	85796	CSA OFFICIAL RECEIPTS ACCOUNT	SALARY DEDUCTIONS	737.16
10/02/2022	85257	CTI SECURITY SYSTEMS PTY LTD	SECURITY SYSTEMS SUPPLY AND MONITERING	386.10
23/02/2022	85570	CTI SECURITY SYSTEMS PTY LTD	SECURITY SYSTEMS SUPPLY AND MONITERING	514.80
10/02/2022	85230	D MCKENZIE T/A LITORIA ECOSERVICES	CONSULTANCY SERVICES	1,605.45
23/02/2022	85534	D MCKENZIE T/A LITORIA ECOSERVICES	CONSULTANCY SERVICES	1,540.00
3/02/2022	85177	DANIEL FRITCHLEY	DRAFTING SERVICES	2,618.00
10/02/2022	85191	DATA 3 LIMITED	COMPUTER SOFTWARE SUPPLIER - VMWARE ENTERPRISE LICENSE	54,176.93
10/02/2022	85239	DAVID GOODWIN	STAFF REIMBURSEMENT	50.00
10/02/2022	85417	DAVID MILDWATERS ELECTRICAL	MAINTENANCE SERVICES	2,730.75
23/02/2022	85746	DAVID MILDWATERS ELECTRICAL	MAINTENANCE SERVICES	1,901.37
23/02/2022	85691	DAVID SANDS	STAFF REIMBURSEMENT	1,268.57
10/02/2022	85274	DDLS AUSTRALIA PTY LTD	IT EDUCATION AND TRAINING	3,135.00
10/02/2022	85327	DELMOSS NOMINEES PTY LTD	DRILLING OF A WATERWELL - DUNSBOROUGH NON POTABLE WATER PROJECT	28,962.11
23/02/2022	85763	DEPARTMENT OF PREMIER & CABINET	ADVERTISING SERVICES	93.60
23/02/2022	85498	DEPARTMENT OF PREMIER & CABINET	LEGAL PUBLICATIONS	856.80
17/02/2022	85466	DEPARTMENT OF TRANSPORT	VEHICLE OWNERSHIP SEARCHES	139.40
23/02/2022	85578	DEPARTMENT OF WATER AND ENVIRONMENT REGU	ENVIRONMENTAL SERVICES	1,588.00
23/02/2022	85620	DEPT OF BIODIVERSITY, CONSERVATION AND A	FIRE LINE COURSE COSTS	1,878.20
10/02/2022	85306	DIESEL AND HYDRAULIC SERVICES SOUTH WEST	PLANT REPAIR AND MAINTENANCE	1,210.00
23/02/2022	85629	DIESEL AND HYDRAULIC SERVICES SOUTH WEST	PLANT REPAIR AND MAINTENANCE	548.68
18/02/2022	85495	DOMINIQUE MONTELEONE	SUNDRY PAYMENTS	80.00
23/02/2022	85647	DONALD CANT WATTS CORKE (WA) PTY LTS	CONSULTANCY SERVICES	7,150.00
23/02/2022	85646	DOOR HARDWARE SOLUTIONS	HARDWARE SUPPLIES	677.16
23/02/2022	85584	DORSOGNA LIMITED	ICE CREAM AND SMALL GOODS	963.05
10/02/2022	85250	DOUTH CONTRACTING	PROPERTY & GARDEN MAINTENANCE	875.60
23/02/2022	85556	DOUTH CONTRACTING	PROPERTY & GARDEN MAINTENANCE	731.20
23/02/2022	85512	DS SADDLETON	ART SALES	37.10
23/02/2022	85597	DSI FENCING & GATES	FENCING SERVICES	4,400.00
10/02/2022	85259	DUNSBOROUGH CELLARS	REFRESHMENTS	164.97
10/02/2022	85226	DUNSBOROUGH HARDWARE & HOME CENTRE	HARDWARE SERVICES	11.60
23/02/2022	85501	DUNSBOROUGH TOY LIBRARY INC	COMMUNITY GRANT	1,946.70
10/02/2022	85251	DUTCH IMPORTS PTY LTD	CATERING	966.00
23/02/2022	85559	DUTCH IMPORTS PTY LTD	CATERING	966.00
10/02/2022	85320	DWM CRAFT CONSTRUCTION	FIBREGLASS REPAIRS	3,382.50
10/02/2022	85228	DYMOCKS BUSSELTON	LIBRARY RESOURCES	400.00
23/02/2022	85531	DYMOCKS BUSSELTON	LIBRARY RESOURCES	2,319.08
10/02/2022	85305	E & P CRONIN	COUNCILLOR PAYMENTS	2,987.72
10/02/2022	85380	EAGLE BAY BUSHFIRE BRIGADE	PETTY CASH REIMBURSEMENT	64.18
10/02/2022	85278	EAGLE VALLEY & CO PTY LTD	TYRE SALES AND SERVICE	1,224.00
10/02/2022	85287	EARTH 2 OCEAN COMMUNICATIONS	COMMUNICATION SERVICES - RADIO REPAIRS	407.00
23/02/2022	85609	EARTH 2 OCEAN COMMUNICATIONS	COMMUNICATION SERVICES - RADIO REPAIRS	4,691.16
17/02/2022	85475	EARTH AND STONE WA	FOOTPATHS MAINTENANCE	726.00
10/02/2022	85247	ECHO FIELD PTY LTD	BUSH FIRE INSPECTION WORKS/WEED CONTROL	2,040.50
23/02/2022	85548	ECHO FIELD PTY LTD	BUSH FIRE INSPECTION WORKS/WEED CONTROL	6,328.60
10/02/2022	85279	EIS CONTROL PTYLTD	ELECTRICAL SERVICES	801.90
23/02/2022	85599	EIS CONTROL PTYLTD	ELECTRICAL SERVICES	453.75
10/02/2022	85303	EJ & KM COX	COUNCILLOR PAYMENTS	2,987.72
23/02/2022	85572	ELAMOORE NATURAL SOAPS & COSMETICS PTY L	ART SALES	9.10
23/02/2022	85603	ELIZABETH BINT	ART SALES	115.50
10/02/2022	85192	ELLIOTTS FILTRATION	IRRIGATION & FILTRATION SERVICES	1,705.00
23/02/2022	85733	ELLIOTTS SMALL ENGINES	PLANT PURCHASES / SERVICES / PARTS	598.80
23/02/2022	85648	ELOISE COLLINS	PERFORMANCE SERVICES	100.00
23/02/2022	85673	ELZA FOUCHE ARTIST	ART SALES	12.60
10/02/2022	85427	EMERGE OFFICE	OFFICE EQUIPMENT SERVICES - PHOTOCOPYING	159.06
10/02/2022	85424	EMMA O'BRIEN	STAFF REIMBURSEMENT	60.00
10/02/2022	85213	ENVIRONEX INTERNATIONAL PTY LTD	POOL CHEMICALS FOR GLC	375.76
23/02/2022	85520	ENVIRONEX INTERNATIONAL PTY LTD	POOL CHEMICALS FOR GLC	2,446.04
23/02/2022	85658	ERNIE BATT - CANCELLED EFT	BJTP REFUND	-
23/02/2022	85602	ESPLANADE HOTEL	ACCOMMODATION	500.00
23/02/2022	85724	ESRI AUSTRALIA	SOFTWARE SERVICES	2,123.00
10/02/2022	85317	FAIRTEL PTY LTD	TELECOMMUNICATION SERVICES	158.99
10/02/2022	85283	FASSOM PTY LTD	STATIONERY AND OFFICE SUPPLIES	372.04
10/02/2022	85390	FESTIVAL OF BUSSELTON (INC)	SPONSORSHIP AND OTHER SUPPORT	13,750.00
23/02/2022	85729	FINES ENFORCEMENT REGISTRY	INFRINGEMENT FINE RECOVERY FEES	556.50
23/02/2022	85675	FIONA HORNE	PERFORMER	200.00
10/02/2022	85215	FIRE RESCUE SAFETY AUSTRALIA	FIRE SAFETY EQUIPMENT	202.40
23/02/2022	85521	FIRE RESCUE SAFETY AUSTRALIA	FIRE SAFETY EQUIPMENT	327.15
23/02/2022	85628	FITNESS SOLUTIONS WA	FITNESS EQUIPMENT SERVICE AND REPAIR	705.00
10/02/2022	85267	FRESH AS	REFRESHMENTS	112.60
23/02/2022	85580	FRESH AS	REFRESHMENTS	281.50
23/02/2022	85596	FULLY PROMOTED PERTH CBD	DECORATED UNIFORMS AND PROMTIONAL ITEMS	1,590.60
10/02/2022	85260	FYFE PTY LTD	CONTAMINATED LAND AUDITOR SERVICES	121.00
23/02/2022	85715	GALVINS PLUMBING PLUS	PLUMBING SUPPLIES	110.00
10/02/2022	85325	GARRISON HOLDINGS PTY LTD ATF PTC FAMILY	BOND REFUND	14,358.00
23/02/2022	85664	GB & C LOTON	RATE REFUND	538.90
10/02/2022	85372	GEMI PTY LTD	MAINTENANCE SERVICES	341.00
10/02/2022	85263	GEOBOX PTY LTD	VEHICLE CAMERAS	1,749.00

City of Busselton
Geographe Bay

LISTING OF PAYMENTS MADE
UNDER DELEGATED AUTHORITY
FOR THE MONTH OF FEBRUARY 2022

CHEQUE PAYMENTS	119146 - 119177	15,584.05
ELECTRONIC TRANSFER PAYMENTS	EFT # 85168-85461 and 85465 -85798	6,065,325.53
TRUST ACCOUNT	EFT # 85462 - 85464	22,930.56
PAYROLL PAYMENTS	01.02.22 - 28.02.22	1,632,262.10
INTERNAL PAYMENT VOUCHERS	DD004757- DD004792	129,831.83
		7,865,934.07

23/02/2022	85576	GEOBOX PTY LTD	VEHICLE CAMERAS	1,749.00
17/02/2022	85493	GEOGRAPHE BAY YACHT CLUB INC	DISPERSAL OF WATC LOAN 224	50,000.00
10/02/2022	85433	GEOGRAPHE CAMPING AND TACKLE WORLD	OUTDOOR EQUIPMENT SUPPLIER	49.95
10/02/2022	85385	GEOGRAPHE PETROLEUM	FUEL SERVICES	18,325.41
10/02/2022	85434	GEOGRAPHE SAWS AND MOWERS	PLANT PURCHASES / SERVICES / PARTS	1,291.00
23/02/2022	85767	GEOGRAPHE SAWS AND MOWERS	PLANT PURCHASES / SERVICES / PARTS	743.80
10/02/2022	85374	GEOGRAPHE TIMBER & HARDWARE	HARDWARE SUPPLIES	354.65
23/02/2022	85704	GEOGRAPHE TIMBER & HARDWARE	HARDWARE SUPPLIES	360.65
23/02/2022	85661	GJ & JH MCGRATH	RATE REFUND	125.74
23/02/2022	85690	GLOBAL SPILL CONTROL PTY LTD	SPILL, SITE SAFETY & TRAFFIC MANAGEMENT	2,182.40
23/02/2022	85665	GP BOWMAN & JTS WOODLAND	RATE REFUND	387.98
10/02/2022	85195	GRANT HENLEY	COUNCILLOR PAYMENT	11,955.73
23/02/2022	85766	GRASSIAS TURF MANAGEMENT	CRICKET PITCH MANAGEMENT SERVICES	8,800.00
23/02/2022	85558	GRAVITY ETC	VACATION CARE EXCURSION	825.00
10/02/2022	85248	GRILLAZ AUSTRALIA	CATERING	1,287.00
10/02/2022	85439	GUMPTION PTY LTD	ADVERTISING SERVICES	2,280.00
10/02/2022	85382	HANSON CONSTRUCTION MATERIALS PTY LTD	CONCRETE SERVICES	2,369.73
23/02/2022	85607	HARBECKS TRANSPORT	SAND AND GRAVEL SUPPLIES - RENDEZVOUS RD	35,078.59
23/02/2022	85686	HARVEY NORMAN BUSSELTON	ELECTRICAL APPLIANCE SERVICES	999.00
23/02/2022	85577	HEARTH HOUSE BUSSELTON	WHEELIE BINS	160.00
23/02/2022	85616	HIFX LIMITED CLIENT SECURITY TRUST ACC	ELECTRONIC VISITOR MANAGEMENT SYSTEM	70.00
10/02/2022	85448	HIP POCKET WORKWEAR	UNIFORMS & PROTECTIVE CLOTHING	139.50
23/02/2022	85782	HIP POCKET WORKWEAR	UNIFORMS & PROTECTIVE CLOTHING	664.43
10/02/2022	85384	HOLCIM	CONCRETE SERVICES	5,025.85
23/02/2022	85711	HOLCIM	CONCRETE SERVICES	3,327.94
10/02/2022	85328	HOWSON MANAGEMENT	ENGINEERING PROJECT MANAGEMENT	2,926.00
10/02/2022	85338	IAN & KERRY MILLER	BJTP REFUND	100.00
10/02/2022	85343	IAN & TRACY HAWLEY	BJTP REFUND	536.00
23/02/2022	85608	ILLION AUSTRALIA PTY LTD	TENDER ADVERTISING AND MANAGEMENT	136.58
10/02/2022	85261	INDIAN OCEAN LONGBOARD CLUB INC	EQUIPMENT GRANT	4,000.00
10/02/2022	85331	INDIGO EMPIRE PTY LTD	BOND REFUND	102.00
3/02/2022	85183	INJIDUP RESIDENTS ASSOCIATION	CAPS GRANT	9,652.50
10/02/2022	85313	INSTANT PRODUCTS HIRE	PUBLIC ABULTIONS HIRE AND SALES	2,522.80
10/02/2022	85354	IPEC PTY LTD	COURIER SERVICES	179.14
17/02/2022	85486	IPEC PTY LTD	COURIER SERVICES	101.22
23/02/2022	85683	IPEC PTY LTD	COURIER SERVICES	104.32
23/02/2022	85747	IPWEA-WA	TRAINING SERVICES	1,770.00
23/02/2022	85623	IW PROJECTS PTY LTD	WASTE MANAGEMENT CONSULTANTS - LEACHATE POND 2 DUNSBOROUGH WASTE	34,742.40
10/02/2022	85231	IWEIGH SOLUTIONS PTY LTD	WASTE MANAGEMENT SOFTWARE	2,420.00
10/02/2022	85299	JAMES BENNETT	SPECIALIST LIBRARY RESOURCES	161.70
23/02/2022	85621	JAMES BENNETT	SPECIALIST LIBRARY RESOURCES	128.34
10/02/2022	85375	JASON SIGNMAKERS	SIGNAGE SUPPLIES	1,235.17
23/02/2022	85705	JASON SIGNMAKERS	SIGNAGE SUPPLIES	192.12
10/02/2022	85272	JDM EARTHWORKS	PLANT FOR CELL 2 DUNSBOROUGH WASTE	39,509.25
23/02/2022	85590	JDM EARTHWORKS	PLANT FOR CELL 2 DUNSBOROUGH WASTE	12,144.00
23/02/2022	85571	JENNIFER BROWN	ART SALES	10.80
3/02/2022	85176	JIGSAW SIGNS & PRINT	SIGNAGE SERVICES	411.00
10/02/2022	85297	JIGSAW SIGNS & PRINT	SIGNAGE SERVICES	275.00
10/02/2022	85356	CR JODIE RICHARDS	COUNCILLOR PAYMENT	2,987.72
23/02/2022	85655	JOHN & ROSE BRYAN	BJTP REFUND	60.00
10/02/2022	85333	JOHN MITTON	BJTP REFUND	46.00
23/02/2022	85669	JOSH DANIELS	BOND REFUND	100.00
23/02/2022	85671	JOSH WINDRAM	ART SALES	2,112.00
23/02/2022	85618	JULIE GUTHRIDGE	ART SALES	28.00
10/02/2022	85334	JUSTIN & SUSAN BEILBY	BJTP REFUND	46.00
10/02/2022	85321	KATHLEEN NEELING	ART SALES	120.00
23/02/2022	85654	KAY DARBY	BJTP REFUND	111.00
10/02/2022	85377	KD POWER	MAINTENANCE SERVICES	33.00
10/02/2022	85329	KIERA JAS	LIVE MUSIC PERFORMANCE	170.00
23/02/2022	85688	KILMORE GROUP PTY LTD	DEMO AND INSTALL OF CLADDING TO ADMIN BUILDING	116,716.52
10/02/2022	85265	KIM BUTTFIELD	SPORT AND RECREATION CONSULTANCY	6,116.00
3/02/2022	85173	KITCHEN TAKEOVERS	CATERING	924.00
17/02/2022	85471	KITCHEN TAKEOVERS	CATERING	292.00
23/02/2022	85579	KITCHEN TAKEOVERS	CATERING	763.80
10/02/2022	85282	KMART BUSSELTON	RETAIL HOME WARES	246.30
10/02/2022	85194	LANDGATE	CAVEAT FEE	300.00
23/02/2022	85713	LANDGATE (VALUER GENERAL'S OFFICE)	LAND VALUATIONS	5,578.98
10/02/2022	85381	LANDGATE CUSTOMER ACCOUNT	LAND INFORMATION AND TITLE SEARCHES	27.20
23/02/2022	85709	LANDGATE CUSTOMER ACCOUNT	LAND INFORMATION AND TITLE SEARCHES	27.20
10/02/2022	85206	LANDSAVE ORGANICS	LANDSCAPING SERVICE	1,320.00
23/02/2022	85509	LANDSAVE ORGANICS	LANDSCAPING SERVICE	7,920.00
10/02/2022	85348	LAWRENCE & HANSON	ELECTRICAL/PROTECTIVE CLOTHING SUPPLIES	238.30
23/02/2022	85775	LE & OG ISBEL	ART SALES	52.80
23/02/2022	85668	LEANNE GREEN	BOND REFUND	102.00
23/02/2022	85504	LEEUWIN CIVIL PTY LTD	HIRE EQUIPMENT SERVICES - WILDWOOD RD AND SUPPLY GRAVEL	90,830.56
23/02/2022	85765	LEEUWIN TRANSPORT	COURIER SERVICES	952.44
10/02/2022	85322	LG ASSIST ANZ PTY LTD	ONLINE ADVERTISING	4,400.00
10/02/2022	85350	LIAM JACKSON	EQUIPMENT HIRE	3,895.00
17/02/2022	85485	LIAM JACKSON	EQUIPMENT HIRE	3,420.00
23/02/2022	85680	LIAM JACKSON	EQUIPMENT HIRE	9,240.00
23/02/2022	85754	LINCOLN HIGGINS	WELDING SERVICES	1,936.00
10/02/2022	85209	LINDA KUSAL	STAFF REIMBURSEMENT	252.10
10/02/2022	85335	LIONEL & JESSIE CHRISTENSEN	BJTP REFUND	60.00
10/02/2022	85312	LIVEPRO AUSTRALIA PTY LTD	CUSTOMER SERVICE KNOWLEDGE SYSTEMS	6,468.00
23/02/2022	85787	LOCAL GOVERNMENT PROFESSIONALS AUSTRALIA	TRAINING SERVICES	670.00
10/02/2022	85307	LOCK AROUND THE CLOCK	SECURITY SERVICES	423.70
17/02/2022	85482	LOCK AROUND THE CLOCK	SECURITY SERVICES	198.00
23/02/2022	85641	LOT 1150 PTY LTD ATF LOT 1150 UNIT TRUST	BOND REFUND	23,457.00
23/02/2022	85544	LOTEX FILTER CLEANING SERVICE	PLANT FILTER CLEANING SERVICE	651.15
10/02/2022	85379	MACDONALD JOHNSTON PTY LTD	ENGINEERING - PLANT SPARES & SERVICING	679.45
23/02/2022	85707	MACDONALD JOHNSTON PTY LTD	ENGINEERING - PLANT SPARES & SERVICING	2,512.01
23/02/2022	85555	MACHINERY WEST PTY LTD	MACHINERY SERVICE AND PARTS	632.62
23/02/2022	85776	MAIA FINANCIAL	LEASING PAYMENTS	116,072.40
10/02/2022	85395	MAJOR MOTORS PTY LTD	PLANT PURCHASES / SERVICES / PARTS	659.00
23/02/2022	85720	MAJOR MOTORS PTY LTD	PLANT PURCHASES / SERVICES / PARTS	391.93
10/02/2022	85378	MALATESTA ROAD PAVING	ROAD HOTMIX / PAVING SERVICES - MONAGHANS WAY	48,003.06
23/02/2022	85706	MALATESTA ROAD PAVING	ROAD HOTMIX / PAVING SERVICES - RENDEZVOUS RD	95,828.00
23/02/2022	85774	MARAGLAD HOLDINGS PTY LTD	FIRE CONTROL SERVICES	440.00
10/02/2022	85216	MARGARET PARKE	ART SALES	35.20
23/02/2022	85523	MARGARET PARKE	ART SALES	35.20
10/02/2022	85235	MARGARET RIVER BUSSELTON TOURISM ASSOCIA	CLEANING CONTRIBUTION	2,407.60

City of Busselton
Geographe Bay

LISTING OF PAYMENTS MADE
UNDER DELEGATED AUTHORITY
FOR THE MONTH OF FEBRUARY 2022

CHEQUE PAYMENTS	119146 - 119177	15,584.05
ELECTRONIC TRANSFER PAYMENTS	EFT # 85168-85461 and 85465 -85798	6,065,325.53
TRUST ACCOUNT	EFT # 85462 - 85464	22,930.56
PAYROLL PAYMENTS	01.02.22 - 28.02.22	1,632,262.10
INTERNAL PAYMENT VOUCHERS	DD004757- DD004792	129,831.83
		7,865,934.07

23/02/2022	85539	MARGARET RIVER BUSSELTON TOURISM ASSOCIA	ADVERTISING - 3RD QTR VISITOR CTR	45,664.85
10/02/2022	85220	MARGARET RIVER FENCING	MAINTENANCE SERVICES - FENCING LEACHATE POND DUNSBOROUGH WASTE	11,279.40
17/02/2022	85467	MARGARET RIVER FENCING	TEMP FENCING - CAPE NAT RD, DUNSBOROUGH	4,158.00
23/02/2022	85525	MARGARET RIVER FENCING	MAINTENANCE SERVICES	275.00
10/02/2022	85237	MARKETFORCE PTY LTD	ADVERTISING SERVICES	1,454.58
23/02/2022	85543	MARKETFORCE PTY LTD	ADVERTISING SERVICES	1,633.73
10/02/2022	85326	MATT RILEY STUDIO	VIDEO EDITING AND CREATIONS	480.00
23/02/2022	85527	MATTHEW SHARP & SUSAN SMITH	ART SALES	91.00
3/02/2022	85180	MATTIA ITALIAN VIBES	CATERING	675.00
23/02/2022	85586	MAX AND CLAIRE PTY LTD T/AS ERGOLINK	ERGONOMIC OFFICE EQUIPMENT	657.75
10/02/2022	85353	MBA SPORTS COACHING	INCLUSIVE MULTISPORTS GAMES	1,000.00
10/02/2022	85442	MCGREGOR WJ & J	MANAGEMENT BUSSELTON JETTY TOURIST PARK	44,333.55
10/02/2022	85211	MCLEODS BARRISTERS & SOLICITORS	LEGAL SERVICES	703.45
23/02/2022	85700	ME RAINEY T/AS PK COURIERS	COURIER SERVICES	414.70
17/02/2022	85477	MECHANICAL PROJECT SERVICES	AIRCONDITIONING & REFRIGERATION SERVICES	3,294.38
3/02/2022	85185	MEL PERHAM	STAFF REIMBURSEMENT	22.00
23/02/2022	85551	MERCER CONSULTING (AUSTRALIA) PTY LTD	CLASSIFICATION AND RENUMERATION ADVICE	6,325.00
10/02/2022	85255	MERCHANDISING LIBRARIES	LIBRARY RESOURCES	350.90
23/02/2022	85563	MERCHANDISING LIBRARIES	LIBRARY RESOURCES	510.57
10/02/2022	85421	METRO COUNT	BATTERY SUPPLIER	9,955.00
3/02/2022	85181	CR MIKAYLA LOVE	COUNCILLOR PAYMENT	665.37
10/02/2022	85358	CR MIKAYLA LOVE	COUNCILLOR PAYMENT	2,987.72
17/02/2022	85488	CR MIKAYLA LOVE	COUNCILLOR PAYMENT	188.21
10/02/2022	85199	MIKE ARCHER	STAFF REIMBURSEMENT	375.00
23/02/2022	85587	MILLERS ICE CREAM PTY LTD	CHILD CARE EXCURSION	278.50
23/02/2022	85749	MINTER ELLISON	LEGAL SERVICES	1,992.76
10/02/2022	85443	MJB INDUSTRIES	DRAINAGE SUPPLIES	10,749.82
23/02/2022	85778	MJB INDUSTRIES	DRAINAGE SUPPLIES	8,950.02
10/02/2022	85295	MOCEAN FITNESS PTY LTD	INDOOR SOFTPLAYGROUND FACILITY	650.00
23/02/2022	85553	MOORE STEPHENS WA PTY LTD	RATE COMPARISON REPORT	2,090.00
10/02/2022	85316	MUIRS	NEW NISSAN X-TRAIL	38,251.68
23/02/2022	85639	MUIRS	NEW NISSAN X-TRAIL	38,236.93
23/02/2022	85528	NALDA HOSKINS DESIGN	ART SALES	20.00
23/02/2022	85631	NATURAL EDGE FRAMING & PHOTOGRAPHY	ART SALES	45.85
23/02/2022	85601	NATURALISTE TURF	TURF MAINTENANCE SERVICES	32,540.82
23/02/2022	85666	NEDS KETTLE CORN	BOND REFUND	1,525.00
10/02/2022	85432	NESUTO MOUNTS BAY PERTH APARTMENT HOTEL	ACCOMMODATION - CARA HYDE	850.00
10/02/2022	85449	NEVERFAIL SPRINGWATER LTD	WATER REFILL SERVICE - DUNS WASTE FACILI	77.00
23/02/2022	85784	NEVERFAIL SPRINGWATER LTD	WATER REFILL SERVICE - DUNS WASTE FACILI	275.50
23/02/2022	85694	NEW FIVE MEDIA PTY LTD	ADVERTISING	3,025.00
10/02/2022	85288	NEW IMAGE LANDSCAPING AND MAINTENANCE	LANDSCAPE MAINTENANCE	1,806.20
23/02/2022	85610	NEW IMAGE LANDSCAPING AND MAINTENANCE	LANDSCAPE MAINTENANCE	929.50
23/02/2022	85708	NICHOLLS MACHINERY	PLANT PURCHASES / SERVICES / PARTS	7,989.26
23/02/2022	85604	NIGHTLIFE MUSIC PTY LTD	MUSIC AND VIDEO SUBSCRIPTION SERVICES	413.92
23/02/2022	85656	NIKOLA MOORE	BJTP REFUND	60.00
23/02/2022	85508	NL & KE SEARLE	STAFF REIMBURSEMENT	90.00
23/02/2022	85636	NOBLE CONSULTING SURVEYORS PTY LTD	SURVEYING SERVICES	5,610.00
10/02/2022	85340	NORBY GRIGO	BJTP REFUND	60.00
23/02/2022	85757	NUMERO PTY LTS	VEHICLE RENTAL SERVICES	1,998.07
10/02/2022	85241	OCEAN AIR CARPET CARE	CLEANING SERVICES	1,963.50
23/02/2022	85545	OCEAN AIR CARPET CARE	CLEANING SERVICES - ABLUTION BLOCKS	72,895.90
10/02/2022	85304	OCR HOLDINGS PTY LTD	LIQUID WASTE REMOVAL	1,357.40
23/02/2022	85627	OCR HOLDINGS PTY LTD	LIQUID WASTE REMOVAL	2,083.40
23/02/2022	85674	ODILE M M BELL	ART SALES	44.80
23/02/2022	85583	OFFICEWORKS	OFFICE EQUIPMENT SERVICES	169.21
10/02/2022	85236	OLDSWEEN FAMILY TRUST	CATERING	857.40
23/02/2022	85542	OLDSWEEN FAMILY TRUST	CATERING	551.00
23/02/2022	85632	ONE 20 PRODUCTIONS & PHASE 1 AUDIO	EVENT TECHNICAL AND STAGING SYSTEMS	503.25
10/02/2022	85281	ONSITE RENTAL GROUP OPERATIONS PTY LTD	DRY HIRE WATER TRUCK	10,126.05
23/02/2022	85600	ONSITE RENTAL GROUP OPERATIONS PTY LTD	DRY HIRE WATER TRUCK	10,392.53
10/02/2022	85225	OPTUS BILLING SERVICES PTY LTD	FIXED INTERNET ACCESS	5,000.00
17/02/2022	85469	OPTUS BILLING SERVICES PTY LTD	FIXED INTERNET ACCESS	567.20
23/02/2022	85659	PA & CP RILEY - CANCELLED EFT	RATE REFUND	-
17/02/2022	85484	PARISH OF BUSSELTON BAY LIFE OP SHOP	SALE OF RAG BAGS	150.00
23/02/2022	85677	PARISH OF BUSSELTON BAY LIFE OP SHOP	SALE OF RAG BAGS	150.00
3/02/2022	85184	PATRICIA SHERWOOD	MENTORING SERVICES	520.00
10/02/2022	85364	PATRICIA SHERWOOD - CANCELLED EFT	MENTORING SERVICES	-
23/02/2022	85653	PAUL & ILEANA ANTHONY	BJTP REFUND	60.00
10/02/2022	85388	PENDREY AGENCIES P/L	CHEMICAL/RURAL SUPPLIES	755.57
10/02/2022	85197	PERTH ENERGY PTY LTD	ELECTRICITY SUPPLIER	48,141.64
10/02/2022	85450	PFD FOOD SERVICES PTY LTD	GLC KIOSK PURCHASES	359.75
23/02/2022	85785	PFD FOOD SERVICES PTY LTD	GLC KIOSK PURCHASES	851.35
10/02/2022	85196	PHIL HOLLETT PHOTOGRAPHY	ART SALES	175.50
23/02/2022	85503	PHIL HOLLETT PHOTOGRAPHY	ART SALES	26.60
10/02/2022	85366	PHILL SCHENBERG	REPTILE EDUCATION	550.00
23/02/2022	85783	PHYSIO SOUTHWEST	MEDICAL SERVICES	1,440.00
10/02/2022	85290	POLYFUSE PTY LTD	HDPE SUPPLY AND INSTALLATION - DUNSBOROUGH NON POTABLE WATER	423,110.92
10/02/2022	85289	POWER MEDICAL CENTRE	PRE EMPLOYMENT MEDICAL	159.50
23/02/2022	85611	POWER MEDICAL CENTRE	PRE EMPLOYMENT MEDICAL	902.45
23/02/2022	85660	PR & DA BRUHN	RATE REFUND	375.59
10/02/2022	85394	PRESTIGE PRODUCTS	HOSPITALITY EQUIPMENT SUPPLIER	5,502.76
23/02/2022	85719	PRESTIGE PRODUCTS	HOSPITALITY EQUIPMENT SUPPLIER	9,830.46
10/02/2022	85208	PRIME INDUSTRIAL PRODUCTS PTY LTD	SAFETY EQUIPMENT	560.34
10/02/2022	85201	PRIME MEDIA GROUP	ADVERTISING SERVICES	633.60
23/02/2022	85541	PRIME URBAN WA PTY LTD	RATE REFUND	11,787.00
23/02/2022	85593	PROCESS PUMPS AUSTRALIA PTY LTD	INDUSTRIAL AND CHEMICAL HANDLING PUMPS	1,391.50
10/02/2022	85308	PROFESSIONAL CABLING SERVICES	CABLING SERVICES	2,596.00
23/02/2022	85630	PROFESSIONAL CABLING SERVICES	CABLING SERVICES	3,751.00
10/02/2022	85391	PRO-LINE KERBING	KERBING SERVICES	9,080.94
10/02/2022	85444	QK TECHNOLOGIES PTY LTD	MEMBERSHIP - VACATION CARE	306.90
10/02/2022	85227	QUALITYPRESS	PRINTING SERVICES	61.60
10/02/2022	85346	R1I TECHNOLOGY	COMPUTOR PRODUCTS	200.82
23/02/2022	85657	RAYMOND & JILLIAN MORGAN - CANCELLED EFT	BJTP REFUND	-
10/02/2022	85205	RDA SOUTH WEST	REMPLAN COMMUNITY PROFILING	962.50
23/02/2022	85574	RECOIL BEGUN PTY LTD	CATERING	8,347.20
10/02/2022	85360	REDZ ZOO PTY LTD	ZOO2U MOBLIE WILDLIFE DISPLAY	494.16
23/02/2022	85689	RENTFIND TECHNOLOGIES PTY LTD	PROPERTY INSPECTION SOFTWARE	110.00
10/02/2022	85397	REPCO AUTO PARTS	PLANT PURCHASES / SERVICES / PARTS	251.74
23/02/2022	85722	REPCO AUTO PARTS	PLANT PURCHASES / SERVICES / PARTS	406.76
10/02/2022	85445	REPEAT PLASTICS (WA)	PLASTIC PRODUCT SUPPLIER	494.37
23/02/2022	85685	RICHELLE RUSS	CHILDRENS SHOW PUPPETRY	680.00

City of Busselton
Geographe Bay

LISTING OF PAYMENTS MADE
UNDER DELEGATED AUTHORITY
FOR THE MONTH OF FEBRUARY 2022

CHEQUE PAYMENTS	119146 - 119177	15,584.05
ELECTRONIC TRANSFER PAYMENTS	EFT # 85168-85461 and 85465 -85798	6,065,325.53
TRUST ACCOUNT	EFT # 85462 - 85464	22,930.56
PAYROLL PAYMENTS	01.02.22 - 28.02.22	1,632,262.10
INTERNAL PAYMENT VOUCHERS	DD004757- DD004792	129,831.83
		7,865,934.07

23/02/2022	85652	RICK & LISA WILSON	BJTP REFUND	35.00
10/02/2022	85286	RILEY CONSULTING	CONSULTANCY SERVICES	770.00
23/02/2022	85773	RMS (AUST)P/L	SOFTWARE SERVICES	111.05
23/02/2022	85662	ROBERT J COLLINS	RATE REFUND	392.15
23/02/2022	85717	RODS AUTO ELECTRICS	AUTO ELECTRICAL SERVICES	68.35
10/02/2022	85243	CR ROSS PAINE	COUNCILLOR PAYMENT	2,987.72
10/02/2022	85413	ROTARY CLUB OF BUSSELTON	SPONSORSHIP / ADVERTISING	410.00
10/02/2022	85330	ROWEN MEAD	AUSTRALIA DAY BAND PERFORMANCE	1,500.00
10/02/2022	85414	RUBEK AUTOMATIC DOORS	AUTOMATIC DOOR SERVICES	5,885.00
23/02/2022	85739	RUBEK AUTOMATIC DOORS	AUTOMATIC DOOR SERVICES	6,721.00
23/02/2022	85643	S & S WALKER	ART SALES	54.40
23/02/2022	85768	SAFE & SURE SECURITY PTY LTD	SECURITY SERVICES - ALARM OCCURANCE	1,001.00
10/02/2022	85309	SAI GLOBAL LTD	AUST STANDARDS PUBLICATIONS	2,785.93
10/02/2022	85436	SANPOINT PTY LTD	LANDSCAPING SERVICES - VASSE VILLAGE, VASSE DAWSON	12,314.49
23/02/2022	85770	SANPOINT PTY LTD	LANDSCAPING SERVICES	145.86
10/02/2022	85285	SARA URBAN	FACE PAINTING	440.00
23/02/2022	85588	SCANIA AUSTRALIA PTY LTD	NEW VEHICLES, PARTS AND LABOUR	454.63
10/02/2022	85214	SCOPE BUSINESS IMAGING	ELECTRONIC EQUIPMENT	336.06
10/02/2022	85344	SCOTT PEARCE	SINGING PERFORMANCE	750.00
3/02/2022	85174	CB TRAFFIC MANAGEMENT	TRAFFIC MANAGEMENT SERVICES - BAY VIEW CRES, DUNSBOROUGH, SLOAN DRIVE	11,526.31
10/02/2022	85292	CB TRAFFIC MANAGEMENT	TRAFFIC MANAGEMENT SERVICES - MONAGHANS, RENDEZVOUS RD	18,001.67
17/02/2022	85473	CB TRAFFIC MANAGEMENT	TRAFFIC MANAGEMENT SERVICES - MONAGHANS, TILLY RD DUNSBOROUGH	15,691.68
23/02/2022	85615	CB TRAFFIC MANAGEMENT	TRAFFIC MANAGEMENT SERVICES - DUNSBOROUGH BUSH FIRE	25,306.63
10/02/2022	85363	SEEK LIMITED	ADVERTISING SERVICES	1,556.50
23/02/2022	85693	SEEK LIMITED	ADVERTISING SERVICES	638.00
23/02/2022	85530	SERVICES AUSTRALIA OFFICIAL DEPARTMENT R	CHARGES FOR CENTREPAY FACILITY	127.71
23/02/2022	85667	SHARON FULCHER	BOND REFUND	100.00
23/02/2022	85672	SHARON PETERKIN	ART SALES	3,267.00
23/02/2022	85779	SHORE COASTAL	COASTAL CONSULTANCY SERVICES	3,465.00
10/02/2022	85203	SHOREWATER MARINE PTY LTD	MARINE ASSET MAINTENANCE - JETTY MAINTENANCE PROGRAM	26,414.30
23/02/2022	85507	SHOREWATER MARINE PTY LTD	MARINE ASSET MAINTENANCE - PILE WRAPPING PROGRAM	25,151.91
17/02/2022	85479	SIESTA TIME WA PTY LTD TRADING AS CAPE C	REFRESHMENTS	161.60
23/02/2022	85624	SIESTA TIME WA PTY LTD TRADING AS CAPE C	REFRESHMENTS	289.32
17/02/2022	85481	SKIDATA AUSTRALASIA PTY LTD	CARPARK EQUIPMENT	66.92
10/02/2022	85296	SMARTSALARY PTY LTD	SALARY PACKAGING SERVICE	1,342.30
10/02/2022	85453	SMARTSALARY PTY LTD	SALARY PACKAGING SERVICE	16,191.08
24/02/2022	85790	SMARTSALARY PTY LTD	SALARY PACKAGING SERVICE	16,672.23
10/02/2022	85423	SOILS AINT SOILS	NURSERY SUPPLIES	36.00
23/02/2022	85752	SOILS AINT SOILS	NURSERY SUPPLIES	87.40
23/02/2022	85777	SOUTH WEST COUNSELLING	COUNSELLING SERVICES	2,635.00
10/02/2022	85367	SOUTH WEST IRRIGATION MANAGEMENT SOLUTIO	IRRIGATION AND PROJECT MANAGEMENT	1,617.00
10/02/2022	85291	SOUTH WEST OFFICE NATIONAL	STATIONERY	186.66
23/02/2022	85614	SOUTH WEST OFFICE NATIONAL	STATIONERY	663.92
10/02/2022	85222	SOUTH WEST WINDSCREENS & TINT	WINDSCREENS & TINTING	565.00
23/02/2022	85529	SOUTH WEST WINDSCREENS & TINT	WINDSCREENS & TINTING	980.00
10/02/2022	85264	SOUTHERN ATU SERVICES PTY LTD	WASTE MANAGEMENT SERVICES	195.00
23/02/2022	85546	SOUTHWEST OUTDOOR POWER	PLANT PURCHASES / SERVICES / PARTS	17.00
10/02/2022	85416	SOUTHWEST TYRE SERVICE	PLANT TYRE SUPPLIER / REPAIRER	1,607.35
23/02/2022	85743	SOUTHWEST TYRE SERVICE	PLANT TYRE SUPPLIER / REPAIRER	3,917.95
23/02/2022	85594	SPENCER EARTHWORKS PTY LTD	EARTHWORKS	2,667.50
23/02/2022	85753	SPORTS TURF TECHNOLOGY	SPORT EQUIPMENT SUPPLIER	1,298.00
10/02/2022	85429	SPORTSWORLD OF WA	SPORT EQUIPMENT SUPPLIER	189.20
23/02/2022	85760	SPORTSWORLD OF WA	SPORT EQUIPMENT SUPPLIER	1,405.80
10/02/2022	85232	SPYKER TECHNOLOGIES PTY LTD	CCTV PRODUCTS AND SERVICES	308.00
23/02/2022	85535	SPYKER TECHNOLOGIES PTY LTD	CCTV PRODUCTS AND SERVICES	143.00
23/02/2022	85510	ST JOHN AMBULANCE	TRAINING SERVICES	347.41
10/02/2022	85383	ST MARY'S COMMUNITY CARE	DONATION	1,000.00
10/02/2022	85314	STANTEC AUSTRALIA PTY LTD	ENGINEERING SERVICES	544.50
10/02/2022	85341	STEPHEN & JOANNE MARA	BJTP REFUND	50.00
23/02/2022	85699	STEWART & HEATON CLOTHING	PROTECTIVE CLOTHING SUPPLIER	490.60
10/02/2022	85452	STOCKER PRESTON RESIDENTIAL	8256 -RENT - A NOTTLE	1,175.00
24/02/2022	85789	STOCKER PRESTON RESIDENTIAL	8256 -RENT - A NOTTLE	1,100.00
23/02/2022	85697	STOCKTON HOLDINGS	MAINTENANCE SERVICES	3,432.00
23/02/2022	85769	STRATAGREEN	NURSERY SUPPLIES	764.12
10/02/2022	85357	STUART ST CLAIR & ANNE RYAN	COUNCILLOR PAYMENT	2,987.72
23/02/2022	85500	SUBSURFACE WATER MANAGEMENT	SUBSURFACE WATER MANAGEMENT - DUNSBOROUGH SPORTS PRECINCT SUBSOIL DRAINAGE	48,070.00
10/02/2022	85428	SUEZ ENVIRONMENTAL	WASTE MANAGEMENT SERVICES	3,183.29
10/02/2022	85461	SUPERCHOICE	SUPERANNUATION	176,081.65
24/02/2022	85798	SUPERCHOICE	SUPERANNUATION	178,608.59
10/02/2022	85420	SURF LIFE SAVING WESTERN AUSTRALIA INC	LIFE GUARD CONTRACT - SMITHS & YALLINGUP BEACH	182,117.97
23/02/2022	85764	SURVCON P/L	SURVEY SERVICES	2,895.75
10/02/2022	85446	SVT HOLDINGS PTY LTD	CONSULTANCY SERVICES	5,441.70
3/02/2022	85172	SW ENVIRONMENTAL	ENVIRONMENTAL SERVICES	1,410.75
23/02/2022	85569	SW ENVIRONMENTAL	ENVIRONMENTAL SERVICES	2,450.25
10/02/2022	85393	SW PRECISION PRINT	PRINTING SERVICES	1,504.00
23/02/2022	85718	SW PRECISION PRINT	PRINTING SERVICES	1,078.00
3/02/2022	85175	SYNERGY	ELECTRICITY SUPPLIES	5,284.33
10/02/2022	85294	SYNERGY	ELECTRICITY SUPPLIES	119,221.11
17/02/2022	85474	SYNERGY	ELECTRICITY SUPPLIES	8,762.79
10/02/2022	85332	TECHVISION AUSTRALIA PTY LTD	INFORMATION AND COMMUNICATION TECHNOLOGY	3,960.00
10/02/2022	85386	TELSTRA CORPORATION	COMMUNICATION SERVICES	14,492.03
10/02/2022	85266	THE AUSCAM FAMILY TRUST T/A SOUND PRO	EQUIPMENT HIRE	2,101.00
10/02/2022	85355	THE DISTRIBUTORS PERTH	GLC KIOSK SUPPLIES	299.25
23/02/2022	85684	THE DISTRIBUTORS PERTH	GLC KIOSK SUPPLIES	416.40
10/02/2022	85300	THINK WATER DUNSBOROUGH	RETICULATION SERVICES	392.62
23/02/2022	85622	THOMSON GEER LAWYERS	LEGAL SERVICES	479.60
10/02/2022	85200	TINT A CAR BUSSELTON	MAINTENANCE SERVICES	1,490.00
10/02/2022	85376	TJ DEPIAZZI AND SONS	LAWN SUPPLIES	2,057.22
10/02/2022	85408	TOTAL EDEN PTY LTD	RETICULATION SUPPLIES	8,113.50
23/02/2022	85735	TOTAL EDEN PTY LTD	RETICULATION SUPPLIES	4,921.34
10/02/2022	85437	TOTAL HORTICULTURAL SERVICES	LANDSCAPING SERVICES	1,548.80
10/02/2022	85438	TOTALLY SOUND	EQUIPMENT HIRE	1,140.04
10/02/2022	85405	TOURISM COUNCIL WESTERN AUSTRALIA	MEMBERSHIP	289.00
10/02/2022	85451	T-QUIP	MOWER PARTS & SERVICE	374.65
17/02/2022	85494	T-QUIP	MOWER PARTS & SERVICE	1,308.90
23/02/2022	85786	T-QUIP	MOWER PARTS & SERVICE	1,481.45
3/02/2022	85189	TRADE HIRE	PLANT HIRE & EQUIPMENT SERVICES	768.00
10/02/2022	85440	TRADE HIRE	PLANT HIRE & EQUIPMENT SERVICES	140.80
23/02/2022	85771	TRADE HIRE	PLANT HIRE & EQUIPMENT SERVICES	1,817.20
23/02/2022	85497	TRAFFIC FORCE	TRAFFIC MANAGEMENT SERVICES - DUNSBOROUGH BUSH FIRE	10,062.56
10/02/2022	85210	TRANEN PTY LTD	WATERING - BUAYANYUP PATH	2,200.00

City of Busselton
Geographe Bay

LISTING OF PAYMENTS MADE
UNDER DELEGATED AUTHORITY
FOR THE MONTH OF FEBRUARY 2022

CHEQUE PAYMENTS	119146 - 119177	15,584.05
ELECTRONIC TRANSFER PAYMENTS	EFT # 85168-85461 and 85465 -85798	6,065,325.53
TRUST ACCOUNT	EFT # 85462 - 85464	22,930.56
PAYROLL PAYMENTS	01.02.22 - 28.02.22	1,632,262.10
INTERNAL PAYMENT VOUCHERS	DD004757- DD004792	129,831.83
		7,865,934.07

23/02/2022	85515	TRANEN PTY LTD	VEGETATATION REPORT - COUNTRY RD & TOBYS INLET	3,759.80
10/02/2022	85238	TROPHIES ON TIME	NAME BADGE SUPPLIER	66.00
23/02/2022	85573	TRUCK CENTRE (WA) PTY LTD	NEW VEHICLE PARTS & SERVICE	2,448.98
23/02/2022	85633	TRUCKLINE	PLANT PURCHASES / SERVICES / PARTS	2,075.38
10/02/2022	85362	TUSNO PTY LTD	CIVIL & TRAFFIC ENGINEERING CONSULTANCY	5,170.00
3/02/2022	85182	TUTT BRYANT HIRE	MULTI ROLLER HIRE	5,059.68
10/02/2022	85359	TUTT BRYANT HIRE	MULTI ROLLER HIRE	4,369.62
10/02/2022	85426	TYREPOWER BUSSELTON	PLANT TYRE SUPPLIER / REPAIRER	470.00
10/02/2022	85240	UNDERCOVERSW	LASER TAG - YOUTH	500.00
10/02/2022	85254	UNDERGROUND POWER DEVELOPMENT PTY LTD	STREET LIGHTING AND POWER DESIGN - CAUSEWAY RD LIGHTING	4,400.00
23/02/2022	85751	VASSE CIVIL - CANCELLED EFT	DRAINAGE SUPPLIES	-
10/02/2022	85345	VISIMAX	FIRE EQUIPMENT SUPPLIER	183.59
10/02/2022	85276	VOICE PROJECT PTY LTD	STAFF ENGAGEMENT SURVEY	445.50
10/02/2022	85212	VORGEE PTY LTD	GYM GOODS	1,590.60
10/02/2022	85404	W.A. HINO SALES & SERVICE	PLANT PURCHASES / SERVICES / PARTS	460.82
23/02/2022	85731	W.A. HINO SALES & SERVICE	PLANT PURCHASES / SERVICES / PARTS	477.49
23/02/2022	85513	WA EXTERNAL SOLUTIONS	GUTTER MAINTENANCE	1,562.00
23/02/2022	85582	WA HYDROMULCH PTY LTD	DUST SUPPRESSION SERVICES - DUNSBOROUGH LAKES SPORTING PRECINCT	12,320.00
10/02/2022	85262	WA LIBRARY SUPPLIES	LIBRARY RESOURCES	340.10
10/02/2022	85219	WA NEWSPAPERS LIMITED	ADVERTISING SERVICES	1,200.00
10/02/2022	85457	WA SHIRE COUNCILS	UNION FEES	287.00
24/02/2022	85794	WA SHIRE COUNCILS	UNION FEES	287.00
23/02/2022	85591	WA STRATA MANAGEMENT	STRATA LEVY FEES & WATER CONSUMPTION	2,706.90
10/02/2022	85193	WALGA	WALGA TRAINING SERVICES	214.50
23/02/2022	85557	WALGA ATF LGISWA	WORKER COMPENSATION SERVICES	500.00
23/02/2022	85613	WATERCHEM AUSTRALIA PTY LTD	ODOUR TREATMENT	2,029.50
23/02/2022	85606	WE ARE FEEL GOOD AUSTRALIA PTY LTD	SUNSCREEN	1,494.00
23/02/2022	85589	WE MCGILL	ART SALES	10.50
10/02/2022	85258	WELL DONE INTERNATIONAL PTY LTD	AFTERHOURS CALL CENTRE SERVICE	2,850.54
10/02/2022	85396	WESFARMERS - BLACKWOODS	FLEET CONSUMABLES & MAINTENANCE PARTS	1,067.13
23/02/2022	85721	WESFARMERS - BLACKWOODS	FLEET CONSUMABLES & MAINTENANCE PARTS	1,967.82
10/02/2022	85410	WESFARMERS KHG	GAS SERVICES	947.22
23/02/2022	85737	WESFARMERS KHG	GAS SERVICES	811.18
10/02/2022	85217	WEST COAST LINING SYSTEMS	GEOMEMBRANE SYSTEMS - LEACHATE POND DUNSBOROUGH WASTE	130,900.00
10/02/2022	85402	WEST OZ LINEMARKING	LINE MARKING SERVICES	330.00
17/02/2022	85490	WEST OZ LINEMARKING	LINE MARKING SERVICES	641.30
10/02/2022	85245	WESTERN IRRIGATION PTY LTD	BORE AND IRRIGATION SERVICES	5,867.13
10/02/2022	85403	WESTRAC P/L	PLANT PURCHASES / SERVICES / PARTS	611.91
23/02/2022	85730	WESTRAC P/L	PLANT PURCHASES / SERVICES / PARTS	649.57
10/02/2022	85224	WESTSIDE TILT TRAY SERVICE	ABANDONED CAR REMOVAL	165.00
17/02/2022	85468	WESTSIDE TILT TRAY SERVICE	ABANDONED CAR REMOVAL	165.00
10/02/2022	85411	WHITELAND MILLING	TIMBER SUPPLIES	1,223.24
10/02/2022	85389	WINC AUSTRALIA PTY LTD	STATIONERY SUPPLIER	247.46
23/02/2022	85714	WINC AUSTRALIA PTY LTD	STATIONERY SUPPLIER	862.00
23/02/2022	85514	WIZID PTY LTD	POOL ENTRY WRISTBANDS	82.50
23/02/2022	85518	WOODLANDS DISTRIBUTORS & AGENCIES PTY LT	STREETSCAPE FURNITURE	6,527.40
10/02/2022	85407	WORK CLOBBER	PROTECTIVE CLOTHING SUPPLIER	1,383.99
23/02/2022	85734	WORK CLOBBER	PROTECTIVE CLOTHING SUPPLIER	2,199.00
10/02/2022	85233	WORK METRICS	HEALTH AND SAFETY SOFTWARE	187.00
23/02/2022	85728	WORKFORCE INTERNATIONAL GROUP PTY LTD	WORKFORCE SERVICES	2,905.10
23/02/2022	85759	WREN OIL	WASTE OIL SERVICES	16.50
3/02/2022	85187	WRIGHT EXPRESS AUSTRALIA PTY LTD (COLES)	COUNCIL & STAFF REFRESHMENTS	261.27
10/02/2022	85419	WRIGHT EXPRESS AUSTRALIA PTY LTD (COLES)	COUNCIL & STAFF REFRESHMENTS	335.92
17/02/2022	85492	WRIGHT EXPRESS AUSTRALIA PTY LTD (COLES)	COUNCIL & STAFF REFRESHMENTS	481.16
23/02/2022	85750	WRIGHT EXPRESS AUSTRALIA PTY LTD (COLES)	COUNCIL & STAFF REFRESHMENTS	374.60
23/02/2022	85549	YAHAVA KOFFEE WORKS WHOLESALE	CATERING	680.00
17/02/2022	85491	YALLINGUP RURAL BUSHFIRE BRIGADE	PETTY CASH REIMBURSEMENT	1,293.31
10/02/2022	85399	ZEMLA PTY LTD	ENGINEERING SERVICES	1,886.50
23/02/2022	85725	ZEMLA PTY LTD	ENGINEERING SERVICES	8,690.00
23/02/2022	85550	ZENTO GLOBAL SOLUTIONS PTY LTD	TRAINING AND COACHING SERVICES	4,895.00
				6,065,325.53

TRUST PAYMENTS FEBRUARY 2022

DATE	REF #	NAME	DESCRIPTION	AMOUNT $
10/02/2022	85463	CITY OF BUSSELTON - EFT	INTERNAL PAYMENTS / COMMISSIONS	582.75
10/02/2022	85464	CONSTRUCTION TRAINING FUND	CTF LEVY	2,753.96
10/02/2022	85462	DEPARTMENT OF MINES, INDUSTRY REGULATION	BUILDING SERVICES LEVY	19,593.85
				22,930.56

DIRECT DEBIT PAYMENTS FEBRUARY 2022

DATE	REF #	NAME	DESCRIPTION	AMOUNT $
7/02/2022	4758	A BYATT	REFUND OF RATE OVERPAYMENT	1,795.98
16/02/2022	4775	A DUNN	REFUND OF RATE OVERPAYMENT	2,472.07
7/02/2022	4758	A MAYER	REFUND OF RATE OVERPAYMENT	714.00
7/02/2022	4772	A.N.Z. BANK - VISA CARD	CREDIT CARD PAYMENT	6,723.25
		IPWEA	MEMBERSHIP RENEWAL - DANIELL ABRAHAMSE	319.00
		APPLE	ICLOUD STORAGE	4.49
		FACEBOOK	GLC & YOUTH SERVICES	51.81
		DEPUTY	ROSTERING SYSTEM - ART GEO	123.42
		FACEBOOK	MARKETING - LIBRARIES	2.94
		SENDGRID	CRM - GLC	21.56
		MAILCHIMP	MARKETING - LIBRARIES	84.64
		BUSSELTON FLORIST	SYMPATHY FLOWERS - J MAY	95.00
		MESSAGE MEDIA	MESSAGES - GLC	84.48
		SPOTIFY	YOUTH EVENTS	18.99
		MAILCHIMP	MARKETING - ART GEO	84.50
		FACEBOOK	MARKETING - ART GEO	72.10
		COMFORT STYLE	BJTP MATTRESS	699.00
		WESTERN AUSTRALIAN NEWSPAPERS	DIGITAL SUBSCRIPTION (DEC 21)	28.00
		MAILCHIMP	NEWSLETTER - BAY TO BAY	403.13
		IP AUSTRALIA	RENEWAL OF CITY TRADEMARK	400.00
		WESTERN AUSTRALIAN NEWSPAPERS	DIGITAL SUBSCRIPTION (JAN 22)	28.00
		COLES EXPRESS	FUEL - T NOTTLE	119.39
		LIVINGTON MEDICAL	PRE EMPLOYMENT MEDICAL - BEAU SHEPHERD	426.80
		LANGLEY GROUP	ONLINE TRAINING - S WOODFORD-JONES	79.00
		PAN PACIFIC TRAINING	ACCOMMODATION - T GILLETT	507.26
		PAN PACIFIC TRAINING	ACCOMMODATION - R FREDERICKS	507.26
		SONIC HEALTH	PRE EMPLOYMENT MEDICAL - CHIARA PHILLIPOFF	214.50
		BRIDGETOWN HOTEL	WORKSHOP ACCOMMODATION - BUSHFIRE RISK MITIGATION COORDINATOR	242.00
		AIRPORT APTS	TRAINING ACCOMMODATION - S SPARKES	315.12
		COLES	FIRE BRIGADE - CATERING	102.99

City of Busselton
Geographe Bay

LISTING OF PAYMENTS MADE
UNDER DELEGATED AUTHORITY
FOR THE MONTH OF FEBRUARY 2022

CHEQUE PAYMENTS	119146 - 119177	15,584.05
ELECTRONIC TRANSFER PAYMENTS	EFT # 85168-85461 and 85465 -85798	6,065,325.53
TRUST ACCOUNT	EFT # 85462 - 85464	22,930.56
PAYROLL PAYMENTS	01.02.22 - 28.02.22	1,632,262.10
INTERNAL PAYMENT VOUCHERS	DD004757- DD004792	129,831.83
		7,865,934.07

		LIQUORLAND	FIRE BRIGADE - ICE	9.99
		APPLE	ICLOUD STORAGE	4.49
		BUNNINGS	POWERBOARDS & EXTENSION LEADS	29.96
		ZOOM	MONTHLY LICENSE	475.70
		TELSTRA	HOME INTERNET - M ARCHER	90.00
		TRUSTY OX	USER LICENSES FOR "OK ALONE" LONE SYSTEM	1,033.73
		REGIONAL DEVELOPMENT AUST SW	2 X TICKETS TO SW REGIONAL FUTURES LAUNCH - M ARCHER AND G HENLEY	44.00
7/02/2022	4757	AMPOL AUSTRALIA PETROLEUM PTY LTD	FUEL SERVICES	81,327.79
1/02/2022	4766	ANZ BANK	MERCHANT FEES	7,759.29
1/02/2022	4770	ANZ BANK	BANK FEES	15.00
4/02/2022	4776	ANZ BANK	BANK FEES	4,656.84
1/02/2022	4777	ANZ BANK	BANK FEES	253.86
4/02/2022	4778	ANZ BANK	BANK FEES	759.56
4/02/2022	4787	ANZ BANK	BANK FEES	291.56
7/02/2022	4786	BERNADETTE ADRIAENS	REFUND OF ANIMAL TRAP BOND	102.00
10/02/2022	4760	C GLOVER	APPLICATION REFUND	84.00
15/02/2022	4769	COMMONWEALTH BANK	BANK FEES	196.48
3/02/2022	4779	COMMONWEALTH BANK	BANK FEES	1,156.97
1/02/2022	4765	DALE ALCOCK SOUTH WEST	APPLICATION REFUND	505.49
24/02/2022	4790	DAWS & SON	REFUND OF RATE OVERPAYMENT PROP 100053439	1,220.30
24/02/2022	4790	DAWS & SON	REFUND OF RATE OVERPAYMENT PROP 100053443	1,220.30
16/02/2022	4783	DISTRICT 17 TOASTMASTER INT	REFUND OF HALL & KEY DEPOSITS	200.00
7/02/2022	4758	E CAMERON	REFUND OF RATE OVERPAYMENT	616.00
21/02/2022	4781	FINES ENFORCEMENT REGISTRY	INFRINGEMENT FINE RECOVERY FEES	4,213.50
21/02/2022	4782	FINES ENFORCEMENT REGISTRY	INFRINGEMENT FINE RECOVERY FEES	556.50
11/02/2022	4761	G STUBBER	APPLICATION REFUND	236.00
18/02/2022	4785	GJ GARDINER HOMES	APPLICATION REFUND	147.00
17/02/2022	4784	H BOWLER	REFUND OF RATE OVERPAYMENT	463.00
18/02/2022	4788	HISTORIC GOLD MINES	REFUND OF RATE OVERPAYMENT	661.81
16/02/2022	4775	J & L JOOSTE	APPLICATION REFUND	61.65
28/02/2022	4791	J HOLST	APPLICATION REFUND	284.70
7/02/2022	4758	J JONES	APPLICATION REFUND	73.00
8/02/2022	4759	J SHRIVES	REFUND OF RATE OVERPAYMENT	2,400.00
14/02/2022	4762	K & G SMITH	REFUND OF RATE OVERPAYMENT	398.86
15/02/2022	4771	K LAMANNA	REFUND OF RATE OVERPAYMENT	450.00
1/02/2022	4767	LES MILLS ASIA PACIFIC	CONTRACT FEES	605.03
1/02/2022	4768	LES MILLS ASIA PACIFIC	CONTRACT FEES	504.19
2/02/2022	4764	LODGE TARBOLTON	APPLICATION REFUND	660.00
28/02/2022	4792	LORRAINE GUEST	CAT TRAP BOND REFUND	102.00
18/02/2022	4789	MITRO PTY LTD	APPLICATION REFUND	220.00
17/02/2022	4774	P HALES	APPLICATION REFUND	999.50
16/02/2022	4775	PCG CONSULTING	REFUND OF RATE OVERPAYMENT	2,512.08
24/02/2022	4790	PUBLIC LIBRARIES WA INC	INVOICE OVERPAYMENT	500.00
16/02/2022	4773	R & J HARMER	REFUND OF RATE OVERPAYMENT	366.00
17/02/2022	4774	R BURT	APPLICATION REFUND	36.00
18/02/2022	4788	ROSSITER	REFUND OF RATE OVERPAYMENT	431.12
7/02/2022	4758	S SMITH	APPLICATION REFUND	213.50
7/02/2022	4763	TELCON AUSTRALIA PTY LTD	APPLICATION REFUND	295.00
24/02/2022	4790	THE BUNBURY DIOCESAN TRUSTEE	APPLICATION REFUND	147.00
28/02/2022	4791	V POTTER	APPLICATION REFUND	61.65
3/02/2022	4780	VOIDED	VOIDED	-
24/02/2022	4790	WORKPOWER INC	APPLICATION REFUND	162.00
				129,831.83

DIRECT DEBIT PAYMENTS FEBRUARY 2022

DATE	REF #	NAME	DESCRIPTION	AMOUNT $
10/02/2022	10/02/2022	CITY OF BUSSELTON	PAYROLL & SALARIES	824,045.99
24/02/2022	24/02/2022	CITY OF BUSSELTON	PAYROLL & SALARIES	808,216.11
				1,632,262.10

12.2 Finance Committee - 13/4/2022 - FINANCIAL ACTIVITY STATEMENTS - YEAR TO DATE AS AT 28 FEBRUARY 2022

STRATEGIC THEME	LEADERSHIP - A Council that connects with the community and is accountable in its decision making.
STRATEGIC PRIORITY	4.2 Deliver governance systems that facilitate open, ethical and transparent decision making.
SUBJECT INDEX	Financial Services
BUSINESS UNIT	Financial Services
REPORTING OFFICER	Manager Financial Services - Paul Sheridan
AUTHORISING OFFICER	Director Finance and Corporate Services – Tony Nottle
NATURE OF DECISION	Executive: Substantial direction setting, including adopting budgets, strategies, plans and policies (excluding local planning policies); funding, donations and sponsorships; reviewing committee recommendations
VOTING REQUIREMENT	Simple Majority
ATTACHMENTS	Attachment A Loan Schedule - February 2022 Attachment B Financial Activity Statement - February 2022 Attachment C Investment Report - February 2022

This item was considered by the Finance Committee at its meeting on 13/4/2022, the recommendations from which have been included in this report.

The committee recommendation was moved and carried.

COUNCIL DECISION

C2204/083 Moved Councillor K Cox, seconded Councillor A Ryan

That the Council receives the statutory financial activity statement reports for the period ending 28 February 2022, pursuant to Regulation 34(4) of the *Local Government (Financial Management) Regulations 1996*.

CARRIED 9/0

EN BLOC

OFFICER RECOMMENDATION

That the Council receives the statutory financial activity statement reports for the period ending 28 February 2022, pursuant to Regulation 34(4) of the *Local Government (Financial Management) Regulations 1996.*

EXECUTIVE SUMMARY

Pursuant to Section 6.4 of *the Local Government Act 1995* (the Act) and Regulation 34(4) of the *Local Government (Financial Management) Regulations 1996* (the Regulations), a local government is to prepare, on a monthly basis, a statement of financial activity that reports on the City's financial performance in relation to its adopted / amended budget.

This report has been compiled to fulfil the statutory reporting requirements of the Act and associated Regulations, whilst also providing the Council with an overview of the City's financial performance on a year to date basis, for the period ending 28 February 2022.

BACKGROUND

The Regulations detail the form and manner in which financial activity statements are to be presented to the Council on a monthly basis, and are to include the following:

- Annual budget estimates
- Budget estimates to the end of the month in which the statement relates
- Actual amounts of revenue and expenditure to the end of the month in which the statement relates
- Material variances between budget estimates and actual revenue/expenditure (including an explanation of any material variances)
- The net current assets at the end of the month to which the statement relates (including an explanation of the composition of the net current position)

Additionally, and pursuant to Regulation 34(5) of the Regulations, a local government is required to adopt a material variance reporting threshold in each financial year. At its meeting on 26 July 2021, the Council adopted (C2107/140) the following material variance reporting threshold for the 2021/22 financial year:

That pursuant to Regulation 34(5) of the Local Government (Financial Management) Regulations, the Council adopts a material variance reporting threshold with respect to financial activity statement reporting for the 2020/21 financial year as follows:

- *Variances equal to or greater than 10% of the year to date budget amount as detailed in the Income Statement by Nature and Type/Statement of Financial Activity report, however variances due to timing differences and/or seasonal adjustments are to be reported only if not to do so would present an incomplete picture of the financial performance for a particular period; and*
- *Reporting of variances only applies for amounts greater than $25,000.*

OFFICER COMMENT

In order to fulfil statutory reporting requirements and to provide the Council with a synopsis of the City's overall financial performance on a year to date basis, the following financial reports are attached hereto:

Statement of Financial Activity

This report provides details of the City's operating revenues and expenditures on a year to date basis, by nature and type (i.e. description). The report has been further extrapolated to include details of non-cash adjustments and capital revenues and expenditures, to identify the City's net current position; which reconciles with that reflected in the associated Net Current Position report.

Net Current Position

This report provides details of the composition of the net current asset position on a full year basis, and reconciles with the net current position as per the Statement of Financial Activity.

Capital Acquisition Report

This report provides full year budget performance (by line item) in respect of the following capital expenditure activities:

- Land and Buildings
- Plant and Equipment
- Furniture and Equipment
- Infrastructure

Reserve Movements Report

This report provides summary details of transfers to and from reserve funds, and associated interest earnings on reserve funds, on a full year basis.

Additional reports and/or charts can be provided as required to further supplement the information comprised within the statutory financial reports.

Comments on Financial Activity to 28 February 2022

The Statement of Financial Activity (FAS) for the year to date (YTD) shows an overall Net Current Position of $14.5M as opposed to the budget of $2.7M. This represents a positive variance of $11.9M YTD.

The following table summarises the major YTD variances that appear on the face of the FAS, which, in accordance with Council's adopted material variance reporting threshold, collectively make up the above difference. Each numbered item in this lead table is explained further in the report.

Description	2021/22 Actual YTD $	2021/22 Amended Budget YTD $	2021/22 Amended Budget $	2021/22 YTD Bud Variance %	2021/22 YTD Bud Variance $	Change in Variance Current Month $
Revenue from Ordinary Activities				***1.28%***	***931,891***	***117,402***
1. Other Revenue	511,965	232,567	414,950	120.14%	279,398	113,586
Expenses from Ordinary Activities				***7.22%***	***4,095,270***	***253,165***
2. Materials & Contracts	(10,746,248)	(12,093,462)	(20,345,296)	11.14%	1,347,214	109,916
3. Other Expenditure	(2,115,578)	(4,069,278)	(9,685,100)	48.01%	1,953,700	157,177
4. Non-Operating Grants, Subsidies and Contributions	1,850,609	9,657,655	34,850,687	(80.84%)	(7,807,046)	(713,168)
Capital Revenue & (Expenditure)				***26.28%***	***11,031,813***	***(8,593,546)***
5. Land & Buildings	(1,858,670)	(14,548,613)	(22,802,632)	87.22%	12,689,943	648,916
Plant & Equipment	(835,516)	(2,025,000)	(2,890,000)	58.74%	1,189,484	171,406
Furniture & Equipment	(180,767)	(549,191)	(828,800)	67.08%	368,424	(5,676)
Infrastructure	(11,992,351)	(22,101,394)	(38,537,750)	45.74%	10,109,042	(335,372)
6. Proceeds from Sale of Assets	28,839	634,278	776,071	(95.45%)	(605,439)	(57,878)
7. Proceeds from New Loans	10,075,000	15,450,000	25,450,000	(34.79%)	(5,375,000)	(9,950,000)
8. Total Loan Repayments – Principal	(1,615,120)	(1,848,193)	(3,839,418)	15.32%	233,073	0
9. Repayment Capital Lease	(442,654)	(365,278)	(489,199)	(21.18%)	(77,376)	(100,406)
10. Advances to Community Groups	(75,000)	(5,450,000)	(5,450,000)	98.62%	5,375,000	(50,000)

11. Transfer to Restricted Assets	(19,672,505)	0	(10,021,740)	(100.00%)	(19,672,505)	(2,562,249)
12. Transfer from Restricted Assets	5,197,680	0	1,735,682	100.00%	5,197,680	2,143,258
13. Transfer from Reserves	4,663,076	3,076,832	39,544,446	51.55%	1,586,244	1,584,503

Revenue from Ordinary Activities

In total, revenue from Ordinary Activities is very close to budget at only 1.28% ahead YTD. There is however a material variance item requiring comment.

1. Other Revenue

Ahead of YTD budget by $279K, or 120.14%, mainly due to the items listed in the table below:

Revenue Code	Revenue Code Description	Actual YTD $	Amended Budget YTD $	Variance YTD $	Variance YTD %	Change in Variance Current Month $
Finance & Corporate Services		***52,567***	***46,440***	***6,127***	***13.19%***	***(25,343)***
10360	Customer Services – Sale of Number Plates	9,818	2,520	7,298	289.61%	(840)
This is not an area that is easy to predict based on historical trends. This financial year there has been a spike in people wishing to acquire personalised plates.						
Planning and Development Services		***72,978***	***85,066***	***(12,088)***	***(14.21%)***	***(2,681)***
10950	Animal Control – Prosecutions	15,529	22,868	(7,339)	(32.09%)	(2,244)
Difficult to predict, but may have been contributed to by improved public compliance coupled with a shift in focus away from prosecution toward education.						
10970	Parking Control – Parking Fines & Costs	22,147	26,774	(4,627)	(17.28%)	(1,155)
Difficult to predict, but may have been contributed to by improved public compliance coupled with a shift in focus away from prosecution toward education.						
Engineering and Works Services		***384,097***	***97,641***	***286,456***	***293.38%***	***157,786***
12642	NCC Standpipe – Sale of Water	25,396	9,073	16,323	179.90%	14,019
Sales are based on meter readings for water taken from the standpipe. Over summer there was considerably more volume taken than was originally budgeted.						
G0030 & G0031	Busselton & Dunsborough Transfer Station – Sale of Scrap Materials	357,070	88,568	268,502	303.16%	134,694
Prices received for scrap metal have been favourable – up to $220/tonne received in July, $255/tonne received in November, and $265/tonne in January and February for major collections, compared to $110-$140/tonne during 2020.						

Expenses from Ordinary Activities

Expenditure from ordinary activities is $4.1M, or 7.2%, less than expected when compared to the budget YTD as at February. The expense line items on the face of the financial statement that have a YTD variance that meet the material reporting threshold are outlined below.

2. Materials & Contracts

Less than YTD budget by $1.35M. The main contributors to this variance are listed in the table below:

Cost Code	Cost Code Description	Actual YTD $	Amended Budget YTD $	Variance YTD $	Variance YTD %	Change in Variance Current Month $
Finance and Corporate Services		***1,126,656***	***1,488,419***	***361,763***	***24.3%***	***15,757***
10151	Rates Administration	142,906	185,425	42,519	22.9%	11,317
Variation between YTD actual and budget is mainly due to: • Postage $19.3K under budget due to instalment notice postage invoice having not been processed plus cost savings by using a new printing service for final and reminder notices • Bank charges $32.5K under budget as the charges have come a lot less than expected. • Legal expenses $20.2K over budget due to a substantial increase in debt recovery proceedings. This expenditure is fully recovered from the property owner/s. • Consultancy $9K under budget due to the rating review project that this budget is for only just now commencing. There will be under underspend in this area offset by a possible overspend in wages, as an internal resource has been seconded to the project to help defray external consulting costs.						
10250	Information & Communication Technology Services	551,010	667,023	116,013	17.4%	39,126
Most of this budget relates to software licence renewals and subscriptions paid in advance. The monthly allocation of the annual budget was set based on an historical 4 year monthly cash payment trend. This will not necessarily align on a monthly basis with the new prepaid expenses allocation process that has been adopted to more accurately reflect proper accrual accounting practices, however it should resolve by year end. In the month of February there was also a relocation of bank charges from IT to Finance to incorrect postings associated with the new Securepay service.						
10360	Customer Service	9,269	23,874	14,605	61.2%	3,777
Most of the variance is due to a lower spend on stationery. Difficult to predict monthly spend due to orders being made on an 'as required' basis.						
10500	Legal and Compliance Services	55,563	82,096	26,533	32.3%	7,704
The variance YTD relates predominantly to the unspent budgeted amount for external legal services. It is not possible to predict when or to what extent legal services will be required at the time of setting the budget, therefore the annual allocation is spread evenly over the year.						
10510	Governance Support Services	18,377	75,697	57,320	75.7%	9,069
The underspend is mainly due to a number of software licenses for programs used in the Governance area not as yet being renewed. When paid, the cost for these will be spread over the term of the license, so timing differences to the budget (set based on historical cash trend), will persist.						

10616, 10617, & 10618	Aged Housing	44,527	112,338	67,811	60.4%	7,174
Works are carried out throughout the year and generally need to coincide with vacancies. Property inspections are to be undertaken at which time items requiring maintenance will be identified. Therefore timing of expenditure is dependent on the vacancies.						
R0288	Locke Estate	4,281	17,336	13,055	75.3%	2,167
Likely spend from remaining budget will be between $4-8k depending on whether and when sites are leased.						
R0305	Creekview Road Reserve 12492 (Lot 501)	-	14,868	14,868	100.0%	296
Due to a controlled burn, certain activities such as targeted flora and fauna surveys have not been able to be conducted. Alternative animal monitoring and habitat surveys are now planned to be undertaken by the end of the financial year, however there still should be an overall underspend of approximately $7K.						
Community and Commercial Services		***1,110,305***	***1,910,458***	***800,153***	***41.9%***	***210,591***
10380 & 10381	Busselton & Dunsborough Libraries	69,970	129,567	59,597	46.0%	(3,144)
The variances YTD mainly arise in relation to the cost of Computer Software Licences used at the libraries being spread over the period they relate to, rather than when the cash is outlaid, which is how the budget was allocated.						
10540	Recreation Administration	(155)	51,887	52,042	100.3%	214
YTD expenses are well below Budget figures as the Consultancy works for the Bovell Ovals Masterplan and Dunsborough Country Club Masterplan are only in the early stages. It is expected that the work should be completed by years end.						
10543	Community Development	926	100,075	99,149	99.1%	-
This relates to the Strengthening Communities program funded by Lotterywest. There were delays in the program development, and procurement has not yet taken place. It is anticipated that this program will be now be launched during February with bulk of expenditure to occur through March and April.						
10590	Naturaliste Community Centre	37,549	55,357	17,808	32.2%	(5,947)
The under spend here is as a result of Non-Capital Furniture & Office Equipment, Contractors and Licence Fees – this has been due to controlled spending and invoice timing. There was also an increased budget in F&OE this year is as result of grant monies received, which are planned to be expended by the end of the financial year.						
10600	Busselton Jetty Tourist Park	314,500	389,821	75,321	19.3%	2,119
The YTD variance is mainly due to the monthly payment of the Park Management Contract being one month in arrears. By end of financial year this expenditure catches up, as June will be accrued, however the budget timing does not reflect this.						
10625	Art Geo Administration	48,370	68,265	19,895	29.1%	354
The underspend at ArtGeo is offset in wages i.e. where staff have the skills to deliver the service we use them and not contractors as it achieves better outcomes. Also, some activities were postponed or deferred due to the relocation.						
10630	Economic and Business Development Administration	23,485	147,447	123,962	84.1%	51,594
The majority of the budgeted spend is allocated in Consultancy, and with ED team not resourced at this time, tasks involving the engagement of consultants have been deferred to later in the financial year.						
10900	Cultural Planning	4,580	22,112	17,532	79.3%	(1,071)
Awaiting confirmation of further grant monies before engagement of consultants.						

11151	Airport Operations	142,284	470,309	328,025	69.7%	17,231
YTD variances are mainly due to: • Airport screening services – allocated monthly amounts have been delayed until flights start. • Planned consultancy tasks not started. • A number of contractor invoices having not been received. • Underspends in Contract building cleaning costs & fire safety materials (due to delay in commencement of RPT services).						
B1361	YCAB (Youth Precinct Foreshore)	33,787	51,899	18,112	34.9%	(860)
Purchase of planned minor equipment has been delayed, due to delay in construction of The Break. We also are experiencing a reduction in uptake of the Upskills Youth Program, due to COVID in the community, which has resulted in less expenditure than planned.						
Planning and Development Services		***661,796***	***522,853***	***(138,943)***	***(26.6%)***	***(160,466)***
10801	Sustainability	110,217	79,974	(30,243)	(37.8%)	(110,036)
Savings in capital projects in a related area will offset this negative variance. A budget amendment will be processed in the coming months to formally move these savings to align against this area.						
10805	Planning Administration	5,707	27,926	22,219	79.6%	3,478
Computer software license renewals have either not as yet been received, so no allocations for these costs have occurred, or those that have, have been spread over the term of the licence rather than all in one hit at time of payment.						
10820	Strategic Planning	41,792	104,990	63,198	60.2%	11,019
The variance YTD is essentially due to holistic Consultancy budget being allocated across the 12-month period. Strategic Planning is subject to competing demands and project prioritisation (also timing delays etc. due to consultancy periods, peak authority feedback or processes and lack of availability on occasion of specialised consultant assistance). Appointment of consultants or other anticipated strategic expenditures are always difficult to predict on that basis.						
10925	Preventative Services - CLAG	79,200	60,100	(19,100)	(31.8%)	-
The CLAG budget is fully reconciled with the Shire of Capel after the mosquito season each year. This will occur circa February and all changes made accordingly by the EOFY each year.						
10931	Protective Burning & Firebreaks-Reserves	212,437	42,535	(169,902)	(399.4%)	(27,232)
The YTD variance is in line with DFES Mitigation Activity Grant Funding of $500,000 being received and spent over the 2021/22 FY. YTD Budget does not reflect the grant funding received.						
10935	Fire Fighting Council Component	27,047	-	(27,047)	(100.0%)	(27,047)
Fire Fighting Council Component is not something that is planned or budgeted for. Expenditure here represents cost that were incurred as part of the Council's contribution to the emergency response to the Dunsborough fires.						
10950	Animal Control	25,069	36,776	11,707	31.8%	(2,545)
The variance YTD relates to the timing of for the purchase of dog bags of dog bags ($6k per delivery) – two more pallets and additional dispensers required prior to end of financial year.						
Various	Bushfire Brigades	61,219	26,813	(34,406)	(128.3%)	(8,682)
Funding is from DFES ESL Local Government Grant Scheme funding and is spent according to operational needs of the City's Bushfire Brigades and SES. Spending will be above historical levels due to a busier than average 2021/22 fire season.						

Engineering and Works Services		***7,847,165***	***8,167,897***	***320,732***	***3.9%***	***43,698***
10830	Environmental Management Administration	91,581	161,350	69,769	43.2%	101,287
The underspend relates to a number of outstanding proposed consultancy items which will be delivered in the 4th quarter totalling $65K. These include; dieback mapping, visitor access study, weed mapping. Further materials commitments in 3rd and 4th quarter of $65K for street trees stakes, guards, bollards and fencing. Commitments for yearly maintenance works are awaiting to be completed and invoiced over the third and fourth quarter.						
11170	Meelup Regional Park	73,496	166,858	93,362	56.0%	11,179
The recreation reserve maintenance budget was spread evenly across the year and thus does not reflect seasonally impacted expenditure patterns. To this end, planning is underway for the noxious weed control program and works associated with the Healthy Countries Plan. $63K in works have been committed representing works that are now underway or will commence shortly. Further expenditure is expected for works for post fire remedial action.						
11160, 11161 & 11162	Busselton Jetty	22,892	11,714	(11,178)	(95.4%)	(663)
In October a compressor and ducted heater was replaced in the UWO. $23k of the annual budget totalling $54k has now been outlaid. This variance is due to timing only. Hoping to claim some of these costs through an insurance claim.						
12600	Street & Drain Cleaning	241,732	253,013	11,281	4.5%	(23,817)
The budget was entered based on historical expenditure and service levels determined by that figure, patterns averaged over the previous three financial years. All of $465k annual budget has been committed based on scheduled maintenance plans, thus the YTD variance is attributable to timing only.						
12620 & 12621	Rural & Urban Tree Pruning	260,295	479,783	219,488	45.7%	(13,050)
This year's rural tree pruning budget of $352K includes $153K carried over from the previous year. Rural tree pruning works are ordinarily completed in the first half of the year however storm damage clean-up took priority this year. Rural road verges to be pruned are prioritised based on factors including the period of time since last pruned, inspections, volume and types of traffic and many other considerations. Works will now be scheduled outside the fire season.						
Various	Building Maintenance	1,050,708	923,435	(127,273)	(13.8%)	(31,912)
The budget was entered based on historical expenditure patterns, however this is not reflective of the pattern of costs being incurred this financial year. In past years significant amounts of scheduled maintenance were carried out in the last quarter however this FY it has been evenly expended on a monthly basis YTD. The variance is therefore attributed to timing only.						
Various	Waste Services	1,465,212	1,764,729	299,517	17.0%	63,737
Majority variance of $215K is associated with concrete crushing which is programmed for later in the financial year. $41k of budget underspend is attributable to External Restoration Works associated with the Rendezvous Road remediation sites matter, while a further $43K associated with green waste mulching that has not been invoiced/processed.						
Various	Roads Maintenance	802,300	548,124	(254,176)	(46.4%)	(22,075)
This budget was entered monthly based on historical expenditure patterns averaged out over the previous three financial years. To this end some of this variance is due to timing. $75k of the variance is attributable to unbudgeted storm damage contractor clean-up costs associated with the City's road network. These costs are anticipated to moderate somewhat as a large majority of the City' s Construction and Maintenance crews have switched primarily onto Capital works.						

Various	Reserves, Parks & POS Maintenance	1,265,869	1,373,882	108,013	7.9%	(20,133)
The underspend to budget YTD on City Parks and Reserves is linked to numerous Cost Codes including; • Dunsborough Lakes Sporting Precinct Ovals / Turf as project not yet handed over by Major Projects. -$58k under budget YTD. • Busselton Foreshore Skate Park. -$32k under due to scheduled non-recurrent concrete maintenance repair not yet undertaken. • Busselton Foreshore Area -$17k under expended as scheduled works to increase after Easter and Events.						
5280 (GL Activity)	Transport Fleet Management	1,214,717	1,154,853	(59,864)	(5.2%)	(19,991)
Fuel is the most significant overspend ($139k) to end of Feb due to escalating fuel prices and parts the largest underspend ($39k) due to significant delays in receiving orders due to supply chain issues.						
Various	Other Infrastructure Maintenance	1,386,852	1,528,404	141,552	9.3%	120,755
A number of areas are underspent YTD including; Noxious Weeds & Pest Plants, Busselton CBD Maintenance, LED Street Light Replacement Program and Rural Intersection (Lighting) Compliance. These areas will see increased expenditure in the last quarter of the financial year. Foreshore Protection-Dunsborough/Quindalup and Foreshore Protection-Yallingup & Smith budgets are overspent by $247k due to Yallingup beach access stairs that were damaged by winter storms and preventative sand renourishment activities in the Dunsborough region. Corresponding under expenditure is contained within the Capital budget.						

3. Other Expenditure

$1.95M, or 48.01%, under the budget YTD. The main contributing items are listed below:

Cost Code	Cost Code Description	Actual YTD $	Amended Budget YTD $	Variance YTD $	Variance YTD %	Change in Variance Current Month $
Executive Services		***74,992***	***55,336***	***(19,656)***	***(35.5%)***	***(8,828)***
10001	Office of the CEO	33,683	55,336	21,653	39.1%	4,627
The underspend relates to the inter-council initiatives budget line item, which has not been spent to date.						
10011	Emergency Contingency Costs (Other)	41,309	-	(41,309)	(100.0%)	(13,455)
There is no budget for this particular area, as it is used purely to capture specific unforeseen emergency related costs. YTD actuals represent the costs associated with the forgone rental opportunities at the YCAB, whilst it is being used as a COVID vaccination clinic i.e. effectively tracking this part of the City's contribution to the vaccination effort. This a non-cash "book entry", with an offsetting revenue amount shown in Venue Hire income for the YCAB facility.						
Finance and Corporate Services		***823,726***	***779,631***	***(44,095)***	***(5.7%)***	***3,084***
10000	Members of Council	436,005	497,409	61,404	12.3%	2,904
Timing related variances with underspends in primarily member allowances and sitting fees ($35k), plus underspends in reimbursements and training expenses due to change of council members.						
10151	Rates Administration	28,670	40,728	12,058	29.6%	(5,930)
The budget is for rating valuations in relation to the interim rating of new properties. It was set as an even monthly spread, as historically these activities are random (e.g. dependant on building completions), and can't be predicted. As such, there will always be timing variances.						
10200	Financial Services	45,029	-	(45,029)	(100.0%)	-
The budget for the 5 yearly valuation of the City's Land & Buildings was removed, as at the time of developing the budget it was believed that a qualified in-house valuer would be able to conduct this service.						

10221, 10227, 10228, 10229 & 10230	Finance & Borrowing Programs 4, 11, 12, 13 & 14	197,054	103,082	(93,972)	(91.2%)	-
The Government Guarantee levy on the City's loans as collected by the WA Treasury Corp payable for the period 1 January to 30 June 2021 was levied in July 2021. This invoice should have been posted to June via an accrual, however it was not completed and instead included in July's expenses. Accordingly there will be three payments included in 2021/2022's reports.						
10511	Community Assistance Program (Governance)	-	16,666	16,666	100.0%	-
Funds for the You Choose Program yet to be allocated. The full year budget of $100K will be allocated in May / June.						
Community and Commercial Services		***988,346***	***3,020,299***	***2,031,953***	***67.3%***	***181,611***
10532	BPACC Operations	2,860	25,000	22,140	88.6%	(2,429)
BPACC operational activity will not commence until 2023.						
10533	Welfare / Senior Citizens	67,561	43,398	(24,163)	(55.7%)	-
This is the annual agreed grant paid to the Busselton Senior Citizens centre which is paid quarterly on invoice from the centre. A further invoice (quarterly payment) was recently approved for payment earlier than forecast.						
10536	School Chaplaincy	-	41,400	41,400	100.0%	-
This is the annual grant to Youthcare which is paid on invoice. An Invoice for the full amount was approved in December.						
10543	Community Development	82,486	126,735	44,249	34.9%	(1,947)
This relates to the first three rounds of Community Assistance Program. Round 1 and 2 approvals were combined due to Council elections and round 3 closed on 30 November. From the first 3 rounds $133,873 is committed with actual expenditure to be seen in first quarter of 2022. Round 4 has now closed and applications are being assessed. Timing is largely dependent on CAP Applications received from community groups.						
10558	Events	521,654	908,217	386,563	42.6%	34,876
The YTD underspend to budget can be explained as follows: • To date there have been 8 budgeted events cancelled due to COVID, totalling approximately $71K; • There have been 5 events that have occurred for which the City has yet to be invoiced for their contribution, totalling $57.5K; • 6 events have had partial payments, however a total of $91.5K remains due to milestones not yet met; • A further $166K was forecast to have been incurred by YTD February ($110K for Winter Wonderland, and approximately $56K in general unallocated funds).						
10630	Economic and Business Development Administration	126,059	95,179	(30,880)	(32.4%)	(41,514)
This is due to MRBTA visitor servicing invoice which actually gets presented at the beginning of the quarter and not the end where it has been budgeted.						
10634	Business Support Program	-	23,850	23,850	100.0%	-
Final acquittals of the support program yet to be received. This budget was carried over from the 20/21 financial year, funded from the MERG Reserve, however it has now been ascertained that only approximately $10,000 will be required. This will more than likely be the positive variance by the end of the year, offset by a lower transfer from the reserve.						
11151	Airport Operations	1,992	1,533,908	1,531,916	99.9%	191,364
Marketing activities continue to be delayed due to the postponement of Jetstar RPT services as a result of COVID restrictions etc.						

11156	Airport Development Operations	115,139	148,550	33,411	22.5%	-
At the time of setting the budget the timing for the final carried over payments related to a noise mitigation project were not known. $148K was estimated to be remaining in total, split over three payments, however we have not received practical completion on the works, and there are still some outstanding works in progress.						
Planning and Development Services		***70,117***	***84,682***	***14,565***	***17.2%***	***(8,852)***
10805	Planning Administration	-	15,000	15,000	100.0%	-
This budget item relates to the Façade Refurbishment Program which the City normally runs on an annual basis. Due to staff shortages and other priorities this year, it's not likely that the full year budget of $30K will get spent at all.						
Engineering and Works Services		***158,398***	***129,330***	***(29,068)***	***(22.5%)***	***(9,839)***
10830	Environmental Management Administration	16,037	794	(15,243)	(1919.7%)	(5)
Biodiversity Incentive Rate Rebate costs per allocated and paid in January, however the budget of $17,650 is allocated to June. Variance will rectify at year end.						
B1223	Micro Brewery - Public Ablution	-	60,000	60,000	100.0%	-
The full contribution of $120K to the ablutions, in two instalments, was made in the 20/21 financial year, however due to the lateness of the second $60K instalment, it was inadvertently included again in the 21/22 year budget unnecessarily.						
G0042	BTS External Restoration Works	101,812	25,000	(76,812)	(307.2%)	(5,000)
Rendezvous Road Refuse site remedial works.						

4. Non-Operating Grants, Subsidies & Contributions

The negative variance of $7.8M is mainly due to the items in the table below. It should be noted that any negative variance in this area will approximately correlate to an offsetting positive underspend variance in a capital project tied to these funding sources. This can be seen in the section below that outlines the capital expenditure variances. Where this is not the case, the reconciliation of the projects and the required funding to be recognised in revenue is not completed until closer to year end.

Revenue Code	Revenue Code Description	Actual YTD $	Amended Budget YTD $	Variance YTD $	Variance YTD %	Change in Variance Current Month $
Community and Commercial Services		***-***	***115,376***	***(115,376)***	***(100.0%)***	***-***
10540	Recreation Administration	-	51,250	(51,250)	(100.0%)	-
10590	Naturaliste Community Centre	-	46,700	(46,700)	(100.0%)	-
C6010	Airport Fencing Works	-	17,426	(17,426)	(100.0%)	-
Engineering and Works Services		***1,371,648***	***9,477,279***	***(8,105,631)***	***(85.5%)***	***(1,131,129)***
A0014	Bussell Highway Bridge – 0241 – Federal Capital Grant	-	744,000	(744,000)	(100.0%)	-
A0022	Yallingup Beach Road Bridge - 3347 – Federal Capital Grant	-	700,000	(700,000)	(100.0%)	-
B9407	Busselton Senior Citizens – Developer Cont. Utilised	-	111,750	(111,750)	(100.0%)	-

B9591	Performing Arts Convention Centre – Federal Capital Grant	-	4,554,000	(4,554,000)	(100.0%)	(1,138,500)
B9612	Churchill Park Renew Sports Lights – State Capital Grant	-	72,850	(72,850)	(100.0%)	-
C3116	Dawson Park (Mcintyre St Pos) – Developer Cont. Utilised	71,116	-	71,116	100.0%	-
C3211	Tulloh St (Geographe Bay Road) - POS Upgrade – Developer Cont. Utilised	25,043	-	25,043	100.0%	-
C3214	Kingsford Road - POS Upgrade – Developer Cont. Utilised	71,437	-	71,437	100.0%	-
C3215	Monash Way - POS Upgrade – Developer Cont. Utilised	71,939	-	71,939	100.0%	-
C3216	Wagon Road - POS Upgrade – Developer Cont. Utilised	81,341	-	81,341	100.0%	-
C3217	Limestone Quarry - POS Upgrade – Developer Cont. Utilised	119,687	-	119,687	100.0%	-
C3218	Dolphin Road - POS Upgrade – Developer Cont. Utilised	90,634	-	90,634	100.0%	-
C3219	Kingfish/ Costello - POS Upgrade – Developer Cont. Utilised	33,551	-	33,551	100.0%	-
C3220	Quindalup Old Tennis Courts Site - POS Upgrade – Developer Cont. Utilised	34,480	-	34,480	100.0%	-
C3241	Vasse River - Ongoing Restoration of River Habitat – State Capital Grant	-	90,000	(90,000)	(100.0%)	-
F0084	Thompson Way - New Path - Contributions	36,818	-	36,818	100.0%	-
F0112	Causeway Road Shared Path – State Capital Grant	-	80,000	(80,000)	(100.0%)	-
S0048	Bussell Highway – Developer Cont. Utilised	-	200,000	(200,000)	(100.0%)	-
S0076	Kaloorup Road (Stage 1) – Main Roads Direct Grant	-	224,400	(224,400)	(100.0%)	-
S0077	Ludlow-Hithergreen Stage 2 Reconstruct & Widen – MR Capital Grant	-	96,000	(96,000)	(100.0%)	-
S0078	Sugarloaf Road – State Capital Grant	-	321,599	(321,599)	(100.0%)	-
S0321	Yoongarillup Road - Second Coat Seal – MR Capital Grant	-	100,000	(100,000)	(100.0%)	-

S0331	Barracks Drive Spray Seal – MR Capital Grant	-	130,980	(130,980)	(100.0%)	-
S0332	Inlet Drive Spray Seal – MR Capital Grant	-	47,000	(47,000)	(100.0%)	-
S0333	Chapman Crescent Spray Seal – MR Capital Grant	-	78,000	(78,000)	(100.0%)	-
S0334	Chapman Hill Road – MR Capital Grant	-	748,000	(748,000)	(100.0%)	-
S0335	Kaloorup Road – MR Capital Grant	-	240,950	(240,950)	(100.0%)	-
S0336	Wildwood Road – MR Capital Grant	-	937,750	(937,750)	(100.0%)	-

5. Capital Expenditure

As at 28th February 2022, there is an underspend variance of 62.1%, or $24.4M, in total capital expenditure, with YTD actual at $14.9M against the YTD budget of $39.2M. A large portion of this positive underspend variance is offset by the negative variance in Non-Operating Grants, Contributions & Subsidies discussed above, with the remainder offset by the negative variances in Transfers From Reserves and Restricted Assets related to funds held aside for these projects. The attachments to this report include detailed listings of all capital expenditure (project) items, however the main areas of YTD variance are summarised as follows:

Cost Code	Cost Code Description	Actual YTD $	Amended Budget YTD $	Variance YTD $	Variance YTD %	Change in Variance Current Month $
Land		***2,599***	***33,336***	***30,737***	***92.2%***	***4,167***
10610	Property Services Administration	2,599	33,336	30,737	92.2%	4,167
This is a contingency fund for costs associated with land acquisition or disposal under the LTFP, such as advertising costs in relation to the proposed disposition of freehold land holdings at Ambergate.						
Buildings		***1,856,072***	***14,515,277***	***12,659,205***	***87.2%***	***644,749***
B9614	Dunsborough Lakes Sporting Precinct-Pavilion /Changeroom Facilities	11,372	483,334	471,962	97.6%	203,220
There has been minimal expenditure to date as works have not yet commenced. The design is currently under review to achieve budget alignment in consultation with user groups.						
B9012	Civic and Administration Building Replacement of Cladding	109,370	80,000	(29,370)	(36.7%)	(88,366)
Cladding replacement only commenced in January, with planned completion toward the end of February/early March. Associated billing from the supplier to follow after that.						
B9300/1/2	Aged Housing Capital Improvements	35,250	143,700	108,450	75.5%	-
Budgeted works were proposed to separate the power and drainage that service Winderlup Court and Winderlup Villas. Western Power have now confirmed that separation of power is not required. As there are other works required to these units the proposal is a cap ex spend of circa $28,000 for bathroom upgrades and reflux valves and a possible further $70,000 for replacement carports.						

B9591	Performing Arts Convention Centre	1,165,841	12,331,880	11,166,039	90.5%	434,925
The contract for construction was awarded to Broad Constructions in late January. Broad took full site possession at the end of January and have commenced investigative works. Unspent budget at June 30 will be carried over into the following financial year.						
B9596	GLC Building Improvements	78,117	142,568	64,451	45.2%	(2,950)
Proposed project for stadium ventilation has been put on hold, pending a review of capital projects. Storage upgrade has commenced.						
B9605	Energy Efficiency Initiatives (Various Buildings)	90,791	137,910	47,119	34.2%	-
Works planned for commencement have encountered delays pending Western Power applications and approvals. Works programmed to be completed by the end of the financial year.						
B9610	Old Butter Factory	17,991	6,000	(11,991)	(199.8%)	-
The YTD overspend is due the retention monies owing to the contractor on final completion of project.						
B9611	Smiths Beach New Public Toilet	-	250,000	250,000	100.0%	-
Notification has been received by the entity that currently supplies the water that they are no longer able to supply water for City toilets. As such an MOU is being reviewed by the property team to establish viability of infrastructure works and costs for water supply. A clearing permit application is also underway, however all other activity on the project has been put on hold until these issues are resolved.						
B9612	Churchill Park Renew Sports Lights	73,562	212,850	139,288	65.4%	-
RFQ for installation of lights awarded with works to commence in March 2022.						
B9615	Naturaliste Community Centre AMP	641	57,600	56,959	98.9%	13,264
Delays due to contractor availability, these works will be re listed into next financial year.						
B9617	Buildings AMP Renewal Allocation - Meelup Ablution	7,389	120,000	112,611	93.8%	40,000
During Budget planning these works were anticipated to be spread evenly over 5 months. Due to unforeseen design complexities the works were not able to start on time. These issues have been resolved and this project will be delivered in this financial year.						
B9622	Dunsborough Youth Centre Building Construction	15,740	-	(15,740)	(100.0%)	-
The timing for works and initial procurement of a transportable building was not accurately known at the time of setting the original total budget of $80K.						
B9717	Airport Construction - Existing Terminal Upgrade	-	46,485	46,485	100.0%	6,835
Invoicing in relation to the retention monies owing to Pindan (in receivership), for works completed has not yet been received. There is also a budget amount for unforeseen works required to enable RPT services, however this has not as yet been utilised.						
B9720	BMRA Hangars	-	210,000	210,000	100.0%	-
This is a timing issue - the RFT process closed in January, however negotiations with tenderers are still ongoing. It is hoped that the tender will be awarded in April.						
B9808	Busselton Jetty Tourist Park Upgrade	4,314	25,000	20,686	82.7%	-
Timing Issue - capital works upgrades that cannot be done until after Easter (the tourist season).						

Plant & Equipment		***835,516***	***2,025,000***	***1,189,484***	***58.7%***	***171,406***
10250	Information & Communication Technology Services	-	40,000	40,000	100.0%	40,000
Vehicle due to be delivered April.						
10372	Dunsborough Cemetery	-	20,000	20,000	100.0%	-
The budget is for maintenance trailers for the cemetery, both for grave shoring equipment and watering equipment. The delay in procurement of these items is due to current material and supply related issues.						
10540	Recreation Administration	-	40,000	40,000	100.0%	-
The budget relates to a vehicle for the recently created Manager position. Vehicle has been ordered, delivery due in April.						
10610	Property Services Administration	-	35,000	35,000	100.0%	-
Vehicle has been ordered, delivery due in April.						
10630	Economic and Business Development Administration	-	75,000	75,000	100.0%	-
The budget relates to the replacement of two vehicles. One vehicle due to be delivered in June. Second vehicle yet to be ordered.						
10810	Statutory Planning	-	35,000	35,000	100.0%	-
Vehicle has been ordered, delivery due in April.						
10920	Environmental Health Services Administration	-	40,000	40,000	100.0%	-
Vehicle will be ordered when new officer appointed.						
10950	Animal Control	-	50,000	50,000	100.0%	50,000
Ute for rangers to be ordered in April.						
11001	Engineering Services Administration	-	35,000	35,000	100.0%	-
Vehicle due in November.						
11107	Engineering Services Design	69,015	140,000	70,986	50.7%	(69,015)
Survey equipment ordered and part delivered, balance expected in April. 2 x cars delivered. Survey ute to be ordered in April.						
11151	Airport Operations	-	15,000	15,000	100.0%	-
Slasher (tractor mounted) not yet ordered.						
11202	Building Facilities - Weather Station Installations	10,280	-	(10,280)	(100.0%)	(10,280)
The actual weather stations were procured earlier than expected, and will be installed in April.						
11401	Depot Workshop	-	10,000	10,000	100.0%	-
The budget is for a replacement hydraulic press. Specification requirements are being reviewed in light of supply chain issues.						
11402	Plant Purchases (P10)	420,639	446,000	25,361	5.7%	-
Waste truck P166019 to be sent to auction end of April. Bin cleaning trailer expected to be built November. DWF site ute to be held and not replaced at this time.						
11403	Plant Purchases (P11)	130,486	364,000	233,514	64.2%	160,700
An RFQ for 3 x light trucks is in progress. Irrigation ute and Parks maintenance ute not yet ordered, waiting feedback on requirements from P&Gs team.						

11404	Plant Purchases (P12)	88,453	515,000	426,547	82.8%	-
Specification development is in progress for 2 x light trucks and RFQ is in progress for a new grader.						
11500	Operations Services Administration	-	40,000	40,000	100.0%	-
Vehicle ordered, delivery expected in April.						
Furniture & Office Equipment		***180,767***	***549,191***	***368,424***	***67.1%***	***(5,676)***
10250	Information & Communication Technology Services	97,783	220,891	123,108	55.7%	2,496
Underspend is due to not yet ordering ICT asset replacement items. This is due to be ordered in the coming months though actual delivery may not occur for some time due to global supply chain issues.						
10558	Events	-	200,000	200,000	100.0%	-
The budget YTD represents the carry-over from the 20/21 year for the electronic billboard. The tender closed with three responses over the forecast budget. The tender was not awarded and it was agreed at the November MERG meeting to restructure the tender with options. A new tender has been issued which closes on 14 April 2022.						
10590	Naturaliste Community Centre	16,326	43,300	26,974	62.3%	-
The budget represents a carry-over from 20/21 for the purchase of replacement fitness equipment. Order for fitness equipment was placed in February, however delivery is not expected until April/May due to supply issues. Fencing purchase of $8k was moved out to infrastructure, increasing the variance further.						
B1350	Churchill Park-Other Buildings	-	26,450	26,450	100.0%	-
The budget relates to the storage facility project. Discussions are still progressing with the Stakeholders, delaying construction until a later date.						
B1450	Depot Building-Busselton	17,776	-	(17,776)	(100.0%)	-
Expenditure was for 8 sit-to-stand workstations at the depot administration building. There is no budget in this particular line, however it is offset by considerable savings in other areas.						
Infrastructure		***11,992,351***	***22,101,394***	***10,109,042***	***45.7%***	***(335,372)***
Various	Roads	4,588,763	6,791,553	2,202,790	32.4%	(129,070)

Many road construction projects are now underway. Impacting this increasing variance through to June will be the outcome from discussions with Council in September/October 2021 where it was decided that the current capital works program would be spread over 18 months extending into the 2022/23 financial year. To this end, some projects that were to be budgeted this financial year have been put on hold given the state of the economy, availability of contractors and increased costs.

- 34% of the YTD variance valued at $746k is associated with the Regional Road Safety Program Chapman Hill Road project that has an approved Tender and is planned to commence mid to late March after Kaloorup works have been completed.
- 25% of the YTD variance valued at $558k is associated with the Peel Terrace/ Queen street roundabout renewal works which is well under way. This project will exceed the budget due to some increases in the work scope. City officers are seeking to transfer unspent Regional Road Group grant monies across to this project. A report will go to Council if this is approved.
- 27% of the YTD variance valued at $596k is associated with both the Sugarloaf Road upgrade that has been rescheduled to the 2022/23 financial year and major works on the Bussell Highway that are currently in progress.
- 8% of the YTD variance valued at $185k is associated with the Causeway Road - Molloy Street Intersection will be rescheduled to another year due to planning requirements that have yet to be resolved.

Various	Bridges	-	1,444,000	1,444,000	100.0%	-

Major bridge works are completed by Main Roads, with financial recognition of works often not occurring until late in the financial year.

To date, works have been completed on the Bussell Highway bridge #241, Yallingup Beach Road bridge #3347 and the Tuart Drive bridge #0238 that should be open to the public soon.

The City has limited control over Main Roads scheduling and it is often the case that some Bridge projects are carried over into the following year. The City was recently been notified that bridge works on Layman Road, Kaloorup Road, Boallia Road & Gale Road values at $2.308m will now not commence until the 2022/23 financial year. This variance will continue to increase until invoices for works are provided by Main Roads, which is typically at the end of the financial year.

Various	Car Parks	545,905	1,677,454	1,131,549	67.5%	124,491

70% of the YTD variance valued at $792k is associated with the new car parking for the Dunsborough Lakes Sporting Precinct. Works are well under way with the first progress payments expected to be made in March.

The following two projects have been put on hold contributing to the YTD variance:

- Dunsborough Chieftain Crescent Carpark Extension $99k annual budget $240k.
- Forth Street Groyne Carpark $53k.

Various	Footpaths & Cycleways	587,371	1,283,626	696,255	54.2%	126,420

25% of the year to date variance totalling $180k is associated with the $500k Busselton CBD Footpath Renewal project where some of this project has temporarily been put on-hold pending further review and potential re list.

15% of the YTD variance valued at $109K is associated with the Buayanup Drain Shared path project that will have some minor works completed prior to June 30. Not all the budget will be expended as the value of the project was reduced towards the end of last financial year, however the amount carried over was not adjusted based on the reduced estimate.

Parks, Gardens & Reserves		6,172,499	10,555,565	4,383,066	41.5%	(488,998)
Various	Busselton Jetty - Capital Expenditure	202,906	545,048	342,142	62.8%	84,787

At the time this budget was being prepared the 50 year Jetty plan was being revised and structural assessments were being carried out. To this end, some of the scheduled works were able to be moved forward and as such were not required to be completed this financial year. There will be a variance to budget in the order of $200k come June 30; where these monies will remain in the Jetty Reserve to fund the rescheduled works going forward.

Various	Coastal & Boating	187,670	1,136,800	949,130	83.5%	(93,862)

68% of the variance valued at $776k is attributable to both the stage 2 West Busselton & Forth Street seawall works. A report to Council in late January resulted in a decision to only proceed with the West Busselton works at this time with some of these costs to be offset by the Forth Street Seawall project that has been put on hold. This project will be commenced with on site after the Easter Weekend, and will be completed before the end of the FY.

18% of the variance values at $200k is associated with a Coastal Adaptation project re the Mitigation of Coastal Flooding. This project is in the design phase, and a major portion of the funding should be expended before the end of the FY, subject to the availability of resources and material.

Included in this variance is sand renourishment costs over budget $88.5k YTD. These costs have since been reassigned back in against operations in March. This budget may be addressed via a budget amendment. The City secured $50k in grant funding for sand renourishment that is not yet included on the budget.

Various	Waste Services	644,671	1,037,500	392,829	37.9%	(178,859)
Works associated with the Busselton Landfill Post-Closure Capping, Rehab & Remediation budget set at $1m is $408k under budget YTD with the focus on development of the phase two landfill budgeted at $500k taking priority. Costs associated with new Liquid Waste Pond are over budget $49k YTD, this is a timing variance only with the total project expected to come in under its budgeted $410k price tag.						
Various	Townscape & Vasse River	51,463	777,582	726,119	93.4%	230,644
No physical works of any significance associated with projects in this category have yet to commence, however planning is well advanced. Some of the townscape works in Dunsborough valued at $1.057m will be staged, between the 21/22 and 22/23 financial years. Major Vasse River works valued at $640,000 will commence in April.						
Various	Other P&G Infrastructure	5,085,789	7,058,635	1,972,846	27.9%	(531,708)
There are 45 individual Parks & Gardens capital projects budgeted this financial year ranging in value from between a mere $1.8k to $2.118m. • 74% of the YTD variance valued at $ 1.468m is associated with the Dunsborough Lakes Sporting Precinct project and the new Non-Potable Water Network both under construction. • The Barnard Park East Foreshore Landscaping project is reported at $237k over expended to the annual budget. This variance is anticipated to increase to an est. $550k over expenditure to budget, this has been highlighted in Councillor briefings.						
Various	Drainage	16,616	140,800	124,184	88.2%	31,784
The YTD variance to budget is largely associated with the Carey Street drainage upgrade project which has now commenced. This variance will reduce significantly by the end of March report.						
Various	Regional Airport & Industrial Park Infrastructure	81,197	208,396	127,198	61.0%	-
YTD actual is made up of four separate account strings all part of the Airport development project. Some are completed (underspent) and others may not be spent until the end of the FY depending on timing of the works. A nominal amount was budgeted for unforeseen noise mitigation requirements, resulting from the commencement of RPT services. Some of these works have only just commenced.						

6. Proceeds From Sale of Assets

YTD there have been minimal proceeds from sale of assets recorded against the YTD budget of $634K. This is due to the continuing delays in delivery of acquisitions, and the associated transfer to auction of the vehicles being replaced. Some vehicles that were planned to be traded/auctioned have also been retained and redeployed instead.

7. Proceeds from New Loans

By YTD February it was forecast that two self-supporting loans totalling $5.25M would have been drawn, which has not happened at this time. A further $125K of self-supporting loans to community groups was also forecasted to have been drawn and on-lent by this stage of the financial year. The combination of these things accounts for the $5.375M positive variance YTD.

This is offset by a corresponding negative timing variance of $5.375M in Advances to Community Groups.

8. Total Loan Repayments - Principal

Repayments of the principal on loans is $233K under budget YTD, due to the loan for the BPACC not proceeding in the timeframe as budgeted.

9. Repayment Capital Lease

The YTD overspend compared to budget is purely a timing related variance, with a number of lease repayments forecast for March occurring in February. This will balance out by year end.

10. Advances to Community Groups

Although it is not possible to predict when these loans will be applied for, the negative variance is 100% offset by the positive variance in Proceeds from New Loans outlined above. YTD the variance is $5.375M mainly due to the AUDC being put on hold.

11. Transfer to Restricted Assets

There is a YTD variance in transfers to Restricted Assets of $19.7M because there is no budget for this item during the year, as the transfers are usually not possible to predict, and are fully reconciled only at year end.

At the time of budgeting it is not possible to predict what grants will be received in what timeframe, nor when they will be spent and hence potentially transferred to Restricted Assets (or unspent portions thereof). Loans ($10M) received for BPACC was transferred to restricted assets until utilized. Also, the following grants, totaling $6.1M, have been received and transferred to Restricted Assets for which there was no budgeted transfer:

- $50K for the Causeway Road Shared Path Project from the Department of Transport;
- $3M for various roads projects from Main Roads, State Blackspot Fund, the Regional Roads Program and the Road Safety Innovation Fund;
- $80K for the Dunsborough youth space project from the Department of Primary Industries and Regional Development;
- $54K from Lotterywest for the Strengthening & Adapting Organisations program;
- $526K from DFES for the Mitigation Activity Fund and shared costs of the Emergency Services Manager;
- $60K from the Federal Government Community Grants Hub for Community Child Care Sustainability programs;
- $11K from the South West Catchment Council - National Landcare Program for the planting of 4,000 seedlings;
- $20K from Australia's South West to fund an aviation research report for the Recovery for Regional Tourism Project Control Group;
- $100K from the Department of Primary Industries & Regional Development for the expansion of the CCTV network;
- $25K from Rio Tinto for Youth Development Services;
- $4.9K from the Busselton Senior Citizens to go towards the expansion project;
- $137K from the Department of Industry, Science, Energy and Resources for improvements to safety and accessibility at the airport;
- $100K from the Southwest Development Corporation do develop a training and marketing campaign to build a pool of skilled hospitality workers in the region;
- $330K from the Department of Primary Industries & Regional Development's Community Stewardship Program, for the removal of sediment in the lower Vasse river;
- $250K from Rio Tinto for the BPACC project;
- $30K from the Department of Primary Industries & Regional Development's Small Grants Program 2021 for the upgrade of the women's change rooms at Bovell Sports Park;

- $150K from the WA Waste Authority for the "Tip Shop" development;
- $30.8K from the Department of Local Government, Sport and Cultural Industries for the "Creative Art for Heart" initiative; and
- $17.4K from the Department of Transport, from the RADS program, for the perimeter fencing at the airport.

Developer contributions, deposits and bonds are inherently hard to predict and budget for. An annual amount of $22K was budgeted for later in the year, however $3.6M has been received YTD, including $1.5M for road works bonds and $575K for caravan park deposits.

11. Transfer from Restricted Assets

YTD there has been $5.2M transferred from Restricted Assets into the Municipal Account. This was mainly attributable to $500K of Bushfire Mitigation Activity funds that did not need to be restricted, $280k attributable to cash in lieu of public open space to recoup Muni for expenditure incurred to reporting date, $1.2M utilized of the BPACC loan funds, and $3.2M of various roadworks grant & bond funding that has been utilised.

Investment Report

Pursuant to the Council's Investment Policy, a report is to be provided to the Council on a monthly basis, detailing the investment portfolio in terms of performance and counterparty percentage exposure of total portfolio. The report is also to provide details of investment income earned against budget, whilst confirming compliance of the portfolio with legislative and policy limits.

As at 28th February 2022 the value of the City's invested funds totalled $97M, down from $100M as at 31st January 2022. The decrease is due to the transfer of $3M from the 11am account.

As at 28th February 2022 the 11AM account balance is $11.0M, down from $14M as at 31st January 2022 due to the above transfer which is to provide funds for ongoing operating expenses.

During the month of February six term deposits totalling the amount of $16.5M matured. These were renewed for a further 109 days at 0.39% on average.

The official cash rate remains steady for the month of January at 0.10%. This will continue to have an impact on the City's interest earnings for the foreseeable future.

Borrowings Update

During the month no new loans were drawn nor any repayments made. The attached Loan Schedule outlines the status of all existing loans as at February YTD.

Chief Executive Officer – Corporate Credit Card

Details of transactions made on the Chief Executive Officer's corporate credit card during February 2022 are provided below to ensure there is appropriate oversight and awareness.

Date	Payee	Description	$ Amount
02/02/22	The Lockup Coffee House	BPACC SOD Turning coffees	$71.00
02/02/22	The Lockup Coffee House	BPACC SOD Turning coffees	$21.00
15/02/22	The Good Egg	CEO/Mayor lunch with Shire of Capel	$117.00
21/02/22	The Australian Institute of Company Directors	Membership Renewal - M. Archer	*$605.00
		TOTAL	**$814.00**

* Funding from CEO's professional development allowance under contract.

Donations & Contributions Received

During the month no donations or contributions were received.

Statutory Environment

Section 6.4 of the Act and Regulation 34 of the Regulations detail the form and manner in which a local government is to prepare financial activity statements.

Relevant Plans and Policies

There are no relevant plans or policies to consider in relation to this matter.

Financial Implications

Any financial implications are detailed within the context of this report.

Stakeholder Consultation

No external stakeholder consultation was required or undertaken in relation to this matter.

Risk Assessment

An assessment of the potential implications of implementing the officer recommendation has been undertaken using the City's risk management framework, with risks assessed taking into account any controls already in place. No risks of a medium or greater level have been identified.

Options

The Statements of Financial Activity are presented in accordance with Section 6.4 of the Act and Regulation 34 of the Regulations and are to be received by Council. Council may wish to make additional resolutions as a result of having received these reports.

CONCLUSION

As at 28th February 2022, the City's net current position stands at $14.5M. The City's financial performance is considered satisfactory, and cash reserves remain strong.

TIMELINE FOR IMPLEMENTATION OF OFFICER RECOMMENDATION

Not applicable.

City of Busselton
Loan Schedule - as at 28th February 2022

Purpose	Loan Number	Institut-ion	Budgeted Interest Rate	Term (Years)	Expiry	Actual Interest Rate	2021/22 Actual New Loans	2021/22 Actual Principal Repayments	2021/22 Balance of Principal Owing	2021/22 Actual Interest Repayments	Budget Principal 1 July 2021	2021/22 Budget New Loans	2021/22 Budget Principal Repayments	Budget Principal Outstanding 30 June 2022	2021/22 Budget Interest Repayments
			%			%	$	$	$	$	$	$	$	$	$
Council Loans															
Administration															
Civic and Administration Centre	207	WATC	4.51	20	Jun-34	4.51		383,088	12,986,819	299,344	13,369,907	-	(774,864)	12,595,043	(590,000)
Other Property and Services															
Lot 40 Vasse Highway	210	WATC	3.61	10	Dec-25	3.61		-	850,000	15,343	850,000	-	-	850,000	(30,685)
Recreation and Culture															
Geothermal Heating GLC	202	WATC	3.98	10	Jun-23	3.98		30,177	94,201	2,326	124,379	-	(60,958)	63,421	(4,048)
Busselton Foreshore	204	WATC	4.36	15	Jun-29	4.36		35,784	641,231	14,565	677,015	-	(72,352)	604,663	(28,346)
GLC Extensions	205	WATC	3.92	10	Jun-24	3.92		65,328	346,454	7,752	411,782	-	(131,942)	279,840	(14,218)
Busselton Foreshore	209	WATC	3.45	12	Jun-27	3.45		272,461	3,338,532	63,069	3,610,993	-	(549,793)	3,061,200	(121,266)
Busselton Foreshore	211	WATC	2.55	8	Oct-24	2.55		287,085	1,100,735	24,720	1,387,820	-	(384,003)	1,003,817	(31,737)
Busselton Foreshore Jetty Precinct	215	WATC	3.25	10	Apr-28	3.25		117,634	1,715,025	29,781	1,832,659	-	(237,180)	1,595,480	(57,650)
Tennis Club Facility	216	WATC	3.25	10	Apr-28	3.25		129,398	1,886,528	32,759	2,015,925	-	(260,898)	1,755,027	(63,415)
Lot 10 Commonage Road	217	WATC	3.25	10	Apr-28	3.25		75,286	1,097,616	19,060	1,172,902	-	(151,795)	1,021,107	(36,896)
Busselton Tennis Club	218	WATC	2.21	10	Jun-29	2.21		58,890	965,857	11,161	1,024,747	-	(118,433)	906,314	(21,670)
Performing Arts / Convention Centre	225	WATC	1.46	10	Dec-31	2.10	5,000,000		5,000,000		-	5,000,000	(467,852)	4,532,148	(70,446)
Performing Arts / Convention Centre	226	WATC	2.02	15	Dec-36	2.39	5,000,000		5,000,000		-	5,000,000	(143,468)	4,856,532	(50,139)
Transport															
Land Acquisition for Parking	203	WATC	4.19	8	Sep-21	4.19		40,142	-	420	40,142	-	(40,142)	-	(420)
Airport Jet A1 Installation	206	WATC	3.92	10	Jun-24	3.92		19,054	101,049	2,261	120,103	-	(38,483)	81,620	(4,147)
Airport Freight Hub Stage 1	219	WATC	2.21	10	Jun-29	2.21		69,726	1,143,575	13,215	1,213,301	-	(140,225)	1,073,076	(25,657)
							10,000,000	**1,584,053**	**36,267,622**	**535,775**	**27,851,675**	**10,000,000**	**(3,572,388)**	**34,279,287**	**(1,150,740)**
Self-Supporting Loans															
Recreation and Culture															
Busselton Football and Sportsman's Club	208	WATC	2.93	10.25	Apr-25	2.93		1,514	11,241	181	12,756	-	(3,051)	9,705	(340)
Dunsborough and Districts Country Club	212	WATC	3.04	10	May-27	3.04		5,551	66,927	1,102	72,479	-	(11,187)	61,291	(2,119)
Geographe Bay Yacht Club	213	WATC	3.04	10	May-27	3.04		4,870	58,708	966	63,578	-	(9,813)	53,764	(1,859)
Dunsborough and Districts Country Club	214	WATC	3.19	10	Sep-27	3.19		5,265	70,125	1,202	75,390	-	(10,613)	64,777	(2,321)
Busselton Tennis Club	220	WATC	1.37	7	Sep-26	1.37		3,493	34,407	254	37,900	-	(7,011)	30,889	(483)
Busselton Hockey Club Stadium	221	WATC	1.31	10	Jun-30	1.31		2,144	38,675	264	40,819	-	(4,302)	36,517	(514)
Busselton Golf Club	222	WATC	1.45	10	Jun-31	1.45		5,130	104,870	915	110,000	-	(10,297)	99,703	(1,666)
Dunsborough Bay Yacht Club (part of Community Group 21/22 budget)	223	WATC	2.77	5	Dec-26	1.57	25,000		25,000		-	25,000	(2,413)	22,587	(239)
Geographe Bay Yacht Club (part of Community Group 21/22 budget)	224	WATC	2.77	10	Dec-31	2.42	50,000		50,000		-	50,000	(2,224)	47,776	(440)
Community Groups 21/22 $200K (remaining portion of budget)	New	WATC	2.77								-	125,000	(4,578)	120,422	(1,002)
Economic Services															
Geographe Bay Tourism Association	201	WATC	4.76	10	Sep-21	4.76		3,100	-	37	3,100	-	(3,100)	-	(37)
MRBTA - Ancient Lands Discovery Park	227	WATC	2.77	10	Mar-32	2.77			-		-	1,250,000	(23,576)	1,226,424	(17,231)
Jetty AUDC	New	WATC	2.77								-	4,000,000	(174,868)	3,825,132	(54,797)
							75,000	**31,067**	**459,954**	**4,921**	**416,021**	**5,450,000**	**(267,033)**	**5,598,988**	**(83,048)**
Total - Council and Self-supporting Loans							**10,075,000**	**1,615,120**	**36,727,576**	**540,696**	**28,267,696**	**15,450,000**	**(3,839,421)**	**39,878,275**	**(1,233,787)**

City of Busselton

Statement of Financial Activity

Year to Date As At 28th February 2021

	2021/2022 Actual YTD	2021/2022 Amended Budget YTD	2021/2022 Original Budget YTD	2021/2022 Amended Budget	2021/2022 Original Budget	2021/22 YTD Bud (A) Variance
	$	$	$	$	$	%
Revenue from Ordinary Activities						
Rates	54,758,430	54,734,760	54,734,760	54,933,780	54,933,780	0.04%
Operating Grants, Subsidies and Contributions	2,741,407	2,736,888	2,736,888	4,830,088	4,730,088	0.17%
Fees & Charges	15,184,413	14,597,005	14,474,432	18,102,218	18,102,218	4.02%
Other Revenue	511,965	232,567	232,567	414,950	414,950	120.14%
Interest Earnings	549,441	512,546	512,546	609,250	609,250	7.20%
	73,745,657	**72,813,766**	**72,691,193**	**78,890,286**	**78,790,286**	**1.28%**
Expenses from Ordinary Activities						
Employee Costs	(22,060,795)	(22,800,994)	(22,791,627)	(34,562,209)	(34,562,209)	3.25%
Materials & Contracts	(10,746,248)	(12,093,462)	(12,266,908)	(20,345,296)	(20,245,296)	11.14%
Utilities (Gas, Electricity, Water etc)	(1,684,177)	(1,762,123)	(1,762,123)	(2,774,773)	(2,774,773)	4.42%
Depreciation on non current assets	(15,924,943)	(16,471,524)	(16,471,524)	(24,957,238)	(24,957,238)	3.32%
Insurance Expenses	(783,825)	(777,624)	(777,624)	(777,707)	(777,707)	-0.80%
Other Expenditure	(2,115,578)	(4,069,278)	(4,119,276)	(9,685,100)	(9,685,100)	48.01%
Allocations	681,770	1,245,939	1,245,939	2,167,220	2,167,220	45.28%
	(52,633,795)	**(56,729,066)**	**(56,943,143)**	**(90,935,103)**	**(90,835,103)**	**7.22%**
	(16,492,620)					
Borrowings Cost Expense						
Interest Expenses	(567,678)	(600,087)	(600,087)	(1,262,247)	(1,262,247)	5.40%
	(567,678)	**(600,087)**	**(600,087)**	**(1,262,247)**	**(1,262,247)**	**5.40%**
Non-Operating Grants, Subsidies and Contributions	1,850,609	9,657,655	9,657,655	34,850,687	34,846,780	-80.84%
Profit on Asset Disposals	5,601	34,998	34,998	46,714	46,714	-84.00%
Loss on Asset Disposals	(10,040)	(63,149)	(63,149)	(65,149)	(65,149)	84.10%
	1,846,170	**9,629,504**	**9,629,504**	**34,832,252**	**34,828,345**	**-80.83%**
Net Result	**22,390,355**	**25,114,117**	**24,777,467**	**21,525,188**	**21,521,281**	**-10.85%**
Adjustments for Non-cash Revenue & Expenditure						
Depreciation	15,924,943	16,471,524	16,471,524	24,957,238	24,957,238	
Donated Assets	(1,104,570)	0	0	(5,600,000)	(5,600,000)	
(Profit)/Loss on Sale of Assets	38,946	28,151	28,151	18,435	18,435	
Allocations & Other Adjustments	(349,986)	0	0	0	0	
Deferred Pensioner Movements (Non-current)	12,506	0	0	0	0	
Recording of Employee Benefit Provisions (NC)	0	0	0	0	0	
Deposit & Bonds Movements (cash backed NC)	982,927	0	0	0	0	
Future Obligations Net Movements (NC)	5,100,109	485,152	485,152	(3,055,520)	(3,008,812)	
Capital Revenue & (Expenditure)						
Land & Buildings	(1,858,670)	(14,548,613)	(14,584,578)	(22,802,632)	(22,838,597)	87.22%
Plant & Equipment	(835,516)	(2,025,000)	(2,025,000)	(2,890,000)	(2,870,000)	58.74%
Furniture & Equipment	(180,767)	(549,191)	(549,191)	(828,800)	(828,800)	67.08%
Infrastructure	(11,992,351)	(22,101,394)	(22,532,333)	(38,537,750)	(38,334,501)	45.74%
Proceeds from Sale of Assets	28,839	634,278	634,278	776,071	776,071	-95.45%
Proceeds from New Loans	10,075,000	15,450,000	15,450,000	25,450,000	15,450,000	-34.79%
Self Supporting Loans - Repayment of Principal	31,067	31,066	31,066	267,033	267,033	0.00%
Total Loan Repayments - Principal	(1,615,120)	(1,848,193)	(1,848,193)	(3,839,418)	(3,839,418)	12.61%
Repayment Capital Lease	(442,654)	(365,278)	(365,278)	(489,199)	(489,199)	-21.18%
Advances to Community Groups	(75,000)	(5,450,000)	(5,450,000)	(5,450,000)	(5,450,000)	98.62%
Transfer to Restricted Assets	(19,672,505)	0	0	(10,021,740)	(21,740)	-100.00%
Transfer from Restricted Assets	5,197,680	0	0	1,735,682	1,688,974	100.00%
Transfer to Reserves	(14,269,101)	(14,282,343)	(14,282,343)	(22,109,232)	(22,109,232)	0.09%
Transfer from Reserves	4,663,076	3,076,832	3,076,832	39,544,446	39,381,069	51.55%
Opening Funds Surplus/ (Deficit)	2,448,380	2,448,380	2,448,380	2,448,380	2,448,380	
Net Current Position - Surplus / (Deficit)	**14,497,587**	**2,569,489**	**1,765,935**	**1,098,182**	**1,118,182**	

City of Busselton

Net Current Position

Year to Date As At 28th February 2021

	2021/22 Actual	2021/22 Amended Budget	2021/22 Original Budget	2020/21 Actual
	$	$	$	$
NET CURRENT ASSETS				
CURRENT ASSETS				
Cash - Unrestricted	6,139,802	4,147,819	4,167,819	5,498,018
Cash - Restricted	97,691,068	54,510,283	54,720,367	73,659,438
Sundry Debtors	2,414,317	2,263,362	2,263,362	2,229,605
Rates Outstanding - General	8,132,845	586,388	586,388	586,388
Stock on Hand	917,995	900,000	900,000	936,902
	115,296,027	**62,407,852**	**62,637,936**	**82,910,351**
LESS: CURRENT LIABILITIES				
Bank Overdraft	0	0	0	0
Sundry Creditors	3,107,372	6,799,387	6,799,387	6,802,533
Obligations Liability (C)	0	4,000,000	4,000,000	3,736,544
Performance Bonds	4,407,409	3,424,482	3,424,482	3,424,482
	7,514,781	**14,223,869**	**14,223,869**	**13,963,559**
Current Position (inclusive of Restricted Funds)	107,781,246	48,183,983	48,414,067	68,946,792
Add: Cash Backed Obligations Liability (C)	0	4,000,000	4,000,000	3,736,544
Add: Cash Backed Liabilities (Deposits & Bonds)	4,407,409	3,424,482	3,424,482	3,424,482
Less: Cash - Restricted Funds	(97,691,068)	(54,510,283)	(54,720,367)	(73,659,438)
NET CURRENT ASSET POSITION	**14,497,587**	**1,098,182**	**1,118,182**	**2,448,380**

City of Busselton
Capital Construction & Acquisition Report
Property, Plant & Equipment, Infrastructure
Year to date as at 28th February 2022

	Description	2020/ 21 Actual	2020/21 Amended Budget YTD	2020/21 Original Budget YTD	2020/21 Amended Budget	2020/21 Original Budget	2020/21 Budget YTD Variance
		$	$	$	$	$	%
>> Property, Plant & Equipment							
	Land						
10610	Property Services Administration	2,599	33,336	33,336	50,000	50,000	-92.20%
		2,599	**33,336**	**33,336**	**50,000**	**50,000**	**-92.20%**
	Buildings						
	Major Projects						
	Major Project - Dunsborough Lakes						
B9614	Dunsborough Lakes Sporting Precinct-Pavilion/Changeroom Fac.	11,372	483,334	483,334	1,300,000	1,300,000	-97.65%
		11,372	483,334	483,334	1,300,000	1,300,000	-97.65%
	Major Project - Administration Building						
B9010	Adminstration Building Minor Works	760	0	0	0	0	0.00%
B9012	Civic and Administration Building Replacement of Cladding	108,610	80,000	80,000	500,000	500,000	35.76%
		109,370	80,000	80,000	500,000	500,000	36.71%
	Major Project - BPACC						
B9538	Weld Theatre	0	52,000	52,000	130,000	130,000	-100.00%
B9591	Performing Arts Convention Centre	0	12,279,880	12,279,880	18,420,297	18,420,297	-100.00%
B9623	BPACC - Construction	1,114,115	0	0	0	0	0.00%
B9626	BPACC - Design of Structure / Professional Fees	51,726	0	0	0	0	0.00%
		1,165,841	12,331,880	12,331,880	18,550,297	18,550,297	-90.55%
	Buildings (Other)						
B9200	Mosquito Control Storage Shed	1,210	0	0	95,000	95,000	0.00%
B9300	Aged Housing Capital Improvements - Winderlup	32,588	40,600	40,600	81,200	81,200	-19.73%
B9301	Aged Housing Capital Improvements - Harris Road	2,662	36,500	36,500	73,000	73,000	-92.71%
B9302	Aged Housing Capital Improvements - Winderlup Court (City)	0	66,600	66,600	81,600	81,600	-100.00%
B9407	Busselton Senior Citizens	108,653	111,750	111,750	111,750	111,750	-2.77%
B9596	GLC Building Improvements	78,117	142,568	142,568	285,150	285,150	-45.21%
B9605	Energy Efficiency Initiatives (Various Buildings	90,791	137,910	137,910	187,100	187,100	-34.17%
B9608	Demolition Allocation (Various Buildings)	0	5,000	5,000	25,000	25,000	-100.00%
B9610	Old Butter Factory	17,991	6,000	6,000	6,000	6,000	199.85%
B9611	Smiths Beach New Public Toilet	0	250,000	250,000	250,000	250,000	-100.00%
B9612	Churchill Park Renew Sports Lights	73,562	212,850	212,850	212,850	212,850	-65.44%
B9613	CCTV Installation	29,921	20,000	20,000	50,000	50,000	49.60%
B9615	Naturaliste Community Centre AMP	641	57,600	57,600	72,000	72,000	-98.89%
B9616	Buildings Asset Management Plan High Use Allocation	80,413	90,000	90,000	150,000	150,000	-10.65%
B9617	Buildings AMP Renewal Allocation - Meelup Ablution	7,389	120,000	120,000	200,000	200,000	-93.84%
B9619	Railway House Public Ablution Improvements	15,822	14,000	14,000	14,000	14,000	13.01%
B9620	YCAB/ SLSC Improvements	6,017	15,000	15,000	19,000	19,000	-59.89%
B9621	Bovell Construction of Changerooms	0	0	0	90,000	90,000	0.00%
B9622	Dunsborough Youth Centre Building Construction	15,740	0	0	80,000	80,000	0.00%
B9711	Busselton Airport - Building	3,659	12,200	12,200	12,200	12,200	-70.01%
B9717	Airport Construction, Existing Terminal Upgrade	0	46,485	82,450	46,485	82,450	-100.00%
B9720	BMRA Hangars	0	210,000	210,000	210,000	210,000	-100.00%
B9808	Busselton Jetty Tourist Park Upgrade	4,314	25,000	25,000	50,000	50,000	-82.75%
		569,488	1,620,063	1,656,028	2,402,335	2,438,300	-64.85%
	Total Buildings	**1,856,072**	**14,515,277**	**14,551,242**	**22,752,632**	**22,788,597**	**-87.21%**
	Plant & Equipment						
10250	Information & Communication Technology Services	0	40,000	40,000	40,000	40,000	-100.00%
10372	Dunsborough Cemetery	0	20,000	20,000	20,000	20,000	-100.00%
10380	Busselton Library	31,805	40,000	40,000	40,000	40,000	-20.49%
10540	Recreation Administration	0	40,000	40,000	40,000	40,000	-100.00%
10610	Property Services Administration	0	35,000	35,000	35,000	35,000	-100.00%
10630	Economic and Business Development Administration	0	75,000	75,000	75,000	75,000	-100.00%
10810	Statutory Planning	0	35,000	35,000	35,000	35,000	-100.00%
10830	Environmental Management Administration	34,507	35,000	35,000	35,000	35,000	-1.41%
10920	Environmental Health Services Administration	0	40,000	40,000	40,000	40,000	-100.00%
10950	Animal Control	0	50,000	50,000	50,000	50,000	-100.00%
11000	Engineering & Works Services Support	50,332	50,000	50,000	50,000	50,000	0.66%
11101	Engineering Services Administration	0	35,000	35,000	35,000	35,000	-100.00%
11107	Engineering Services Design	69,015	140,000	140,000	185,000	185,000	-50.70%
11151	Airport Operations	0	15,000	15,000	15,000	15,000	-100.00%
11202	Building Facilities - Weather Station Installations	10,280	0	0	20,000	0	0.00%
11401	Depot Workshop	0	10,000	10,000	10,000	10,000	-100.00%
11402	Plant Purchases (P10)	420,639	446,000	446,000	896,000	896,000	-5.69%
11403	Plant Purchases (P11)	130,486	364,000	364,000	579,000	579,000	-64.15%
11404	Plant Purchases (P12)	88,453	515,000	515,000	515,000	515,000	-82.82%
11407	P&E - P&G Smart Technologies	0	0	0	100,000	100,000	0.00%
11500	Operations Services Administration	0	40,000	40,000	75,000	75,000	-100.00%
B1024	Wilyabrup Bushfire Brigade	0	0	0	0	0	0.00%
B1029	Busselton Branch SES	0	0	0	0	0	0.00%

City of Busselton
Capital Construction & Acquisition Report
Property, Plant & Equipment, Infrastructure
Year to date as at 28th February 2022

	Description	2020/ 21 Actual	2020/21 Amended Budget YTD	2020/21 Original Budget YTD	2020/21 Amended Budget	2020/21 Original Budget	2020/21 Budget YTD Variance
		835,516	**2,025,000**	**2,025,000**	**2,890,000**	**2,870,000**	**-58.74%**
	Furniture & Office Equipment						
10250	Information & Communication Technology Services	97,783	220,891	220,891	441,800	441,800	-55.73%
10380	Busselton Library	25,987	21,150	21,150	21,150	21,150	22.87%
10558	Events	0	200,000	200,000	200,000	200,000	-100.00%
10590	Naturaliste Community Centre	16,326	43,300	43,300	60,000	60,000	-62.30%
10591	Geographe Leisure Centre	0	0	0	30,000	30,000	0.00%
10625	Art Geo Administration	10,000	10,000	10,000	10,000	10,000	0.00%
10900	Cultural Planning	4,722	13,400	13,400	25,400	25,400	-64.76%
B1000	Administration Building- 2-16 Southern Drive	6,104	14,000	14,000	14,000	14,000	-56.40%
B1350	Churchill Park- Other Buildings	0	26,450	26,450	26,450	26,450	-100.00%
B1450	Depot Building-Busselton	17,776	0	0	0	0	0.00%
G0031	Dunsborough Waste Facility	2,068	0	0	0	0	0.00%
		180,767	**549,191**	**549,191**	**828,800**	**828,800**	**-67.08%**
	Sub-Total Property, Plant & Equipment	**2,874,953**	**17,122,804**	**17,158,769**	**26,521,432**	**26,537,397**	**-83.21%**
	>> Infrastructure						
	Roads						
S0005	Ludlow Hithergreen Road - Stage 1 Recon & Widen	2,950	0	0	0	0	0.00%
S0008	Yelverton North Road - Second Coat Seal	96	0	0	0	0	0.00%
S0026	Payne Road	2,250	20,000	20,000	30,000	30,000	-88.75%
S0048	Bussell Highway	395,531	822,100	822,100	1,197,100	1,197,100	-51.89%
S0070	Peel & Queen Street Roundabout Service Relocation	51,974	610,500	610,500	610,500	610,500	-91.49%
S0072	Kaloorup Road - Reconstruct and Seal Shoulders	104,491	130,300	130,300	130,300	130,300	-19.81%
S0075	Local Road and Community Infrastructure Program	57	0	0	0	0	0.00%
S0076	Kaloorup Road (Stage 1)	139,780	558,802	558,802	979,550	979,550	-74.99%
S0077	Ludlow-Hithergreen Stage 2 Reconstruct & Widen	199,519	180,004	180,004	360,000	360,000	10.84%
S0078	Sugarloaf Road	131,482	301,500	804,000	1,206,000	1,206,000	-56.39%
S0321	Yoongarillup Road - Second Coat Seal	0	50,000	50,000	100,000	100,000	-100.00%
S0329	Georgette Street Reconstruction	(3,641)	0	0	0	0	0.00%
S0330	Hakea Way Asphalt Overlay	(3,088)	0	0	0	0	0.00%
S0331	Barracks Drive Spray Seal	358	65,488	65,488	130,980	130,980	-99.45%
S0332	Inlet Drive Spray Seal	0	23,498	23,498	47,000	47,000	-100.00%
S0333	Chapman Crescent Spray Seal	0	39,000	39,000	78,000	78,000	-100.00%
S0334	Chapman Hill Road	1,826	748,000	748,000	1,496,000	1,496,000	-99.76%
S0335	Kaloorup Road	1,560	240,950	240,950	481,900	481,900	-99.35%
S0336	Wildwood Road	1,801,423	937,750	937,750	1,875,500	1,875,500	92.10%
T0020	Capel Tutunup Road	16,205	0	0	0	0	0.00%
V0007	Causeway Road - Molloy Street Intersection	2,400	187,500	187,500	375,000	375,000	-98.72%
W0048	Falkingham Road	322	0	0	0	0	0.00%
W0050	Gale Street	1,993	0	0	0	0	0.00%
W0067	Ford Road Reconstruct and Asphalt Overlay	36,911	0	0	0	0	0.00%
W0075	Ludlow Hithergreen Road	7,409	28,496	28,496	57,000	57,000	-74.00%
W0078	North Jindong Road	1,243	0	0	0	0	0.00%
W0114	Wonnerup South Road	0	34,996	34,996	70,000	70,000	-100.00%
W0121	Geographe Bay Road Quindalup	(10,157)	0	0	0	0	0.00%
W0231	Carey Street - Asphalt Overlay & Kerb	2,057	0	0	0	0	0.00%
W0246	Barnard Park East Foreshore Stage 2 Capital Works	366,668	267,666	267,666	403,000	403,000	36.99%
W0247	Harvest Road Asphalt Overlay Kerb & Footpath	2,445	0	0	0	0	0.00%
W0254	Bird Crescent Asphalt Overlay	(9,402)	0	0	0	0	0.00%
W0258	Jingarie Place Reconstruction	(23,495)	0	0	0	0	0.00%
W0262	Yallingup Siding Road Resheet	643	0	0	0	0	0.00%
W0264	Caves Road - Median Crossing	1,640	20,350	20,350	20,350	20,350	-91.94%
W0265	Seascape Rise - Road Safety Upgrade	11,642	189,875	189,875	236,000	236,000	-93.87%
W0266	Layman Road Pull Over Bay	(6,318)	0	0	0	0	0.00%
W0267	Road Safety Signage Infrastructure	700	30,250	30,250	30,250	30,250	-97.69%
W0268	Boallia Road Reconstruct and Widen	240,487	402,000	402,000	804,000	804,000	-40.18%
W0269	Dunsborough Lakes Drive Asphalt Overlay	138,341	65,000	65,000	130,000	130,000	112.83%
W0270	Geographe Bay Road (Mann Street End) Asphalt Overlay	211,702	129,500	129,500	259,000	259,000	63.48%
W0271	Gifford Road Reconstruction	6,598	167,000	167,000	334,000	334,000	-96.05%
W0273	Monaghans Way Asphalt Overlay	118,594	62,252	62,252	124,500	124,500	90.51%
W0274	Rendezvous Road Spray Seals	298,553	282,500	282,500	565,000	565,000	5.68%
W0275	Sayers Street Asphalt Overlay	13,072	21,748	21,748	43,500	43,500	-39.89%
W0276	Cape Naturaliste Road - School Warden Crossing Upgrade	52,230	30,000	30,000	60,000	60,000	74.10%
W0277	Commonage & Hayes Road instersection Safety works	240	20,504	20,504	41,000	41,000	-98.83%
W0278	Florence Road Resheet	6,805	5,000	5,000	10,000	10,000	36.10%
W0279	Hanaby Road Resheet	42,560	13,100	13,100	26,200	26,200	224.89%
W0280	Jacka Road Resheet	21,264	10,004	10,004	20,000	20,000	112.56%
W0281	Williamson Road Resheet	34,640	16,512	16,512	33,000	33,000	109.78%
W0282	Wilyabrup Road Resheet	99,139	39,504	39,504	79,000	79,000	150.96%
W0284	Haag Road Resheet	74,568	39,904	39,904	79,800	79,800	86.87%
W0285	Peel Terrace Butter Factory Pedestrian Refuge Construction	498	0	0	0	0	0.00%

City of Busselton
Capital Construction & Acquisition Report
Property, Plant & Equipment, Infrastructure
Year to date as at 28th February 2022

	Description	2020/ 21 Actual	2020/21 Amended Budget YTD	2020/21 Original Budget YTD	2020/21 Amended Budget	2020/21 Original Budget	2020/21 Budget YTD Variance
		4,588,763	**6,791,553**	**7,294,053**	**12,523,430**	**12,523,430**	**-32.43%**
	Bridges						
A0006	Roy Road - Bridge Construction - Bridge 3373A	0	0	0	87,000	87,000	0.00%
A0008	Layman Road Bridge - 3438	0	0	0	234,000	234,000	0.00%
A0014	Bussell Highway - 0241	0	744,000	744,000	744,000	744,000	-100.00%
A0022	Yallingup Beach Road Bridge - 3347	0	700,000	700,000	700,000	700,000	-100.00%
A0023	Kaloorup Road Bridge - 3381	0	0	0	975,000	975,000	0.00%
A0024	Boallia Road Bridge - 4854	0	0	0	1,009,000	1,009,000	0.00%
A0025	Tuart Drive Bridge 0238	0	0	0	3,010,989	3,010,989	0.00%
A0026	Gale Road Bridge 3408A	0	0	0	90,000	90,000	0.00%
A0200	Donated Bridges	0	0	0	0	0	0.00%
		0	**1,444,000**	**1,444,000**	**6,849,989**	**6,849,989**	**-100.00%**
	Car Parks						
C0043	Administration Building Carpark	50,737	33,000	33,000	33,000	33,000	53.75%
C0044	Meelup Coastal Nodes - Carpark upgrade	(2,752)	0	0	0	0	0.00%
C0047	Dunsborough Town Centre Carparking	20,319	120,000	120,000	240,000	240,000	-83.07%
C0050	Forth Street Groyne Carpark - Formalise and Seal	0	53,450	53,450	53,450	53,450	-100.00%
C0053	Car Parking - Rear of Hotel Site 1	16,536	33,850	33,850	33,850	33,850	-51.15%
C0054	Barnard East Car Parking	97,747	104,950	104,950	104,950	104,950	-6.86%
C0055	Barnard Park East Foreshore Car Parking	287,191	292,350	292,350	292,350	292,350	-1.76%
C0056	Hotel Site 2 Carpark	720	153,334	153,334	230,000	230,000	-99.53%
C0064	Dunsborough Lakes Sporting Precinct (Stage 1) - Carparking,	7,900	800,000	800,000	800,000	800,000	-99.01%
C0065	Meelup Coastal Parking & Landscaping	67,506	86,520	86,520	173,000	173,000	-21.98%
		545,905	**1,677,454**	**1,677,454**	**1,960,600**	**1,960,600**	**-67.46%**
	Footpath and Cycleways						
F0030	Peel Terrace (Footpath Renewal)	235	0	0	0	0	0.00%
F0066	Bussell Highway Footpath Sections	851	0	0	0	0	0.00%
F0067	Beach Road Dunsborough Footpath	9,041	0	0	0	0	0.00%
F0089	Barnard East Footpaths	0	89,050	89,050	89,050	89,050	-100.00%
F0090	DAIP - Disability Access	0	8,500	8,500	17,000	17,000	-100.00%
F0093	Webb Street	404	0	0	0	0	0.00%
F0094	Georgette Street	(7,792)	12,950	12,950	12,950	12,950	-160.17%
F0096	Stanley Place	(23,238)	0	0	0	0	0.00%
F0098	Dunsborough Centennial Park Project	0	50,000	50,000	100,000	100,000	-100.00%
F0100	Busselton Foreshore Improvements	38,851	39,650	39,650	39,650	39,650	-2.02%
F0102	Busselton CBD Footpath Renewal	69,692	250,000	250,000	500,000	500,000	-72.12%
F0103	Carey Street Footpath Construction	1,816	110,000	110,000	220,000	220,000	-98.35%
F0105	End of Trip Footpath Construction	0	5,000	5,000	10,000	10,000	-100.00%
F0106	Wayfinding Signage - Footpath & Cycleways	0	6,000	6,000	12,000	12,000	-100.00%
F0107	Arnup Drive Footpath Construction	328	35,000	35,000	70,000	70,000	-99.06%
F0108	Backhouse / Falkingham Footpath Construction	10,303	4,000	4,000	8,000	8,000	157.58%
F0109	Joseph Drive Footpath Construction	15,000	10,000	10,000	20,000	20,000	50.00%
F0110	Sloan Drive Footpath	58,174	47,252	47,252	94,500	94,500	23.12%
F0111	Cook Street Footpath	0	16,624	16,624	33,250	33,250	-100.00%
F0112	Causeway Road Shared Path	2,545	78,800	78,800	197,000	197,000	-96.77%
F1022	Buayanyup Drain Shared Path	411,160	520,800	520,800	520,800	520,800	-21.05%
		587,371	**1,283,626**	**1,283,626**	**1,944,200**	**1,944,200**	**-54.24%**
	Parks, Gardens and Reserves						
	Bussleton Jetty						
C3497	Busselton Jetty - Capital Expenditure	202,906	545,048	545,048	817,550	817,550	-62.77%
		202,906	545,048	545,048	817,550	817,550	-62.77%
	Coastal & Boating						
C0311	Stinger Control	12,616	45,000	45,000	45,000	45,000	-71.96%
C2512	Sand Re-Nourishment	128,542	40,000	40,000	100,000	100,000	221.36%
C1511	RBFS Various Grant Applications	2,500	31,800	31,800	31,800	31,800	-92.14%
C2530	Coastal Structures (West Busselton Seawall - Stage 2)	37,251	390,000	390,000	410,000	410,000	-90.45%
C2532	Coastal Adaptation: Mitigation of Coastal Flooding (Drain M)	0	200,000	200,000	200,000	200,000	-100.00%
C2533	Coastal Adaptation: Forth St (Stage 2)	6,761	430,000	430,000	430,000	430,000	-98.43%
		187,670	1,136,800	1,136,800	1,216,800	1,216,800	-83.49%
	Waste Services						
C2006	Depot Washdown Facility Upgrades	0	82,500	82,500	82,500	82,500	-100.00%
C3474	Regional Waste Hub Development	0	25,000	25,000	50,000	50,000	-100.00%
C3479	Vidler Road Waste Site Capital Improvements	0	50,000	50,000	50,000	50,000	-100.00%
C3481	Transfer Station Development	20,458	100,000	100,000	200,000	200,000	-79.54%
C3489	Liquid Waste Pond Renewal Works	328,928	280,000	280,000	410,000	410,000	17.47%
C3491	Busselton Landfill Post-closure Capping, Rehab & Remediation	91,500	500,000	500,000	1,000,000	1,000,000	-81.70%
C3492	City Lined Landfill Stage 2 - Preliminary Works	203,784	0	0	500,000	500,000	0.00%
		644,671	1,037,500	1,037,500	2,292,500	2,292,500	-37.86%
	Townscape & Vasse River						
C1006	Townscape Street Furniture Replacement - Dunsborough	2,742	15,000	15,000	15,000	15,000	-81.72%
C1012	Townscape Street Furniture Replacement - Busselton	0	5,000	5,000	10,000	10,000	-100.00%
C1026	Townscape Works Dunsborough	43,256	543,336	543,336	1,057,567	1,057,567	-92.04%
C3130	Vasse Birchfields Bore	3,025	0	0	0	0	0.00%
C3166	Vasse River Foreshore - Bridge to Bridge	2,440	0	0	28,000	28,000	0.00%
C3238	Vasse River - General Upgrade	0	14,246	14,246	28,500	28,500	-100.00%

City of Busselton
Capital Construction & Acquisition Report
Property, Plant & Equipment, Infrastructure
Year to date as at 28th February 2022

	Description	2020/ 21 Actual	2020/21 Amended Budget YTD	2020/21 Original Budget YTD	2020/21 Amended Budget	2020/21 Original Budget	2020/21 Budget YTD Variance
C3243	Vasse River - Ongoing Restoration of River Habitat	0	200,000	200,000	640,000	640,000	-100.00%
		51,463	777,582	777,582	1,779,067	1,779,067	-93.38%
	Other P&G Infrastructure						
C1605	Busselton Cemetery Infrastructure Upgrades	3,448	15,650	15,650	40,000	40,000	-77.97%
C1609	Pioneer Cemetery - Implement Conservation Plan	3,417	5,581	5,581	20,000	20,000	-38.78%
C1610	Dunsborough Cemetery	0	0	0	20,300	20,300	0.00%
C1752	Beach Access Improvements	0	40,000	40,000	40,000	40,000	-100.00%
C1753	Eagle Bay Viewing Platform	82,743	95,450	95,450	95,450	95,450	-13.31%
C3006	Playgrounds General - Replacement of playground equipment	15,416	8,334	8,334	25,000	25,000	84.98%
C3007	Park Furniture Replacement - Replace aged & unsafe Equip	353	12,500	12,500	25,000	25,000	-97.18%
C3046	Dunsborough - BMX / Skatebowl	4,999	10,000	10,000	10,000	10,000	-50.01%
C3048	BBQ Placement and Replacement	9,586	5,000	5,000	10,000	10,000	91.73%
C3116	Dawson Park (Mcintyre St Pos)	155,799	182,200	182,200	182,200	182,200	-14.49%
C3122	Rails to Trails - Continuation of Implementation Plan	314	50,000	50,000	100,000	100,000	-99.37%
C3143	NCC Infrastructure	8,000	0	0	0	0	0.00%
C3177	Shade Sail Program	2,495	50,000	50,000	100,000	100,000	-95.01%
C3189	Barnard East Conservation Area	321	20,000	20,000	30,000	30,000	-98.40%
C3193	Cricket Wicket Renewal	7,364	15,000	15,000	15,000	15,000	-50.91%
C3198	Vasse SAR Area General Improvements to the Area	33,221	32,157	32,157	65,000	65,000	3.31%
C3200	Provence SAR Area General Improvements to the Area	20,007	0	0	80,000	80,000	0.00%
C3202	Port Geographe Street Light Replacement	22,013	21,550	21,550	21,550	21,550	2.15%
C3203	Port Geographe General Improvements/ Foreshore	1,272	25,438	25,438	50,875	50,875	-95.00%
C3206	Landscaping - Old Busselton Tennis Club Site	(3,392)	0	0	0	0	0.00%
C3207	Barnard East Underground Power	136,779	158,300	158,300	158,300	158,300	-13.60%
C3208	Barnard East Landscaping	1,943	150	150	150	150	1195.12%
C3210	McBride Park - POS Upgrade	0	1,850	1,850	1,850	1,850	-100.00%
C3211	Tulloh St (Geographe Bay Road) - POS Upgrade	83,390	88,250	88,250	88,250	88,250	-5.51%
C3213	Cabarita Road - POS Upgrade	0	28,141	28,141	28,150	28,150	-100.00%
C3214	Kingsford Road - POS Upgrade	140,376	181,400	181,400	181,450	181,450	-22.61%
C3215	Monash Way - POS Upgrade	72,745	161,650	161,650	161,850	161,850	-55.00%
C3216	Wagon Road - POS Upgrade	191,583	161,650	161,650	161,650	161,650	18.52%
C3217	Limestone Quarry - POS Upgrade	141,380	161,650	161,650	161,650	161,650	-12.54%
C3218	Dolphin Road - POS Upgrade	161,713	86,100	86,100	86,100	86,100	87.82%
C3219	Kingfish/ Costello - POS Upgrade	39,551	86,300	86,300	86,300	86,300	-54.17%
C3220	Quindalup Old Tennis Courts Site - POS Upgrade	57,803	48,700	48,700	48,700	48,700	18.69%
C3223	Dunsborough Non-Potable Water Network	970,709	1,486,900	1,486,900	1,486,900	1,486,900	-34.72%
C3224	Dunsborough Nature Based Playground	0	40,000	40,000	40,000	40,000	-100.00%
C3225	Dunsborough Lakes Sporting Precinct (Stage 1)	1,108,375	1,411,434	1,411,434	2,117,950	2,117,950	-21.47%
C3226	Mitchell Park Upgrade	753,269	836,300	836,300	836,300	836,300	-9.93%
C3227	Barnard Park East Foreshore Landscaping	588,181	351,100	351,100	351,100	351,100	67.53%
C3229	Hotel Site 2 Landscaping	0	100,000	100,000	150,000	150,000	-100.00%
C3232	Irrigation Renewal	8,211	10,000	10,000	20,000	20,000	-17.89%
C3233	Allan Street Cycleway Lighting	2,107	10,000	10,000	10,000	10,000	-78.93%
C3235	Eastern Link Landscaping	218,902	224,750	224,750	224,750	224,750	-2.60%
C3236	Dunsborough Foreshore Lighting	14,565	20,750	20,750	20,750	20,750	-29.81%
C3237	King Street Landscaping Stage 2	6,900	6,900	6,900	6,900	6,900	0.00%
C3239	Foreshore Busselton - High Street to Carey Street	0	20,000	20,000	20,000	20,000	-100.00%
C3240	Foreshore Yallingup Capital	0	10,000	10,000	10,000	10,000	-100.00%
C3241	Outdoor Spaces (Gen cap alloc for courts, flood lights etc.)	259	100,000	100,000	200,000	200,000	-99.74%
C3244	Dunsborough Lakes Sporting Precinct - Outdoor Courts	937	650,000	650,000	650,000	650,000	-99.86%
C3246	Bovell - Connection of Services	15,891	0	0	210,000	210,000	0.00%
C3247	King Street POS Shower (inc Dog Shower)	0	5,000	5,000	5,000	5,000	-100.00%
C3248	Beach Shower Morgan Street, Geographe	173	7,500	7,500	7,500	7,500	-97.69%
C3451	Aged Housing Infrastructure (Upgrade)	2,672	15,000	15,000	15,000	15,000	-82.19%
	Unidentified donated assets under investigation						
		5,085,789	7,058,635	7,058,635	8,476,925	8,476,925	-27.95%
		6,172,499	**10,555,565**	**10,555,565**	**14,582,842**	**14,582,842**	**-41.52%**
	Drainage						
D0009	Busselton LIA - Geocatch Drain Partnership WSUD Improvements	1,511	0	0	30,000	30,000	0.00%
D0025	Carey Street Drainage Upgrade	15,105	140,800	140,800	281,605	281,605	-89.27%
		16,616	**140,800**	**140,800**	**311,605**	**311,605**	**-88.20%**
	Airport Industrial Parks						
C6010	Airport Fencing Works	26,115	23,235	23,235	23,235	23,235	12.40%
C6087	Airport Construction Stage 2, Landside Civils & Services Inf	26,857	27,372	88,600	27,372	88,600	-1.88%
C6091	Airport Construction Stage 2, Noise Management Plan	0	106,689	25,000	213,377	50,000	-100.00%
C6099	Airport Development - Project Expenses	28,225	51,100	0	101,100	0	-44.77%
		81,197	**208,396**	**136,835**	**365,084**	**161,835**	**-61.04%**
	Sub-Total Infrastructure	**11,992,351**	**22,101,394**	**22,532,333**	**38,537,750**	**38,334,501**	**-45.74%**
	Grand Total - Capital Acquisitions	**14,867,305**	**39,224,198**	**39,691,102**	**65,059,182**	**64,871,898**	**-62.10%**

City of Busselton
Reserves Movement Report
For The Period Ending 28 February 2022

		2021/2022 Actual	2021/2022 Amended Budget YTD	2021/2022 Original Budget YTD	2021/2022 Amended Budget	2021/2022 Original Budget	2020/2021 Actual
		$	$	$	$	$	$
100	**Airport Infrastructure Renewal and Replacement Reserve**						
	Accumulated Reserves at Start of Year	1,471,766.45	1,471,766.45	1,471,766.45	1,471,766.45	1,471,766.45	1,712,272.40
	Interest transfer to Reserves	2,546.88	1,998.00	1,998.00	2,928.00	2,928.00	10,393.54
	Transfer from Muni	0.00	0.00	0.00	0.00	0.00	1,377.68
	Transfer to Muni	0.00	0.00	0.00	(435,150.00)	(435,150.00)	(252,277.17)
		1,474,313.33	1,473,764.45	1,473,764.45	1,039,544.45	1,039,544.45	1,471,766.45
136	**Airport Marketing and Incentive Reserve**						
	Accumulated Reserves at Start of Year	5,287,407.24	5,287,407.24	5,287,407.24	5,287,407.24	5,287,407.24	4,073,790.64
	Interest transfer to Reserves	11,382.27	7,177.00	7,177.00	10,519.00	10,519.00	26,202.80
	Transfer from Muni	640,432.00	640,432.00	640,432.00	960,649.00	960,649.00	1,187,413.80
	Transfer to Muni	0.00	0.00	0.00	(2,350,000.00)	(2,350,000.00)	0.00
		5,939,221.51	5,935,016.24	5,935,016.24	3,908,575.24	3,908,575.24	5,287,407.24
143	**Airport Noise Mitigation Reserve**						
	Accumulated Reserves at Start of Year	796,147.75	796,147.75	796,147.75	796,147.75	796,147.75	904,896.43
	Interest transfer to Reserves	1,394.96	1,081.00	1,081.00	1,585.00	1,585.00	5,553.88
	Transfer to Muni	0.00	0.00	0.00	(361,927.00)	(198,550.00)	(114,302.56)
		797,542.71	797,228.75	797,228.75	435,805.75	599,182.75	796,147.75
147	**Airport Development Reserve**						
	Accumulated Reserves at Start of Year	0.00	0.00	0.00	0.00	0.00	1,576.71
	Interest transfer to Reserves	0.00	0.00	0.00	0.00	0.00	(199.03)
	Transfer to Muni	0.00	0.00	0.00	0.00	0.00	(1,377.68)
		0.00	0.00	0.00	0.00	0.00	0.00
148	**Airport Existing Terminal Building Reserve**						
	Accumulated Reserves at Start of Year	206,250.11	206,250.11	206,250.11	206,250.11	206,250.11	122,795.41
	Interest transfer to Reserves	484.88	280.00	280.00	411.00	411.00	1,176.70
	Transfer from Muni	80,968.00	80,968.00	80,968.00	121,456.00	121,456.00	82,278.00
	Transfer to Muni	0.00	0.00	0.00	(12,200.00)	(12,200.00)	0.00
		287,702.99	287,498.11	287,498.11	315,917.11	315,917.11	206,250.11
106	**Building Asset Renewal Reserve - General Buildings**						
	Accumulated Reserves at Start of Year	2,093,333.64	2,093,333.64	2,093,333.64	2,093,333.64	2,093,333.64	1,483,242.45
	Interest transfer to Reserves	4,765.25	2,840.00	2,840.00	4,163.00	4,163.00	9,568.91
	Transfer from Muni	535,320.00	535,320.00	535,320.00	802,982.00	802,982.00	1,037,148.00
	Transfer to Muni	0.00	0.00	0.00	(871,000.00)	(871,000.00)	(436,625.72)
		2,633,418.89	2,631,493.64	2,631,493.64	2,029,478.64	2,029,478.64	2,093,333.64
404	**Barnard Park Sports Pavilion Building Reserve**						
	Accumulated Reserves at Start of Year	71,950.91	71,950.91	71,950.91	71,950.91	71,950.91	41,352.43
	Interest transfer to Reserves	162.45	97.00	97.00	142.00	142.00	372.48
	Transfer from Muni	22,464.00	22,464.00	22,464.00	33,693.00	33,693.00	30,226.00
	Transfer to Muni	0.00	0.00	0.00	(12,500.00)	(12,500.00)	0.00
		94,577.36	94,511.91	94,511.91	93,285.91	93,285.91	71,950.91
405	**Railway House Building Reserve**						
	Accumulated Reserves at Start of Year	56,792.82	56,792.82	56,792.82	56,792.82	56,792.82	36,854.54
	Interest transfer to Reserves	124.28	78.00	78.00	114.00	114.00	303.28
	Transfer from Muni	14,592.00	14,592.00	14,592.00	21,887.00	21,887.00	19,635.00
	Transfer to Muni	(15,821.54)	0.00	0.00	(18,600.00)	(18,600.00)	0.00
		55,687.56	71,462.82	71,462.82	60,193.82	60,193.82	56,792.82
406	**Youth and Community Activities Building Reserve**						
	Accumulated Reserves at Start of Year	123,843.84	123,843.84	123,843.84	123,843.84	123,843.84	80,356.10
	Interest transfer to Reserves	271.02	168.00	168.00	247.00	247.00	647.74
	Transfer from Muni	31,840.00	31,840.00	31,840.00	47,754.00	47,754.00	42,840.00
	Transfer to Muni	0.00	0.00	0.00	(30,000.00)	(30,000.00)	0.00
		155,954.86	155,851.84	155,851.84	141,844.84	141,844.84	123,843.84
407	**Busselton Library Building Reserve**						
	Accumulated Reserves at Start of Year	57,065.29	57,065.29	57,065.29	57,065.29	57,065.29	111,021.85
	Interest transfer to Reserves	154.02	78.00	78.00	114.00	114.00	347.44
	Transfer from Muni	38,040.00	38,040.00	38,040.00	57,063.00	57,063.00	45,696.00
	Transfer to Muni	0.00	0.00	0.00	(33,900.00)	(33,900.00)	(100,000.00)
		95,259.31	95,183.29	95,183.29	80,342.29	80,342.29	57,065.29
131	**Busselton Community Resource Centre Reserve**						
	Accumulated Reserves at Start of Year	324,998.61	324,998.61	324,998.61	324,998.61	324,998.61	272,693.17
	Interest transfer to Reserves	658.69	441.00	441.00	646.00	646.00	2,011.12
	Transfer from Muni	64,200.00	64,200.00	64,200.00	96,305.00	96,305.00	86,394.00
	Transfer to Muni	0.00	0.00	0.00	(37,550.00)	(37,550.00)	(36,099.68)
		389,857.30	389,639.61	389,639.61	384,399.61	384,399.61	324,998.61
408	**Busselton Jetty Tourist Park Reserve**						
	Accumulated Reserves at Start of Year	636,808.00	636,808.00	636,808.00	636,808.00	636,808.00	222,752.80
	Interest transfer to Reserves	1,594.13	865.00	865.00	1,268.00	1,268.00	1,737.99
	Transfer from Muni	238,872.00	238,872.00	238,872.00	358,311.00	358,311.00	583,338.21
	Transfer to Muni	(83,027.00)	(83,028.00)	(83,028.00)	(216,050.00)	(216,050.00)	(171,021.00)
		794,247.13	793,517.00	793,517.00	780,337.00	780,337.00	636,808.00
409	**Geographe Leisure Centre Building (GLC) Reserve**						
	Accumulated Reserves at Start of Year	119,033.99	119,033.99	119,033.99	119,033.99	119,033.99	615,084.29
	Interest transfer to Reserves	42.82	160.00	160.00	236.00	236.00	4,603.24
	Transfer from Muni	193,608.00	193,608.00	193,608.00	290,406.00	290,406.00	260,521.00
	Transfer to Muni	(70,000.00)	0.00	0.00	(285,150.00)	(285,150.00)	(761,174.54)
		242,684.81	312,801.99	312,801.99	124,525.99	124,525.99	119,033.99
331	**Joint Venture Aged Housing Reserve (Harris/ Winderlup)**						
	Accumulated Reserves at Start of Year	1,363,306.16	1,363,306.16	1,363,306.16	1,363,306.16	1,363,306.16	1,237,306.78
	Interest transfer to Reserves	2,672.05	1,851.00	1,851.00	2,713.00	2,713.00	8,097.32
	Transfer from Muni	80,376.00	80,376.00	80,376.00	120,560.00	120,560.00	191,227.10
	Transfer to Muni	(30,000.00)	0.00	0.00	(169,200.00)	(169,200.00)	(73,325.04)
		1,416,354.21	1,445,533.16	1,445,533.16	1,317,379.16	1,317,379.16	1,363,306.16

City of Busselton
Reserves Movement Report
For The Period Ending 28 February 2022

		2021/2022 Actual	2021/2022 Amended Budget YTD	2021/2022 Original Budget YTD	2021/2022 Amended Budget	2021/2022 Original Budget	2020/2021 Actual
		$	$	$	$	$	$
403	**Winderlup Aged Housing Reserve (City Controlled)**						
	Accumulated Reserves at Start of Year	292,717.53	292,717.53	292,717.53	292,717.53	292,717.53	212,935.38
	Interest transfer to Reserves	612.33	397.00	397.00	581.00	581.00	1,481.30
	Transfer from Muni	34,432.00	34,432.00	34,432.00	51,650.00	51,650.00	78,300.85
	Transfer to Muni	0.00	0.00	0.00	(81,600.00)	(81,600.00)	0.00
		327,761.86	327,546.53	327,546.53	263,348.53	263,348.53	292,717.53
410	**Naturaliste Community Centre Building (NCC) Reserve**						
	Accumulated Reserves at Start of Year	129,592.17	129,592.17	129,592.17	129,592.17	129,592.17	125,076.60
	Interest transfer to Reserves	253.83	176.00	176.00	258.00	258.00	1,002.08
	Transfer from Muni	44,376.00	44,376.00	44,376.00	66,558.00	66,558.00	59,708.00
	Transfer to Muni	0.00	0.00	0.00	(98,600.00)	(98,600.00)	(56,194.51)
		174,222.00	174,144.17	174,144.17	97,808.17	97,808.17	129,592.17
411	**Civic and Administration Building Reserve**						
	Accumulated Reserves at Start of Year	670,358.97	670,358.97	670,358.97	670,358.97	670,358.97	429,689.17
	Interest transfer to Reserves	1,499.28	909.00	909.00	1,333.00	1,333.00	3,732.82
	Transfer from Muni	226,920.00	226,920.00	226,920.00	340,379.00	340,379.00	282,000.00
	Transfer to Muni	(100,000.00)	0.00	0.00	(615,000.00)	(615,000.00)	(45,063.02)
		798,778.25	898,187.97	898,187.97	397,070.97	397,070.97	670,358.97
412	**Vasse Sports Pavilion Building Reserve**						
	Accumulated Reserves at Start of Year	1,082.56	1,082.56	1,082.56	1,082.56	1,082.56	541.14
	Interest transfer to Reserves	2.53	0.00	0.00	0.00	0.00	5.42
	Transfer from Muni	400.00	400.00	400.00	597.00	597.00	536.00
		1,485.09	1,482.56	1,482.56	1,679.56	1,679.56	1,082.56
110	**Jetty Maintenance Reserve**						
	Accumulated Reserves at Start of Year	5,682,363.59	5,682,363.59	5,682,363.59	5,682,363.59	5,682,363.59	5,239,342.58
	Interest transfer to Reserves	11,381.61	7,713.00	7,713.00	11,305.00	11,305.00	34,254.04
	Transfer from Muni	504,739.00	579,446.00	579,446.00	1,348,301.00	1,348,301.00	1,325,111.00
	Transfer to Muni	0.00	0.00	0.00	(4,221,890.00)	(4,221,890.00)	(916,344.03)
		6,198,484.20	6,269,522.59	6,269,522.59	2,820,079.59	2,820,079.59	5,682,363.59
150	**Jetty Self Insurance Reserve**						
	Accumulated Reserves at Start of Year	495,086.35	495,086.35	495,086.35	495,086.35	495,086.35	432,198.16
	Interest transfer to Reserves	986.41	671.00	671.00	983.00	983.00	2,888.19
	Transfer from Muni	50,872.00	50,872.00	50,872.00	76,313.00	76,313.00	60,000.00
		546,944.76	546,629.35	546,629.35	572,382.35	572,382.35	495,086.35
223	**Road Asset Renewal Reserve**						
	Accumulated Reserves at Start of Year	1,317,210.02	1,317,210.02	1,317,210.02	1,317,210.02	1,317,210.02	1,597,128.65
	Interest transfer to Reserves	4,290.24	1,787.00	1,787.00	2,620.00	2,620.00	12,920.05
	Transfer from Muni	2,435,376.00	2,435,376.00	2,435,376.00	3,653,058.00	3,653,058.00	3,501,790.00
	Transfer to Muni	(1,179,610.90)	0.00	0.00	(4,553,734.00)	(4,553,734.00)	(3,794,628.68)
		2,577,265.36	3,754,373.02	3,754,373.02	419,154.02	419,154.02	1,317,210.02
224	**Footpath/ Cycle Ways Reserve**						
	Accumulated Reserves at Start of Year	838,834.13	838,834.13	838,834.13	838,834.13	838,834.13	408,437.28
	Interest transfer to Reserves	1,969.83	1,137.00	1,137.00	1,668.00	1,668.00	6,367.67
	Transfer from Muni	827,144.00	827,144.00	827,144.00	1,240,717.00	1,240,717.00	1,216,038.00
	Transfer to Muni	0.00	0.00	0.00	(1,849,206.00)	(1,849,206.00)	(792,008.82)
		1,667,947.96	1,667,115.13	1,667,115.13	232,013.13	232,013.13	838,834.13
226	**Other Infrastructure Reserve**						
	Accumulated Reserves at Start of Year	538,846.85	538,846.85	538,846.85	538,846.85	538,846.85	264,388.99
	Interest transfer to Reserves	1,279.99	732.00	732.00	1,072.00	1,072.00	2,835.34
	Transfer from Muni	241,568.00	241,568.00	241,568.00	362,355.00	362,355.00	357,000.00
	Transfer to Muni	0.00	0.00	0.00	(501,705.00)	(501,705.00)	(85,377.48)
		781,694.84	781,146.85	781,146.85	400,568.85	400,568.85	538,846.85
225	**Parks, Gardens and Reserves Reserve**						
	Accumulated Reserves at Start of Year	749,657.07	749,657.07	749,657.07	749,657.07	749,657.07	833,946.23
	Interest transfer to Reserves	1,631.28	1,018.00	1,018.00	1,492.00	1,492.00	8,775.04
	Transfer from Muni	981,768.00	981,768.00	981,768.00	1,472,656.00	1,472,656.00	1,285,166.00
	Transfer to Muni	(387,616.00)	0.00	0.00	(1,956,750.00)	(1,956,750.00)	(1,378,230.20)
		1,345,440.35	1,732,443.07	1,732,443.07	267,055.07	267,055.07	749,657.07
151	**Furniture and Equipment Reserve**						
	Accumulated Reserves at Start of Year	332,482.96	332,482.96	332,482.96	332,482.96	332,482.96	257,784.19
	Interest transfer to Reserves	836.12	452.00	452.00	663.00	663.00	3,305.12
	Transfer from Muni	294,400.00	294,400.00	294,400.00	441,595.00	441,595.00	434,000.00
	Transfer to Muni	0.00	0.00	0.00	(485,800.00)	(485,800.00)	(362,606.35)
		627,719.08	627,334.96	627,334.96	288,940.96	288,940.96	332,482.96
115	**Plant Replacement Reserve**						
	Accumulated Reserves at Start of Year	2,114,189.13	2,114,189.13	2,114,189.13	2,114,189.13	2,114,189.13	1,098,441.92
	Interest transfer to Reserves	4,808.29	2,870.00	2,870.00	4,207.00	4,207.00	9,266.71
	Transfer from Muni	678,336.00	678,336.00	678,336.00	1,076,500.00	1,076,500.00	1,215,217.44
	Transfer to Muni	0.00	0.00	0.00	(1,287,969.00)	(1,287,969.00)	(208,736.94)
		2,797,333.42	2,795,395.13	2,795,395.13	1,906,927.13	1,906,927.13	2,114,189.13
137	**Major Traffic Improvements Reserve**						
	Accumulated Reserves at Start of Year	237,210.32	237,210.32	237,210.32	237,210.32	237,210.32	638,845.53
	Interest transfer to Reserves	1,291.16	322.00	322.00	472.00	472.00	1,207.39
	Transfer from Muni	756,528.00	756,528.00	756,528.00	1,134,788.25	1,134,788.25	1,088,988.00
	Transfer to Muni	0.00	0.00	0.00	(375,000.00)	(375,000.00)	(1,491,830.60)
		995,029.48	994,060.32	994,060.32	997,470.57	997,470.57	237,210.32
132	**CBD Enhancement Reserve**						
	Accumulated Reserves at Start of Year	1,269,967.02	1,269,967.02	1,269,967.02	1,269,967.02	1,269,967.02	613,762.47
	Interest transfer to Reserves	2,759.48	1,724.00	1,724.00	2,527.00	2,527.00	5,813.79
	Transfer from Muni	374,384.00	374,384.00	374,384.00	561,568.00	561,568.00	772,783.80
	Transfer to Muni	(175,000.00)	0.00	0.00	(1,516,517.00)	(1,516,517.00)	(122,393.04)
		1,472,110.50	1,646,075.02	1,646,075.02	317,545.02	317,545.02	1,269,967.02

City of Busselton
Reserves Movement Report
For The Period Ending 28 February 2022

		2021/2022 Actual	2021/2022 Amended Budget YTD	2021/2022 Original Budget YTD	2021/2022 Amended Budget	2021/2022 Original Budget	2020/2021 Actual
		$	$	$	$	$	$
127	**New Infrastructure Development Reserve**						
	Accumulated Reserves at Start of Year	884,967.24	884,967.24	884,967.24	884,967.24	884,967.24	1,506,175.05
	Interest transfer to Reserves	1,356.12	1,200.00	1,200.00	1,760.00	1,760.00	6,661.97
	Transfer from Muni	4,265.20	4,265.00	4,265.00	8,530.00	8,530.00	194,761.40
	Transfer to Muni	0.00	0.00	0.00	(637,350.00)	(637,350.00)	(822,631.18)
		890,588.56	890,432.24	890,432.24	257,907.24	257,907.24	884,967.24
141	**Commonage Precinct Infrastructure Road Reserve**						
	Accumulated Reserves at Start of Year	236,348.40	236,348.40	236,348.40	236,348.40	236,348.40	234,906.64
	Interest transfer to Reserves	0.00	322.00	322.00	471.00	471.00	(340.58)
	Transfer from Muni	440.52	0.00	0.00	0.00	0.00	1,782.34
	Transfer to Muni	0.00	0.00	0.00	(236,000.00)	(236,000.00)	0.00
		236,788.92	236,670.40	236,670.40	819.40	819.40	236,348.40
114	**City Car Parking and Access Reserve**						
	Accumulated Reserves at Start of Year	792,733.25	792,733.25	792,733.25	792,733.25	792,733.25	1,555,124.38
	Interest transfer to Reserves	2,130.55	1,076.00	1,076.00	1,577.00	1,577.00	7,540.95
	Transfer from Muni	756,016.00	756,016.00	756,016.00	934,018.00	934,018.00	52,465.00
	Transfer to Muni	(300,737.03)	0.00	0.00	(1,016,812.00)	(1,016,812.00)	(822,397.08)
		1,250,142.77	1,549,825.25	1,549,825.25	711,516.25	711,516.25	792,733.25
154	**Debt Default Reserve**						
	Accumulated Reserves at Start of Year	501,841.13	501,841.13	501,841.13	501,841.13	501,841.13	0.00
	Interest transfer to Reserves	342.69	681.00	681.00	997.00	997.00	1,841.13
	Transfer from Muni	0.00	0.00	0.00	0.00	0.00	500,000.00
	Transfer to Muni	(400,000.00)	(400,000.00)	(400,000.00)	(400,000.00)	(400,000.00)	0.00
		102,183.82	102,522.13	102,522.13	102,838.13	102,838.13	501,841.13
107	**Corporate IT Systems Reserve**						
	Accumulated Reserves at Start of Year	328,721.63	328,721.63	328,721.63	328,721.63	328,721.63	226,750.02
	Interest transfer to Reserves	825.14	447.00	447.00	655.00	655.00	1,971.61
	Transfer from Muni	175,336.00	175,336.00	175,336.00	263,000.00	263,000.00	100,000.00
	Transfer to Muni	0.00	0.00	0.00	(250,050.00)	(250,050.00)	0.00
		504,882.77	504,504.63	504,504.63	342,326.63	342,326.63	328,721.63
133	**Election, Valuation and Other Corporate Expenses Reserve**						
	Accumulated Reserves at Start of Year	715,026.19	715,026.19	715,026.19	715,026.19	715,026.19	560,994.18
	Interest transfer to Reserves	1,318.46	971.00	971.00	1,423.00	1,423.00	4,032.01
	Transfer from Muni	93,336.00	93,336.00	93,336.00	140,000.00	140,000.00	150,000.00
	Transfer to Muni	(124,742.35)	(128,000.00)	(128,000.00)	(638,000.00)	(638,000.00)	0.00
		684,938.30	681,333.19	681,333.19	218,449.19	218,449.19	715,026.19
111	**Legal Expenses Reserve**						
	Accumulated Reserves at Start of Year	671,629.28	588,129.28	588,129.28	588,129.28	588,129.28	636,940.12
	Interest transfer to Reserves	1,144.55	798.00	798.00	1,170.00	1,170.00	3,983.24
	Transfer from Muni	0.00	0.00	0.00	0.00	0.00	110,705.92
	Transfer to Muni	0.00	0.00	0.00	(50,000.00)	(50,000.00)	(80,000.00)
		672,773.83	588,927.28	588,927.28	539,299.28	539,299.28	671,629.28
152	**Marketing & Area Promotion Reserve**						
	Accumulated Reserves at Start of Year	522,265.79	522,265.79	522,265.79	522,265.79	522,265.79	166,392.00
	Interest transfer to Reserves	1,416.59	709.00	709.00	1,040.00	1,040.00	6,020.14
	Transfer from Muni	929,480.00	929,480.00	929,480.00	1,394,224.00	1,394,224.00	1,296,295.65
	Transfer to Muni	0.00	0.00	0.00	(1,697,678.00)	(1,697,678.00)	(946,442.00)
		1,453,162.38	1,452,454.79	1,452,454.79	219,851.79	219,851.79	522,265.79
135	**Performing Arts and Convention Centre Reserve**						
	Accumulated Reserves at Start of Year	1,332,268.44	1,332,268.44	1,332,268.44	1,332,268.44	1,332,268.44	2,625,599.20
	Interest transfer to Reserves	1,503.69	1,809.00	1,809.00	2,652.00	2,652.00	16,129.55
	Transfer from Muni	33,336.00	33,336.00	33,336.00	319,149.00	319,149.00	50,000.00
	Transfer to Muni	0.00	0.00	0.00	(1,188,446.00)	(1,188,446.00)	(1,359,460.31)
		1,367,108.13	1,367,413.44	1,367,413.44	465,623.44	465,623.44	1,332,268.44
202	**Long Service Leave Reserve**						
	Accumulated Reserves at Start of Year	3,653,494.00	3,653,494.00	3,653,494.00	3,653,494.00	3,653,494.00	3,482,110.00
	Interest transfer to Reserves	7,126.82	4,958.00	4,958.00	7,267.00	7,267.00	22,298.88
	Transfer from Muni	300,000.00	300,000.00	300,000.00	450,000.00	450,000.00	550,353.57
	Transfer to Muni	0.00	0.00	0.00	(544,808.00)	(544,808.00)	(401,268.45)
		3,960,620.82	3,958,452.00	3,958,452.00	3,565,953.00	3,565,953.00	3,653,494.00
203	**Professional Development Reserve**						
	Accumulated Reserves at Start of Year	185,931.13	185,931.13	185,931.13	185,931.13	185,931.13	145,028.93
	Interest transfer to Reserves	327.61	253.00	253.00	370.00	370.00	1,091.73
	Transfer from Muni	0.00	0.00	0.00	0.00	0.00	91,278.18
	Transfer to Muni	0.00	0.00	0.00	(50,000.00)	(50,000.00)	(51,467.71)
		186,258.74	186,184.13	186,184.13	136,301.13	136,301.13	185,931.13
204	**Sick Pay Incentive Reserve**						
	Accumulated Reserves at Start of Year	106,241.30	106,241.30	106,241.30	106,241.30	106,241.30	144,632.39
	Interest transfer to Reserves	167.47	143.00	143.00	210.00	210.00	867.30
	Transfer from Muni	0.00	0.00	0.00	0.00	0.00	(7,242.10)
	Transfer to Muni	0.00	0.00	0.00	(74,850.00)	(74,850.00)	(32,016.29)
		106,408.77	106,384.30	106,384.30	31,601.30	31,601.30	106,241.30
124	**Workers Compensation, Extended SL & AL Contingency Reserve**						
	Accumulated Reserves at Start of Year	218,483.49	218,483.49	218,483.49	218,483.49	218,483.49	309,751.42
	Interest transfer to Reserves	334.74	296.00	296.00	435.00	435.00	1,901.13
	Transfer to Muni	0.00	0.00	0.00	(25,000.00)	(25,000.00)	(93,169.06)
		218,818.23	218,779.49	218,779.49	193,918.49	193,918.49	218,483.49
302	**Community Facilities - City District**						
	Accumulated Reserves at Start of Year	1,295,065.82	1,295,065.82	1,295,065.82	1,295,065.82	1,295,065.82	1,120,869.85
	Interest transfer to Reserves	0.00	1,756.00	1,756.00	2,575.00	2,575.00	(3,294.20)
	Transfer from Muni	253,485.42	227,864.00	227,864.00	341,796.00	341,796.00	600,145.17
	Transfer to Muni	0.00	0.00	0.00	(960,650.00)	(960,650.00)	(422,655.00)
		1,548,551.24	1,524,685.82	1,524,685.82	678,786.82	678,786.82	1,295,065.82

City of Busselton
Reserves Movement Report
For The Period Ending 28 February 2022

		2021/2022 Actual	2021/2022 Amended Budget YTD	2021/2022 Original Budget YTD	2021/2022 Amended Budget	2021/2022 Original Budget	2020/2021 Actual
		$	$	$	$	$	$
304	**Community Facilities - Broadwater**						
	Accumulated Reserves at Start of Year	185,046.25	185,046.25	185,046.25	185,046.25	185,046.25	166,413.55
	Interest transfer to Reserves	0.00	253.00	253.00	370.00	370.00	(240.76)
	Transfer from Muni	8,113.20	10,368.00	10,368.00	15,555.00	15,555.00	18,873.46
		193,159.45	195,667.25	195,667.25	200,971.25	200,971.25	185,046.25
303	**Community Facilities - Busselton**						
	Accumulated Reserves at Start of Year	39,788.52	39,788.52	39,788.52	39,788.52	39,788.52	9,177.47
	Interest transfer to Reserves	0.00	54.00	54.00	78.00	78.00	(11.03)
	Transfer from Muni	32,481.29	14,088.00	14,088.00	21,135.00	21,135.00	30,622.08
		72,269.81	53,930.52	53,930.52	61,001.52	61,001.52	39,788.52
305	**Community Facilities - Dunsborough**						
	Accumulated Reserves at Start of Year	334,281.16	334,281.16	334,281.16	334,281.16	334,281.16	255,152.46
	Interest transfer to Reserves	0.00	454.00	454.00	666.00	666.00	(311.90)
	Transfer from Muni	127,067.89	22,320.00	22,320.00	33,485.00	33,485.00	79,440.60
	Transfer to Muni	0.00	0.00	0.00	(110,000.00)	(110,000.00)	0.00
		461,349.05	357,055.16	357,055.16	258,432.16	258,432.16	334,281.16
311	**Community Facilities - Dunsborough Lakes Estate**						
	Accumulated Reserves at Start of Year	943,223.84	943,223.84	943,223.84	943,223.84	943,223.84	937,470.05
	Interest transfer to Reserves	0.00	1,280.00	1,280.00	1,876.00	1,876.00	(1,359.20)
	Transfer from Muni	1,758.00	0.00	0.00	0.00	0.00	7,112.99
	Transfer to Muni	0.00	0.00	0.00	(938,000.00)	(938,000.00)	0.00
		944,981.84	944,503.84	944,503.84	7,099.84	7,099.84	943,223.84
306	**Community Facilities - Geographe**						
	Accumulated Reserves at Start of Year	114,006.34	114,006.34	114,006.34	114,006.34	114,006.34	101,978.74
	Interest transfer to Reserves	0.00	155.00	155.00	227.00	227.00	(147.60)
	Transfer from Muni	5,122.05	6,952.00	6,952.00	10,428.00	10,428.00	12,175.20
		119,128.39	121,113.34	121,113.34	124,661.34	124,661.34	114,006.34
310	**Community Facilities - Port Geographe**						
	Accumulated Reserves at Start of Year	351,122.31	351,122.31	351,122.31	351,122.31	351,122.31	348,980.41
	Interest transfer to Reserves	0.00	476.00	476.00	698.00	698.00	(505.97)
	Transfer from Muni	654.43	0.00	0.00	0.00	0.00	2,647.87
		351,776.74	351,598.31	351,598.31	351,820.31	351,820.31	351,122.31
309	**Community Facilities - Vasse**						
	Accumulated Reserves at Start of Year	174,754.97	174,754.97	174,754.97	174,754.97	174,754.97	489,904.76
	Interest transfer to Reserves	0.00	237.00	237.00	348.00	348.00	(821.04)
	Transfer from Muni	78.29	127,864.00	127,864.00	191,794.00	191,794.00	3,716.40
	Transfer to Muni	0.00	0.00	0.00	0.00	0.00	(318,045.15)
		174,833.26	302,855.97	302,855.97	366,896.97	366,896.97	174,754.97
308	**Community Facilities - Airport North**						
	Accumulated Reserves at Start of Year	3,164,951.91	3,164,951.91	3,164,951.91	3,164,951.91	3,164,951.91	3,017,487.28
	Interest transfer to Reserves	0.00	4,295.00	4,295.00	6,296.00	6,296.00	(4,374.94)
	Transfer from Muni	5,898.94	75,696.00	75,696.00	113,538.00	113,538.00	151,839.57
		3,170,850.85	3,244,942.91	3,244,942.91	3,284,785.91	3,284,785.91	3,164,951.91
130	**Locke Estate Reserve**						
	Accumulated Reserves at Start of Year	6,458.30	6,458.30	6,458.30	6,458.30	6,458.30	6,269.61
	Interest transfer to Reserves	20.17	8.00	8.00	12.00	12.00	188.69
	Transfer from Muni	43,336.00	43,336.00	43,336.00	65,000.00	65,000.00	60,000.00
	Transfer to Muni	0.00	0.00	0.00	(65,000.00)	(65,000.00)	(60,000.00)
		49,814.47	49,802.30	49,802.30	6,470.30	6,470.30	6,458.30
122	**Port Geographe Development Reserve (Council)**						
	Accumulated Reserves at Start of Year	117,834.82	117,834.82	117,834.82	117,834.82	117,834.82	224,952.38
	Interest transfer to Reserves	156.43	160.00	160.00	235.00	235.00	1,335.60
	Transfer from Muni	37,112.00	37,112.00	37,112.00	55,672.00	55,672.00	51,975.00
	Transfer to Muni	0.00	0.00	0.00	(147,175.00)	(147,175.00)	(160,428.16)
		155,103.25	155,106.82	155,106.82	26,566.82	26,566.82	117,834.82
123	**Port Geographe Waterways Managment (SAR) Reserve**						
	Accumulated Reserves at Start of Year	3,168,295.89	3,168,295.89	3,168,295.89	3,168,295.89	3,168,295.89	3,275,191.63
	Interest transfer to Reserves	5,828.46	4,301.00	4,301.00	6,304.00	6,304.00	20,463.13
	Transfer from Muni	152,680.00	152,680.00	152,680.00	229,019.00	229,019.00	222,867.58
	Transfer to Muni	0.00	0.00	0.00	(380,650.00)	(380,650.00)	(350,226.45)
		3,326,804.35	3,325,276.89	3,325,276.89	3,022,968.89	3,022,968.89	3,168,295.89
126	**Provence Landscape Maintenance (SAR) Reserve**						
	Accumulated Reserves at Start of Year	1,254,361.98	1,254,361.98	1,254,361.98	1,254,361.98	1,254,361.98	1,308,476.49
	Interest transfer to Reserves	2,381.55	1,702.00	1,702.00	2,495.00	2,495.00	8,602.03
	Transfer from Muni	126,168.00	126,168.00	126,168.00	189,252.00	189,252.00	182,612.58
	Transfer to Muni	0.00	0.00	0.00	(208,900.00)	(208,900.00)	(245,329.12)
		1,382,911.53	1,382,231.98	1,382,231.98	1,237,208.98	1,237,208.98	1,254,361.98
128	**Vasse Newtown Landscape Maintenance (SAR) Reserve**						
	Accumulated Reserves at Start of Year	667,371.46	667,371.46	667,371.46	667,371.46	667,371.46	636,364.43
	Interest transfer to Reserves	1,309.21	907.00	907.00	1,329.00	1,329.00	4,533.05
	Transfer from Muni	124,080.00	124,080.00	124,080.00	186,122.00	186,122.00	182,064.96
	Transfer to Muni	0.00	0.00	0.00	(206,975.00)	(206,975.00)	(155,590.98)
		792,760.67	792,358.46	792,358.46	647,847.46	647,847.46	667,371.46
138	**Commonage Precinct Bushfire Facilities Reserve**						
	Accumulated Reserves at Start of Year	58,529.58	58,529.58	58,529.58	58,529.58	58,529.58	58,172.53
	Interest transfer to Reserves	0.00	79.00	79.00	116.00	116.00	(84.34)
	Transfer from Muni	109.10	0.00	0.00	0.00	0.00	441.39
		58,638.68	58,608.58	58,608.58	58,645.58	58,645.58	58,529.58
139	**Commonage Community Facilities Dunsborough Lakes South Res**						
	Accumulated Reserves at Start of Year	74,231.91	74,231.91	74,231.91	74,231.91	74,231.91	73,779.08
	Interest transfer to Reserves	0.00	100.00	100.00	147.00	147.00	(106.97)
	Transfer from Muni	138.36	0.00	0.00	0.00	0.00	559.80
		74,370.27	74,331.91	74,331.91	74,378.91	74,378.91	74,231.91

City of Busselton
Reserves Movement Report
For The Period Ending 28 February 2022

		2021/2022 Actual	2021/2022 Amended Budget YTD	2021/2022 Original Budget YTD	2021/2022 Amended Budget	2021/2022 Original Budget	2020/2021 Actual
		$	$	$	$	$	$
140	**Commonage Community Facilities South Biddle Precinct Reserve**						
	Accumulated Reserves at Start of Year	905,216.73	905,216.73	905,216.73	905,216.73	905,216.73	899,694.77
	Interest transfer to Reserves	0.00	1,228.00	1,228.00	1,799.00	1,799.00	(1,304.43)
	Transfer from Muni	1,687.18	0.00	0.00	0.00	0.00	6,826.39
		906,903.91	906,444.73	906,444.73	907,015.73	907,015.73	905,216.73
321	**Busselton Area Drainage and Waterways Improvement Reserve**						
	Accumulated Reserves at Start of Year	448,845.20	448,845.20	448,845.20	448,845.20	448,845.20	475,582.52
	Interest transfer to Reserves	0.00	609.00	609.00	893.00	893.00	(754.01)
	Transfer from Muni	813.55	0.00	0.00	0.00	0.00	3,608.04
	Transfer to Muni	0.00	0.00	0.00	(391,500.00)	(391,500.00)	(29,591.35)
		449,658.75	449,454.20	449,454.20	58,238.20	58,238.20	448,845.20
102	**Coastal and Climate Adaptation Reserve**						
	Accumulated Reserves at Start of Year	1,503,540.38	1,503,540.38	1,503,540.38	1,503,540.38	1,503,540.38	2,157,591.81
	Interest transfer to Reserves	2,738.83	2,039.00	2,039.00	2,990.00	2,990.00	13,850.94
	Transfer from Muni	528,472.00	528,472.00	528,472.00	857,701.00	857,701.00	572,465.00
	Transfer to Muni	0.00	(430,000.00)	(430,000.00)	(2,240,900.00)	(2,240,900.00)	(1,240,367.37)
		2,034,751.21	1,604,051.38	1,604,051.38	123,331.38	123,331.38	1,503,540.38
144	**Emergency Disaster Recovery Reserve**						
	Accumulated Reserves at Start of Year	114,793.40	114,793.40	114,793.40	114,793.40	114,793.40	94,137.10
	Interest transfer to Reserves	231.20	155.00	155.00	227.00	227.00	656.30
	Transfer from Muni	13,568.00	13,568.00	13,568.00	20,350.00	20,350.00	20,000.00
		128,592.60	128,516.40	128,516.40	135,370.40	135,370.40	114,793.40
145	**Energy Sustainability Reserve**						
	Accumulated Reserves at Start of Year	224,270.68	224,270.68	224,270.68	224,270.68	224,270.68	137,955.03
	Interest transfer to Reserves	493.16	306.00	306.00	448.00	448.00	1,292.25
	Transfer from Muni	70,040.00	70,040.00	70,040.00	105,062.00	105,062.00	102,750.00
	Transfer to Muni	0.00	0.00	0.00	(187,100.00)	(187,100.00)	(17,726.60)
		294,803.84	294,616.68	294,616.68	142,680.68	142,680.68	224,270.68
146	**Cemetery Reserve**						
	Accumulated Reserves at Start of Year	99,547.84	99,547.84	99,547.84	99,547.84	99,547.84	35,871.90
	Interest transfer to Reserves	187.35	134.00	134.00	197.00	197.00	675.67
	Transfer from Muni	45,501.00	45,501.00	45,501.00	78,000.00	78,000.00	107,530.07
	Transfer to Muni	0.00	0.00	0.00	(100,300.00)	(100,300.00)	(44,529.80)
		145,236.19	145,182.84	145,182.84	77,444.84	77,444.84	99,547.84
341	**Public Art Reserve**						
	Accumulated Reserves at Start of Year	46,525.68	46,525.68	46,525.68	46,525.68	46,525.68	87,051.39
	Interest transfer to Reserves	0.00	62.00	62.00	90.00	90.00	(126.21)
	Transfer from Muni	54.77	0.00	0.00	0.00	0.00	660.50
	Transfer to Muni	0.00	0.00	0.00	0.00	0.00	(41,060.00)
		46,580.45	46,587.68	46,587.68	46,615.68	46,615.68	46,525.68
121	**Waste Management Facility and Plant Reserve**						
	Accumulated Reserves at Start of Year	8,486,936.30	8,486,936.30	8,486,936.30	8,486,936.30	8,486,936.30	7,629,358.39
	Interest transfer to Reserves	15,192.43	11,518.00	11,518.00	16,873.00	16,873.00	43,419.70
	Transfer from Muni	737,992.00	737,992.00	737,992.00	1,106,990.00	1,106,990.00	1,334,825.13
	Transfer to Muni	(435,000.00)	(750,000.00)	(750,000.00)	(3,085,500.00)	(3,085,500.00)	(520,666.92)
		8,805,120.73	8,486,446.30	8,486,446.30	6,525,299.30	6,525,299.30	8,486,936.30
120	**Strategic Projects Reserve**						
	Accumulated Reserves at Start of Year	350,906.60	350,906.60	350,906.60	350,906.60	350,906.60	295,560.51
	Interest transfer to Reserves	699.30	475.00	475.00	697.00	697.00	2,031.09
	Transfer from Muni	35,832.00	35,832.00	35,832.00	53,751.00	53,751.00	53,315.00
		387,437.90	387,213.60	387,213.60	405,354.60	405,354.60	350,906.60
129	**Prepaid Grants and Deferred Works & Services Reserve**						
	Accumulated Reserves at Start of Year	1,361,165.55	1,361,165.55	1,361,165.55	1,361,165.55	1,361,165.55	1,391,422.00
	Interest transfer to Reserves	355.63	1,847.00	1,847.00	2,708.00	2,708.00	937.64
	Transfer from Muni	0.00	0.00	0.00	0.00	0.00	1,285,804.00
	Transfer to Muni	(1,361,521.18)	(1,285,804.00)	(1,285,804.00)	(1,285,804.00)	(1,285,804.00)	(1,316,998.09)
		0.00	77,208.55	77,208.55	78,069.55	78,069.55	1,361,165.55
153	**Busselton Foreshore Reserve**						
	Accumulated Reserves at Start of Year	110.76	110.76	110.76	110.76	110.76	100.00
	Interest transfer to Reserves	10.06	0.00	0.00	0.00	0.00	0.76
	Transfer from Muni	8,368.00	8,368.00	8,368.00	12,550.00	12,550.00	10.00
		8,488.82	8,478.76	8,478.76	12,660.76	12,660.76	110.76
155	**LED Street Light Replacement Program Reserve**						
	Accumulated Reserves at Start of Year	121.22	121.22	121.22	121.22	121.22	0.00
	Interest transfer to Reserves	34.86	0.00	0.00	0.00	0.00	121.22
	Transfer from Muni	33,336.00	33,336.00	33,336.00	50,000.00	50,000.00	50,000.00
	Transfer to Muni	0.00	0.00	0.00	(50,000.00)	(50,000.00)	(50,000.00)
		33,492.08	33,457.22	33,457.22	121.22	121.22	121.22
156	**Waterways Restoration Reserve**						
	Interest transfer to Reserves	0.00	1.00	1.00	12.00	12.00	0.00
	Transfer from Muni	0.00	(1.00)	(1.00)	10.00	10.00	0.00
		0.00	0.00	0.00	22.00	22.00	0.00
	Total Cash Back Reserves	**72,442,085.49**	**74,044,571.15**	**74,044,571.15**	**45,400,846.40**	**45,564,223.40**	**62,919,560.15**
	Summary Reserves						
	Accumulated Reserves at Start of Year	62,919,560.15	62,836,060.15	62,836,060.15	62,836,060.15	62,836,060.15	59,897,884.76
	Interest transfer to Reserves	107,489.15	85,276.00	85,276.00	125,000.00	125,000.00	323,336.90
	Transfer from Muni	14,078,112.19	14,200,067.00	14,200,067.00	21,984,232.25	21,984,232.25	23,480,022.62
	Transfer to Muni	(4,663,076.00)	(3,076,832.00)	(3,076,832.00)	(39,544,446.00)	(39,381,069.00)	(20,781,684.13)
	Closing Balance	**72,442,085.49**	**74,044,571.15**	**74,044,571.15**	**45,400,846.40**	**45,564,223.40**	**62,919,560.15**

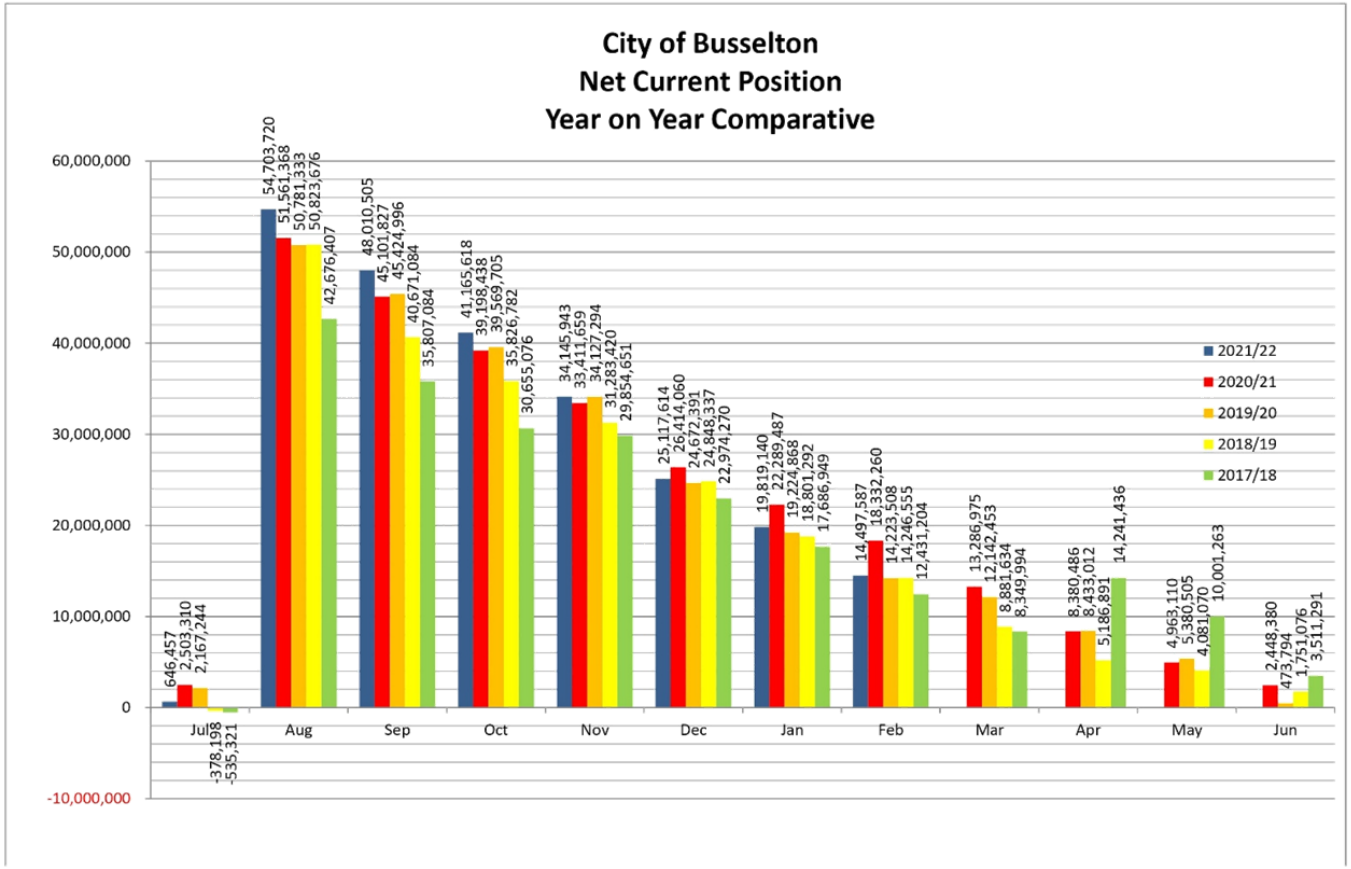
City of Busselton
Net Current Position
Year on Year Comparative
60,000,000
50,000,000
40,000,000
30,000,000
20,000,000
10,000,000
0
-10,000,000
Jul
Aug
Sep
Oct
Nov
Dec
Jan
Feb
Mar
Apr
May
Jun
2021/22
2020/21
2019/20
2018/19
2017/18
646,457
2,503,310
2,167,244
-378,198
-535,321
54,703,720
51,561,368
50,781,333
50,823,676
42,676,407
48,010,505
45,101,827
45,424,996
40,671,084
35,807,084
41,165,618
39,198,438
39,569,705
35,826,782
30,655,076
34,145,943
33,411,659
34,127,294
31,283,420
29,854,651
25,117,614
26,414,060
24,672,391
24,848,337
22,974,270
19,819,140
22,289,487
19,224,868
18,801,292
17,686,949
14,497,587
18,332,260
14,223,508
14,246,555
12,431,204
13,286,975
12,142,453
8,881,634
8,349,994
8,380,486
8,433,012
5,186,891
14,241,436
4,963,110
5,380,505
4,081,070
10,001,263
2,448,380
473,794
1,751,076
3,511,291

City of Busselton
Geographe Bay

CITY OF BUSSELTON - INVESTMENT PERFORMANCE REPORT
For the month of February 2022

City of Busselton
Geographe Bay

11am Bank Account — As at 28 February 2022

INSTITUTION	RATE	AMOUNT
ANZ 11am At Call Deposit	0.00%	$ 11,000,000

Term Deposits - Miscellaneous Funds — As at 28 February 2022

INSTITUTION	RATING	DAYS	MATURITY	RATE	AMOUNT
ANZ	AA	304	14-May-22	0.40%	$ 3,500,000
Westpac	AA	243	22-Jun-22	0.20%	$ 1,501,572
Westpac	AA	89	17-May-22	0.33%	$ 1,500,000
Bendigo	BBB	181	23-Mar-22	0.25%	$ 3,000,000
Westpac	AA	121	06-Apr-22	0.32%	$ 5,000,000
NAB	AA	120	22-Jun-22	0.43%	$ 4,000,000
NAB	AA	180	02-Mar-22	0.25%	$ 2,000,000
Westpac	AA	90	24-Mar-22	0.31%	$ 3,000,000
Westpac	AA	150	24-Jul-22	0.41%	$ 2,000,000
Westpac	AA	151	29-Jun-22	0.41%	$ 4,000,000
NAB	AA	151	19-Apr-22	0.36%	$ 4,000,000
ANZ	AA	90	24-Mar-22	0.26%	$ 3,000,000
ANZ	AA	151	25-Apr-22	0.28%	$ 2,000,000
ANZ	AA	120	26-May-22	0.32%	$ 4,000,000
WBC	AA	181	10-Mar-22	0.22%	$ 4,000,000
NAB	AA	120	05-Apr-22	0.43%	$ 3,000,000
NAB	AA	210	02-Jun-22	0.36%	$ 3,000,000
NAB	AA	90	03-May-22	0.38%	$ 4,000,000
ANZ	AA	120	10-Jun-22	0.31%	$ 2,000,000
ANZ	AA	151	10-Mar-22	0.25%	$ 3,000,000
CBA	AA	365	29-Sep-22	0.41%	$ 5,000,000
MeBank	BBB	180	28-Mar-22	0.40%	$ 2,000,000
MeBank	BBB	210	27-Apr-22	0.40%	$ 2,000,000
BoQ	BBB	212	29-Apr-22	0.40%	$ 2,000,000
BoQ	BBB	243	30-May-22	0.40%	$ 2,000,000
ANZ	AA	273	29-Jun-22	0.39%	$ 4,000,000
ANZ	AA	242	29-May-22	0.37%	$ 2,000,000
CBA	AA	150	28-Jul-22	0.45%	$ 3,000,000
			Total of Term Deposits		**$ 83,501,572**
			Weighted Average Annual Rate of Return		**0.35%**

Airport Redevelopment Funds — As at 28 February 2022

WA Treasury Corp. - Overnight Cash Deposit Facility				0.05%	$ 1,639,532
			Total of Airport Redevelopment Funds - WATC		$ 1,639,532
					Nil
			Total of Airport Redevelopment Funds - Bank Term Deposits		$0
ANZ Cash Account	AA	NA	NA	0.00%	$ 784,422
			Total of Airport Redevelopment Funds - Other		$ 784,422
			Total of Airport Redevelopment Funds		**$ 2,423,954**
			Interest Received 2015/16		$ 609,666
			Interest Received 2016/17		$ 1,158,623
			Interest Received 2017/18		$ 631,835
			Interest Received 2018/19		$ 121,836
			Interest Received 2019/20		$ 43,093
			Interest Received 2020/21		$ 2,267
			Interest Received 2021/22		$ 483
			Interest Accrued but not yet Received		$ 63
			Total Interest Airport Funds (Non-Reserve) at month's end		**$ 2,567,866**
			Interest Transferred out and held in City Reserve Account 136		$ 1,085,630
			Interest Transferred out to Municipal Funds		$ 24,235
			Interest Earnt (incl. Accrued) on Funds Held in City Reserve A/c 136		$ 81,089

(Note: Funds held with the WATC are in accordance with the Airport Redevelopment Funding Contract and the Foreshore Development Contract and are not held within the requirements of the City's Investment Policy 218)

SUMMARY OF ALL INVESTMENTS HELD	As at 1 year ago	As at 30 June 2021	As at 28 February 2022
11am Bank Account	$ 6,000,000	$ 9,500,000	$ 11,000,000
Term Deposits - Misc. Funds	$ 72,500,000	$ 65,500,000	$ 83,501,572
Foreshore Development Funds - WATC	$ -	$ -	$ -
Airport Redevelopment - WATC Deposits	$ 1,638,712	$ 1,639,048	$ 1,639,532
Airport Redevelopment - Bank Term Deposit	$ -	$ -	$ -
Airport Redevelopment - ANZ Cash A/c	$ 1,158,221	$ 784,422	$ 784,422
Total of all Investments Held	$ 81,296,933	$ 77,423,471	$ 96,925,526
TOTAL INTEREST RECEIVED AND ACCRUED	**$ 314,281**	**$ 400,095**	**$ 145,651**
INTEREST BUDGET	**$ 430,856**	**$ 652,934**	**$ 145,264**

(Note: Interest figures relate to City general funds only and does not include interest allocated to specific areas such as the Airport Redevelopment)

Statement of Compliance with Council's Investment Policy 218

1. All funds are to be invested within legislative limits.	**Fully Compliant**
2. All individual funds held within the portfolio are not to exceed a set percentage of the total portfolio value.	**Fully Compliant**
3. The amount invested based upon the Fund's Rating is not to exceed the set percentages of the total portfolio.	**Fully Compliant**
4. The amount invested based upon the Investment Horizon is not to exceed the set percentages of the total portfolio.	**Fully Compliant**

Investment Graphs

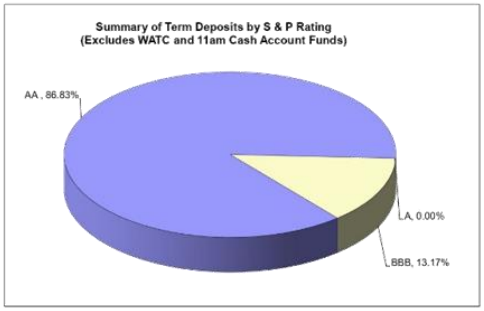

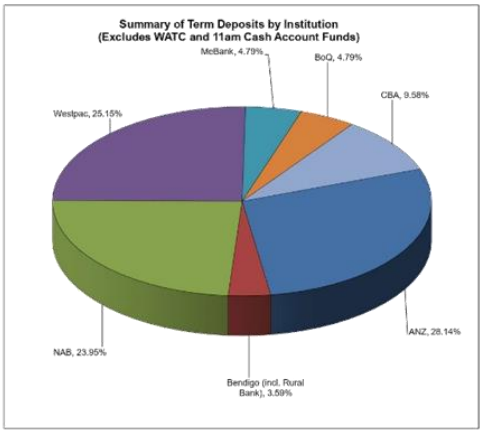

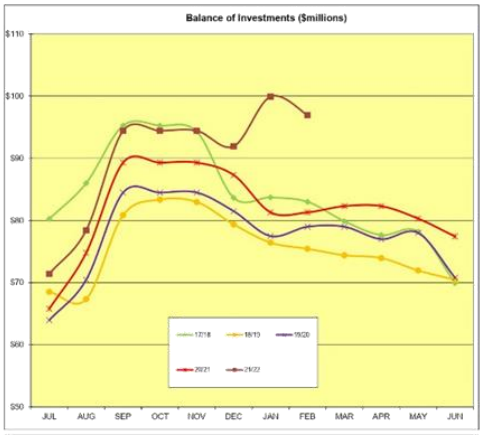

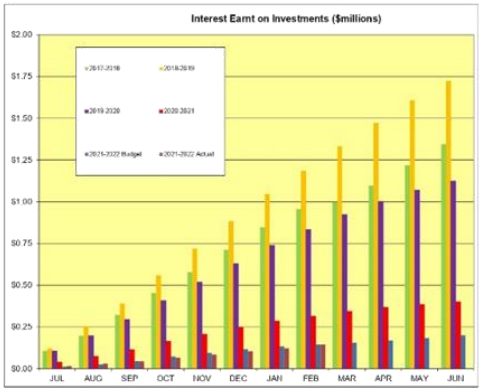

16.1 ALTERNATIVE COUNCIL MEETING SCHEDULE AND ORDINARY COUNCIL MEETING DATES

STRATEGIC THEME	LEADERSHIP - A Council that connects with the community and is accountable in its decision making.
STRATEGIC PRIORITY	4.2 Deliver governance systems that facilitate open, ethical and transparent decision making.
SUBJECT INDEX	Council Meetings
BUSINESS UNIT	Governance Services
REPORTING OFFICER	Governance Coordinator - Emma Heys
AUTHORISING OFFICER	Director Finance and Corporate Services - Tony Nottle
NATURE OF DECISION	Executive: Substantial direction setting, including adopting budgets, strategies, plans and policies (excluding local planning policies); funding, donations and sponsorships; reviewing committee recommendations
VOTING REQUIREMENT	Simple Majority
ATTACHMENTS	Attachment A Amended Council policy: Meetings, Information Sessions and Decision Making Processes (clean) Attachment B Amended Council policy: Meetings, Information Sessions and Decision Making Processes (tracked)

The officer recommendation was moved and carried.

COUNCIL DECISION

C2204/084 Moved Councillor K Cox, seconded Councillor A Ryan

That the Council:

1. **agrees to trial an alternative meeting schedule for the Ordinary Meetings of Council, Agenda Briefing and Community Access Sessions from July to December 2022; and**
2. **adopts the following amended dates for the Ordinary Meetings of Council from July to December 2022:**
   - **20th July**
   - **17th August**
   - **21st September**
   - **19th October**
   - **16th November**
   - **21st December; and**
3. **adopts the amended Council policy: Meetings, Information Sessions and Decision Making Processes (the Policy) as per Attachment A.**

CARRIED 9/0

EN BLOC

OFFICER RECOMMENDATION

That the Council:

1. agrees to trial an alternative meeting schedule for the Ordinary Meetings of Council, Agenda Briefing and Community Access Sessions from July to December 2022; and
2. adopts the following amended dates for the Ordinary Meetings of Council from July to December 2022:
    - 20th July
    - 17th August
    - 21st September
    - 19th October
    - 16th November
    - 21st December; and
3. adopts the amended Council policy: Meetings, Information Sessions and Decision Making Processes (the Policy) as per Attachment A.

EXECUTIVE SUMMARY

This report presents an alternative meeting schedule for the Ordinary Meetings of Council for Council to trial for the period July through to December 2022, along with changes to the scheduling of Agenda Briefings and Community Access Sessions (CAS) and an amended Council policy: Meetings, Information Sessions and Decision Making Processes (the Policy), as at Attachment A.

BACKGROUND

The City of Busselton has traditionally held two Ordinary Meetings of Council per month, on the second and fourth Wednesday of each month, with Community Access Sessions being held the first and third Wednesdays of each month. Additionally the City holds Agenda Briefing Sessions prior to each CAS and Council Meeting, providing Councillors with the opportunity to ask questions of officers on the current agenda items before them.

Pursuant to section 5.3 of the *Local Government Act 1995* (Act), a Council must hold Ordinary Meetings of Council no more than three months apart. Council is otherwise permitted to schedule the dates and times of its Ordinary Meetings as it sees fit. Council adopted the 2022 dates for the Ordinary Meetings of Council in November 2021 (C2111/098).

OFFICER COMMENT

In an effort to streamline the City's decision making practices and reduce both the administrative functions associated with meeting processes and the in person demands on Councillors, officers are proposing that the Council trial moving from two to one Ordinary Meetings of Council per month.

Officers are also proposing that changes be made to the way in which CAS and Agenda Briefings function in order to separate matters associated with decision making from CAS, proposed as a general community engagement session for matters not currently before Council. To further support this position, officers have amended the Policy to reflect the intended purpose of CAS.

City of Busselton Councillors currently attend the City for briefings, Committee and working group meetings every Wednesday (often from 9am and always from 1pm), with CAS and Ordinary Council meetings held on alternate Wednesdays from 5.30pm. Some Councillors have expressed difficulty in balancing these commitments with their own business / employment commitments. Additionally Councillors have expressed a desire for information provision to be more focused and strategic.

Council were briefed on the proposed alternative meeting schedule in April, with the majority of Councillors supportive of trialling the change from July through to December 2022.

It is proposed to hold one Community Access Session per month on the first Wednesday of each month and one Ordinary Meeting of Council on the third Wednesday of each month. Agenda Briefings will be held the second and third Wednesday of each month for Councillors to ask questions of officers on current agenda items. Additionally, the week prior to the Council Meeting (week 2) a public presentations session will be held from 5.30pm for community members with a relevant interest on current agenda items to present to Councillors. Agendas will be released the Thursday preceding the Community Access Session (that is, the Thursday of week 1).

The fourth Wednesday of each month will generally be an attendance free week, although scope exists for strategic workshops to be scheduled for this week as required. Any fifth Wednesday will also remain attendance free.

It is proposed that Finance Committee meetings continue to be held once a month, on the first Wednesday of each month, with Policy and Legislation Committee meetings held bi-monthly, also on the first Wednesday of each month. Council's other committees will be held on alternative months to the Policy and Legislation Committee meeting, with working group meetings and Committees (where required) to meet on the morning of the second and third Wednesday of each month. The proposed changes to the committee meeting dates will be the subject of separate reports to the respective Committees in the coming weeks.

The trial for the proposed changes will run from 5 July until 22 December 2022. The Councillors mid-year recess will be adjusted to allow the new schedule to commence, with Councillors returning from recess 5 July instead of 17 July; noting that two Councillors have already booked holidays and will submit leave of absences. The end of year recess will also be adjusted, commencing 22 December, as opposed to 15 December.

The proposed dates for the Ordinary Meetings of Council are:

- 20th July
- 17th August
- 21st September
- 19th October
- 16th November
- 21st December

Statutory Environment

Pursuant to section 5.3 of the *Local Government Act* (Act), a Council must hold Ordinary Meetings and may hold Special Meetings of Council. Ordinary Meetings of Council must be held no more than three months apart (as per section 5.3(2) of the Act).

Regulation 12 of the *Local Government (Administration) Regulations 1996* (the Regulations) requires a local government to, at least once per year, give local public notice of the dates on which, and the time and place at which, Ordinary Meetings of Council are to be held for the following 12 months.

Relevant Plans and Policies

Council policy: Meetings, Information Sessions and Decision Making Process applies and for the reasons outlined in the officer comment, the Policy has been amended and is presented for Council's endorsement (Attachment A).

Financial Implications

There are no financial implications associated with the officer recommendation.

Stakeholder Consultation

No external stakeholder consultation was required or undertaken in relation to this matter.

Risk Assessment

An assessment of the potential implications of implementing the officer recommendation has been undertaken using the City's risk management framework, with risks assessed taking into account any controls already in place. No risks of a medium or greater level have been identified.

Options

As an alternative to the proposed recommendation the Council could chose to

1. trial a different amended meeting schedule;
2. defer changes until 2023 and continue to hold two Ordinary Meetings of Council and Community Access Sessions per month during 2022;
3. decide not to trial any changes.

CONCLUSION

Officers are proposing that Council trial an alternative meeting schedule for the remainder of the Ordinary Meetings of Council for 2022, holding one Ordinary Meeting of Council and one Community Access Session per month, from July to December 2022, along with a community agenda briefing session.

TIMELINE FOR IMPLEMENTATION OF OFFICER RECOMMENDATION

If endorsed by Council, the alternative meeting schedule will be advertised as per section 12 of the Regulations and commence from 5 July 2022.

City of Busselton
Geographe Bay

Council Policy

Council Policy Name: Meetings, Information Sessions and Decision Making Processes
Responsible Directorate: Finance and Corporate Services **Version:** PROPOSED

1. PURPOSE

1.1. A key role of a Councillor is to participate in the Local Government's decision-making processes at Council and Committee meetings. A key function of the CEO is to ensure that advice and information is available to the Council so that informed decisions can be made.

1.2. The purpose of this Policy is to set out guidelines for the provision of information to Councillors at Council and Committee meetings and Information Sessions, as well as how Information Sessions will be managed.

2. SCOPE

2.1. This Policy is applicable to all Information Sessions and formally-constituted meetings involving Councillors of the City of Busselton.

3. DEFINITIONS

Term	Meaning
Information Session	Councillor workshops, agenda briefing sessions, briefing sessions and community access sessions
Policy	this City of Busselton Council policy titled "Meetings, Information Sessions and Decision Making Processes"

4. STRATEGIC CONTEXT

4.1. This Policy links to Strategic Theme 4. LEADERSHIP - A Council that connects with the community and is accountable in its decision making, of the City's Strategic Community Plan June 2021 and specifically the following Strategic Priorities:
a. 4.2: Deliver governance systems that facilitate open, ethical and transparent decision making; and
b. 4.4: Govern a professional organisation that is healthy, capable and engaged.

5. POLICY STATEMENT

5.1. The City utilises a range of mechanisms to ensure Councillors can make informed decisions, including workshops, briefing sessions, and community access sessions, in addition to its formal Council and Committee meetings.

Council and Committee Meetings

5.2. Council and Committee Meetings are conducted in accordance with the *Local Government Act 1995*, the *Local Government (Administration) Regulations 1996* and the *City of Busselton Standing Orders Local Law 2018*.

5.3. Formal decisions of the Council are made at Council and Committee meetings.

Agenda Briefing Sessions

5.4. Agenda briefing sessions are utilised to discuss matters that appear on the current Council agenda.

5.5. Agenda briefing sessions shall be conducted in an open, accountable manner, subject to confidentiality provisions.

Briefing Sessions and Workshops

5.6. Outside of agenda briefing sessions it is usual for workshops and briefing sessions on a range of matters to be convened by the CEO for the purpose of providing relevant information to Councillors.

5.7. Briefing sessions and workshops are convened to offer Councillors the opportunity to:
   a. explore options and discuss ideas;
   b. discuss future agenda items and strategic direction;
   c. to be briefed on key ongoing projects and have input prior to the allocation of resources in taking forward reports to the Council;
   d. provide feedback and input in relation to decisions being made, or which may be made, by officers (under delegation, authorisation or similar, or 'acting through');
   e. discuss and resolve where possible grievances and concerns.

5.8. Briefing sessions are relatively informal and are not open to the general public (unless invited) due to the preliminary and exploratory nature of the discussions.

5.9. Formal decisions of the Council are only made during a formal Council meeting and therefore collective or implied agreement on any issue during any briefing, information session or workshop cannot bind the Local Government.

Community Access Sessions

5.10. Community Access Sessions provide community members the opportunity to address Councillors on matters of local government business. Administrative matters may be responded to by the CEO or taken on notice.

5.11. While Community Access Sessions are not formal meetings of Council, it is important that they are conducted in a way that is consistent with the principles and objectives of the *Local Government Act 1995* in relation to the conduct of business. Accordingly the following will apply
   a. each member of the public will be given an equal and fair opportunity, to be determined by the presiding member, to address Councillors;
   b. an address will be limited to a period of 5 minutes unless the person is granted an extension by the presiding member;
   c. the presiding member may decide that a question or matter is not be responded to where the same or similar question or matter was:
      i. asked or dealt with at a previous CAS or Council meeting and a response provided; or
      ii. where the question is offensive or defamatory in nature;
   d. no person is to use any electronic, visual or audio recording device or instrument to record the proceedings of CAS without the permission of the presiding member, unless it is at the discretion of the CEO for the purposes of recordkeeping;
   e. a person must comply with the City's Behaviour Protocols at all times and must not create a disturbance by interrupting or interfering with the proceedings.
   f. community members must show respect to Councillors and employees and must not publicly make adverse reflections on the character or conduct of a Councillor or employee.

5.12. If the presiding member considers a community member has engaged in conduct contrary to the requirements of 5.13, they may request the person to refrain from the inappropriate behaviour and / or to withdraw inappropriate comments.

5.13. Where a community member fails to comply with the Presiding Members request, the presiding member may immediately require the person to stop speaking and / or may require the person to leave the Community Access Session.

5.14. The CEO will keep a record of matters raised at Community Access Sessions, including who they were raised by.

Information Provision

5.15. Requests by Councillors' for information should be directed to the CEO or relevant Director and circulated to all Councillors for information. The officer's response should be circulated to all Councillors.

5.16. Councillors can ask for personal information of a private nature to be provided on a "Private and Confidential" basis. The CEO will consider the appropriateness of the request and determine whether such information is to be provided.

5.17. Where a question cannot be sufficiently answered at an Information Session or Council or Committee meeting, any further information is to be circulated to all Councillors.

5.18. In addition to disclosure requirements that apply at formal meetings, the Department of Local Government guidelines promote disclosure of interests at agenda forums, as participation without disclosing an interest is ethically unacceptable. Interests shall therefore be disclosed at Information Sessions.

6. RELATED DOCUMENTATION / LEGISLATION

6.1. *Local Government Act 1995*
6.2. *Local Government (Administration) Regulations 1996*
6.3. Department of Local Government Council Forums Guideline

7. REVIEW DETAILS

Review Frequency		3 yearly		
Council Adoption	**DATE**		**Resolution #**	
Previous Adoption	**DATE**	23 March 2022	**Resolution #**	**C2203/060**

City of Busselton
Geographe Bay

Council Policy

Council Policy Name: **Meetings, Information Sessions and Decision Making Processes**

Responsible Directorate: **Finance and Corporate Services** **Version:** ~~ADOPTED~~PROPOSED

1. PURPOSE

1.1. A key role of a Councillor is to participate in the Local Government's decision-making processes at Council and Committee meetings. A key function of the CEO is to ensure that advice and information is available to the Council so that informed decisions can be made.

1.2. The purpose of this Policy is to set out guidelines for the provision of information to Councillors at Council and Committee meetings and Information Sessions, as well as how Information Sessions will be managed.

2. SCOPE

2.1. This Policy is applicable to all Information Sessions and formally-constituted meetings involving Councillors of the City of Busselton.

3. DEFINITIONS

Term	Meaning
Information Session	Councillor workshops, agenda briefing sessions, briefing sessions and community access sessions
Policy	this City of Busselton Council policy titled "Meetings, Information Sessions and Decision Making Processes"

4. STRATEGIC CONTEXT

4.1. This Policy links to Strategic Theme 4. LEADERSHIP - A Council that connects with the community and is accountable in its decision making, of the City's Strategic Community Plan June 2021 and specifically the following Strategic Priorities:
a. 4.2: Deliver governance systems that facilitate open, ethical and transparent decision making; and
b. 4.4: Govern a professional organisation that is healthy, capable and engaged.

5. POLICY STATEMENT

5.1. The City utilises a range of mechanisms to ensure Councillors can make informed decisions, including workshops, briefing sessions, and community access sessions, in addition to its formal Council and Committee meetings.

Council and Committee Meetings

5.2. Council and Committee Meetings are conducted in accordance with the *Local Government Act 1995*, the *Local Government (Administration) Regulations 1996* and the *City of Busselton Standing Orders Local Law 2018*.

5.3. Formal decisions of the Council are made at Council and Committee meetings.

Agenda Briefing Sessions

5.4. Agenda briefing sessions are utilised to discuss matters that appear on the current Council agenda.

5.5. Agenda briefing sessions shall be conducted in an open, accountable manner, subject to confidentiality provisions.

Briefing Sessions and Workshops

5.6. Outside of agenda briefing sessions it is usual for workshops and briefing sessions on a range of matters to be convened by the CEO for the purpose of providing relevant information to Councillors.

5.7. Briefing sessions and workshops are convened to offer Councillors the opportunity to:
   a. explore options and discuss ideas;
   b. discuss future agenda items and strategic direction;
   c. to be briefed on key ongoing projects and have input prior to the allocation of resources in taking forward reports to the Council;
   d. provide feedback and input in relation to decisions being made, or which may be made, by officers (under delegation, authorisation or similar, or 'acting through');
   e. discuss and resolve where possible grievances and concerns.

5.8. Briefing sessions are relatively informal and are not open to the general public (unless invited) due to the preliminary and exploratory nature of the discussions.

5.9. Formal decisions of the Council are only made during a formal Council meeting and therefore collective or implied agreement on any issue during any briefing, information session or workshop cannot bind the Local Government.

Community Access Sessions

5.10. Community Access Sessions provide community members the opportunity to address Councillors on matters of local government business. Administrative matters may be responded to by the CEO or taken on notice.

~~5.11. Community Access Sessions may also be used to present on a matter currently before Council for a decision, either ahead of the Council meeting as a party with an interest (as per the City of Busselton's Standing Orders Local Law) or as an 'other' interested person.~~

~~5.12. At the discretion of the Presiding Member, community members wishing to present on a matter not on a current Council meeting agenda will be heard first, followed by those wishing to present on an item before Council.~~

~~5.13.~~5.11. While Community Access Sessions are not formal meetings of Council, it is important that they are conducted in a way that is consistent with the principles and objectives of the *Local Government Act 1995* in relation to the conduct of business. Accordingly the following will apply
   a. each member of the public will be given an equal and fair opportunity, to be determined by the presiding member, to address Councillors;
   b. an address will be limited to a period of 5 minutes unless the person is granted an extension by the presiding member;
   c. the presiding member may decide that a question or matter is not be responded to where the same or similar question or matter was:
      i. asked or dealt with at a previous CAS or Council meeting and a response provided; or

ii. where the question is offensive or defamatory in nature;

d. no person is to use any electronic, visual or audio recording device or instrument to record the proceedings of CAS without the permission of the presiding member, unless it is at the discretion of the CEO for the purposes of recordkeeping;

e. a person must comply with the City's Behaviour Protocols at all times and must not create a disturbance by interrupting or interfering with the proceedings.

f. community members must show respect to Councillors and employees and must not publicly make adverse reflections on the character or conduct of a Councillor or employee.

~~5.14.~~5.12. If the presiding member considers a community member has engaged in conduct contrary to the requirements of 5.13, they may request the person to refrain from the inappropriate behaviour and / or to withdraw inappropriate comments.

~~5.15.~~5.13. Where a community member fails to comply with the Presiding Members request, the presiding member may immediately require the person to stop speaking and / or may require the person to leave the Community Access Session.

~~5.16.~~5.14. The CEO will keep a record of matters raised at Community Access Sessions, including who they were raised by.

Information Provision

~~5.17.~~5.15. Requests by Councillors' for information should be directed to the CEO or relevant Director and circulated to all Councillors for information. The officer's response should be circulated to all Councillors.

~~5.18.~~5.16. Councillors can ask for personal information of a private nature to be provided on a "Private and Confidential" basis. The CEO will consider the appropriateness of the request and determine whether such information is to be provided.

~~5.19.~~5.17. Where a question cannot be sufficiently answered at an Information Session or Council or Committee meeting, any further information is to be circulated to all Councillors.

~~5.20.~~5.18. In addition to disclosure requirements that apply at formal meetings, the Department of Local Government guidelines promote disclosure of interests at agenda forums, as participation without disclosing an interest is ethically unacceptable. Interests shall therefore be disclosed at Information Sessions.

6. RELATED DOCUMENTATION / LEGISLATION

6.1. *Local Government Act 1995*
6.2. *Local Government (Administration) Regulations 1996*
6.3. Department of Local Government Council Forums Guideline

7. REVIEW DETAILS

Review Frequency		3 yearly		
Council Adoption	**DATE**	~~23 March 2022~~	**Resolution #**	~~**C2203/060**~~
Previous Adoption	**DATE**	23 March 2022~~10 May 2017~~	**Resolution #**	**C2203/060**~~C1705/101~~

ITEMS TO BE DEALT WITH BY SEPARATE RESOLUTION (WITHOUT DEBATE)

12.3 Finance Committee - 13/4/2022 - ADOPTION OF THE LIST OF FEES AND CHARGES FOR THE 2022/23 FINANCIAL YEAR

STRATEGIC THEME	LEADERSHIP - A Council that connects with the community and is accountable in its decision making.
STRATEGIC PRIORITY	4.5 Responsibly manage ratepayer funds to provide for community needs now and in the future.
SUBJECT INDEX	Fees and Charges
BUSINESS UNIT	Finance and Corporate Services
REPORTING OFFICER	Finance Coordinator - Jeffrey Corker
AUTHORISING OFFICER	Director Finance and Corporate Services - Tony Nottle
NATURE OF DECISION	Executive: Substantial direction setting, including adopting budgets, strategies, plans and policies (excluding local planning policies); funding, donations and sponsorships; reviewing committee recommendations
VOTING REQUIREMENT	Absolute Majority
ATTACHMENTS	Attachment A Draft List of Fees and Charges for the 2022/23 Financial Year

This item was considered by the Finance Committee at its meeting on 13/4/2022, the recommendations from which have been included in this report.

DISCLOSURE OF INTEREST	
Date	27 April 2022
Meeting	Ordinary Council
Name/Position	Cr Grant Henley, Mayor
Item No./Subject	Item No. 12.3 'Adoption of fees and charges for the 2022/23 Financial Year'.
Type of Interest	Financial Interest
Nature of Interest	My daughter is employed as a casual Learn to Swim Instructor and she resides under my roof.

5:52pm: At this time, Mayor Grant Henley left the meeting and Deputy Mayor Paul Carter assumed the chair.

The committee recommendation was moved and carried.

COUNCIL DECISION

C2204/085 Moved Councillor P Cronin, seconded Councillor S Riccelli

That the Council adopts the Schedule of Fees and Charges, as per Attachment A – Draft Schedule of Fees and Charges, effective from and including 1 July 2022, subject to the following amendments:

Description	Previous Proposed Fee 2022/23 (Incl. GST)	Amended Fee 2022/23 (Incl. GST)
Outdoor Exercise Sites		
Zone 1- Twelve (12) month fee	**$900**	**$860**
Zone 1 – Six (6) month fee	**$450**	**$430**
Zone 2 - Twelve (12) month fee	**$680**	**$650**
Zone 2 – Six (6) month fee	**$340**	**$325**

CARRIED 8/0

BY ABSOLUTE MAJORITY

OFFICER RECOMMENDATION

That the Council That the Council endorses the Fees and Charges as detailed in the "Schedule of Fees and Charges - 2022/23" as per Attachment A – Draft Schedule of Fees and Charges, effective from and including 1 July 2022.

EXECUTIVE SUMMARY

In accordance with Regulation 5(2) of the *Local Government (Financial Management) Regulations*, a local government is to undertake a review of its fees and charges regularly, and not less than once in every financial year. This report provides Council with a recommended Schedule of Fees and Charges to apply for the financial year commencing on 1 July 2022.

BACKGROUND

Each year, the City sets its fees and charges with the view of implementing any changes as of 1 July in any given year. City officers have reviewed each section of the fees and charges and have highlighted any areas of change, or reasons why no changes have occurred in comparison to the existing adopted listing.

As part of the annual review of the fees and charges, officers take into account matters including the cost to provide a service, market conditions and needs of the community. These inform the recommendations that will be made to the Council. These fees and charges recommended are in accordance with recent planning and discussions relating to the City's Long Term Financial Plan.

When Council adopts an annual budget, it may also set its fees and charges that will be imposed during a financial year. In order for the 2022/23 schedule of fees and charges to be effective from the commencement of the new financial year, the Council is required to adopt its schedule in advance of 30 June 2022, such that any statutory public notice periods (including gazettal's where required) can be complied with.

OFFICER COMMENT

The 2022/23 Draft Schedule of Fees and Charges has been guided by a 2.6% general escalation over currently adopted fees and charges. Notwithstanding this, in some limited instances, this principle is not appropriate, with other factors also requiring consideration. The following provides an overview, by Directorate, of noteworthy instances where an increase has not been applied, whilst also discussing, where relevant, newly proposed fees and charges.

Planning and Development Services

Building Related Fees

- General

  The wording of a number of fees have been altered to provide clarity.

- Swimming Pool Inspections

  Fees relating to Swimming Pools have been collated and given their own category.
  The Pool Certificate Inspection fee relates to inspection as required by Regulation 28 of the Building Regulations 2012 at the completion of the construction of a swimming pool to ensure the barriers have been installed correctly and that the pool is safe to use. This fee was previously captured under the 'Certificate of Construction / Building Compliance' line item.

Health Related Fees

- General

  A number of fees have not been increased as they are already set at the maximum statutory amount.

Town Planning Related Fees

- General

  The wording of a number of fees have been altered to provide clarity and a number of fees that are Statutory in nature have been deleted as Council has no discretion over them.

Ranger & Fire Service Related Fees

- Impounding Fees – Other – Motor Vehicles

  The fee for a Daily Impoundment of a Motor Vehicle has been altered for $30 to "At Cost". The City's towing contractor does not currently charge a daily storage fee. The fee would only be applied if that were to change, in which case the charge would be passed on to the vehicle owner.

Engineering & Works Services

Waste Disposal and Sanitation Fees

- Other Miscellaneous Charges

  The fee for domestic Electronic Waste has been deleted as it subject to Contract restrictions. Commercial Electronic Waste has a separate charge.

Finance & Corporate Services

Administration / Miscellaneous Fees

- Sale of Council Documents

  The fee for an Annual Subscription to the Council Minutes has been deleted as the fee is not needed as the minutes are available for free on the Internet.

Rates & Finance Charges

- Rates / Property Related Matters

  The fees for ownership Listings per search and per locality have been increased to $50 to better reflect the cost of staff time involved to prepare replies.

Cemetery fees

- General

  A number of fees have not been increased as price checking has indicated the Busselton fees are high compared to other similar cemeteries. Accordingly some fees have been held at previous prices to help restore parity.

  The layout and wording of a number of fees has been altered with the intention of simplifying the fees and charges and removing unnecessary repetition or wording in the Cemeteries Act and Local Law.

  A new fee, Request for Minor Monumental Works (cleaning, repairs, maintenance etc.); has been introduced.

  A number of fees have been removed as they are no longer applicable.

Community & Commercial Services

Events – Equipment Hire & Signage

- Event Signage

  Subject to Tender submissions, it is planned to replace the current events billboard with a digital billboard. This will save event organisers the supply costs for the sign skins. To provide a greater degree of parity a new hire fee for commercial events is proposed which is double that of a community hire.

ArtGeo Cultural Complex

- Courthouse Complex Hire

  The charges for Courtyard and Marine Terrace Garden are to be aligned with rental of the Fodder Room and charge a flat $15 per hour. This will enable small groups to use this area with little staff involvement and activate spaces outside our normal operating hours. Target groups include well-being groups such as yoga and tai chi during the fine weather period.

- Exhibition Hire

  ArtGeo Gallery fees have been removed as the gallery is now the construction site office for the Busselton Performing Arts and Convention Centre. Fees will be reviewed and proposed as part of a separate report to Council along with other fees for the venue.

It is planned to remove the exhibition charges from the Bond Store to support emerging artists. In exchange for the removal of this cost, it is intended to ask for relevant artist to reciprocate with either a free workshop, artist talk or demonstration each. This will give life and vibrancy to the complex and insure the space is constantly occupied.

Library Charges

- General

  The charge for A3 photocopies (both black and white and colour) has increased to double that of an A4 photocopy, reflecting the fact that double the amount of ink is used to produce the A3 copy. This is consistent with photocopy charges set by commercial operators. The libraries' new MFDs are set up to charge the new fees.

Busselton-Margaret River Regional Airport

- Landing Fees& General Aviation Charges

  Landing Fees for the two lighter categories of aircraft have not been increased so as to encourage General Aviation use of the airport.

  The fee for "Apron parking bay 1-11 per day – first 3 hours free" has been increased from $33 to $40, a 21% increase. BMRA apron parking was originally implemented lower than other regional airports to encourage aircraft overnighting. This is now occurring and apron CCTV needs to be installed and hence charges should be increased to contribute back to the cost of security CCTV.

  The fee for "General aviation hardstand parking only, per day" has not been increased as a concession for GA usage of the airport.

- Car Parking

  Car parking fees have not been increased with RPT flights due to commence in April.

- Other Fees

  Fees relating to the Airport Reporting Officer have been increased above 2.6% to reflect increase in salaries, wages and overhead costs.

  The "Hanger Hire Fee (min 200sqm) per sqm per week" has increased by 4.55% to reflect demand and also to encourage take up of the GA precinct.

Busselton Jetty Tourist Park

- General

  Fees for Powered sites have generally (subject to rounding) been increased by the 2.6%. Exceptions are pensioner's rates (~1.3% increase) and extra child/adult per night rates. The "Cancellation booking fee" has been increased by 5% due to rounding.

  The "Washing machine fee" has not increased as to do so would necessitate the coin mechanism to be changed on the washing machines.

  The "Additional charge for electricity use for caravan air conditioners per day" fee has been increased by 3.57% to reflect increases in WA electricity prices.

Outdoor Exercise Sites

- General

  All Outdoor Exercise Site Permits have been increased by approximately 7% as industry benchmarking suggests that the City is charging less than many other Local Governments.

Geographe Leisure Centre

- Swimming Pool

  A new fee, Swimming Pool lane hire - Commercial (per lane per hour) OFF- Peak; has been introduced to encourage use of the pool after 7pm at off-peak times.

  Local regular not for profit user groups – no increase to current $5 fee is recommended. Restricted lane space availability and rebuilding relationships with user groups, who have communicated issues with current fees for lane hire. An increase to this fee would create further financial issues for clubs at this time.

  The "Learn to Swim" charge has only increased by 1% to keep fee rounded to $16.00 per lesson instead of $16.20. Next year will look towards increasing this to $16.50 per lesson.

  The fee to hire the Small Inflatable has been increased by 17% to $140/hour to align more with outdoor inflatable and allow for increase in costs to staffing and administration costs.

- Personal / Group Training

  The fee for "Personal/Group Training – PT School program entry per student (min 8 students)" is to remain at $8.00, for affordability to students to attend school programs in future.

- Crèche / Activity Room

  The fee for the Vacation Care Program has increased by 4% to round the fee up to $80. Noting no increase was applied in 21/22, an increase in costs for excursions has justified this 4% increase.

Naturaliste Community Centre

- Family Activity Centre

  Fees to utilise this space have been increased by more than 2.6% to reflect that the room needs to be prepared by staff prior to use.

- Community Office Space

  No increase to this fee has been proposed to encourage usage of the room.

- Vacation Care Program

  The fee for the Vacation Care Program has increased by 4% to round the fee up to $80. Noting no increase was applied in 21/22, an increase in costs for excursions has justified this 4% increase.

Statutory Environment

Sections 6.16 to 6.19 of the *Local Government Act 1995* (the Act) refer to the imposition, setting the level of, and associated administrative matters pertaining to fees and charges. The requirement to review fees and charges on an annual basis is detailed within Regulation 5 of the *Local Government (Financial Management) Regulations 1996*.

Section 6.16 of the Act states that a local government may impose and recover a fee or charge for any goods or services it provides or proposes to provide, other than a service for which a service charge is imposed.

Section 6.17 of the Act further states that in determining the amount of a fee or charge for goods and services, a local government is to take in to consideration the following factors:

a) The cost to the local government of providing the service or goods;
b) The importance of the service or goods to the community; and
c) The price at which the service or goods could be provided by an alternative provider.

Section 6.18 of the Act clarifies that, if the amount of any fee or charge is determined under another written law, then a local government may not charge a fee that is inconsistent with that law.

Relevant Plans and Policies

There are no relevant plans or policies to consider in relation to this matter, other than the Long Term Financial Plan which is discussed in the subsequent Financial Implications section.

Financial Implications

Whilst revenue from fees and charges includes items that the Council has no authority to amend (statutory charges set by external bodies), it is important that, where possible, controllable fees and charges are appropriately indexed on an annual basis, to assist in offsetting the increasing costs of providing associated services. This may include increases beyond normal indexation in particular cases, in line with section 6.17 of the Act.

The Council's current Long Term Financial Plan reflected an annual increase in Fees and Charges revenue of 2.6%. This will be reflected in the 2022/23 budget and included in future revisions and development of the Long Term Financial Plan.

Stakeholder Consultation

Business Unit Managers are responsible for reviewing fees and charges associated with activities under their control. As part of the review process, consultation may occur with other local government authorities, in addition to a review of prices offered by alternate service providers (pursuant to section 6.17 of the Act).

Risk Assessment

An assessment of the potential implications of implementing the officer recommendation has been undertaken using the City's risk management framework, with risks assessed taking into account any controls already in place. No risks of a medium or greater level have been identified.

Options

Council may recommend amendments to the Draft Schedule of Fees and Charges as it deems appropriate.

CONCLUSION

As part of the annual review of fees and charges, the currently adopted fees and charges have been reviewed in line with the requirements of the *Local Government Act 1995* and other relevant legislation as applicable. Consequently, it is recommended that Council endorses the Draft Schedule of Fees and Charges for 2022/23 as proposed.

TIMELINE FOR IMPLEMENTATION OF OFFICER RECOMMENDATION

Consequent to adoption by the Council, the Schedule of Fees and Charges for 2022/23 will become effective from and including 1 July 2022.

CITY OF BUSSELTON

Schedule of Fees & Charges

2022/23 Financial Year

DESCRIPTION	ADOPTED FEE 2021/22 (Exc GST)	DRAFT FEE 2022/23 (Exc GST)	DRAFT FEE 2022/23 (Inc GST)
A concession of 50% of the adopted fee or charge may apply (upon application) in relation to those fees and charges shaded and marked with an asterisk (*). The concession is only available to incorporated not for profit organisations and groups where profits raised from the associated activity are to be donated to a local cause or charity.			
PLANNING & DEVELOPMENT SERVICES			
BUILDING RELATED FEES			
Fees for building services listed in Schedule 2, Building Regulations 2012	As per the maximum fee listed in Schedule 2, Building Regulations 2012	As per the maximum fee listed in Schedule 2, Building Regulations 2012	As per the maximum fee listed in Schedule 2, Building Regulations 2012
Building Plan Searches			
Electronic Plans	82.00	84.00	84.00
Old Archive (Stored at Depot) The above fees include the cost of copying up to ten A4 or A3 sheets or equivalent. Any further copies which be charged in accord with the adopted photocopy charges as detailed in this Schedule	123.00	126.00	126.00
Provide copy of Housing Indemnity Insurance Policy	82.00	84.00	84.00
Site Plans	65.00	66.00	66.00
Building Inspection and Reports			
Section 39 Building BCA complince inspection fee - if required.	163.64	167.27	184.00
Property Inspection and Report Preparation	523.64	536.36	590.00
Building Call Out Fee. Fee applies where work for which an inspection is requested, was not ready for inspection.	163.64	167.27	184.00
Swimming Pool Inspections			
4 Yearly Inspection	As per the maximum fee listed in Regulation 53 of the Building Regulations 2012	As per the maximum fee listed in Regulation 53 of the Building Regulations 2015	As per the maximum fee listed in Regulation 53 of the Building Regulations 2016
Pool Certification inspection (upon completion of construction of barrier to a private swimming pool)	New 2022/23	167.27	184.00
Pool inspection fee on sale of property (if more than 1 year from scheduled inspection)	163.64	167.27	184.00
Building and Pool re-inspection fee for non compliance (will be charged when barrier is found to be non-compliant at three consecutive inspections).	163.64	167.27	184.00
Building certificates and written advice (Building Act 2011)			

DESCRIPTION	ADOPTED FEE 2021/22 (Exc GST)	DRAFT FEE 2022/23 (Exc GST)	DRAFT FEE 2022/23 (Inc GST)
Certificate of design compliance for class 2-9 buildings construction value up to $2M	0.09% of the GST inclusive estimated value of works, with a minimum of $350 exc GST.	0.09% of the GST inclusive estimated value of works, with a minimum of $350 exc GST.	0.09% of the GST inclusive estimated value of works, with a minimum of $385 inc GST.
Certificate of design compliance for class 2-9 buildings construction value more than $2M	$1,800 exc GST, plus 0.07% of the GST inclusive estimated value of works for every $ over $2M.	$1,800 exc GST, plus 0.07% of the GST inclusive estimated value of works for every $ over $2M.	$1,980 inc GST, plus 0.07% of the GST inclusive estimated value of works for every $ over $2M.
Certificate of Construction/ Building Compliance	Hourly fee of $165, minimum of $350 exc GST	Hourly fee of $165, minimum of $350 exc GST	Hourly fee of $181.50, minimum of $385 inc GST
HEALTH RELATED FEES			
*** Food Premises Fees**			
Notification Fee	69.00	70.00	70.00
Application for Registration Food Business - Low Risk	130.00	133.00	133.00
Application for Registration Food Business - Medium / High Risk	239.00	245.00	245.00
Service fee - Low Risk - Pro rata applies	102.00	104.00	104.00
Service fee - Medium Risk - Pro rata applies	219.00	224.00	224.00
Service fee - High Risk - Pro rata applies	438.00	449.00	449.00
Inspection of premises (Additional or on request)	191.00	195.00	195.00
Overdue service fee - correspondence	36.00	37.00	37.00
Stallholders			
Application for Stallholders Permit Fee/Renewal of Stallholder's Permit Fee/ Transfer of Stallholders Permit			
per occasion	41.00	42.00	42.00
Up to 3 months	61.00	62.00	62.00
6 months	91.00	93.00	93.00
12 months	153.00	156.00	156.00
Application for Transfer of Stallholder's Permit	36.00	37.00	37.00
Traders			
Application for Trader's Permit	157.00	161.00	161.00
Application for Transfer of Trader's Permit	157.00	161.00	161.00
Itinerant Trader Permit Fee	1,570.00	1,610.00	1,610.00
Trader's Permit – Bond Fees	1,178.00	1,208.00	1,208.00
Trader's Permit Fee – Zone 1			
Prime sites (Meelup Beach Carpark Only)			
12 months - Pro rata applies	5,650.00	5,796.00	5,796.00
Trader's Permit Fee – Zone 1A			
Prime sites (e.g. Boat ramp car parks)			
12 months - Pro rata applies	4,150.00	4,257.00	4,257.00
Trader's Permit Fee – Zone 2			

DESCRIPTION	ADOPTED FEE 2021/22 (Exc GST)	DRAFT FEE 2022/23 (Exc GST)	DRAFT FEE 2022/23 (Inc GST)
Secondary sites (e.g. other coastal and foreshore nodes)			
12 months - Pro rata applies	3,100.00	3,180.00	3,180.00
Trader's Permit Fee – Zone 2A			
Other inland sites			
12 months - Pro rata applies	2,600.00	2,667.00	2,667.00
Outdoor Eating Facility			
Application for Outdoor Eating Facility Permit	153.00	156.00	156.00
Outdoor Eating Facility Permit Fee/Renewal of Outdoor Eating Facility Permit Fee	0.00	0.00	0.00
Application for Transfer of Outdoor Eating Facility Permit	66.00	67.00	67.00
*** Public Building Fees**			
The maximum "Statutory" fee for consideration of an application for approval is $871 (inc GST)			
< 500 persons	168.00	172.00	172.00
500 - 999 persons	226.00	231.00	231.00
1,000 - 2,999 persons	453.00	464.00	464.00
3,000 - 4,999 persons	752.00	771.00	771.00
> 5,000 persons	867.00	871.00	871.00
Public Building Inspection Fee (including events)	117.00	120.00	120.00
Water Sampling Fee			
Chemical Swimming Pool sample	16.00	16.00	16.00
Micro/ Amoeba Swimming Pool Sample	38.00	38.00	38.00
Private Water Supply Sampling Fee	78.00	80.00	80.00
Overdue service fee - correspondence	37.00	38.00	38.00
Park Home, Annexe & Miscellaneous Caravan Park Fees			
Application for Approval of Park Home	250.00	256.00	256.00
Application for Approval of Annexe	250.00	256.00	256.00
Application for approval of other Buildings, Carports, Pergolas and Storage Sheds	250.00	256.00	256.00
Animal Registration Fees			
Application for Registration of Stable	91.00	93.00	93.00
Application to Renew Registration of Stable	54.00	55.00	55.00
Application to Transfer Registration of Stable	27.00	27.00	27.00
Application for Registration of premises to keep pigeons	91.00	93.00	93.00
Application for renewal of Registration to Keep Pigeons	54.00	55.00	55.00
Lodging House Registration Fees			
Application for Registration of Lodging House - less than 15 lodgers	392.00	402.00	402.00
Renewal of Registration of Lodging House - less than 15 lodgers	260.00	266.00	266.00
Application for Registration of Lodging House - 15 or more lodgers	561.00	575.00	575.00
Renewal of Registration of Lodging House - 15 or more lodgers	375.00	384.00	384.00
Overdue registration - correspondence fee	36.00	37.00	37.00
Temporary Accommodation Approval Fees			
Application for Approval to camp (Regulation 11 Caravan Parks & Camping Grounds Regulations 1997)	250.00	256.00	256.00
Holiday Homes			
Application for Registration of Holiday Homes	153.00	156.00	156.00
Registration Fee - Pro rata applies	240.00	246.00	246.00
Renewal of Holiday Homes Registration	262.00	268.00	268.00
Application to replace Manager	36.00	36.00	36.00

DESCRIPTION	ADOPTED FEE 2021/22 (Exc GST)	DRAFT FEE 2022/23 (Exc GST)	DRAFT FEE 2022/23 (Inc GST)
Overdue Holiday Home Correspondence Fee	36.00	37.00	37.00
Effluent Disposal Fee			
Request for re-inspection	136.00	139.00	139.00
Local Government Report	127.00	130.00	130.00
Copy of Approval - Apparatus for Treatment of Sewage	50.00	51.00	51.00
*** Noise Monitoring Fees**			
The maximum "Statutory" fee for consideration of a Regulation 18 application for approval is $1000 (inc GST)			
<500 persons	220.00	225.00	225.00
500 - 1,000 persons and 1 performing area only	545.00	559.00	559.00
500 - 1,000 persons and 2 or more performing areas	875.00	897.00	897.00
>1,000 persons and 1 performing area only	875.00	897.00	897.00
>1,000 persons and 2 or more performing areas	1,000.00	1,000.00	1,000.00
Noise monitoring fee - per hour	137.00	140.00	140.00
Noise Monitoring Report	290.00	297.00	297.00
General Fees			
Request for a Section 39 Liquor Licence Certificate	209.00	214.00	214.00
Premises Plan Assessment Fee - miscellaneous	168.00	172.00	172.00
Request for Inspection of Premises - miscellaneous	191.00	195.00	195.00
Request for Premises Inspection Report	168.00	172.00	172.00
Reports to Settlement agents	168.00	172.00	172.00
Copy of Certificate of analysis	31.00	33.00	33.00
TOWN PLANNING RELATED FEES			
Fees for planning services listed in the Planning and Development Regulations 2009	As per the maximum fee listed in Schedule 2, Planning and Development Regulations 2009	As per the maximum fee listed in Schedule 2, Planning and Development Regulations 2009	As per the maximum fee listed in Schedule 2, Planning and Development Regulations 2009
Miscellaneous			
Design Review Panel meeting (where triggered under Local Planning Policy 4.13)	New 2022/23	At Cost	At Cost
Certificate of Local Planning Authority (or Local Government Authority where appropriate such as Section 39 & 40 requests, Certificates relating to firearms approvals etc)	157.00	161.00	161.00
Reconsideration of decision to refuse application for planning consent where application is received more than 28 days from the date of the original decision (no fees are payable where application received within 28 days)	40% of the planning application fee that would apply to a new application, with the minimum fee being the fee payable for an application for planning consent.	40% of the planning application fee that would apply to a new application, with the minimum fee being $147.	40% of the planning application fee that would apply to a new application, with the minimum fee being $147.

DESCRIPTION	ADOPTED FEE 2021/22 (Exc GST)	DRAFT FEE 2022/23 (Exc GST)	DRAFT FEE 2022/23 (Inc GST)
Assessment of plans or detailed documents required pursuant to a DGP, DAP or site-specific zoning provisions prior to development or subdivision.	Planning application fee as per Schedule 2 Planning and Development Regulations 2009.	Planning application fee as per Schedule 2 Planning and Development Regulations 2009.	Planning application fee as per Schedule 2 Planning and Development Regulations 2009, plus GST.
Landgate Search	Cost plus 30%	Cost plus 30%	Cost plus 30%
Agency referral fee (in addition to application fee)	126.00	129.00	129.00
Planning application consultation - neighbour and agency only (in addition to application fee)	126.00	129.00	129.00
Development Application Consultation - requiring newspaper advertising	400.00	410.00	410.00
Applications for planning approval when required ONLY due to inclusion of property on adopted Heritage List	Full Fee Waiver ($0)	Full Fee Waiver ($0)	Full Fee Waiver ($0)
Portable Sign Licence Fee	223.00	228.00	228.00
Legal Agreements			
Planning & Building Agreement Preparation Fees	At cost	At cost	At cost plus GST
Planning & Building Agreement Preparation Fees - External	At cost	At cost	At cost plus GST
RANGER & FIRE SERVICE RELATED FEES			
ANIMAL CONTROL			
Registration tag re-issue	Nil	Nil	Nil
Other LGA Registration transfer - Dogs & Cats	Nil	Nil	Nil
Cat Traps			
Cat Trap refundable deposit when requesting trap	102.00	100.00	100.00
Application Fees			
Application for permission to keep more than two cats	80.00	82.00	82.00
Application for permission to keep more than two dogs	80.00	82.00	82.00
Application for licence/renewal of licence to keep an approved cattery establishment	221.00	226.00	226.00
Application for licence/renewal of licence to keep an approved kennel establishment	221.00	226.00	226.00
Dangerous Dogs			
Dangerous Dog (Declared) compliance and annual inspection fee	102.00	104.00	104.00
IMPOUNDING FEES - ANIMALS			
Impounding Fees - Dogs			
Dog - Animal Facility Administration Fee	188.00	192.00	192.00
Sustenance Fees for first 72 hours	0.00	0.00	0.00
Sustenance Fees per day after 72 hours	32.00	32.00	32.00
Impounding Fees - Cats			
Cat Impoundment Fee	188.00	192.00	192.00
Sustenance Fees for first 72 hours	0.00	0.00	0.00
Sustenance Fees per day after 72 hours	32.00	32.00	32.00

DESCRIPTION	ADOPTED FEE 2021/22 (Exc GST)	DRAFT FEE 2022/23 (Exc GST)	DRAFT FEE 2022/23 (Inc GST)
Ranger Fees to impound stock			
Stock (1) to include entire horses, mules, asses, camels, bulls or boars, per head			
- if impounded after 6am & before 6pm	120.00	123.00	123.00
- if impounded after 6pm and before 6am	146.00	149.00	149.00
Stock (2) to include mares, gelding, colts, fillies, foals, oxen, cows, steers, heifers, calves, rams or pigs - per head			
- if impounded after 6am & before 6pm	120.00	123.00	123.00
- if impounded after 6pm and before 6am	146.00	149.00	149.00
Stock (3) to include wethers, ewes, lambs, goats - per head			
- if impounded after 6am & before 6pm	87.00	89.00	89.00
- if impounded after 6pm and before 6am	113.00	115.00	115.00
Stock Poundage Fee			
Stock (1) to include entire horses, mules, asses, camels, bulls or boars above or apparently above the age of 2 years - per head			
- First 24 hours or part	30.00	30.00	30.00
- Subsequently each 24 hours or part	17.50	17.50	17.50
Stock (2) to include entire horses, mules, asses, camels, bulls or boars under age of 2 years - per head			
- First 24 hours or part	30.00	30.00	30.00
- Subsequently each 24 hours or part	17.50	17.50	17.50
Stock (3) to include mares, gelding, colts, fillies, foals, oxen, cows, steers, heifers, calves, rams or pigs - per head			
- First 24 hours or part	30.00	30.00	30.00
- Subsequently each 24 hours or part	17.50	17.50	17.50
Stock (4) to include wethers, ewes, lambs, goats - per head			
- First 24 hours or part	30.00	30.00	30.00
- Subsequently each 24 hours or part	17.50	17.50	17.50
No charge is payable in respect of a suckling animal under the age of 6 months running with its mother			
Sustenance of Impounded Stock			
Stock (1) to include entire horses, mules, asses, camels, bulls or boars above or apparently above the age of 2 years - per head			
- For each 24 hours or part	15.50	15.50	15.50
Stock (2) pigs of any description - per head			
- For each 24 hours or part	15.50	15.50	15.50
Stock (3) rams, wethers, ewes, lambs or goats per head			
- For each 24 hours or part	15.50	15.50	15.50
No charge is payable in respect of a suckling animal under the age of 6 months running with its mother			
IMPOUNDING FEES - OTHER			
Signs			
Portable Signs	79.00	81.00	81.00
Fixed Sign	150.00	153.00	153.00
Beach Shelters and Other Impounded Goods			

DESCRIPTION	ADOPTED FEE 2021/22 (Exc GST)	DRAFT FEE 2022/23 (Exc GST)	DRAFT FEE 2022/23 (Inc GST)
Impounded Beach Shelter or Other Structure	128.00	131.00	131.00
Other impounded goods (e.g. camping equipment, pushbikes, or other personal effects)	128.00	131.00	131.00
Motor Vehicles			
Impounded Motor Vehicle - per vehicle	137.00	140.00	140.00
Daily Impoundment Fee	30.00	At Cost	At Cost
Impounded Motor Vehicle Towing Fee - at cost	At Cost	At Cost	At Cost
Shopping Trolleys			
Impounded Shopping Trolley - per trolley	75.00	76.00	76.00
RANGER & FIRE SERVICES - ADMIN COSTS			
Ranger time per hour	134.55	137.27	151.00
Ranger travelling costs (mileage): per kilometre	1.86	1.86	2.05
RANGER & FIRE SERVICES - MISCELLANEOUS			
Application for permit pursuant to Thoroughfares Local Law where no fee otherwise identified	153.00	156.00	156.00
Application for Temporary Parking Permit - (one day)	37.00	37.00	37.00
Daily Charge Temporary Parking Permit - (per day or part thereof following first day)	12.50	12.50	12.50
Application for beach/reserve vehicle access permit - per day	13.50	13.50	13.50
Application for beach/reserve/commercial fisher vehicle access permit - 3 year permit	169.00	173.00	173.00
Application for beach/reserve/commercial fisher vehicle access permit - renewal of permit	115.00	117.00	117.00
Dog/cat disposal / rehousing fee: voluntary surrender by owner: fee per dog/cat	142.00	145.00	145.00
Fire Hazard Clearing			
- Administration Fee	140.00	143.00	143.00
- Contractors Fee: actual cost	At cost	At cost	At Cost Plus GST

DESCRIPTION	ADOPTED FEE 2021/22 (Exc GST)	DRAFT FEE 2022/23 (Exc GST)	DRAFT FEE 2022/23 (Inc GST)
ENGINEERING & WORKS SERVICES			
MEELUP REGIONAL PARK			
Competitor Charges			
Trail events - per competitor For events and activities including mountain biking, off road running, off road triathlon, adventure race.	3.18	3.18	3.50
Site based events - per patron/competitor Charge or fee is imposed on patrons/competitors attending the event and or activity but excluding leavers activities	4.18	4.18	4.60
Event Bonds			
Category 1 (< 500 patrons)	2,692.00	2,761.00	2,761.00
Category 2 (500 - 2,500 patrons)	5,375.00	5,514.00	5,514.00
Category 3 (> 2,500 patrons)	10,761.00	11,040.00	11,040.00
Brochure			
Wildflowers Brochure	2.73	2.73	3.00
MISCELLANEOUS			
Major Projects			
Consultancy charge out rates subject to Contract negotiation where applicable			
Project Manager Advisor	160.91	164.55	181.00
Chief Executive Officer	237.27	242.73	267.00
Cultural Planner	80.00	81.82	90.00
Strategic Planner	80.00	81.82	90.00
Finance Officer	70.00	71.82	79.00
Administration Officer	70.00	71.82	79.00
Charge-out rates: City staff undertaking consultancy/ contract work for other local government authorities			
- Manager Level	165.45	169.09	186.00
- Co-ordinator Level	127.27	130.00	143.00
- Technical Officer Level	113.64	116.36	128.00
Reinstatements/ Private Works			
Road reserves charge for reinstatement of road reserves is the full cost plus profit margin as per Policy	Cost plus 30%	Cost plus 30%	Cost plus 30% plus GST
Private works charge for works requested to be undertaken by City resources is the full cost plus profit margin as per Policy	Cost plus 30%	Cost plus 30%	Cost plus 30% plus GST
Other crossing place related services			
Saw cutting & removal of kerbing/ m (minimum charge $100)	Cost plus 30%	Cost plus 30%	Cost plus 30% plus GST
Concrete apron for brick paved crossovers/ m	Cost plus 30%	Cost plus 30%	Cost plus 30% plus GST
Spray seal pothole repairs/m2 (minimum charge $100)	Cost plus 30%	Cost plus 30%	Cost plus 30% plus GST
Asphalt pothole repairs/m2 (minimum charge $100)	Cost plus 30%	Cost plus 30%	Cost plus 30% plus GST
ROAD / TRAFFIC RELATED FEES			
Closure of Roads / Rights of Way / Public Access Ways			
Road closure Fees (includes administration and advertising)	826.00	847.00	847.00

DESCRIPTION	ADOPTED FEE 2021/22 (Exc GST)	DRAFT FEE 2022/23 (Exc GST)	DRAFT FEE 2022/23 (Inc GST)
*Road Closure Application Approval - one off events	82.00	84.00	84.00
Advertising Fee for road issue or works	492.00	504.00	504.00
Road dedication (including advertising and administration)	749.00	768.00	768.00
Legal Fees for road indemnification (document preparation & execution)	816.00	837.00	837.00
Road openings - Works by Contractors			
Application Fee - Trenching and/ or boring on roads and reserves	351.00	360.00	360.00
Administration/Inspection Fee - Road Opening or Underground Boring	84.00	86.00	86.00
Refundable Security Deposit			
Road opening/ m2 (minimum $250)	120.00	123.00	123.00
- Under road boring	328.00	336.00	336.00
Performance Bond relating to Road Opening & reinstatement by Contractor / m2 (minimum fee $250)	150.00	153.00	153.00
Exploration Drilling Licence - District Roads/ Reserves			
1-5 holes	320.00	328.00	328.00
6-10 holes	479.00	491.00	491.00
11-30 holes	972.00	997.00	997.00
31-100 holes	1,723.00	1,767.00	1,767.00
more than 100 holes	2,458.00	2,521.00	2,521.00
Bond payable is determined to be equal to the Licence Fee payable			
Traffic Management			
Traffic Count Data - fee per site recording (existing data)	73.00	74.00	74.00
*Traffic Management Plan - Applications	163.00	167.00	167.00
Heavy Haulage Condition Requests			
Undertake detailed assessment of roadway for inclusion on Restricted Access Vehicle Network. Fee per roadway.	535.00	548.00	548.00
Directional Signs for Tourist Attractions and Services			
Application Fee - per application	119.00	122.00	122.00
Annual Licence Fee - per blade	37.00	37.00	37.00
CAT1 and CAT1A - installation per blade	235.45	240.91	265.00
CAT2 and CAT 3 signs - installation per blade	650.91	667.27	734.00
Entrance sign per blade	687.27	704.55	775.00
SUBDIVISION RELATED FEES			
Subdivision Supervision Fees			
Supervision Fee - % of total value of all road & drainage works, other than future lots.			
Consulting Engineer and Clerk of Works fully supervises	1.50%	1.50%	1.50%
Consulting Engineer with no Clerk of Works	3.00%	3.00%	3.00%
Outstanding Works Supervision fees	1,263.00	1,295.00	1,295.00
Early Subdivision Clearance			
Application Fee	703.00	721.00	721.00
Early Subdivision Clearance Fee - % of total value of all outstanding works or minimum plus GST	2.5% or min $5,016	2.5% or min $5,016	2.5% or min $5,016
MISCELLANEOUS FEES			
Gate Permits (per 5 years)	163.00	167.00	167.00
LGA Gate Permits - Application Fee	65.00	65.00	65.00

DESCRIPTION	ADOPTED FEE 2021/22 (Exc GST)	DRAFT FEE 2022/23 (Exc GST)	DRAFT FEE 2022/23 (Inc GST)
Road Traffic Warning Signs			
Set of 2 signs, posts and installation	598.18	613.64	675.00
Application Approval Fee	137.00	140.00	140.00
General Sign Works (repair and/or replacement)	Cost plus 30%	Cost plus 30%	Cost plus 30% plus GST
Fireworks Application Approval Fee (per application)	138.00	141.00	141.00
Sale of used paving stock - per paver	0.91	0.91	1.00
Note - Pavers will be available to approved Community Groups at Nil Charge			
WASTE DISPOSAL AND SANITATION FEES			
DOMESTIC WASTE (BUSSELTON AND DUNSBOROUGH)			
General Domestic Waste (Sorted and Separated)			
Loads up to 100kg or each Wheelie Bin (Up to 240L)	1.82	1.82	2.00
Cars (Sedans) - without tray or trailer	3.64	3.64	4.00
Light Vehicles or 6 x 4 Trailers (loaded to approx. 1m in height) up to 200kg	7.27	7.27	8.00
Weights up to 300kg from 6 x 4 (with a cage) and loaded a height >1m or Other Trailers.	13.64	13.64	15.00
Cost per m3 (additional) or Up to 200kg increments of material	3.64	3.64	4.00
Loads containing unseparated waste for all categories will be charged accordingly			
Domestic Bricks and Concrete			
Loads up to 100kg or each Wheelie Bin (Up to 240L)	2.73	2.73	3.00
Light Vehicles or 6 x 4 Trailers (loaded to approx. 1m in height) up to 200kg	5.45	5.45	6.00
Weights up to 300kg from 6 x 4 (with a cage) and loaded a height >1m or Other Trailers.	13.64	13.64	15.00
Cost per m3 (additional) or Up to 200kg increments of material	3.64	3.64	4.00
Clean Domestic Greenwaste			
Domestic grass clippings and sawdust	1.82	1.82	2.00
Loads up to 100kg or each Wheelie Bin (Up to 240L)	1.82	1.82	2.00
Weights up to 300kg from 6 x 4 (with a cage) and loaded a height less than 1m or Other Trailers.	7.27	7.27	8.00
Other Trailers or 6 x 4 (with a cage) and loaded a height greater than 1m	13.64	13.64	15.00
Unsorted Mixed Waste including Recyclables (not containing Asbestos)			
Light Vehicles or 6 x 4 Trailers (loaded to approx. 1m in height) up to 200kg	27.27	28.18	31.00
Weights up to 300kg from 6 x 4 (with a cage) and loaded a height >1m or Other Trailers.	47.27	48.18	53.00
Other Miscellaneous Charges			
Cardboard and Paper (Only domestic loads up to 20kg accepted)	Nil	Nil	Nil
Glass bottles and jars (Only domestic loads up to 20kg accepted)	Nil	Nil	Nil
Kerbside Recyclables (Only domestic loads up to 20kg accepted)	Nil	Nil	Nil
Scrap Metal (e.g. Vehicle bodies, Trailers, Boats - must have their wheels taken off)	Nil	Nil	Nil
Gas bottle (Only domestic loads up to 20kg accepted)	Nil	Nil	Nil
Used Oil including Oily Water (Only domestic loads up to 20L accepted)	Nil	Nil	Nil

DESCRIPTION	ADOPTED FEE 2021/22 (Exc GST)	DRAFT FEE 2022/23 (Exc GST)	DRAFT FEE 2022/23 (Inc GST)
Oily water (per litre) - must be marked on drum	Nil	Nil	Nil
White Goods (e.g.Fridges and Freezers)	Nil	Nil	Nil
Bicycle/Motorcycle Tyre - each	2.73	2.73	3.00
Car/ 4WD / Light Truck tyres - each (without rim)	7.27	7.27	8.00
Car/ 4WD / Light Truck tyres - each (with rim)	23.18	23.64	26.00
Truck tyres - each (without rim)	18.18	19.09	21.00
Truck tyres - each (with rim)	57.73	58.18	64.00
Super Singles - each (without rim)	30.91	31.82	35.00
Tractor (Lrg - 1 to 2m Tall) - each (without rim)	181.82	186.36	205.00
Tractor (small - Up to 1m Tall) - each (without rim)	82.73	84.55	93.00
Hot Rod (without rim)	23.18	23.64	26.00
Disposal of other tyre sizes available - Priced on Application	POA	POA	POA
Native Animals <50kg (Eg. Kangaroo / Possums)	Nil	Nil	Nil
Small Animals (less than 50kg)	18.18	18.18	20.00
Medium Animals (Up - 100kg)	40.91	41.82	46.00
Large Animals (100 - 300kg)	90.91	92.73	102.00
Animals in excess of 300kg - Price per tonne (is in addition to the $100 Large Animal Charge)	54.55	55.45	61.00
Sale of grass clippings (per m3)	0.91	0.91	1.00
Rental space for skip bins at waste facilities (per bin per week)	5.45	5.45	6.00
Mattresses (each)	4.55	4.55	5.00
Offloading Fee using City of Busselton Front End Loader (per hour) - 1 hr Minimum charge; - Prior Notice Required	54.55	55.45	61.00
BUSSELTON non-residential or Weighbridge unavailable			
Items brought in that are not listed in the Fees are Priced on Application (POA)			
Clean Greenwaste			
Loads up to 100kg or each Wheelie Bin (Up to 240L)	1.82	1.82	2.00
Cars, Utes, vans, station wagons, 4WD, crew cab or 6 x 4 Trailers (loaded to approx. 1m in height) weighing up to 300kg	7.27	7.27	8.00
Other Trailers or 6 x 4 (with a cage) and loaded a height >1m	13.64	13.64	15.00
Each truck up to 2 tonnes / Each Bulk Bin under 3m3 - per entry	32.73	33.64	37.00
Each Truck up to 4 tonnes / Each Bulk Bins from 3m3 to under 6m3 - per entry	48.18	49.09	54.00
Each Truck up to 8 tonnes / Each Bulk Bin from 6m3 to under 10m3 - per entry	70.45	71.82	79.00
Each Truck over 8 tonnes and below 15 tonnes / Each Bulk Bin from 10m3 to under 20m3 - per entry	95.45	97.27	107.00
Miscellaneous Commercial Charges			
Sale of Mulch - per m3 (self load)	10.00	10.00	11.00
Commercial electronic waste (per item)	8.18	8.18	9.00
Commercial fridges	5.45	5.45	6.00
Commercial cardboard and paper (Utes, vans, station wagons, 4WD, crew cab, trailer)	9.09	9.09	10.00
Commercial cardboard (truck)	16.36	16.36	18.00
Native Animals <50kg (Eg. Birds/Possums)	Nil	Nil	Nil
Native Animals 50 - 300kg (Eg. Kangaroo/Seals)	90.91	92.73	102.00
Small Animals (less than 50kg)	50.00	50.91	56.00
Medium Animals (Up - 100kg)	109.09	111.82	123.00
Large Animals (100 - 300kg)	227.27	232.73	256.00
Animals in excess of 300kg - Price per tonne (is in addition to the $250 Large Animal Charge)	54.55	55.45	61.00
DUNSBOROUGH - Weighbridge Charges			
General waste (Amount exceeding 100 kg)- Price per 100kg	7.27	7.45	8.20

DESCRIPTION	ADOPTED FEE 2021/22 (Exc GST)	DRAFT FEE 2022/23 (Exc GST)	DRAFT FEE 2022/23 (Inc GST)
Compacted General waste (Amount exceeding 100 kg) - Price per 100kg	8.18	8.36	9.20
Commercial and Industrial Waste (Amount exceeding 100 kg)- Price per 100kg	7.27	7.45	8.20
Unsorted, mixed Commercial and Industrial Waste (Amount exceeding 100 kg) - Price per 100kg	12.45	12.73	14.00
Liquid Waste (N140) / Sewage (K210, K110) from within City of Busselton - per 100kg	6.36	6.45	7.10
Liquid Waste (N140) / Sewage (K210, K110) from outside City of Busselton - per 100kg	7.27	7.45	8.20
*Clean Fill Material - per 100kg	Nil	Nil	Nil
*Clean Green waste (Amount exceeding 100 kg)- Price per 100kg	3.27	3.36	3.70
*Bricks, Concrete and Rubble (Rocks <1m diameter) (Amount exceeding 100 kg)- Price per 100kg	2.91	3.00	3.30
Special Burial (e.g. Asbestos, Large Animal Carcasses) - (Amount exceeding 100 kg) - Price per 100kg	12.45	12.73	14.00
*Material that does not exceed the Class I guidelines, suitable for Daily Cover and Road Building.	Nil	Nil	Nil
** Minimum weighbridge charge for all material - Up to 100kg	25.45	26.36	29.00
**Material that does not exceed the Class I guidelines, suitable for Daily Cover and Road Building.*			
Same rates as Busselton apply if Weighbridge is unavailable			
Items brought in that are not listed in the Fees are Priced on Application (POA)			
Note: Commercial waste is only accepted at Dunsborough. The below fees are only required should, for any reason, the weighbridge be inoperable.			
General Waste			
Commercial General Waste (Sorted and Separated, 6x4 trailer)	7.27	7.27	8.00
Commercial General Waste (Sorted and Separated, Over 6x4 trailer)	13.64	13.64	15.00
Each truck up to 2 tonnes/ each Bulk Bin under 3m3 - per entry	145.45	149.09	164.00
Each Truck up to 4 tonnes/ Each Bulk Bins from 3m3 to under 6m3 - per entry	290.91	298.18	328.00
Each Truck up to 8 tonnes/ Each Bulk Bin from 6m3 to under 10m3 - per entry	581.82	597.27	657.00
Each Truck over 8 tonnes and below 15 tonnes / Each Bulk Bin from 10m3 to under 20m3 - per entry	1,090.91	1,119.09	1,231.00
Each Articulated Vehicle/ Each Bulk Bin 20m3 and over - per entry	1,818.18	1,865.45	2,052.00
Compactor vehicles - load capacity not exceeding 3m3	272.73	280.00	308.00
Compactor vehicles - load capacity between 3 and 10 m3	531.82	545.45	600.00
Compactor vehicles - load capacity over 10m3	736.36	755.45	831.00
Each additional m3 over 3m3	7.27	7.27	8.00
Unsorted Mixed Waste including Recyclables (not containing Asbestos)			
Light Vehicles or 6 x 4 Trailers (loaded to approx. 1m in height) up to 200kg	27.27	28.18	31.00
Weights up to 300kg from 6 x 4 (with a cage) and loaded a height >1m or Other Trailers.	47.27	48.18	53.00
Green Waste (clean)			
Loads up to 100kg or each Wheelie Bin (Up to 240L)	1.82	1.82	2.00
Cars, Utes, vans, station wagons, 4WD, crew cab or 6 x 4 Trailers (loaded to approx. 1m in height) weighing up to 300kg	7.27	7.27	8.00
Other Trailers or 6 x 4 (with a cage) and loaded a height >1m	13.64	13.64	15.00
Each truck up to 2 tonnes/ each Bulk Bin under 3m3 - per entry	32.73	33.64	37.00
Each Truck up to 4 tonnes/ Each Bulk Bins from 3m3 to under 6m3 - per entry	48.18	49.09	54.00
Each Truck up to 8 tonnes/ Each Bulk Bin from 6m3 to under 10m3 - per entry	70.45	72.73	80.00

DESCRIPTION	ADOPTED FEE 2021/22 (Exc GST)	DRAFT FEE 2022/23 (Exc GST)	DRAFT FEE 2022/23 (Inc GST)
Each Truck over 8 tonnes and below 15 tonnes / Each Bulk Bin from 10m3 to under 20m3 - per entry	95.45	98.18	108.00
Each Articulated Vehicle/ Each Bulk Bin 20m3 and over - per entry	160.00	164.55	181.00
Bricks and Concrete (uncontaminated) - Dunsborough only			
Commercial waste transported by car, utility, van or trailer (6 x 4)	5.45	5.45	6.00
All commercial trailers exceeding 6 x 4	13.64	13.64	15.00
Trucks up to 2 tonnes/ Bulk Bins under 3m3	43.64	44.55	49.00
Trucks up to 4 tonnes/ Bulk bins 3m3 to under 6m3	58.18	60.00	66.00
Trucks up to 8 tonnes/ Bulk bins 6m3 to under 10m3	80.00	81.82	90.00
Trucks over 8 tonnes/ Bulk bins 10m3 to under 20m3	128.18	131.82	145.00
Articulated vehicles/ Bulk bins 20m3 and over	209.09	214.55	236.00
Other Commercial Waste - Dunsborough Only			
Asbestos (per m3)	108.18	110.91	122.00
Special burials (per m3) - prescribed items/ per cubic metre: Asbestos waste, fibreglass insulation and any other hazardous waste (Medical Waste not accepted)	124.55	128.18	141.00
Timber (demolition or new). Must be milled, uncontaminated and untreated.	Nil	Nil	Nil
Bin Hire Charges			
Charge per 240L bin on the condition that bins are collected, emptied, cleaned and returned by the hirer	10.00	10.00	11.00
Charge per 240L lost or damaged bin	121.82	124.55	137.00

DESCRIPTION	ADOPTED FEE 2021/22 (Exc GST)	DRAFT FEE 2022/23 (Exc GST)	DRAFT FEE 2022/23 (Inc GST)
FINANCE & CORPORATE SERVICES			
ADMINISTRATION / MISCELLANEOUS FEES			
SALE OF DOCUMENTS			
Council Minutes			
Single Copy - Agenda	36.00	36.00	36.00
Single Copy - Minutes	22.50	23.00	23.00
Purchase of an Audio Recording of a Council meeting	15.50	15.50	15.50
Electoral Rolls			
Per copy	73.00	74.00	74.00
Publications			
Cape of Contrasts Book - Retail	20.45	20.45	22.50
Cape of Contrasts Book - Wholesale	14.09	14.09	15.50
Busselton: a Place to Remember - Retail	16.82	16.82	18.50
Busselton: a Place to Remember - Wholesale	14.09	14.09	15.50
Photocopying Charges			
A4 Sheet	0.27	0.27	0.30
A3 Sheet	2.27	2.27	2.50
CITY OF BUSSELTON LICENCE PLATES			
(Not applicable to plates sold at Auction)			
City of Busselton plates (aluminium)	409.09	409.09	450.00
Dunsborough plates (polycarbonate)	409.09	409.09	450.00
Yallingup plates (polycarbonate)	409.09	409.09	450.00
RATES & FINANCE CHARGES			
Rates/ Property Related Matters			
Ownership Listings - per search	13.50	50.00	50.00
Ownership Listings - per locality	21.50	50.00	50.00
General Enquiry requiring archival research including written rating transaction history (Minimum 1 Hour)	$46.00 per hour	$48.00 per hour	$48.00 per hour
Provision of 2nd Copy of Current Years Annual or Other Rating Notices And/Or Provision of Copies of Each Prior Financial Years Annual or Other Rating Notices	12.50	13.00	13.00
Written Rates and Ownership statement – Settlement Agent/Public	30.50	32.00	32.00
Bi-Monthly Instalment Option Administration Fee	18.30	18.80	18.80
Weekly EasyRates Option Administration Fee	30.50	31.30	31.30
Fortnightly EasyRates Option Administration Fee	25.50	26.20	26.20
Monthly EasyRates Option Administration Fee	20.50	21.10	21.10
Payment Arrangement Administration Fee	30.50	31.50	31.50
Recovery of External Legal Costs (NOTE: All costs, including Solicitors, incurred in recovery of rating debts.)	Actual Cost	Actual Cost	Actual Cost
Application to Court to Set Aside Judgement Orders (NOTE Non-refundable if Magistrate Court declines application.)	66.00	68.00	68.00
Financial Transactions			
Fee on Rejected Payments (NOTE: Dishonoured cheques, reversed credit card and other electronic payments, etc)	15.00	15.50	15.50
Fee to reissue a Payment - 1st reissue (Where it can be shown that the City is not at fault)	$10 plus Any / All Financial Institution Fees Incurred	$10 plus Any / All Financial Institution Fees Incurred	$10 plus Any / All Financial Institution Fees Incurred

DESCRIPTION	ADOPTED FEE 2021/22 (Exc GST)	DRAFT FEE 2022/23 (Exc GST)	DRAFT FEE 2022/23 (Inc GST)
Fee to reissue a Payment - 2nd reissue and thereafter (Where it can be shown that the City is not at fault)	$25 plus Any / All Financial Institution Fees Incurred	$25 plus Any / All Financial Institution Fees Incurred	$25 plus Any / All Financial Institution Fees Incurred
Loan Raising Fees			
Loan Establishment Fee	649.09	665.45	732.00
MAPPING & PROPERTY INFORMATION			
GIS Mapping and Property Information			
Computer Plotting (Full Colour) - City of Busselton Data Only			
A4 Sheet	32.00	32.00	32.00
A3 Sheet	37.00	37.00	37.00
A2 Sheet	46.00	47.00	47.00
A1 Sheet	75.00	76.00	76.00
A0 Sheet	87.00	89.00	89.00
Special Mapping - City of Busselton Data Only			
Provision of printed maps			
Per hour charge	85.00	87.00	87.00
*Printing costs (as per Computer Plotting fees above)			
**Minimum charge of $70 (inc GST)*			
Provision of maps in PDF/ Image form - City of Busselton Data Only			
Per hour charge	85.00	87.00	87.00
Per PDF or image	28.00	28.00	28.00
**Minimum charge of $70 (inc GST)*			
Local Planning Scheme - Digital Format	433.00	444.00	444.00
Electronic Extraction Fee	100.00	102.00	102.00
Local Planning Scheme No.21			
Scheme Text	117.00	120.00	120.00
A1 Size -			
Per Sheet	74.00	75.00	75.00
Per Full Set (includes full set maps & text)	1,407.00	1,443.00	1,443.00
Scheme Package (includes full set maps, text & quarterly amendment updates)	1,912.00	1,961.00	1,961.00
Annual Renewal charge for Scheme Package	1,407.00	1,443.00	1,443.00
A2 Size -			
Per Sheet	45.00	46.00	46.00
Per Full Set (includes full set maps & text)	897.00	920.00	920.00
Scheme Package (includes full set maps, text & quarterly amendment updates)	1,213.00	1,244.00	1,244.00
Annual Renewal charge for Scheme Package	912.00	935.00	935.00
A3 Size -			
Per Sheet	37.00	37.00	37.00
Per Full Set (includes full set maps & text)	739.00	758.00	758.00
Scheme Package (includes full set maps, text & quarterly amendment updates)	999.00	1,024.00	1,024.00
Annual Renewal charge for Scheme Package	739.00	758.00	758.00
CEMETERY FEES			

DESCRIPTION	ADOPTED FEE 2021/22 (Exc GST)	DRAFT FEE 2022/23 (Exc GST)	DRAFT FEE 2022/23 (Inc GST)
Land Grant for Right of Burial			
Grant of Right of Burial - 25 years	2,110.00	2,110.00	2,110.00
Grant of Right of Burial - Ashes - Perpetual	260.00	260.00	260.00
Pre-purchased Grant of Right of Burial - 25 years	2,330.00	2,330.00	2,330.00
Renewal of Grant of Right of Burial - Additional 25 years	2,110.00	2,110.00	2,110.00
Burial Charge			
Reservation of a specific plot (excludes lawn section)	410.00	410.00	451.00
Standard Burial - Depth to 2.1m	1,118.18	1,118.18	1,230.00
Non-standard Burial (oversize) - Per additional 30cm depth and width	106.82	106.82	117.50
Standard Re-open and Second Burial	1,118.18	1,118.18	1,230.00
Non-standard Re-open and Burial (oversize) - Per additional 30cm depth and width	106.82	106.36	117.00
Mausoleum - Burial per crypt	978.18	978.18	1,076.00
Burial - Stillborn Child (not to be re-opened for joint burial)	281.82	281.82	310.00
Burial - Child up to 12 years old (not to be re-opened for joint burial)	536.36	536.36	590.00
Construction of Vault (Does not include building application fees)	At cost	At cost	At cost plus GST
Vault Grant of Right of Burial	1,280.00	1,280.00	1,280.00
Vault Interment Fee (each)	1,071.36	1,070.91	1,178.00
Vault maintenance fee (annual)	144.09	147.27	162.00
Exhumation			
Re-opening grave for exhumation	2,189.55	2,189.09	2,408.00
Re-burial in new or same grave (additional fees may apply)	1,118.18	1,118.18	1,230.00
Interment of Ashes			
Niche Wall - Single Placement	437.73	437.27	481.00
Niche Wall - Double Placement / Side by Side	559.09	559.09	615.00
Rose Garden - Double Placement	624.09	623.64	686.00
Native Garden - Double Placement	624.09	623.64	686.00
Comtemplation Garden - Double Placement	624.09	623.64	686.00
Memorial Drive - Four Placements	680.00	680.00	748.00
Bench Seat - Single Placement (additional fees may apply)	344.55	352.73	388.00
Childrens Garden - Child up to 12 years old	281.82	281.82	310.00
Existing Grave	363.64	363.64	400.00
Ashes Interment elsewhere within the Cemetery - Single Placement	624.09	623.64	686.00
Removal of Ashes for Return to Grant Holder	298.18	298.18	328.00
Monuments/Memorials			
Placement of a Memorial without Interment	74.55	76.36	84.00
Childrens Garden - Teddy Bear Memorial - Plaque Only	At cost	At cost	At cost plus GST
Bench Seating - Memorial plaque placement and cost of bench	At cost	At cost	At cost plus GST
Bench Seating - Installation	48.18	49.09	54.00
Plaques, Vases and other Monumental Works	At cost	At cost	At cost plus GST
Plinth (Small - concrete)	48.18	49.09	54.00
Plinth (Large - concrete)	66.82	68.18	75.00
Request for Minor Monumental Works (cleaning, repairs, maintenance etc.)	New 2022/23	27.27	30.00
Administration Fee	10% of cost	27.27	30.00
Miscellaneous Charges			
Interment in open ground without due notice, not within usual hours and prescribed or on a Saturday, Sunday or Public Holiday (in addition to Interment costs) Restrictions Apply	969.09	993.64	1,093.00
Annual Funeral Directors Licence	430.50	441.00	441.00

DESCRIPTION	ADOPTED FEE 2021/22 (Exc GST)	DRAFT FEE 2022/23 (Exc GST)	DRAFT FEE 2022/23 (Inc GST)
Annual Monumental Masons Licence	358.50	367.00	367.00
Funeral Directors Single Funeral Permit (Licence Holder)	199.50	204.00	204.00
Sinlge Funeral Permit	502.00	515.00	515.00
Monumental Masons Single Permit to Erect a Monument (Licence Holder)	153.50	157.00	157.00
Single Permit to Erect a Monument	174.00	178.00	178.00
Copy of Grant of Right of Burial	80.00	82.00	82.00
Refund Administration Fee	15% of original purchase price	15% of original purchase price	15% of original purchase price

DESCRIPTION	ADOPTED FEE 2021/22 (Exc GST)	DRAFT FEE 2022/23 (Exc GST)	DRAFT FEE 2022/23 (Inc GST)
COMMUNITY & COMMERCIAL SERVICES			
STAGING OF CONCERTS			
Concert Application Fee	157.00	161.00	161.00
Concert Licence Fee/Service Charge			
Category 1 (< 500 patrons)	0.00	0.00	0.00
Category 2 (500 - 2500 patrons)	1,540.00	1,580.00	1,580.00
Category 3 (2500 - 5000 patrons)	3,054.00	3,133.00	3,133.00
Category 4 (5000 - 8000 patrons)	4,355.00	4,468.00	4,468.00
Category 5 (8000 -12000 patrons)	7,298.00	7,487.00	7,487.00
Category 6 (12000 -17000 patrons)	11,673.00	11,976.00	11,976.00
Category 7 (17000 - 23000 patrons)	17,554.00	18,010.00	18,010.00
Category 8 (23000 -30000 patrons)	24,867.00	25,513.00	25,513.00
Concert Ground Hire Fee			
Category 1 (< 500 patrons)	736.36	755.45	831.00
Category 2 (500 - 2500 patrons)	3,722.73	3,819.09	4,201.00
Category 3 (2500 - 5000 patrons)	7,306.36	7,495.45	8,245.00
Category 4 (5000 - 8000 patrons)	11,020.00	11,306.36	12,437.00
Category 5 (8000 -12000 patrons)	14,618.18	14,998.18	16,498.00
Category 6 (12000 -17000 patrons)	18,327.27	18,803.64	20,684.00
Category 7 (17000 - 23000 patrons)	21,920.00	22,489.09	24,738.00
Category 8 (23000 -30000 patrons)	25,379.09	26,038.18	28,642.00
Concert Community Amenity Bond			
Category 1 (< 500 patrons)	683.00	700.00	700.00
Category 2 (500 - 2500 patrons)	1,351.00	1,386.00	1,386.00
Category 3 (2500 - 5000 patrons)	2,840.00	2,913.00	2,913.00
Category 4 (5000 - 8000 patrons)	8,404.00	8,622.00	8,622.00
Category 5 (8000 -12000 patrons)	14,091.00	14,457.00	14,457.00
Category 6 (12000 -17000 patrons)	20,986.00	21,531.00	21,531.00
Category 7 (17000 - 23000 patrons)	28,019.00	28,747.00	28,747.00
Category 8 (23000 -30000 patrons)	41,993.00	43,084.00	43,084.00
Concert Ground Hire Bond			
Category 1 (< 500 patrons)	2,718.00	2,788.00	2,788.00
Category 2 (500 - 2500 patrons)	8,420.00	8,638.00	8,638.00
Category 3 (2500 - 5000 patrons)	16,835.00	17,272.00	17,272.00
Category 4 (5000 - 8000 patrons)	25,199.00	25,854.00	25,854.00
Category 5 (8000 -12000 patrons)	28,044.00	28,773.00	28,773.00
Category 6 (12000 -17000 patrons)	33,593.00	34,466.00	34,466.00
Category 7 (17000 - 23000 patrons)	44,829.00	45,994.00	45,994.00
Category 8 (23000 -30000 patrons)	50,515.00	51,828.00	51,828.00
Loadings & Allowances			
commercial - 5%			
community - 0%			
charitable - 50% (discount)			
liquor - 5%			
night (per hour after 10pm) - 10%			
EVENTS & CASUAL GROUND HIRE			
*Event Application Fee	83.00	85.00	85.00
*Event Application Fee - Requiring Multiple Approvals	157.00	161.00	161.00

DESCRIPTION	ADOPTED FEE 2021/22 (Exc GST)	DRAFT FEE 2022/23 (Exc GST)	DRAFT FEE 2022/23 (Inc GST)
Commercial Event - City Infrastructure Bond			
Category 1 (< 500 patrons)	2,718.00	2,788.00	2,788.00
Category 2 (500 - 2500 patrons)	8,420.00	8,638.00	8,638.00
Category 3 (2500 - 5000 patrons)	16,835.00	17,272.00	17,272.00
Category 4 (5000 - 8000 patrons)	25,199.00	25,854.00	25,854.00
Category 5 (8000 -12000 patrons)	28,044.00	28,773.00	28,773.00
Category 6 (12000 -17000 patrons)	33,593.00	34,466.00	34,466.00
Category 7 (17000 - 23000 patrons)	44,829.00	45,994.00	45,994.00
Category 8 (23000 -30000 patrons)	50,515.00	51,828.00	51,828.00
Event Works Fees			
Street Banners - install and remove (per pole) - Fee to be waived for not for profit Community Groups (C1002/061)	151.82	155.45	171.00
Beach Volleyball - set up and dismantle	1,246.36	1,278.18	1,406.00
*Litter Clean-up - per hour	760.00	779.09	857.00
*Marking of reticulation and electricity - per hour	287.27	294.55	324.00
Community Use of Sports Grounds (Community fees are limited to maintained sports grounds e.g. Bovell Park. Fees are not charged for Public Reserves e.g. Mitchell Park etc.)			
Community Usage - per full day (excluding schools within the City of Busselton Municipal area)	272.73	279.09	307.00
Community Usage - per half day (excluding schools within the City of Busselton Municipal area)	136.36	139.09	153.00
Commercial Use of Reserves (Sports Grounds)			
Per day - plus power for use of site	432.73	443.64	488.00
Per half day - plus power for use of site	219.09	224.55	247.00
Commercial Use of Reserves (Other Reserves)			
Per day - plus power	223.64	229.09	252.00
Per half day - plus power	114.55	117.27	129.00
Use of Busselton Foreshore Stage			
Community use of Busselton Foreshore Stage	Nil	Nil	Nil
Commercial use of Busselton Foreshore Stage (per Day)	231.82	237.27	261.00
Stage Curtain Bond	209.00	214.00	214.00
Ground Hire Bonds (to be applied to Community Events)			
Mandatory Bond against rent default, damage etc.:			
Ground Hire Bond (Other Reserves)	555.00	569.00	569.00
Premium Ground Hire Bond (Sporting Grounds, Foreshore)	1,111.00	1,139.00	1,139.00
Busselton Foreshore Stage Bond for community and commercial events	555.00	569.00	569.00
Jetty Closure Fee			
Fee to close the Jetty for fireworks, events, functions (>6 hrs)	282.73	290.00	319.00
Fee to close the Jetty for fireworks, events, functions - per hour rate for < 6 hrs	37.27	38.18	42.00
Use of Public Grounds for Markets			
* Per market (plus Power)	128.18	130.91	144.00
Power usage for markets/events on public grounds (excluding sporting grounds) per half day	25.45	25.45	28.00
EVENTS - EQUIPMENT HIRE & SIGNAGE			

DESCRIPTION	ADOPTED FEE 2021/22 (Exc GST)	DRAFT FEE 2022/23 (Exc GST)	DRAFT FEE 2022/23 (Inc GST)
Hire of Stage/ Track Mat			
* Stage - per module (3m2) per day	109.09	111.82	123.00
Stage hire bond	454.00	465.00	465.00
* Track mat - per unit (2.4m x 1.2m) per day	11.36	11.36	12.50
Track Mat Bond per unit	5.50	5.50	5.50
Hire of Grandstands			
Hire per grandstand with roof (inc. delivery & installation)	305.45	312.73	344.00
Hire per grandstand without roof (inc. delivery & installation)	121.82	124.55	137.00
Event Signage			
Large Event Sign	119.09	121.82	134.00
Small Event Sign	113.64	116.36	128.00
(includes sign approval and booking fee for minimum 2 weeks)			
Event Sign Extension	61.82	62.73	69.00
(continued use for an additional minimum of 2 weeks)			
Hire of electronic events billboard community rate (per 2 week period)	227.27	232.73	256.00
Hire of electronic events billboard commercial rate (per 2 week period)	New 2022/23	500.00	500.00
Commercial Hire Site Traders (Non Food)			
Application for Commercial Hire Site	158.00	162.00	162.00
Application for Transfer of Commercial Hire Site Permit	158.00	162.00	162.00
Commercial Hire Site Permit Fee – Zone 1			
Prime sites (e.g. established coastal and foreshore nodes) as depicted within Commercial Use of City Land and Facilities Policy			
12 months	3,228.00	3,311.00	3,311.00
Commercial Hire Site Permit Fee – Zone 2			
Other sites as depicted within Commercial Use of City Land and Facilities Policy			
12 months	2,101.00	2,155.00	2,155.00
Commercial Activity Permit (Non Food)			
Application for Commercial Activity Permit	158.00	162.00	162.00
Application for Transfer of Commercial Activity Trader's Permit	158.00	162.00	162.00
Commercial Activity Permit – Class 1*	1,530.00	1,569.00	1,569.00
Commercial Activity Permit – Class 2*	1,377.00	1,412.00	1,412.00
Commercial Activity Permit – Class 3*	1,224.00	1,255.00	1,255.00
* fees can be charged on a pro rata basis (minimum 1 month period)			
Foreshore Kiosk Permit - Busselton Foreshore			
Application for Foreshore Kiosk Permit	158.00	162.00	162.00
Application for Transfer of Foreshore Kiosk Permit	158.00	162.00	162.00
Foreshore Kiosk Permit - Busselton Foreshore 12 months*	3,060.00	3,139.00	3,139.00
Application for Kiosk Permit renewal	81.00	83.00	83.00
* fees can be charged on a pro rata basis			
Kiosk Bond	1,147.00	1,176.00	1,176.00
Commercial Use of Marine Berthing Platforms - Whale Watching / Tour Vessels - Per Vessel			
Daily Fees (Maximum duration of use permitted) -			
Registered Length of Vessel: 0m to less than 10m	66.00	67.00	67.00
Registered Length of Vessel: 10m to less than 15m	73.00	74.00	74.00
Registered Length of Vessel: 15m to less than 25m	79.00	81.00	81.00
Registered Length of Vessel: over 25m	92.00	94.00	94.00

DESCRIPTION	ADOPTED FEE 2021/22 (Exc GST)	DRAFT FEE 2022/23 (Exc GST)	DRAFT FEE 2022/23 (Inc GST)
Monthly Fees (Maximum duration of use permitted) -			
Registered Length of Vessel: 0m to less than 10m	525.00	538.00	538.00
Registered Length of Vessel: 10m to less than 15m	581.00	596.00	596.00
Registered Length of Vessel: 15m to less than 25m	632.00	648.00	648.00
Registered Length of Vessel: over 25m	734.00	753.00	753.00
Three Monthly Fees (Maximum duration of use permitted) -			
Registered Length of Vessel: 0m to less than 10m	1,259.00	1,291.00	1,291.00
Registered Length of Vessel: 10m to less than 15m	1,417.00	1,453.00	1,453.00
Registered Length of Vessel: 15m to less than 25m	1,575.00	1,615.00	1,615.00
Registered Length of Vessel: over 25m	1,892.00	1,941.00	1,941.00
Annual Fees (Maximum duration of use permitted) -			
Registered Length of Vessel: 0m to less than 10m	3,672.00	3,767.00	3,767.00
Registered Length of Vessel: 10m to less than 15m	4,202.00	4,311.00	4,311.00
Registered Length of Vessel: 15m to less than 25m	4,722.00	4,844.00	4,844.00
Registered Length of Vessel: over 25m	5,247.00	5,383.00	5,383.00
Refundable Bonds -			
Registered Length of Vessel: 0m to less than 10m	2,550.00	2,616.00	2,616.00
Registered Length of Vessel: 10m to less than 15m	3,570.00	3,662.00	3,662.00
Registered Length of Vessel: 15m to less than 25m	4,590.00	4,709.00	4,709.00
Registered Length of Vessel: over 25m	6,120.00	6,279.00	6,279.00
Application for new Marine Berthing Permit	153.00	156.00	156.00
Application for Marine Berthing Permit renewal	81.00	83.00	83.00
** Bond charge per vessel payable in advance (in addition to insurance requirements)*			
** Permit fee payable in advance at issue of notice approval*			
Commercial Use of Marine Berthing Platforms - Cruise Ship Vessels			
Tender berthing permit fee at Busselton Jetty (per ship visit)			
Less than 1,000 pax (registered ship capacity)	2,157.00	2,213.00	2,213.00
Between 1,000 and 2,000 pax (registered ship capacity)	4,314.00	4,426.00	4,426.00
Greater than 2,000 pax (registered ship capacity)	5,385.00	5,525.00	5,525.00
ARTGEO CULTURAL COMPLEX			
Courthouse Complex hire			
Studio, Fodder Room and Bond store hire per hour each (Minimum 2 hours) (excluding exhibitions)	14.09	13.64	15.00
New Courtroom per one-off event (excluding exhibitions)	200.00	204.55	225.00
Bond Store including Terrace Garden per one-off event (excluding exhibitions)	145.45	149.09	164.00
Courtyard and Marine Terrace Garden per hour each (Minimum 2 hours)	45.45	13.64	15.00
Storage Fee per week	52.73	53.64	59.00
City of Busselton Art Award Entry Fee	31.82	31.82	35.00
Market Stall Fee	22.73	22.73	25.00
Heritage Tour Fee Adult	9.09	9.09	10.00
Heritage Tour Fee Child	4.55	4.55	5.00
Heritage Tour Family Pass (2 x Adults , 2 x Children)	18.18	18.18	20.00
Exhibition hire			
New Courtroom per week	200.00	204.55	225.00
Dayroom per week	90.91	92.73	102.00

DESCRIPTION	ADOPTED FEE 2021/22 (Exc GST)	DRAFT FEE 2022/23 (Exc GST)	DRAFT FEE 2022/23 (Inc GST)
Ballaarat House per week	145.45	149.09	164.00
Additional Installation and dismantle fee (per hour)	47.27	48.18	53.00
Artists required to apply & sign booking form. Additional exhibition charges based on cost-recovery are assessed on a case-by-case basis			
Commission Rates on exhibition sales			
Community Groups	20% of retail sale	20% of retail sale	20% of retail sale (incl. GST) plus GST
ArtGeo Gallery	34% of retail sale	34% of retail sale	34% of retail sale (incl. GST) plus GST
ArtGeo Gallery - Please Note - Protocol requires that established artists with an established representing gallery share sales commission between the temporary gallery and the permanent.			
Commission Rates on art sales			
Rostered Artists	20% of retail sale	20% of retail sale	20% of retail sale (incl. GST) plus GST
Non-rostered Artists	30% of retail sale	30% of retail sale	30% of retail sale (incl. GST) plus GST
Courthouse Gallery - Please Note - Protocol requires that established artists with an established representing gallery share sales commission between the temporary gallery and the permanent.			
LIBRARY CHARGES			
Replacement Library Membership Cards	5.00	5.00	5.00
Library Bags - Red	1.36	1.36	1.50
Photocopy Charges (per copy) - black & white - A4	0.18	0.18	0.20
Photocopy Charges (per copy) - colour - A4	0.91	0.91	1.00
Photocopy Charges (per copy) - black & white - A3	0.18	0.36	0.40
Photocopy Charges (per copy) - colour - A3	0.91	1.82	2.00
Image Reproduction - Personal Use - First Image	6.36	6.36	7.00
Image Reproduction - Personal Use - All Subsequent Images	1.36	1.36	1.50
Image Reproduction - Commercial Use - First Image	27.27	27.27	30.00
Image Reproduction - Commercial Use - All Subsequent Images	6.36	6.36	7.00
Printing from the Internet - per A4 copy	0.18	0.18	0.20
USB Sticks	10.91	10.91	12.00
Public Internet - Guest Pass	1.82	1.82	2.00
External Loan Fee	15.45	15.45	17.00
External Loan - Administration Fee	43.64	43.64	48.00
Sale of discarded local stock	Market Rate	Market Rate	Market Rate
BUSSELTON-MARGARET RIVER REGIONAL AIRPORT			
The City of Busselton reserves the right to establish Pricing Arrangements, incorporating elements of the standard fees and charges listed below with partners (including RPT and Open & Closed Charters) based on commercial arrangements.			
Passenger Fees			
Passenger facilitation fee for RPT flights (arriving & departing passengers)	POA *	POA *	POA *
Passenger Screening charge (departing passengers only) for RPT and passengers requiring screening during the RPT operational period applies.	POA *	POA *	POA *

DESCRIPTION	ADOPTED FEE 2021/22 (Exc GST)	DRAFT FEE 2022/23 (Exc GST)	DRAFT FEE 2022/23 (Inc GST)
Passenger Facilitation Fee for Open & Closed Charter Flights (per departing passenger) utilising the terminal building	22.00	22.73	25.00
POA* - Price on Application. Contact City of Busselton for further information.			
Landing Fees & General Aviation Charges			
Fixed and Rotary wing Aircraft 0 -999 kg MTOW (Flat fee per landing)	4.55	4.55	5.00
Fixed and Rotary wing Aircraft 1,000 -1,999 kg MTOW (Flat fee per landing)	8.18	8.18	9.00
Fixed and Rotary wing Aircraft 2000 - 5699 kg MTOW per part 1000kg	15.45	15.82	17.40
Fixed and Rotary wing Aircraft 5700 - 19,999 kg MTOW per part 1000kg	17.27	17.73	19.50
Fixed and Rotary wing Aircraft greater than 20,000 kg MTOW per part 1000kg	19.09	19.59	21.55
An annual landing fee (optional to per landing fee) for private operators who are City of Busselton Residents or have permanently hangered aircraft including helicopters with a MTOW less than 3000kg MTOW	204.55	210.00	231.00
An annual landing fee (optional to per landing fee) for commercial operators who are City of Busselton Residents or have permanently hangered aircraft including helicopters with a MTOW less than 3000kg MTOW	859.09	881.82	970.00
Apron parking bays 1-11 only, per day - First 3 hrs free	30.00	36.36	40.00
General Aviation hardstand parking only, per day - First 24 hours free	10.00	10.00	11.00
Emergency Services consisting of Royal Flying Doctor Service, SLSWA Rescue Helicopter, DFES and DBCA Fire fighting aircraft, Police Air Wing, Surveillance Australia Rescue, RAC Rescue	Nil	Nil	Nil
Car Park			
FIFO Pre paid per day fee (based on annual use)	5.45	5.45	6.00
Lost parking validation ticket	90.91	90.91	100.00
Car Park frequent user swipe card refundable fee	18.18	18.18	20.00
Public Car Park			
First Hour	0.00	0.00	0.00
Hours 1 to 4	4.55	4.55	5.00
Hours 4 to 6	5.45	5.45	6.00
Hours 6 to 8	6.36	6.36	7.00
Hours 8 to 10	7.27	7.27	8.00
Hours 10 to 12	8.18	8.18	9.00
Hours 12 to 24	9.09	9.09	10.00
Days 1 to 7 (per day)	9.09	9.09	10.00
Days 8 to 13 (per day)	7.27	7.27	8.00
Days 14 to 30 (per day)	6.36	6.36	7.00
Days 31+ (per day)	5.45	5.45	6.00
Secure Car Park			
Days 1 to 14 (per day)	13.64	13.64	15.00
Days 15 onwards (per day)	10.91	10.91	12.00
Other Fees			

DESCRIPTION	ADOPTED FEE 2021/22 (Exc GST)	DRAFT FEE 2022/23 (Exc GST)	DRAFT FEE 2022/23 (Inc GST)
Airport Reporting Officer afterhours Call out including- Fuel, CEO Non-conforming activity, carpark, airside escorts - Rate per hour (Minimum 3 hours). No charge for Local Stand-By, Full emergency, crash on airport	77.27	81.82	90.00
Flight Training Permits (as defined in the City of Busselton Noise Management Plan on approval by the City only)	210.00	216.00	216.00
Fee for any commercial or private activity that requires a City approved permit or licence	190.91	196.36	216.00
Airport Reporting Officer airside assistance / escort, rate per hour for ARO time > 30 minutes (not including Local Standby, Full Emergency, Crash on Airport with ARO in attendance)	45.45	47.27	52.00
Hanger Hire Fee (min 200sqm) per sqm per week	1.10	1.15	1.15
Aircraft Ground Servicing Equipment hire per hour	By Agreement	By Agreement	By Agreement
Airside Environmental Clean up charges + materials and disposal of waste	Cost Recovery	Cost Recovery	Cost Recovery
BUSSELTON JETTY			
Busselton Jetty Entry Fees			
Single Day Jetty Pass - Single Child (0-16 years)	0.00	0.00	0.00
Single Day Jetty Pass - Single Adult (17 years +)	3.64	3.64	4.00
Annual Jetty Pass - Resident & Ratepayers - Single Adult (17 years +)	3.64	3.64	4.00
Annual Jetty Pass - Non Resident & Ratepayers - Single Adult (17 years +)	45.45	45.45	50.00
Annual Jetty Pass - Non Resident & Ratepayers - Pensioners	22.73	22.73	25.00
* Jetty entrance fee for passengers pre-booked on commercial tours operated by vessels issued with a permit to berth at the Busselton Jetty lower platforms is to be waived;			
Busselton Jetty Misc Fees			
Placement of Memorial Plaque	122.00	125.00	125.00
Installation of Stinger Net	713.64	731.82	805.00
Removal of Stinger Net	713.64	731.82	805.00
Installation of Beach Matting	1,427.27	1,463.64	1,610.00
Removal of Beach Matting	1,427.27	1,463.64	1,610.00
BUSSELTON JETTY TOURIST PARK			
Promotions and calendar dates for high, mid and low seasons are subject ot change and at the discretion of the Chief Executive Officer.			
POWERED SITES			
Overnight Rates			
Low Season - (2 Adults per night)	37.27	38.18	42.00
Mid Season - (2 Adults per night)	41.82	42.73	47.00
High Season - (2 Adults per night)	48.18	49.55	54.50
Low Season Pensioner Rate - (2 Adults per night)	32.73	33.18	36.50
Mid Season Pensioner Rate - (2 Adults per night)	37.27	37.73	41.50
Low Season - Single Person Rate (per night)	30.00	30.91	34.00
Mid Season - Single Person Rate (per night	31.82	32.73	36.00
High Season - Single Person Rate (per night)	39.09	40.00	44.00
Extra Child per night	10.00	10.91	12.00
Extra Adults per night	13.64	14.55	16.00
Low Season Clubs - per site (2 persons) (Rate only applies in low season and 15 vans or more)	30.91	31.82	35.00

DESCRIPTION	ADOPTED FEE 2021/22 (Exc GST)	DRAFT FEE 2022/23 (Exc GST)	DRAFT FEE 2022/23 (Inc GST)
Mid Season Clubs - per site (2 persons) (Rate only applies in mid season and 15 vans or more)	35.45	36.36	40.00
Weekly Rates			
Up to 27 Days:			
Low Season - (2 Adults per week)	240.91	246.82	271.50
Mid Season - (2 Adults per week)	270.91	276.82	304.50
High Season - (2 Adults per week)	337.27	346.82	381.50
Low Season Pensioner Rate - (2 Adults per week)	208.18	210.91	232.00
Mid Season Pensioner Rate - (2 Adults per week)	240.91	243.64	268.00
Low Season - Single Person (per week)	190.00	195.91	215.50
Mid Season - Single Person (per week)	220.91	227.27	250.00
High Season - Single Person (per week)	272.73	279.09	307.00
Extra Child per week	61.82	67.27	74.00
Extra Adults per week	82.73	88.18	97.00
Low Season Clubs - per site (2 persons) (Rate only applies in low season and 15 vans or more)	190.91	196.36	216.00
Mid Season Clubs - per site (2 persons) (Rate only applies in mid season and 15 vans or more	207.27	211.82	233.00
After 27 Days: (less than 90 days)			
Low Season - (2 Adults per week)	243.60	249.53	263.25
Mid Season - (2 Adults per week)	243.60	249.53	263.25
High Season - (2 Adults per week)	327.96	335.07	353.50
Low Season Pensioner Rate - (2 Adults per week)	202.84	208.53	220.00
Mid Season Pensioner Rate - (2 Adults per week)	202.84	205.69	217.00
Low Season - Single Person (per week)	188.63	191.00	201.50
Mid Season - Single Person (per week)	188.63	194.31	205.00
High Season - Single Person (per week)	260.66	268.25	283.00
ONSITE PARK HOMES			
Overnight Rates			
Overnight Rates (based on 2 people)			
Low Season Basic Cabin - up to maximum 4 (without ensuite) (no linen)	81.82	84.55	93.00
Mid Season Basic Cabin - up to maximum 4 (without ensuite) (no linen)	90.91	94.55	104.00
High Season Basic Cabin - up to maximum 4 (without ensuite)	121.82	125.45	138.00
Low Season Cockle Shell Cabins - up to maximum 4 people (ensuite) (linen to main bed)	110.00	113.64	125.00
Mid Season Cockle Shell Cabins - up to maximum 4 people (ensuite) (linen to main bed)	120.91	124.09	136.50
High Season Cockle Shell Cabins - up to maximum 4 people (ensuite) (linen to main bed)	142.73	146.36	161.00
Low Season Cowrie Shell Cabins - up to maximum 4 people (ensuite; linen to main bed)	127.27	130.45	143.50
Mid Season Cowrie Shell Cabins - up to maximum 4 people(ensuite;linen to main bed)	137.27	140.91	155.00
High Season Cowrie Shell Cabins - up to maximum of 4 people (ensuite;linen to main bed)	159.09	163.23	179.55
Low Season Nautilus Shell Cabin - up to maximum 5 people (ensuite;linen to main bed)	137.27	140.91	155.00
Mid Season Nautilus Shell Cabin - up to maximum 5 people (ensuite;linen to main bed)	150.00	153.64	169.00
High Season Nautilus Shell Cabin - up to maximum 5 people (ensuite;linen to main bed)	168.18	172.73	190.00

DESCRIPTION	ADOPTED FEE 2021/22 (Exc GST)	DRAFT FEE 2022/23 (Exc GST)	DRAFT FEE 2022/23 (Inc GST)
Low Season Olive Shell Cabin - up to maximum 5 people (ensuite;linen to main bed)	150.00	154.09	169.50
Mid Season Olive Shell Cabin - up to maximum 5 people (ensuite;linen to main bed)	161.82	165.91	182.50
High Season Olive Shell Cabin - up to maximum 5 people (ensuite;linen to main bed)	183.64	188.41	207.25
Low Season Fig Shell Cabin - up to maximum 5 people (ensuite;linen to main bed)	150.00	153.86	169.25
Mid Season Fig Shell Cabin - up to maximum 5 people (ensuite;linen to main bed)	162.73	166.95	183.65
High Season Fig Shell Cabin - up to maximum 5 people (ensuite;linen to main bed)	183.64	188.41	207.25
Extra (Age 4 and over)	10.91	11.36	12.50
Weekly Rates			
Low Season Basic Cabin - up to maximum 4 people (without ensuite) (no linen)	527.27	544.55	599.00
Mid Season Basic Cabin - up to maximum 4 people (without ensuite) (no linen)	590.91	614.55	676.00
High Season Basic Cabin - up to maximum 4 people (without ensuite) (no linen)	872.73	898.18	988.00
Low Season Cockle Shell Cabins - up to maximum 4 people (ensuite) (linen to main bed)	716.36	735.00	808.50
Mid Season Cockle Shell Cabins - up to maximum 4 people (ensuite) (linen to main bed)	785.45	805.91	886.50
High Season Cockle Shell Cabins - up to maximum 4 people (ensuite) (linen to main bed)	1,000.00	1,026.00	1,128.60
Low Season Cowrie Shell Cabins - up to maximum 4 people (ensuite;linen to main bed)	829.09	850.68	935.75
Mid Season Cowrie Shell Cabins - up to maximum 4 people (ensuite;linen to main bed)	891.82	915.00	1,006.50
High Season Cowrie Shell Cabins - up to maximum 4 people (ensuite;linen to main bed)	1,116.36	1,145.45	1,260.00
Low Season Nautilus Shell Cabin - up to maximum 5 people (ensuite;linen to main bed)	890.91	914.09	1,005.50
Mid Season Nautilus Shell Cabin - up to maximum 5 people(ensuite;linen to main bed)	972.73	998.18	1,098.00
High Season Nautilus Shell Cabin - up to maximum 5 people (ensuite;linen to main bed)	1,177.27	1,207.73	1,328.50
Low Season Olive Shell Cabin - up to maximum 5 people (ensuite;linen to main bed)	974.55	1,000.00	1,100.00
Mid Season Olive Shell Cabin - up to maximum 5 people (ensuite;linen to main bed)	1,055.45	1,082.73	1,191.00
High Season Olive Shell Cabin - up to maximum 5 people (ensuite;linen to main bed)	1,285.45	1,318.86	1,450.75
Low Season Fig Shell Cabin - up to maximum 5 people (ensuite;linen to main bed)	974.55	1,000.00	1,100.00
Mid Season Fig Shell Cabin - up to maximum 5 people (ensuite;linen to main bed)	1,055.45	1,082.90	1,191.19
High Season Fig Shell Cabin - up to maximum 5 people (ensuite;linen to main bed)	1,285.45	1,318.86	1,450.75
SEMI PERMANENTS			
Resident Leaves Van Onsite			
Annual charge entitles 90 days use for 2 people (includes one parking space only)	5,213.27	5,350.71	5,645.00
Annual charge entitles 90 days use for 2 people - discounted for early payment prior to 31/07 (includes one parking space only)	5023.70	5,156.40	5,440.00

DESCRIPTION	ADOPTED FEE 2021/22 (Exc GST)	DRAFT FEE 2022/23 (Exc GST)	DRAFT FEE 2022/23 (Inc GST)
Parking fee - One parking space is provided with stay up to 90 days - per week fee for vehicles (including boats) after 90 days	19.91	19.91	21.00
***Patrons selling their caravans or park homes must remove them from the Busselton Jetty Tourist Park*			
MISCELLANEOUS			
Booking Cancellation Fee	36.36	38.18	42.00
Washing Machines/ Dryers	3.64	3.64	4.00
Refill of 9kg gas bottle	38.18	39.09	43.00
Shower charge	7.27	7.73	8.50
Linen hire per single bed	7.73	8.18	9.00
Linen hire per queen / double bed	11.36	11.82	13.00
Additional charge for electricity use for caravan air conditioners - per day	12.73	13.18	14.50
HIRE FACILITIES - ALL			
Note: Charge for Full Day bookings capped at 8 Hours			
Facility Hire Bonds			
Undalup Function Room Hire Bond - Low Risk Function	500.00	500.00	500.00
Undalup Function Room Hire Bond - Medium Risk Function	1000.00	1000.00	1,000.00
Undalup Function Room Hire Bond - High Risk Function	2000.00	2000.00	2,000.00
General Facility Hire Bond - Low Risk Function (Community Grp/Commercial/Private no Alcohol)	200.00	200.00	200.00
General Facility Hire Bond - Medium Risk Function (Community Grp/Commercial with Alcohol)	500.00	500.00	500.00
General Facility Hire Bond - High Risk Function (Private with Alcohol)	1000.00	1000.00	1,000.00
Key / Access Card Deposit Bond (as required)	100.00	100.00	100.00
Additional and/or Replacement Key / Access Card (May be deducted from Bond repayment where applicable)	54.55	54.55	60.00
Miscellaneous Facility Fees			
Weddings / Private Functions - Beaches and Reserves - Applied to a Council venue not attracting a facility hire fee.	77.27	79.09	87.00
Note - Prorata Hire may be authorised at the discretion of the CEO			
Booking Deposit - Applicable for applications values exceeding $100.00	10% of hire value	10% of hire value	10% of hire value
Facility Hire Cancellation Fee (less than 1 weeks notice given)	30% of hire value	30% of hire value	30% of hire value
Extraordinary Clean as required or by arrangement	At cost plus 10% administration fee	At cost plus 10% administration fee	At cost plus 10% administration fee
Video Conferencing Facility (Administration Building) - Hourly	22.73	22.73	25.00
Erection of temporary structure on a reserve or public open space marking out fee where applicable	45.45	46.36	51.00
Churchill Park Hall			
Community Groups - Hourly	18.18	18.18	20.00
Commercial / Private - Hourly	27.27	27.27	30.00
Registered Charities - Hourly	9.09	9.09	10.00
High Street Hall			
Main Hall Only			
Community Group - Hourly	18.18	18.18	20.00
Commercial / Private - Hourly	27.27	27.27	30.00

DESCRIPTION	ADOPTED FEE 2021/22 (Exc GST)	DRAFT FEE 2022/23 (Exc GST)	DRAFT FEE 2022/23 (Inc GST)
Registered Charity	9.09	9.09	10.00
Blue Room Only			
Community Group - Hourly	13.64	13.64	15.00
Commercial / Private - Hourly	18.18	18.18	20.00
Registered Charity - Hourly	7.27	7.27	8.00
Rural Halls (Yallingup, Yoongarillup)			
Community Group - Hourly	13.64	13.64	15.00
Commercial / Private - Hourly	18.18	18.18	20.00
Registered Charity - Hourly	9.09	9.09	10.00
Undalup Function Room			
Minimum booking 4 hours			
Function Centre Weekdays			
Community Group - Hourly - Business Hours	54.55	55.45	61.00
Commercial/Private - Hourly Business Hours	81.82	83.64	92.00
Registered Charity - Hourly - Business Hours	27.27	27.27	30.00
Function Centre After Hours / Weekends			
Community Group - Hourly - After Hours / Weekends	113.64	116.36	128.00
Commercial/Private - Hourly - After Hours / Weekends	168.18	171.82	189.00
Registered Charity - Hourly - After Hours / Weekends	54.55	55.45	61.00
Additional Charges			
Dance Floor Rental (Each Event)	59.09	60.00	66.00
Undalup Room - Stage Hire	72.73	74.55	82.00
BUSSELTON COMMUNITY RESOURCE CENTRE			
Minimum booking 2 hours			
Ground Floor Meeting Room (including courtyard)			
Community Group - Hourly	22.73	22.73	25.00
Commercial / Private - Hourly	40.91	41.82	46.00
Registered Charity - Hourly	11.82	11.82	13.00
First Floor Meeting Room 2 or 3			
Community Group - Hourly	11.82	11.82	13.00
Commercial / Private - Hourly	20.91	20.91	23.00
Registered Charity - Hourly	5.45	5.45	6.00
BUSSELTON YOUTH AND COMMUNITY ACTIVITY BUILDING			
Minimum booking 2 hours			
Events Multi-Function Room			
Community Group - Hourly	40.91	41.82	46.00
Commercial / Private - Hourly	63.64	64.55	71.00
Registered Charity - Hourly	20.00	20.00	22.00
Meeting Room			
Community Group - Hourly	23.18	23.64	26.00
Commercial / Private - Hourly	39.09	40.00	44.00
Registered Charity - Hourly	11.82	11.82	13.00
Office Space			
Community Group - per hour	9.09	9.09	10.00
Commercial / Private - Hourly	16.82	16.82	18.50

DESCRIPTION	ADOPTED FEE 2021/22 (Exc GST)	DRAFT FEE 2022/23 (Exc GST)	DRAFT FEE 2022/23 (Inc GST)
Registered Charity - Hourly	4.55	4.55	5.00
GROUND HIRE LEVIES:			
SUMMER/ WINTER SPORTS			
(A) Association of Senior Players			
Charged per team per season plus power etc. where applicable.	254.55	260.91	287.00
A per week surcharge to apply where special ground preparation/maintenance is required, i.e. Cricket.	61.82	62.73	69.00
(B) Association of Junior Players			
50% of Senior rates plus full power costs where applicable.	127.27	130.00	143.00
Exceptions to Categories (A) & (B) above			
1. Busselton Trotting Club			
Per meeting plus power	330.00	338.18	372.00
Track maintenance charged at Private Works rates			
2. Southern Districts Agricultural Society			
Per day plus power costs for actual show days.	340.91	349.09	384.00
Per day during the set up of the show.	105.45	108.18	119.00
3. South West National Football League			
Per home game plus power costs	218.18	223.64	246.00
4. School Groups			
Sports Carnivals etc. - no charge.	Nil	Nil	Nil
COURT HIRE LEVIES			
For training and competition purposes			
SUMMER/ WINTER SPORTS			
(A) Association of Senior Players			
Charged per team per season plus power etc. where applicable.	20.91	20.91	23.00
SUMMER/ WINTER SPORTS			
(A) Association of Junior Players			
Charged per team per season plus power etc. where applicable.	10.91	10.91	12.00
Additional Charges - Ground / Court hire			
Extraordinary Clean as required or by arrangement	At cost plus 10% administration fee	At cost plus 10% administration fee	At cost plus 10% administration fee
OUTDOOR EXERCISE SITES			
Zone 1 - Twelve (12) month fee	763.64	818.18	900.00
Zone 1 - Six (6) month fee	381.82	409.09	450.00
Zone 2 - Twelve (12) month fee	577.27	618.18	680.00
Zone 2 - Six (6) month fee	289.09	309.09	340.00
GEOGRAPHE LEISURE CENTRE			
Promotions at the discretion of the Chief Executive Officer			
Swimming Pool			
Adult Swim	6.36	6.55	7.20
Concession Swim (Health Care card, or child 5-16 years)	4.82	5.00	5.50
Child under 5 y/o (must be accompanied by an adult)	Nil	Nil	Nil
Spectator	Nil	Nil	Nil

DESCRIPTION	ADOPTED FEE 2021/22 (Exc GST)	DRAFT FEE 2022/23 (Exc GST)	DRAFT FEE 2022/23 (Inc GST)
School In term Swimming - Education Department	3.55	3.64	4.00
Vacation Swimming - Education Department	3.73	3.82	4.20
Sauna/spa/swim (16 years & over only)	11.18	11.45	12.60
Swimming Pool lane hire - Community (per lane per hour) Individual participants must pay normal pool entry	10.45	10.91	12.00
Swimming Pool lane hire - Commercial (per lane per hour) Individual participants must pay normal pool entry	23.18	23.82	26.20
Swimming Pool lane hire - Commercial (per lane per hour) OFF- Peak - individuals must pay normal pool entry	New 2022/23	15.45	17.00
Local regular not for profit aquatic user groups	4.55	4.55	5.00
Swimming Pool Hire (Outdoor - Exclusive use) per hour (min 3 hours)	109.09	111.82	123.00
Group Pass (2 Adults and 2 children)	17.64	18.18	20.00
Swim aid / equipment hire	1.82	1.91	2.10
Discount tickets - book of 10	10% Discount	10% Discount	10% Discount
Discount tickets - book of 20	15% Discount	15% Discount	15% Discount
Discount tickets - book of 50	20% Discount	20% Discount	20% Discount
Learn To Swim - per lesson	15.80	16.00	16.00
Private one on one lesson per 30 mins	42.00	43.00	43.00
Private one on one lesson per 15 mins	21.00	22.00	22.00
Large Inflatable Hire - per hour	159.09	163.64	180.00
Small Inflatable Hire - per hour	109.09	127.27	140.00
Dry side inflatable Hire (unsupervised)- maximum 3hrs hire	127.27	131.82	145.00
Group Fitness			
Fitness Centre - Casual	17.73	18.09	19.90
Per person per class (f/t student, health care card, senior's card concession)	12.09	12.27	13.50
Appraisal and programme	69.55	71.36	78.50
Lifestyle Seniors programme	7.00	7.27	8.00
Personal / Group Training			
Assessment Fee	69.55	71.36	78.50
Small Group One off Training Session (min 2, max 4 persons) cost is per session shared between participants.	63.64	65.45	72.00
Small Group Personal Training - 6 week program, twice per week - cost per person (min 6 participants/6 week program)	116.36	120.00	132.00
PT School programme entry per student (minimum 8 students session)	7.27	7.27	8.00
Bootcamp - cost per session/term based (minimum 6 people)	10.00	10.45	11.50
Personal Training - 1 hour session with Trainer (1 on 1)	59.09	60.91	67.00
Aerobics / Aquarobics			
Per person per class	17.73	18.09	19.90
Per person per class (f/t student, health care card, senior's card concession)	12.09	12.27	13.50
Discount tickets - book of 10	10% Discount	10% Discount	10% Discount
Discount tickets - book of 20	15% Discount	15% Discount	15% Discount
Discount tickets - book of 50	20% Discount	20% Discount	20% Discount
Sports Stadium			
Sports courts (each per hour) - Community peak	51.36	52.73	58.00
Sports courts (each per hour) - Community Off-peak (9am-3pm, Mon-Fri)	39.09	40.00	44.00
# Volleyball Courts 5 & 6 (i.e. smaller courts)	28.18	29.09	32.00
Sports courts (each per hour) commercial	71.82	73.64	81.00
Community half court - per hour	25.91	26.36	29.00
Badminton Court - per hour	17.73	18.18	20.00

DESCRIPTION	ADOPTED FEE 2021/22 (Exc GST)	DRAFT FEE 2022/23 (Exc GST)	DRAFT FEE 2022/23 (Inc GST)
Casual Shots (Individual fee*) conditions apply	6.36	6.36	7.00
Casual Shots (Individual fee*) school student rate conditions apply	2.73	2.73	3.00
Whole of stadium hire per day	602.73	618.18	680.00
Whole of stadium hire bond	500.00	513.00	513.00
Crèche / Activity Room			
Crèche / activity room per hour (Commercial)	41.36	42.73	47.00
Crèche / activity room per hour (Community)	31.82	32.73	36.00
Crèche / per child per session	5.73	5.91	6.50
Per Child per session (Book of 5)	24.09	24.73	27.20
Per Child per session (Book of 10)	37.27	38.18	42.00
Vacation Care Program	77.00	80.00	80.00
MEMBERSHIP PACKAGES			
Casual Day Pass (Gym/Aerobics/Pool/Spa/Sauna)	23.18	23.64	26.00
Swim membership: [per person per annum]			
Individual (Adult)	553.64	568.18	625.00
6 months membership	358.18	367.27	404.00
3 months membership	257.27	263.64	290.00
1 months membership	90.00	92.73	102.00
Concession (Child, Health care card, seniors card, f/t student)	445.45	457.27	503.00
6 months membership	315.45	323.64	356.00
3 months membership	229.09	235.45	259.00
1 months membership	80.00	81.82	90.00
Double (each)	498.18	510.91	562.00
Off Peak (11.00 a.m. to 3.00 p.m. - Monday to Friday)	397.27	407.27	448.00
Direct Debit - fortnightly deduction	22.27	22.73	25.00
Direct Debit - fortnightly concession	18.64	19.09	21.00
Direct Debit - fortnightly double	20.45	20.91	23.00
Gym: [per person per annum]			
Individual	680.00	697.27	767.00
6 months membership	440.91	452.73	498.00
3 months membership	313.64	321.82	354.00
1 months membership	111.36	114.55	126.00
Concession [Child, Health care card, seniors card, f/t student)	573.64	588.18	647.00
6 months membership	384.09	393.64	433.00
3 months membership	275.45	282.73	311.00
1 months membership	94.55	97.27	107.00
Double (each)	625.91	641.82	706.00
Off Peak (11.00 a.m. to 3.00 p.m. - Monday to Friday)	469.09	480.91	529.00
Direct Debit - fortnightly deduction	25.00	25.45	28.00
Direct Debit - fortnightly concession	20.91	21.82	24.00
Direct Debit - fortnightly double	22.73	23.64	26.00
Group Fitness Classes only: [per person per annum]			
Individual	680.00	697.27	767.00
6 months membership	436.36	447.27	492.00
3 months membership	313.64	321.82	354.00
1 months membership	111.36	114.55	126.00
Concession [Child, Health care card, seniors card, f/t student)	573.64	588.18	647.00
6 months membership	384.09	393.64	433.00
3 months membership	275.45	282.73	311.00
1 months membership	94.55	97.27	107.00

DESCRIPTION	ADOPTED FEE 2021/22 (Exc GST)	DRAFT FEE 2022/23 (Exc GST)	DRAFT FEE 2022/23 (Inc GST)
Double (each)	625.91	641.82	706.00
Direct Debit - fortnightly deduction	25.00	25.45	28.00
Direct Debit - fortnightly concession	20.91	21.82	24.00
Direct Debit - fortnightly double	22.73	23.64	26.00
Full membership (includes Gym,Swim and Group Fitness) per annum			
Individual	879.09	901.82	992.00
6 months membership	576.82	591.82	651.00
3 months membership	412.73	423.64	466.00
1 months membership	148.18	151.82	167.00
Concession [Child, Health care card, seniors card, f/t student)	782.73	802.73	883.00
6 months membership	503.64	516.36	568.00
3 months membership	361.82	370.91	408.00
1 months membership	128.18	131.82	145.00
Double (each)	833.64	855.45	941.00
Off Peak (11.00 a.m. to 3.00 p.m. - Monday to Friday)	678.18	695.45	765.00
Direct Debit - fortnightly deduction	32.73	33.64	37.00
Direct Debit - fortnightly concession	29.09	30.00	33.00
Direct Debit - fortnightly double	31.82	32.73	36.00
Remote shift worker membership	463.64	475.45	523.00
Membership cancellation Administration Fee	22.73	23.64	26.00
Pay as you go cancellation fee	47.27	49.09	54.00
Replacement Membership Card	12.09	12.73	14.00
Corporate Packages			
Swim Club - (Club Access Only) per person per annum. A 25% discount applies on renewal.	25% Discount	25% Discount	25% Discount
# Corporate member Gym/Swim/Spa/Sauna [per person per annum] 10 plus members (each). A 20% discount applies on renewal.	20% Discount	20% Discount	20% Discount
# City of Busselton staff full membership. A 30% discount applies on renewal.	30% Discount	30% Discount	30% Discount
Rehabilitation membership (insurance) 3 month Full only	481.82	494.55	544.00
Health Suites			
Hire - Per day	55.91	57.27	63.00
Storage - per month	80.00	81.82	90.00
Meeting Room Hire			
Community - per hour	20.91	21.82	24.00
Commercial - per hour	35.45	36.36	40.00
Fitness Room Hires			
Community - per hour	36.36	37.27	41.00
Commercial - per hour	68.64	70.00	77.00
NATURALISTE COMMUNITY CENTRE			
Promotions at the discretion of the Chief Executive Officer			
Key / Hire Bond			
Loss of key, unauthorised key transfer to another person, unauthorised key copying, or use of NCC without prior approval - rate per occurrence.	200.00	205.00	205.00

DESCRIPTION	ADOPTED FEE 2021/22 (Exc GST)	DRAFT FEE 2022/23 (Exc GST)	DRAFT FEE 2022/23 (Inc GST)
Additional cleaning fee	Cost + 20%. Extra cleaning min. $26 per occurrence	Cost + 20%. Extra cleaning min. $26 per occurrence	Cost + 20%. Extra cleaning min. $28.60 per occurrence
Stadium			
Association - per hour	51.36	52.73	58.00
Casual indoor tennis : Adults - per person per hour.	7.45	7.73	8.50
Casual indoor tennis : Students - per person per hour.	4.64	4.55	5.00
Sports Court (per hour) Community peak	51.36	51.82	57.00
Sports Court (per hour) Community-Off Peak(9am-3pm Mon-Fri; 2pm-5pm Sat)	39.09	40.00	44.00
Sports Court (per hour) commercial	71.82	73.64	81.00
Community half court - per hour	25.91	26.36	29.00
Badminton Court - per hour (includes net, racquets and shuttle)	17.73	18.18	20.00
Casual Shots per person student rate* conditions apply	2.73	2.73	3.00
Casual Shots per person* conditions apply	6.36	6.36	7.00
Multi-Purpose Activity Room (Full)			
Community - per hour	36.36	37.27	41.00
Commercial - per hour	68.64	70.45	77.50
Multi-Purpose Activity Room (Half)			
Community - per hour	21.82	22.27	24.50
Commercial - per hour	35.45	36.36	40.00
Storage Community - per shelf per month or 1m2 floor area	22.73	23.64	26.00
Storage Commercial - per shelf per month or 1m2 floor area	33.64	34.55	38.00
Hire of Ceiling projector and screen per day	36.36	37.27	41.00
Casual Usage per hour per person student rate* conditions apply	2.82	3.18	3.50
Casual Usage per hour per person* conditions apply	6.55	6.82	7.50
Family Activity Area			
Community - per hour	18.64	20.91	23.00
Commercial - per hour	26.36	29.09	32.00
Community Office Space			
Community - per hour	9.55	9.55	10.50
Commercial - per hour	11.82	11.82	13.00
Kitchen/Servery Area (in addition to other bookings)			
Community - per hour	13.18	13.18	14.50
Commercial - per hour	15.91	15.91	17.50
Community - per day	25.45	25.45	28.00
Commercial - per day	46.36	46.36	51.00
Group Fitness			
Per person per class	17.73	18.09	19.90
Concession per person per class [Health care card, seniors card, f/t student)	12.09	12.27	13.50
Discount tickets - book of 10	10% Discount	10% Discount	10% Discount
Discount tickets - book of 20	15% Discount	15% Discount	15% Discount
Discount tickets - book of 50	20% Discount	20% Discount	20% Discount
12 month Membership (Individual)	680.00	697.73	767.50
12 Month membership Concession [Health care card, seniors card, f/t student)	573.64	588.64	647.50
6 months membership	436.36	447.73	492.50
6 months membership(concession) [Health care card, seniors card, f/t student)	384.09	394.09	433.50
3 months membership	313.64	321.82	354.00

DESCRIPTION	ADOPTED FEE 2021/22 (Exc GST)	DRAFT FEE 2022/23 (Exc GST)	DRAFT FEE 2022/23 (Inc GST)
3 months membership(concession) [Health care card, seniors card, f/t student)	275.45	282.73	311.00
1 month Membership	111.36	114.55	126.00
Pay as you go fortnightly direct debit	25.00	25.64	28.20
Pay as you go fortnightly direct debit concession	20.91	21.45	23.60
Pay as you go cancellation fee	48.18	49.09	54.00
Membership cancellation Administration Fee	22.73	23.36	25.70
Double membership - each	625.91	642.18	706.40
City of Busselton staff Group Fitness membership. A 30% discount applies on renewal.	476.36	488.73	537.60
Remote shift worker membership	463.64	475.73	523.30
Seniors Programs			
Strong Active Seniors; Stretch and Revitalise			
Per person per class	7.45	7.64	8.40
Discount tickets - book of 10 - 10% discount	10% Discount	10% Discount	10% Discount
Crèche/ Activity Room			
Casual use. Per Child per session (paid on day)	5.73	5.91	6.50
Crèche Pass (Book of 5)	24.09	24.73	27.20
Crèche Pass (Book of 10)	37.27	38.18	42.00
Vacation care program, per child per day	77.00	80.00	80.00
Shower			
Per person not participating in centre activities, per use of shower facilities	4.64	4.73	5.20
Stage Hire			
Commercial hire per day, or part of.	100.00	102.73	113.00
Community hire per day, or part of.	50.00	51.36	56.50
Stage hire bond, per use	430.00	440.00	440.00
NCC Grounds Hire			
Community half day	65.00	66.36	73.00
Commercial half day	111.36	113.64	125.00

5:53pm: At this time, Mayor Grant Henley re-entered the meeting and assumed the chair.

12.4 Finance Committee - 13/4/2022 - RATE EXEMPTION APPLICATION - SOUTH METROPOLITAN YOUTH LINK INC

STRATEGIC THEME	OPPORTUNITY - A vibrant City with diverse opportunities and a prosperous economy
STRATEGIC PRIORITY	3.2 Facilitate an innovative and diversified economy that supports local enterprise, business, investment and employment growth.
SUBJECT INDEX	Rates & Exemptions
BUSINESS UNIT	Finance and Corporate Services
REPORTING OFFICER	Rates Coordinator - David Nicholson
AUTHORISING OFFICER	Director Finance and Corporate Services - Tony Nottle
NATURE OF DECISION	Executive: Substantial direction setting, including adopting budgets, strategies, plans and policies (excluding local planning policies); funding, donations and sponsorships; reviewing committee recommendations
VOTING REQUIREMENT	Absolute Majority
ATTACHMENTS	Attachment A Rate Exemption Application Attachment B Rate Exemption Application Statutory Declaration Attachment C Rate Exemption Application Covering Letter Attachment D Annual Report - 2020

This item was considered by the Finance Committee at its meeting on 13/4/2022, the recommendations from which have been included in this report.

DISCLOSURE OF INTEREST	
Date	27 April 2022
Meeting	Ordinary Council
Name/Position	Cr Sue Riccelli, Councillor
Item No./Subject	Item No. 12.4 'Finance Committee - 13/4/2022 - RATE EXEMPTION APPLICATION - SOUTH METROPOLITAN YOUTH LINK INC'
Type of Interest	Impartiality Interest
Nature of Interest	I occasionally liaise with South Metropolitan Youth Link Inc. through my employment.

The committee recommendation was moved and carried.

COUNCIL DECISION

C2204/086 Moved Councillor P Carter, seconded Councillor M Love

That the Council:

1. **Grant a rate exemption to South Metropolitan Youth Link Inc. for 1A, 9 Harris Road, Busselton, effective 1st March 2022, under section 6.26(2)(g) of the Local Government Act 1995; and**

2. **Agree that this rate exemption is to continue where South Metropolitan Youth Link Inc. confirm in writing by 30 April annually that they continue use the property for the purposes stated in the application.**

CARRIED 9/0

BY ABSOLUTE MAJORITY

OFFICER RECOMMENDATION

That the Council:

1. Grant a rate exemption to South Metropolitan Youth Link Inc. for 1A, 9 Harris Road, Busselton, effective 1st March 2022, under section 6.26(2)(g) of the Local Government Act 1995; and
2. Agree that this rate exemption is to continue where South Metropolitan Youth Link Inc. confirm in writing by 30 April annually that they continue use the property for the purposes stated in the application.

EXECUTIVE SUMMARY

An application seeking rate exemption on 1A 9 Harris Road, Busselton (the Property) was received from South Metropolitan Youth Link Inc. (SMYL) on 22 February 2020 (Attachment A).

The Property is being leased by SMYL and is used to deliver a range of parenting programs and services. These are aimed at sole parents, low- income families with children, migrants and other people so as to improve below functional literacy and numeracy skills for education and employment purposes.

On the basis of the application, this report recommends that rate exemption be granted under section 6.26(2)(g) of the *Local Government Act 1995* (the Act) effective from 1st March 2022, being the lease commencement date.

BACKGROUND

SMYL is a large charity registered with the Australian Charities and Not-for-profits Commission. According to their web site they operate from locations in 14 other Councils. The organisation assists Aboriginal and Torres Strait Islanders, adults 25 to under 65, youth 15 to under 25, families, females, males, financially disadvantaged people, migrants, refugees or asylum seekers and people at risk of homelessness or experiencing homelessness, from a culturally and linguistically diverse background, in rural/regional/remote communities, with disabilities and those that are unemployed.

A summary of the services provided are schools, vocational education, language and literacy training, mentor support, parenting skills, school to work transition for those vulnerable, those at risk or disadvantaged in the community. The core components of these programs and services are 90% funded by Government Grants including from the Commonwealth Department of Education, Skills and Employment. Additional services that are self-funded by SMYL include on-site crèche, financial counselling, budgeting, healthy eating, resilience training and may include entry level skills development, employability skills, vouchers for fuel, clothing and essential resources and "Foodbank" parcels.

Engagement with Western Australian Local Government Association (WALGA)

With respect more broadly to rate exemptions for charitable organisations, following a Council resolution in May 2019, the Mayor raised this issue with the South West Zone of WALGA (SWZ) at its meeting, also in May 2019. The SWZ supported the City of Busselton's view unanimously and resolved as follows:

That the SWZ:

1. *Request that WALGA continue to lobby the State Government to consider the removal of rate exemptions for charitable organisations under the Local Government Act 1995 and that an alternative position may be implementing a rebate similar to the Pensioners and Seniors Rebate Scheme.*

In response to the SWZ's resolution, WALGA advised that the SWZ's position is consistent with the following long-held sector position that:

1. *There is a need to amend the Local Government Act to clarify that Independent Living Units should only be exempt from rates where they qualify under the Commonwealth Aged Care Act 1997; and*

2. *Either:*
   a. *amend the charitable organisations section of the Local Government Act 1995 to eliminate exemptions for commercial (non-charitable) business activities of charitable organisations; or*
   b. *establish a compensatory fund for Local Governments, similar to the pensioner discount provisions, if the State Government believes charitable organisations remain exempt from payment of Local Government rates.*

WALGA also added to its submission to the State Government following the consultation on phase 2 of the review of the Act:

> *Request that a broad review be conducted into the justification and fairness of all rating exemption categories currently prescribed under Section 6.26 of the Local Government Act.*

WALGA's advocacy position has not changed in relation to this issue and it continues to push for meaningful legislative change in this area. Until then, however, the current approach to rate exemptions due to charitable purpose remains in place.

OFFICER COMMENT

In accordance with Section 6.26(2)(g) of the Act, land is not rateable if it is used exclusively for charitable purposes.

Rate exemption applications need to be considered in two parts. The first part is to assess whether the use itself is "charitable" and the second part is to determine whether the property is being used "exclusively" for charitable purposes.

In considering the first part, that is, 'are the operations of SMYL considered to be a charitable use', legal opinions have been consistent in defining a charitable purpose as land used for:

1. The relief of poverty;
2. The advancement of education;
3. The advancement of religion; and
4. Other purposes beneficial to the community.

It is considered that the vast majority of the programs and services provided by SMYL are charitable under definitions 1, 2 and 4 and as such the Property would be eligible for rate exemption under section 6.26(2)(g) of the Act.

In considering the second part, that is, 'is the property being exclusively used for a charitable purpose'; this criteria is being met by SMYL as they are the sole occupier of unit 1A of the property from which the programs and services are being provided.

As stated previously SMYL operate locations in 14 other local government localities. These Councils were contacted to determine the rating status of the occupied properties with only 7 responses received at the time of compiling this report.

The following is a summary of the 7 rating status responses:

- 2 Rate exemption approved (NOTE: Occupy 4 rate exempt properties within the City of Rockingham);
- 1 Rate concession approved;
- 2 Occupy part or all of Lotterywest or National Trust Buildings that are not rated; and
- 2 Occupy commercial buildings that are rated as no rate exemption application lodged.

No physical inspection of the Property has been carried out as its rating classification and the statutory declaration of the Property's use (Attachment B) is considered to be sufficient.

Statutory Environment

Section 6.26(2)(g) of the Act specifically states that land used exclusively for charitable purposes is not rateable.

Relevant Plans and Policies

There are no relevant plans or policies to consider in relation to this matter.

Financial Implications

Granting rate exemption effective 1 March 2022 would see a $3,018 reduction to Councils 2021/22 rating income.

This rating income reduction would be approximately $9,348 for future financial years where 1A, 9 Harris Road, Busselton continues to be leased by SMYL and used to provide the programs and services as per their rate exemption application.

If rate exemption is denied, then there may be costs incurred by the City if SMYL was to apply to the State Administrative Tribunal for a review of Council's decision.

Stakeholder Consultation

No external stakeholder consultation was required or undertaken in relation to this matter.

Risk Assessment

An assessment of the potential implications of implementing the officer recommendation has been undertaken using the City's risk management framework, with risks assessed taking into account any controls already in place. No risks of a medium or greater level have been identified.

That being said, if Council choses to not grant rate exemption, then staffing and/or legal costs may be incurred if the applicant refers the matter to the State Administrative Tribunal (SAT) for a review of the decision.

Options

As an alternative to the proposed recommendation, Council could decline the rate exemption application on the basis that it considers the property to be rateable under the Act. As stated above, this is not recommended based on the risks associated with declining the application.

CONCLUSION

It is considered that the programs and services provided by SMYL are charitable in nature. As such the property on 1A, 9 Harris Road, Busselton is considered eligible for rate exemption under section 6.26(2)(g) of the Act.

TIMELINE FOR IMPLEMENTATION OF OFFICER RECOMMENDATION

If rate exemption is granted on 1A, 9 Harris Road, Busselton then it would be applied effective from the 1 March 2022, being the lease commencement date immediately.

APPLICATION FOR RATES EXEMPTION

Local Government Act 1995 – Section 6.26

Privacy

The personal information collected on this form will only be used by the City of Busselton for the sole purpose of providing requested and related services. Information will be stored securely by the City and will not be disclosed to any third parties without your express written consent.

Copyright

I authorise the City of Busselton to reproduce any attachments provided with this form for internal purposes only.

City of Busselton
2 Southern Drive
Busselton WA 6280
Locked bag 1
Busselton WA 6280

ABN 87 285 608 991

Phone: (08) 9781 0444
Facsimile: (08) 9432 4634
Email: city@busselton.wa.gov.au
Web: www.busselton.wa.gov.au

This application form is to be used by organisations seeking exemption from rates, pursuant to the provisions of Section 6.26 of the Local Government Act 1995. The application for exemption will be checked based on the information you have provided, and you will be advised of the outcome in due course. Please attach all additional documents requested, as failure to do so may result in the application being refused.

Please note that this exemption application will only be considered where the properties rating assessment is up to date. Any approved exemption will be on rates only with Emergency Services Levy and other service charges such as waste services remaining payable. Any overpayment as a result of rate exemption being approved will be refunded. Properties which are granted rate exemption are subject to periodic reviews to ensure continued approval.

Instructions: Please print clearly in the spaces provided.

1. PROPERTY ADDRESS DETAILS

Street address	1A/9 Harris Road
Suburb	Busselton
Post code	

Property Reference Number (if known)	

2. WHAT IS THE CURRENT USE OF THE PROPERTY? Please provide full details:

South Metropolitan Youth Link Inc is a not for profit charitable organisation and intends to use the property to deliver free parenting programs and support services to sole parents and low-income families, a free creche, language and literacy classes for migrants and people with low levels of numeracy and literacy. Other services include health eating programs, budgeting and the issue of fuel vouchers, clothing vouchers and foodbank hampers and other support mechanisms as identified by the client group.

3. PROPERTY OWNER DETAILS

Organisation	**Wallner Family Trust**
Property owner *(if different to above)*	**FS Wallner & HG Klein as Trustees for the Wallner Family Trust**
Postal address *(including post code)*	**PO Box 1148 Busselton WA**
Telephone	**08 9754 1522**
Facsimile	
Mobile	
E-mail	**trevor@profsbsn**

4. APPLICANT DETAILS

Contact Person	Julie Mitchell
Position Title	Executive Officer
Postal address *(including post code)*	46 Mews Road, Fremantle WA 6160
Telephone	08 9430 4921
Facsimile	08 9335 9386
Mobile	0404 823 641
E-mail	Julie.mitchell@smyl.com.au

5. ORGANISATION INFORMATION

Is/does the organisation:

An incorporated body as per the Associations Incorporated Act 1987?
*(If **yes**, provide a Certificate of Incorporation)* ☑ Yes ☐ No

Considered "not for profit"? ☑ Yes ☐ No

Have a tax exemption from the Australian Tax Office (ATO)? ☑ Yes ☐ No
(If yes, provide a certificate of tax exemption from the ATO)

Leasing the property? ☑ Yes ☐ No
(If yes, provide a copy of the lease and confirm if the lessee is responsible for payment of the rates)

Have planning approval for the land use of the property? ☐ Yes ☑ No
(A site inspection may be required before the application is processed)

6. DOCUMENTATION REQUIREMENTS

Please provide the following documentation with this application:

- ☑ Formal request for rate exemption on the organisation's letter head that includes a written statement outlining the nature of the Organisation's operations, including the following details:
  - Use and occupancy of the property
  - Type of service provided (e.g. food, accommodation etc)
  - Frequency of service provision (e.g. full-time, daily, weekly etc)
  - Whether any payment is received for the services provided by the organisation;
- ☑ Copy of the organisation's constitution;
- ☑ Copy of the organisation's current certificate of incorporation;
- ☑ A statutory declaration from the organisation confirming the exact purpose for which the whole of the property is being used for;
- ☑ A plan of the property, showing all buildings and outbuildings **OR**
- ☑ Floor plan of the leased property area if only part of the property is the subject of this application.
- ☑ A copy of the organisations current years audited financial statements and details of its financial and funding support;
- ☑ Copies of any other relevant documentation that the organisation considers will support this application;

---

7. AUTHORISATION

By signing this application, I hereby certify that the information provided is true and correct to the best of my knowledge.

Name	**Julie Mitchell**
Position Title	**Executive Officer**
Organisation	**South Metropolitan Youth Link Inc**
CEO/Trustee Signature	

OFFICE USE ONLY

1. CONSIDERATIONS

Approval with the City's Town Planning Scheme? YES ☐ NO ☐

Has the property been inspected? YES ☐ NO ☐

Recommend for non-rateable status? YES ☐ NO ☐

Section 6.26 (2) of the Local Government Act 1995 classification	
Person/s or Classes of Persons Affected by this decision	

Reason for non-rateable status:

New Application ☐ Review of Exemption ☐

Amount of rates to be exempted and date to be commenced from (if applicable):

Amount: $	Data (from): Click here to enter a date.

Rubbish bin changes to be levied and dates to be applicable from:

Amount: $	Data (from): Click here to enter a date.

Note: The approval will be for a period of 3 years, unless circumstances change.

2. DECISION – DELEGATED AUTHORITY (3.40)

Approving officer sub-delegated by the CEO to approve the granting of rate exemption status in accordance with the Local Government Act 1995.

Name	
Position	
Signature	

Determination by delegated officer:

☐ DENIED for non-rateable status ☐ APPROVED for partial non-rateable status ☐ APPROVED for non-rateable status

WESTERN AUSTRALIA

OATHS, AFFIDAVITS AND STATUTORY DECLARATIONS ACT 2005

STATUTORY DECLARATION

APPLICATION FOR RATES EXEMPTION UNDER SECTION 6.26 OF THE LOCAL GOVERNMENT ACT 1995. STATEMENT OF PROPERTY USE

(1) Christian name or names and surname of declarant in full	(1) **I Julie Anne Mitchell**
(2) Address	(2) **Of 11/48 Salvado Road Wembley 6014** **In the State of Western Australia**
3) Occupation	(3) Executive Officer

Sincerely declare as follows:-

The property located at 1A/9 Harris Road Busselton

is used by South Metropolitan Youth Link Inc

for the purposes of delivery of sole parent and low income family support programs and services including cheche, fuel and clothing vouchers, food hampers, budgeting and health eating. Language and literacy training for migrants and other people with low numeracy and literacy levels.

for the period from 28 February 2022 to the 30 June 2025

The applicant agrees to advise the City of Busselton immediately that there is **ANY** change to the purpose/s as stated above.

This declaration is made under the *Oaths, Affidavits and Statutory Declarations Act 2005*

Declared at Fremantle

This 22 day of February 2022

In the presence of Myriam Gowegati

(Signature of authorised witness)

(Name of authorised witness and qualification as such a witness)

Myriam Gowegati

Teacher

(4) Signature of person making the declaration

(4)

S M Y L
Community Services

Chief Executive Officer
City of Busselton,
Locked Bag 1,
BUSSELTON WA 6280

Dear Sir

I am writing on behalf of South Metropolitan Youth Link Inc T/A SMYL Community Services to request your consideration of an application to grant a rate exemption under section 6.26 pf the Local Government Act 1995.

SMYL has negotiated a temporary lease pending the outcome of this application for the property at 1A/9 Harris Road in Busselton from which it is intended to deliver a range of parenting programs and services. These are aimed at sole parents and low- income families with children (ParentNext) and language and literacy program (Skills for Education & Employment) that assists migrants and other people with below functional literacy and numeracy. Core components of these services are funded by the Commonwealth Department of Education, Skills and Employment. Other components of the service are self-funded by SMYL and include an onsite creche service, financial counselling, budgeting, healthy eating and resilience training. Additional services may include entry level skills development and employability skills, vouchers for fuel, clothing and essential resources and "Foodbank" parcels all facilitated by SMYL.

SMYL is the only face to face provider of these Commonwealth services in Busselton and across regional WA.

The availability of premises that meet disability access requirements, are accessible by our client groups and fit for purpose are very limited in Busselton and property leases have increased significantly in the past few months. The rate exemption will significantly reduce the outgoings and enable SMYL to continue to deliver services to local clients who are most vulnerable.

The viability of the lease is dependent on the outcome of this application. Consequently, SMYL has not yet submitted development or building

South Metropolitan Youth Link Inc T/A
SMYL Community Services
ABN: 53 843 734 425
1st Floor, 46 Mews Road, Fremantle 6160

Tel: (08) 9430 4921
Fax: (08) 9335 9386
Email: smyl@smyl.com.au

applications for this site until the outcome is advised and the owner has confirmation.

In support of this application please find attached a copy of SMYL's Constitution, most recent audited accounts, the lease and details of the property and proof of our charitable status from the ACNC.
Should you require any additional information, I can be contacted Julie.mitchell@smyl.com.au, 08 94304921 or mobile 0404823641.

Yours sincerely

Julie Mitchell
22/02/2022

South Metropolitan Youth Link Inc.

ABN 53 843 734 425

Annual Report 2020

South Metropolitan Youth Link Inc.

ABN 53 843 734 425

Annual Report 2020

Table of Contents

SMYL Board Report 3
Auditors Independence Declaration 4
Statement of Profit or Loss and Other Comprehensive Income 5
Statement of Financial Position 6
Statement of Changes in Equity 7
Cash Flow Statement 8
Notes to the Financial Statements 9
Statement by the SMYL Board 18
Independent Audit Report 19

South Metropolitan Youth Link Inc. Board Report

The South Metropolitan Youth Link Inc. Board submits the financial accounts of South Metropolitan Youth Link Inc. (SMYL) for the financial year ended 31 December 2020.

The names of the Board in office at any time during or since the end of the year are:

- Philip Brooks – Chairperson
- Rohan Lewis – Deputy Chairperson
- Jan Sonder-Sorensen - Treasurer
- Kathleen Coughlan – Board Member
- Leonard Collard – Board Member
- Maureen Thomson – Board Member
- Ian Linn – Board Member
- Sameh Gowegati – Public Officer

The principal activities of SMYL are to provide the opportunity of improving the overall welfare of young people, and the general community, by creating a learning environment that offers positive life experiences and opportunities for ongoing skills development and employment.

SMYL operates 2 businesses being SMYL Community Services and SMYL Community College. SMYL Community Services is a registered training organisation that provides skills development, training and employment opportunities to young people across WA. SMYL Community SMYL provide an inclusive and supportive learning community that offers an alternative approach to education and training for young people aged 14 to 17 years of age who are at risk of missing out on opportunities due to their home life, health and other issues.

There were significant changes in the nature of SMYL principal activities during the financial year. On the 1st July 2019 South Metropolitan Youth Link Inc. merged with SMYL Community College. The new accounting period for the merged entity South Metropolitan Youth Link Inc. is 31st December 2020. The Statutory Accounts below reflect 18 months of operation from 1st July 2019 to 31st December 2020. The comparatives for 2019 reflect South Metropolitan Youth Link Inc. premerger and relate to 12-month (July 2018 to June 2019).

The surplus for the financial year amounted to $1,119,330 (2019: profit of $46,906). The significant increase the surplus was driven by the merger between South Metropolitan Youth Link Inc. and SMYL Community College. Also contributing to was Job Keeper that contributed $2.3m to the surplus. SMYL will not be eligible for Job Keeper in 2021 as operations begin to normalise.

A review of the operations of SMYL during the financial year and the results of those operations found that 91% or $35m of total income was generated from delivering both education and training across WA. 74% or $28m of total expenses relate to Salary and Wages required to deliver the positive education and training outcomes. Included in the Salary and Wages expense was an increase in Annual Leave and Long Service Leave provisions to align to current leave balances which did not occur in previous years. The remaining expenses relate to property, transport, curriculum and training costs supporting our staff to deliver education and training outcomes.

The SMYL's net asset position has increased by 128% to $10,262,997 as at 30 June 2020 (2019: $4,504,399). The increase was driven by the merger between South Metropolitan Youth Link Inc. and SMYL Community College.

Likely developments in the operations of the SMYL and the expected results of those operations in future financial years have not been included in this report as the inclusion of such information is likely to result in unreasonable prejudice to the SMYL.

The SMYL's operations are not regulated by any significant environmental regulation under a law of the Commonwealth or of a state or territory.

No person has applied for leave of Court to bring proceedings on behalf of the SMYL or intervene in any proceedings to which the SMYL is a party for the purpose of taking responsibility on behalf of the SMYL for all or any part of those proceedings. The SMYL was not a party to any such proceedings during the year.

Furthermore, during the reporting period, the COVID-19 ('Coronavirus') pandemic was declared. The effects of the pandemic are rapidly developing and while these changes may continue to impact the SMYL, it is not possible to quantify the impact.

There has not been any matter or circumstance occurring subsequent to the end of the financial year that has significantly affected, or may significantly affect, the operations of the SMYL, the results of those operations, or the state of affairs of the SMYL in future financial years.

No indemnities have been given or insurance premiums paid, during or since the end of the financial year, for any person who is an auditor of the SMYL.

The SMYL has paid premiums to insure each of the directors against liabilities for costs and expenses incurred by them in defending any legal proceedings arising out of their conduct while acting in the capacity of director of the SMYL and its subsidiaries, other than conduct involving a wilful breach of duty in relation to the SMYL.

SMYL Board Report

Auditor's Independence Declaration

The lead auditor's independence declaration is set out on page 3 of the report for the year ended 31 December 2020.

Signed in accordance with a resolution of the Board of Directors:

Philip Brooks
Chairperson

DATED at PERTH this 10th day of January 2021

Auditors Independence Declaration

Jack Barker Family Trust T/A
JACK BARKER
Registered Company Auditor No. 13809
ABN 39 572 331 976

93 Carawatha Avenue
Mount Nasura WA 6112
Telephone 9497 3501
Mobile 0411 168 719
Email jbarker@iinet.net.au

Auditors Independence Declaration to the Board of Directors of SOUTH METROPOLITAN YOUTH LINC INC

In relation to my audit of the financial report of South Metropolitan Youth Link Inc For the Year Ended 31ST December 2020, to the best of my knowledge and belief, there have been no contraventions of the auditor independence requirements of the Corporations Act 2001 sec 307c or any applicable code of professional conduct in relation to the audit.

W J BARKER NTAA AUDITOR

9th March 2021

Statement of Profit or Loss and Other Comprehensive Income

for the year ended 31 December 2020

	Note	2020 $	2019 $
Revenue	2	38,577,940	10,931,381
Salaries and Wages		(25,707,113)	(8,190,252)
Salary Related Expenses		(2,209,192)	(681,966)
Office and Administrative Expenses		(4,279,009)	(684,494)
Property and Building Expenses		(3,908,200)	(730,428)
Transport Costs		(294,466)	(355,822)
Interest Expense		(267,224)	(38,049)
Depreciation and Amortisation		(793,406)	(203,464)
Surplus/(Deficit) for the year		1,119,330	46,906
Other comprehensive income		-	
Total comprehensive income / (loss) for the year		1,119,330	46,906

The accompanying notes form part of these financial accounts

Statement of Financial Position

as at 31 December 2020

	Note	2020 $	2019 $
CURRENT ASSETS			
Cash and cash equivalents	3	4,323,234	1,169,421
Trade and other receivables	4	1,370,337	434,785
TOTAL CURRENT ASSETS		5,693,571	1,604,206
NON CURRENT ASSETS			
Property, plant and equipment	5	13,906,209	4,414,555
TOTAL NON-CURRENT ASSETS		13,906,209	4,414,555
TOTAL ASSETS		19,599,780	6,018,761
CURRENT LIABILITIES			
Trade and other payables	6	980,338	238,806
Financial liabilities	8	306,653	-
Provisions	7	1,186,534	-
TOTAL CURRENT LIABILITIES		2,473,525	238,806
NON CURRENT LIABILITIES			
Financial liabilities	8	6,336,386	955,556
Provisions	7	526,872	320,000
TOTAL NON CURRENT LIABILITIES		6.863,258	1,275,556
TOTAL LIABILITIES		9,336,783	1,514,362
NET ASSETS		10,262,997	4,504,399
EQUITY			
Retained Profits		10,262,997	4,504,399
TOTAL EQUITY		10,262,997	4,504,399

The accompanying notes form part of these financial accounts

Statement of Changes in Equity

for the year ended 31 December 2020

	Note	Retained Profits	Total
		$	$
Balance at 1 January 2019		4,457,493	4,457,493
Surplus/(Deficit) for the year		46,906	46,906
Other comprehensive income		-	-
Total comprehensive income for the year		4,504,399	4,504,399
Transfers to/(from) reserves		-	-
Balance at 31 December 2019		4,504,399	4,504,399
Balance at 1 January 2020		9,143,667	9,143,667
Surplus/(Deficit) for the year		1,119,330	1,119,330
Other comprehensive income		-	-
Total comprehensive income for the year		10,262,997	10,262,997
Transfers to/(from) reserves		-	-
BALANCE AT 31 December 2020		10,262,997	10,262,997

The accompanying notes form part of these financial accounts

Cash Flow Statement

for the year ended 31 December 2020

	Note	2020 $	2019 $
CASH FLOWS FROM OPERATING ACTIVITIES			
Receipts from government		36,462,194	7,715,219
Payments to suppliers and employees		(34,688,427)	(10,745,319)
Receipts from other		1,319,509	3,814,828
Interest received		12,984	5,594
Interest paid		(264,717)	(38,049)
Net Cash Provided by/(Used in) Operating Activities	11(b)	2,841,543	752,273
CASH FLOWS FROM INVESTING ACTIVITIES			
Purchase of property, plant and equipment		(5,394,341)	(259,792)
Net Cash Used in Investing Activities		(5,394,341)	(259,792)
CASH FLOWS FROM FINANCING ACTIVITIES			
Proceeds from borrowings		6,643,039	-
Repayment of borrowings		(4,032,887)	(222,573)
Net Cash Used in Financing Activities		2,610,152	(222,573)
Net increase/(decrease) in cash held			
Cash at the beginning of the year		4,265,880	899,513
Cash at the end of the year	11(a)	4,323,234	1,169,421

The accompanying notes form part of these financial accounts

Notes to the Financial Statements

for the year ended 31 December 2020

NOTE 1. STATEMENT OF SIGNIFICANT ACCOUNTING POLICIES

SMYL is a not-for-profit Trust incorporated and domiciled in Australia, registered on the 22nd October 2002. The registered office is Level 1, 46 Mews Rd, Fremantle.

The SMYL Board have prepared the financial statements on the basis that the SMYL is a non-reporting entity because there are no users dependent on general purpose financial statements. The financial statements are therefore special purpose financial statements that have been prepared in order to meet the requirements of the *Australian Charities and Not-for-profits Commission Act 2012 (*"the ACNC Act"*),* the recognition and measurement requirements of all Australian Accounting Standards and Interpretations, and the disclosure requirements of the following standards.

AASB 101:	Presentation of Financial Statements;
AASB 107:	Statement of Cash Flows;
AASB 108:	Accounting Policies, Changes in Accounting Estimates and Errors;
AASB 1048:	Interpretation and Application of Standards;
AASB 1054:	Australian Additional Disclosures.

No other Accounting Standards, Australian Accounting Interpretations or other authoritative pronouncements of the Australian Accounting Standards Board have been applied.

a. Basis of Preparation

Reporting Basis and Conventions

The financial report has been prepared on a historical cost except for, where applicable, the revaluation of certain classes of plant and equipment and available-for-sale investments which are measured at fair value. The presentation currency is Australian dollars.

b. Income Tax

The SMYL is exempt from income tax pursuant to section 50-B of the Income Tax Assessment Act 1997.

c. Property, Plant and Equipment

Each class of property, plant and equipment is carried at cost or fair value less, where applicable, any accumulated depreciation and impairment losses.

Property

Freehold land and buildings are shown at cost or at their fair value (being the amount for which an asset could be exchanged between knowledgeable willing parties in an arm's length transaction), less subsequent depreciation for buildings.

Increases in the carrying amount arising on revaluation of land and buildings are credited to a revaluation reserve in equity. Decreases that offset previous increases of the same asset are charged against fair value reserves directly in equity; all other decreases are charged to the statement of comprehensive income.

Plant and equipment

Plant and equipment are measured on the cost basis less depreciation and impairment losses.

The carrying amount of plant and equipment is reviewed annually by the SMYL Board to ensure it is not in excess of the recoverable amount from these assets. The recoverable amount is assessed on the basis of the expected net cash flows that will be received from the assets employment and subsequent disposal. The expected net cash flows have been discounted to their present values in determining recoverable amounts.

Depreciation

The depreciable amount of all fixed assets including building and capitalised lease assets, but excluding freehold land, is depreciated on a straight line basis over their useful lives to the SMYL commencing from the time the asset is held ready for use. Leasehold improvements are depreciated over the shorter of either the unexpired period of the lease or the estimated useful lives of the improvements.

Notes to the Financial Statements

for the year ended 31 December 2020

The depreciation rates used for each class of depreciable assets are:

Class of Fixed Asset	Depreciation Rate
Plant and Equipment	33%
Computer Equipment	33%
Motor vehicles	20%
Boats	10%
Buildings	3%
Leasehold improvements	7%

The assets' residual values and useful lives are reviewed, and adjusted if appropriate, at the end of each reporting period.

An asset's carrying amount is written down immediately to its recoverable amount if the asset's carrying amount is greater than its estimated recoverable amount.

Gains and losses on disposals are determined by comparing proceeds with the carrying amount. These gains or losses are included in the statement of comprehensive income. When revalued assets are sold, amounts included in the revaluation reserve relating to that asset are transferred to retained earnings.

d. Investments and other financial assets

Investments and other financial assets, other than interests in subsidiaries or associates, are initially measured at fair value. Transaction costs are included as part of the initial measurement, except for financial assets at fair value through profit or loss. Such assets are subsequently measured at either amortised cost or fair value depending on their classification. Classification is determined based on both the business model within which such assets are held and the contractual cash flow characteristics of the financial asset unless an accounting mismatch is being avoided.

Financial assets are derecognised when the rights to receive cash flows have expired or have been transferred and the SMYL has transferred substantially all the risks and rewards of ownership. When there is no reasonable expectation of recovering part or all of a financial asset, it's carrying value is written off.

Financial assets at amortised cost

A financial asset is measured at amortised cost only if both of the following conditions are met: (i) it is held within a business model whose objective is to hold assets in order to collect contractual cash flows; and (ii) the contractual terms of the financial asset represent contractual cash flows that are solely payments of principal and interest.

Financial assets at fair value through profit or loss

Financial assets not measured at amortised cost or at fair value through other comprehensive income are classified as financial assets at fair value through profit or loss. Typically, such financial assets will be either: (i) held for trading, where they are acquired for the purpose of selling in the short-term with an intention of making a profit, or a derivative; or (ii) designated as such upon initial recognition where permitted. Fair value movements are recognised in profit or loss.

Financial assets at fair value through comprehensive income

Financial assets at fair value through other comprehensive income include equity investments which the SMYL intends to hold for the foreseeable future and has irrevocably elected to classify them as such upon initial recognition.

Impairment of financial assets

The SMYL recognises a loss allowance for expected credit losses on financial assets which are either measured at amortised cost or fair value through other comprehensive income. The measurement of the loss allowance depends upon the SMYL's assessment at the end of each reporting period as to whether the financial instrument's credit risk has increased significantly since initial recognition, based on reasonable and supportable information that is available, without undue cost or effort to obtain.

Notes to the Financial Statements

for the year ended 31 December 2020

Where there has not been a significant increase in exposure to credit risk since initial recognition, a 12-month expected credit loss allowance is estimated. This represents a portion of the asset's lifetime expected credit losses that is attributable to a default event that is possible within the next 12 months. Where a financial asset has become credit impaired or where it is determined that credit risk has increased significantly, the loss allowance is based on the asset's lifetime expected credit losses. The amount of expected credit loss recognised is measured on the basis of the probability weighted present value of anticipated cash shortfalls over the life of the instrument discounted at the original effective interest rate.

For financial assets mandatorily measured at fair value through other comprehensive income, the loss allowance is recognised in other comprehensive income with a corresponding expense through profit or loss. In all other cases, the loss allowance reduces the asset's carrying value with a corresponding expense through profit or loss.

e. Impairment of Assets

At the end of each reporting period, the SMYL reviews the carrying values of its tangible and intangible assets to determine whether there is any indication that those assets have been impaired. If such an indication exists, the recoverable amount of the asset, being the higher of the asset's fair value less costs to sell and value in use, is compared to the asset's carrying value. Any excess of the asset's carrying value over its recoverable amount is expensed to the statement of comprehensive income.

f. Contract liabilities

Contract liabilities represent the SMYL's obligation to transfer goods or services to a customer and are recognised when a customer pays consideration, or when the SMYL recognises a receivable to reflect its unconditional right to consideration (whichever is earlier) before the SMYL has transferred the goods or services to the customer.

g. Provisions

Provisions are recognised when the SMYL has a legal or constructive obligation, as a result of past events, for which it is probable that an outflow of economic benefits will result and that outflow can be reliably measured. Provisions are measured using the best estimate of the amounts required to settle the obligation at the end of the reporting period.

h. Employee Benefits

Provision is made for the SMYL's liability for employee benefits arising from services rendered by employees to the end of the reporting period.

i. Cash and Cash Equivalents

Cash and cash equivalents include cash on hand, deposits held at call with banks, other short-term highly liquid investments with original maturities of 12 months or less, and bank overdrafts. Bank overdrafts are shown within financial liabilities in current liabilities on the statement of financial position.

j. Revenue

Revenue is measured at the fair value of the consideration received or receivable, and net of the amount of goods and services tax (GST). Any GST payable to the taxation authority is included within trade and other payables (net of the amounts receivable).

Revenue in relation to tuition fees, subject levies and other receipts is recognised upon delivery of the services by the SMYL. Revenue in relation to the sale of goods is recognised when the goods pass to the buyer.

Government grants (recurrent and capital in nature) are brought to account when the funds are received. Other grants are recognised when there is reasonable assurance that the SMYL will comply with the conditions attached to them.

Interest revenue is accrued on a time basis by reference to the principal outstanding and the effective interest rate applicable. Dividend revenue is recognised when the right to receive payment has been established (provided that it is probable that the economic benefits will flow to the School and the amount of the income can be measured reliably).

All other revenue is recognised on an accruals basis.

k. Finance Costs

Finance costs attributable to qualifying assets are capitalised as part of the asset. All other finance costs are expensed in the period in which they are incurred.

Notes to the Financial Statements

for the year ended 31 December 2020

l. Goods and Services Tax ("GST")

Revenues, expenses and assets are recognised net of the amount of GST, except where the amount of GST incurred is not recoverable from the Australian Tax Office ("ATO"). In these circumstances the GST is recognised as part of the cost of acquisition of the asset or as part of an item of the expense. Receivables and payables in the statement of financial position are shown inclusive of GST.

Cash flows are presented in the cash flow statement on a gross basis, except for the GST component of investing and financing activities, which are disclosed as operating cash flows.

m. Comparative Figures

Comparative figures have been adjusted to conform to changes in presentation for the current financial year where required by Accounting Standards or as a result of changes in accounting policy.

n. Critical Accounting Estimates and Judgements

The directors evaluate estimates and judgements incorporated into these financial statements based on historical knowledge and best available current information. Estimates assume a reasonable expectation of future events and are based on current trends and economic data obtained both externally and within the SMYL.

o. New standards and interpretations not yet adopted

In the year ended 31 December 2020, the SMYL has reviewed all of the new and revised Standards and Interpretations issued by the AASB that are relevant and applicable to its operations and effective for the current annual reporting period.

It has been determined by the SMYL that there is no impact, material or otherwise, of the new and revised Standards and Interpretations on its business given it is special purpose and, therefore, no change is necessary to SMYL's accounting policies.

The SMYL has also reviewed all new Standards and Interpretations that have been issued but are not yet effective for the period ended 31 December 2020. As a result of this review the directors have determined that there is no impact, material or otherwise, of the new and revised Standards and Interpretations on its business and, therefore, no change necessary to SMYL's accounting policies.

Notes to the Financial Statements

for the year ended 31 December 2020

	2020 $	2019 $
NOTE 2. REVENUE		
Revenue:		
– Government Grants Education & Training Operation	35,019,852	10,480,824
– Other Revenue	1,199,303	444,963
– Job Keeper	2,345,800	-
– Investment Income	12,985	5,594
Total Revenue	38,577,940	10,931,381
NOTE 3. CASH AND CASH EQUIVALENTS		
Petty Cash	1,700	800
Cheque Account	390,540	19,791
Online Saver	3,711,482	1,022,885
Security Deposit	219,512	125,945
	4,323,234	1,169,421
NOTE 4. TRADE AND OTHER RECEIVABLES		
CURRENT		
Trade debtors	1,093,337	214,785
Sundry debtors	277,000	220,000
	1,370,337	434,785
NOTE 5. PROPERTY, PLANT AND EQUIPMENT		
Computer Equipment		
Cost		
Opening balance	520,156	489,646
Additions	-	-
Balance at year end	520,156	489,646
Accumulated Depreciation		
Opening balance	(464,980)	(406,882)
Charge	(55,176)	(27,588)
Balance at year end	(520,156)	(434,470)

Notes to the Financial Statements

for the year ended 31 December 2020

	2020 $	2019 $
Note 5. PROPERTY, PLANT AND EQUIPMENT (CONT'D)		
Plant and Equipment		
Cost		
Opening balance	257,876	231,789
Additions	132	-
Balance at year end	258,008	231,789
Accumulated Depreciation		
Opening balance	(227,130)	(193,356)
Charge	(132)	(7,687)
Balance at year end	(227,262)	(201,042)
Motor Vehicles		
Cost		
Opening balance	382,383	258,165
Additions	1,339,476	-
Adjustment	(151,529)	-
Balance at year end	1,570,330	258,165
Accumulated Depreciation		
Opening balance	(233,207)	(132,182)
Charge	(170,194)	(25,197)
Balance at year end	(403,401)	(157,379)
Boats		
Cost		
Opening balance	370,332	271,903
Additions	20,000	19,982
Balance at year end	390,332	291,885
Accumulated Depreciation		
Opening balance	(271,903)	(251,921)
Charge	(19,982)	(19,982)
Balance at year end	(291,885)	(271,903)

Notes to the Financial Statements

for the year ended 31 December 2020

	2020 $	2019 $
Note 5. PROPERTY, PLANT AND EQUIPMENT (CONT'D)		
Leasehold Improvements		
Cost		
Opening balance	4,618,608	2,490,931
Additions	1,573,019	241,292
Balance at year end	6,191,627	2,732,223
Accumulated Depreciation		
Opening balance	(1,173,291)	(460,723)
Charge	(440,514)	(101,510)
Balance at year end	(1,613,805)	(562,234)
Buildings		
Cost		
Opening balance	5,846,427	1,959,429
Additions	2,461,714	
Balance at year end	8,308,141	1,959,429
Accumulated Depreciation		
Opening balance	(168,468)	-
Charge	(107,408)	-
Balance at year end	(275,876)	-
Total property, plant and equipment	13,906,209	4,414,555
NOTE 6. TRADE AND OTHER PAYABLES		
CURRENT		
Unsecured Liabilities:		
Trade creditors	972,338	592,875
Sundry creditors and accruals	8,000	-
	980,338	592,875
NOTE 7. PROVISIONS		
CURRENT		
Employee benefits – Annual leave	1,054,816	-
Employee benefits – Long service leave	131,718	-
	1,186,534	-

Notes to the Financial Statements

for the year ended 31 December 2020

	2020 $	2019 $
NON CURRENT		
Employee benefits – Long service leave	526,872	320,000

NOTE 8. FINANCIAL LIABILITIES

CURRENT		
Secured Liabilities:		
ANZ Chattel Mortgage	306,653	-
NON CURRENT		
Secured Liabilities:		
ANZ Chattel Mortgage	836,386	-
ANZ Commercial Loan	5,500,000	955,556
	6,336,386	955,556

ANZ Tailored Commercial Facility:

- Facility Limit: $5.5m
- Term: 5 years
- Interest Only, repayment required at year 5.
- Variable Rate: Base Rate plus the Funding Index plus the Customer Margin.

ANZ Chattel Mortgage Facility:

- Term: 2 years
- 80% Balloon Payment required at end of Term.

Notes to the Financial Statements

for the year ended 31 December 2020

NOTE 9. CASH FLOW INFORMATION	2020 $	2019 $
(a) **Reconciliation of Cash**		
Cash at the end of the financial year as shown in the cash flow statement is reconciled to the related items in the statement of financial position as follows:		
Cash at bank	4,323,234	1,169,421
(b) **Reconciliation of Cash Flow from Operations with Surplus/(Deficit) for the year**		
Surplus/(Deficit) for the year	1,119,330	46,906
Non-cash flows in surplus from ordinary activities		
Depreciation and amortisation	793,406	203,464
Adjustment of assets	151,529	
Changes in assets and liabilities		
(Increase)/decrease in trade and other receivables	(933,591)	599,054
Increase/(decrease) in trade and other payables	387,462	(117,151)
Increase/(decrease) in provisions	1,323,407	20,000
Net Cash Flow provided by/(used in) Operating Activities	2,841,543	752,273

NOTE 10. EVENTS SUBSEQUENT TO BALANCE DATE

During the reporting period, the COVID-19 ('Coronavirus') pandemic was declared. The effects of the pandemic are rapidly developing and while these changes may continue to impact the SMYL, it is not possible to quantify the impact.

Other than the above, there has not been any matter or circumstance occurring subsequent to the end of the financial year that has significantly affected, or may significantly affect, the operations of the SMYL, the results of those operations, or the state of affairs of the SMYL in future financial years.

NOTE 11. COMMITMENTS	2020 $	2019 $
Operating lease commitments contracted for rent:		
Payable:		
- Not later than 12 months	1,400,000	405,000
- Between 12 months and 5 years	5,900,000	1,620,000
	7,300,000	2,025,000

NOTE 12. CONTINGENT LIABILITIES

The SMYL did not have any contingent liabilities at balance date.

Statement by the SMYL Board

The SMYL Board has determined that the SMYL is not a reporting entity and that this special purpose financial report should be prepared in accordance with the accounting policies described in Note 1 to the financial statements.

The SMYL Board declares that, in its opinion:

(a) the financial statements set out on pages 5 to 18 are in accordance with the Australian Charities and Not-for-profits Commission Act 2012, including:

(i) give a true and fair view of the financial position as at 31 December 2020 and of the performance for the year ended on that date of the SMYL in accordance with the accounting policies disclosed in Note 1;

(ii) comply with Australian Accounting Standards as described in Note 1 to the financial statements.

(b) there are reasonable grounds to believe that the SMYL will be able to pay its debts as and when they become due and payable.

This declaration is made in accordance with a resolution of the SMYL Board.

Philip Brooks
Chairperson

Jan Sonder-Sorensen
Treasurer

DATED at PERTH this 10th day of January 2021

Independent Audit Report

Jack Barker Family Trust T/A
JACK BARKER
Registered Company Auditor No. 13809
ABN 39 572 331 976

93 Carawatha Avenue
Mount Nasura WA 6112
Telephone 9497 3501
Mobile 0411 168 719
Email jbarker@iinet.net.au

TO SOUTH METRO YOUTH LINK INC

Scope

I have audited the attached financial statements for the year ended 31st December 2020 The Association is responsible for the preparation and presentation of the financial statements and the information obtained therein. I have conducted an independent audit of the financial statements in order to express an opinion on them to the members.

My audit has been conducted in accordance with Australian Auditing Standards to provide reasonable assurance as to whether the financial statements are free of material misstatement. My procedures included examination, on a test basis of evidence supporting the amounts and other disclosures in the financial statements, and the evaluation of significant accounting estimates. These procedures have been undertaken to form an opinion as to whether in all material respects, the financial report is presented fairly in accordance with the requirements so as present a view of the Association which is consistent with our understanding of its financial position and the results of its operations.

The audit opinion expressed in this report has been formed on the above basis.

Audit

In my opinion the financial report of South Metro Youth Link present fairly in accordance with applicable Accounting Standards and other mandatory professional reporting requirements the financial position as at 30 June 2020 and the results of its operations for the year then ended.

W J BARKER NTAA – Auditor
26th February 2021

NTAA

12.5 Finance Committee - 13/4/2022 - BUDGET AMENDMENTS: KALOORUP ROAD BRIDGE FUNDING AND ALLOCATION OF SURPLUS FUNDS TO BPACC RESERVE

STRATEGIC THEME	LEADERSHIP - A Council that connects with the community and is accountable in its decision making.
STRATEGIC PRIORITY	4.5 Responsibly manage ratepayer funds to provide for community needs now and in the future.
SUBJECT INDEX	Budget Amendment
BUSINESS UNIT	Finance and Corporate Services
REPORTING OFFICER	Director Finance and Corporate Services - Tony Nottle
AUTHORISING OFFICER	Director Finance and Corporate Services - Tony Nottle
NATURE OF DECISION	Executive: Substantial direction setting, including adopting budgets, strategies, plans and policies (excluding local planning policies); funding, donations and sponsorships; reviewing committee recommendations
VOTING REQUIREMENT	Absolute Majority
ATTACHMENTS	Nil

This item was considered by the Finance Committee at its meeting on 13/4/2022, the recommendation from which have been included in this report.

The committee recommendations were moved and carried.

COUNCIL DECISION

C2204/087 Moved Councillor P Cronin, seconded Councillor P Carter

That the Council endorse the following requested budget amendment, transferring the budgeted 2021/22 surplus to the Busselton Performing Arts & Conference Centre (BPACC) Reserve, up to the value of $1M:

Reference Item #	Description	Net Increase in Revenue	Net Additional Expenditure	Net Impact on Operational Budget	Net Impact on Cash	Net Impact on Reserves
1.	**Transfer to BPACC Reserve**	**-**	**-**	**-**	**(1,000,000)**	**1,000,000**

(i) The net budget amendment, as outlined within this report and in accordance with section 6.8(1) of the Local Government Act 1995, results in a reduction of the budgeted surplus position to $98,182.

That the Council agree to endorse a budget amendment to recognise that bridge works are to be completed on both Kaloorup Road Bridge #3380 and Kaloorup Road Bridge #3381, Jindong.

Cost Code Description	Account String	Amount		
Kaloorup Road Bridge 3381	541.A0023.1210.0000	39,000	debit	adjust revenue down
Kaloorup Road Bridge 3381	541.A0023.3280.0000	(39,000)	credit	adjust cost down
Kaloorup Road Bridge 3380	541.NEW.1210.0000	(39,000)	credit	adjust revenue up
Kaloorup Road Bridge 3380	541.NEW.3280.0000	39,000	debit	adjust cost up

(i) Nil impact on budget position.

CARRIED 9/0

BY ABSOLUTE MAJORITY

OFFICER RECOMMENDATON

That the Council endorse:

1. The following requested budget amendment, transferring the budgeted 2021/22 surplus to the Busselton Performing Arts & Conference Centre (BPACC) Reserve, up to the value of $1M:

Reference Item #	Description	Net Increase in Revenue	Net Additional Expenditure	Net Impact on Operational Budget	Net Impact on Cash	Net Impact on Reserves
1.	Transfer to BPACC Reserve	-	-	-	(1,000,000)	1,000,000

(i) The net budget amendment, as outlined within this report and in accordance with section 6.8(1) of the *Local Government Act 1995*, results in a reduction of the budgeted surplus position to $98,182.

2. That the Council agree to endorse a budget amendment to recognise that bridge works are to be completed on both Kaloorup Road Bridge #3380 and Kaloorup Road Bridge #3381, Jindong.

Cost Code Description	Account String	Amount		
Kaloorup Road Bridge 3381	541.A0023.1210.0000	39,000	debit	adjust revenue down
Kaloorup Road Bridge 3381	541.A0023.3280.0000	(39,000)	credit	adjust cost down
Kaloorup Road Bridge 3380	541.NEW.1210.0000	(39,000)	credit	adjust revenue up
Kaloorup Road Bridge 3380	541.NEW.3280.0000	39,000	debit	adjust cost up

(i) Nil impact on budget position.

EXECUTIVE SUMMARY

This report seeks Council approval of budget amendments as detailed in this report. Adoption of the officer recommendations will result in a reduction of the City's budgeted net current position.

BACKGROUND

In accordance with section 6.8(1) of the *Local Government Act 1995,* a local government is not to incur expenditure from its Municipal fund for an additional purpose except where the expenditure:

- is incurred in a financial year before the adoption of the annual budget by the local government; and
- is authorised in advance by Council resolution - absolute majority required; or
- is authorised in advance by the Mayor in an emergency.

Approval is therefore sought for the budget adjustments detailed below.

OFFICER COMMENT

Council adopted its 2021/2022 Municipal budget on Monday 26 July 2021 with a budget surplus position. Since then, officers have identified budgets that require adjustment. It is good management practice to revise the adopted budget when it is known that circumstances have changed. In keeping with this practice, budgets are reviewed on a regular basis.

Amendments to the budget are categorised into the three key types as listed below:

1. Adjustments impacting the budget balance or net position of the City; relatively uncommon type.
2. Adjustments with no impact on the budget balance; most common amendment type.
3. Adjustments to transfer budget between capital and operating undertakings; relatively uncommon type.

Item 1 – BPACC Reserve Transfer

The adjustment that is required for item 1 of this budget amendment is of the type 1 category above, being an adjustment that will impact the budget balance.

The current amended budget surplus is $1,098,182. Following the mid-year budget review, it is still expected that a budget surplus will eventuate.

Per the adopted budget, any surplus will be utilised in the following budget year as part of the overall municipal funding.

In order to assist with the funding of the construction of the BPACC is it proposed to segregate up to $1M of any actual 2021/22 surplus into the BPACC Reserve, rather than effectively leaving this surplus in the municipal pool of funds.

The $1M funding was identified within the Council report at the 24 November meeting as part of the funding strategy for the BPACC. This budget amendment is to realise this funding in the reserve as per the funding strategy.

After making the above adjustments, the net municipal budget position for 2021/22 will be reduced to $98,182.

Item 2 – Second Kaloorup Road Bridge

Kaloorup Road Bridge # 3381 (A0023) was included on the 2021/22 Capital works budget value at $975,000. This budget needs to be reduced to $936,000 by $39,000.

Kaloorup Road Bridge # 3380, a second bridge on the same road, had works scheduled valued at $39,000. Due to an administrative misunderstanding both these budgets were added together. A new budget needs to be added to account for this project separately.

Recording these projects individually is important due to the different sources of funding, how they will be administered, the timing on when works will be completed and subsequently how they are recorded financially.

Councils approval is sought to adjust the budget accordingly. This is a simple amendment.

Bridge #3381 on Kaloorup Road is to be replaced corresponding with the road widening that has recently occurred on that section of the road. Main Roads Western Australia (MRWA) is responsible for all major maintenance, renewal, upgrade and replacements of road bridges in the State including those owned by Local Governments. The detailed design and planning for this project valued at $138,000 has already been completed at a cost borne by MRWA. The cost to remove the old bridge and construct a new one is estimated at $936,000. $468,000 representing 50% of the cost is to be funded via the Federal Governments Bridge Renewal Program, while the remaining 50% will be funded by MRWA.

Kaloorup Road Bridge # 3381 – Scope of works $936,000

Replace with new bridge; replace bridge with a single span, 6.805m long concrete steel composite dowel-plank bridge; reinforced concrete abutments and parallel wing-walls; width between kerbs to be 9.04m; top mounted thrie-beam guardrails on bridge; w-beam guardrail extensions on all approaches and departures with extruder type end terminals; upgrade approximately 100m of road to tie existing road into new bridge.

A second bridge on Kaloorup Road # 3380 has also had works scheduled to be completed in the 2021/22 Financial Year.

Kaloorup Road Bridge # 3380 – Scope of works $39,000

Substructure Repairs; Superstructure Repairs; Improve headroom in Span 1; Install HyLyte delineators on guardrail.

This project is being funded more traditionally on a 2/3rd 1/3rd basis, this time with the Federal Government funding 2/3^{rds} valued at $26,000 via a Special Bridge Grant paid via the Financial Assistance Grant (FAG) arrangements with MRWA contributing the other 1/3rd valued at $13,000. The City has already received the $26,000 as part of its Financial Assistance Grant payment.

The City will on-pay MRWA the $26,000 on completion of the project. The City has recently been notified that these works will be completed this financial year.

Statutory Environment

Section 6.8 of the *Local Government Act 1995* refers to expenditure from the Municipal fund that is not included in the annual budget. In the context of this report, where no budget allocation exists, expenditure is not to be incurred until such time as it is authorised in advance, by an absolute majority decision of the Council.

Relevant Plans and Policies

There are multiple plans and policies that support the proposed budget amendments, in particular, the adopted 2021/22 budget and the recently endorsed Long Term Financial Plan.

Financial Implications

The details of the financial implications of these recommendations is shown below.

Ref Item #	Description	Net (Increase) / Decrease in Revenue	Net Increase / (Decrease) in Expenditure	Net Impact on Operational Budget	Net Impact on Capital Budget	Net Impact on Cash	Net Impact on Reserves
1.	Transfer to BPACC Reserve	-	-	-		(1,000,000)	1,000,000
2.	Kaloorup Road Bridge #3381	39,000	(39,000)	-	-	-	-
	Kaloorup Road Bridge #3380	(39,000)	39,000	-	-	-	-

Stakeholder Consultation

No external stakeholder consultation was required or undertaken in relation to item 1, Main Roads was and continues to be consulted in relation to item 2.

Risk Assessment

An assessment of the potential implications of implementing the officer recommendation has been undertaken using the City's risk management framework, with risks assessed taking into account any controls already in place. No risks of a medium or greater level have been identified.

Options

The Council could decide not to proceed with the proposed budget amendment request.

CONCLUSION

Council's approval is sought to amend the budget as per the details contained in this report.

TIMELINE FOR IMPLEMENTATION OF OFFICER RECOMMENDATION

If the officer recommendation is endorsed, the budget amendment will be processed within a month of being approved.

12.6 Finance Committee - 13/4/2022 - BUDGET AMENDMENT FOR PERCENT FOR ART

STRATEGIC THEME	LIFESTYLE - A place that is relaxed, safe and friendly with services and facilities that support healthy lifestyles and wellbeing
STRATEGIC PRIORITY	2.5 Facilitate events and cultural experiences that provide social connection.
SUBJECT INDEX	Budget Amendment
BUSINESS UNIT	Community Services
REPORTING OFFICER	Cultural Development Officer - Jacquie Happ
AUTHORISING OFFICER	Director, Community and Commercial Services - Naomi Searle
NATURE OF DECISION	Executive: Substantial direction setting, including adopting budgets, strategies, plans and policies (excluding local planning policies); funding, donations and sponsorships; reviewing committee recommendations
VOTING REQUIREMENT	Absolute Majority
ATTACHMENTS	Attachment A Location of Site and Easement Attachment B Artist Brief

This item was considered by the Finance Committee at its meeting on 13/4/2022, the recommendations from which have been included in this report.

The committee recommendation was moved and carried.

COUNCIL DECISION

C2204/088 Moved Councillor K Cox, seconded Councillor S Riccelli

That the Council endorses a budget amendment to transfer $13,750 of developer contributions from the Cash in Lieu Public Art Reserve and accepts $11,818 in contributions for the design and installation of mural in the Vasse Precinct.

CARRIED 9/0

BY ABSOLUTE MAJORITY

OFFICER RECOMMENDATION

That the Council endorses a budget amendment to transfer $13,750 of developer contributions from the Cash in Lieu Public Art Reserve and accepts $11,818 in contributions for the design and installation of mural in the Vasse Precinct.

EXECUTIVE SUMMARY

The City's Cash in Lieu - Public Art Reserve - 341 collects cash in lieu funds from developer contributions through the Local Planning Policy No. 4.4 Percent for Art. Funds received are allocated to the precincts that they originate from. The funds are put towards artworks that will create vibrancy and interest in the precinct.

Funds are transferred from the City's Public Art Reserve to the Cultural Planning budget. The funds transferred mentioned in this report will be used to pay for a public art consultant to assist in the selection of an artist to paint a mural and the cost of the mural in the Vasse Precinct.

BACKGROUND

The Vasse Precinct Developer commissioned a Public Art Strategy as a guide to creating a vibrant and engaging town centre. The City has been working with the Developer to commission artworks that are appropriate to the town centre, have a local and social theme, and are diverse in art form.

The first artworks were commissioned and a public art consultant was engaged to manage the expression of interest process.

The Vasse Precinct has an allocation of funds in the City's Cash in Lieu Public Art Reserve through contributions from McDonald's and Coles (store and service station). According to the policy, these funds must be spent in the Vasse Precinct.

In 2018 three artworks were commissioned and installed through expenditure from the Public Art Reserve. City Officers work with the Developer, property owners and a public art consultant to procure the artworks for the Precinct. These artworks were installed in spaces that are thoroughfares or where there is high traffic movement of people and vehicles, or high visual outcomes. They were not installed on the properties that the funds were received from.

The artwork that is the subject of this report is to be located at Lot 114, 4 Warrior Court, Vasse. The building abuts the vacant land on Lot 113 Warrior Court Figure 1 (Attachment A - Location of Site and Easement). Lot 113 has an easement of 6m for drainage and Public Access Figure 2 (Attachment A Location of Site and Easement). The easement will provide a buffer between the current and future buildings. It prevents a building being constructed hard up against the current property wall. While there is no guarantee that there will be a wider laneway, it is highly likely.

The draft Vasse Village Precinct Structure Plan by Hatch I Robert Day encourages street frontages with rear access for parking and services so there is a nil setback along Coomidup Boulevard. This means the easement will likely be wider or have a staggered building at various widths. The Lot 114 is currently sharing an access way Figure 1 (Attachment A).

Officers began working with the Developer and public art consultant on an artist brief in June 2021, through which appropriate themes were identified, as outlined in Attachment B - Artist Brief. The Developer and property owners have signed an Agreement for a Licence to allow the City to install and maintain artwork on the Lot.

The next stage requires the engagement of a public art consultant to conduct an Expression of Interest (EOI) process using the Artist Brief (Attachment B Artist Brief) and select an artist. The artist will then be commissioned by the City to paint the mural.

OFFICER COMMENT

There is currently $195,991 in Percent for Art 341 Public Art Reserve of which $32,296 is allocated to the Vasse Precinct. The Reserve funds are for artworks to be created in the precinct from where the funds are received. In 2018, there were three artworks commissioned for the Vasse Precinct using the Public Art Reserve funds. These are an overhead laneway canopy featuring artwork by Ian Mutch, a sculpture by Peter Zappa and a mural by Mel McVee.

The reserve funds are transferred to the Cultural Planning capital budget. The Developer and Owners of the property will be invoiced for additional funding. The funds will be used to contract a public art consultant and cost of the new mural. The project seeks to enhance a location that will become a laneway and linking space in the future.

Activating laneways is a positive way to design out crime as they keep spaces looking busy as people and vehicles move through them. This laneway is likely to be a short cut for pedestrians walking from parking between Warrior Court and Ganges Lane through to the commercial area. The mural will provide high visual impact immediately and strong laneway visibility in the future. Examples of this sort of activation includes the recent Reject Shop artwork in Busselton (6.3m width) and Dunsborough's Hannay Lane (7.9m). These laneways attract people as they walk past and contribute to the vibrancy of the space.

A licence has been signed by the three parties to provide permission from the Owner to the City to install the mural and maintain it. The artwork will be commissioned through an EOI undertaken by the art consultant so it will comply with the City's Purchasing Policy.

The project financials are shown in the table below.

ITEM #	ACCOUNT CODE STRING	DESCRIPTION	AMOUNT DR / (CR)	CURRENT BUDGET	AMENDED BUDGET
1	341 Public Art Reserve	Cash in Lieu contribution from Public Art Reserve (Vasse Precinct)	($13,750)	$0	($13,750)
2	330-10900-1300-0000	Contributions - Operating Activities	($11,818)	$0	($11,818)
3	330-10900-7743-0000	Exp Offset Acc-Furn & Equip	$25,568	$25,400*	$50,968
		Net total	**$0**	**$25,400**	**$25,400**
	*comprises funds for Sculpture by the Bay ($12,000) to be rolled over, Aboriginal artwork ($7,000) and furniture for the Ballaarat Room ($2,477), (Interpretation for Ballaarat Anniversary ($4,721) (Balance $292)				

Statutory Environment

Section 6.8 of the *Local Government Act 1995* refers to expenditure from the Municipal fund that is not included in the annual budget. Any adjustments to a budget allocation must be made by an absolute majority decision of the Council. Additionally, where no budget allocation exists, expenditure is not to be incurred until such time as it is authorised in advance, by an absolute majority decision of the Council.

Relevant Plans and Policies

The Local Planning Policy 4.4 Percent for Art aligns o the officer recommendation, as it allows the City to commission artworks in precincts where cash in lieu contributions have been made by developers.

Financial Implications

The City's net municipal cash budget position remains unchanged as a result of this budget amendment.

Stakeholder Consultation

City Officers have worked with the Developer, property owner and the public art consultant on this project. External stakeholder consultation has been conducted by the Developer.

Risk Assessment

An assessment of the potential implications of implementing the officer recommendation has been undertaken using the City's risk management framework, with risks assessed taking into account any controls already in place. No risks of a medium or greater level have been identified.

Options

As an alternative to the proposed recommendation the Council could refuse the recommendation to transfer funds. If the funds are refused, the Developer and property owner will be unable to proceed with the artwork. Both parties are likely to dispute the City's Local Planning Policy 4.4 for Percent for Art given the request complies with the policy.

CONCLUSION

Funds from the Local Planning Policy 4.4 Percent for Art allow for the commissioning of artwork in the precinct that the funds are received from. The funds will be used to contract a public art consultant to send out an EOI and contract an artist to produce a mural in the Vasse Precinct, under agreements executed between the City, the Developer and Public Art Consultant. The artwork will contribute to the aesthetic and vibrancy of the Vasse precinct.

TIMELINE FOR IMPLEMENTATION OF OFFICER RECOMMENDATION

Upon adoption by Council, the artwork EOI process will commence immediately.

Attachment A Location of Site and Easement

Figure 1 Lot 113 and 114 Warrior Ct, Vasse

Figure 2 Lot 113 showing easement. The easement is against the wall of the building on Lot 114.

artefact creative
Public Art Solutions and Management

Paul Parin
Mob: 041 7931 339
Email: paul@artefactcreative.com.au

Artist Brief:

Conceptual Proposal (Invitation to Submit)

Project:	Vasse Village Car/Dog Wash, 4 (Lot114) Warrior Crt, Vasse
Commissioner:	Vasse Development Partners
Budget:	$25,000.00 (inc GST)
Concept Submission Closing Date:	TBA
Concept Development Fee:	TBA

Overview

The Vasse Village Town Centre is growing rapidly and is and subsequently there are some Stage 2 commercial public art opportunities becoming available as the planning program is complete and subsequent building program is about to commence.

This Artist Brief is for a mural type artwork to be designed and applied to the west wall elevation of a new car/dog wash facility currently under construction.

Mural Artwork

The west facing, concrete tilt panel wall is the specified artwork mural area shown in the below elevation.

The length of the wall is 20800mm with three different heights across its length. These are 3100mm on the left section, 5650 in the highest centre section and 4050mm on the right section.

There is a signage section that needs to be maintained as shown on the elevation below.

The concrete will be finished in a white primer ready for the artists mural application.

The artist / artist team is responsible for design, painting installation and anti-graffiti protective coating.

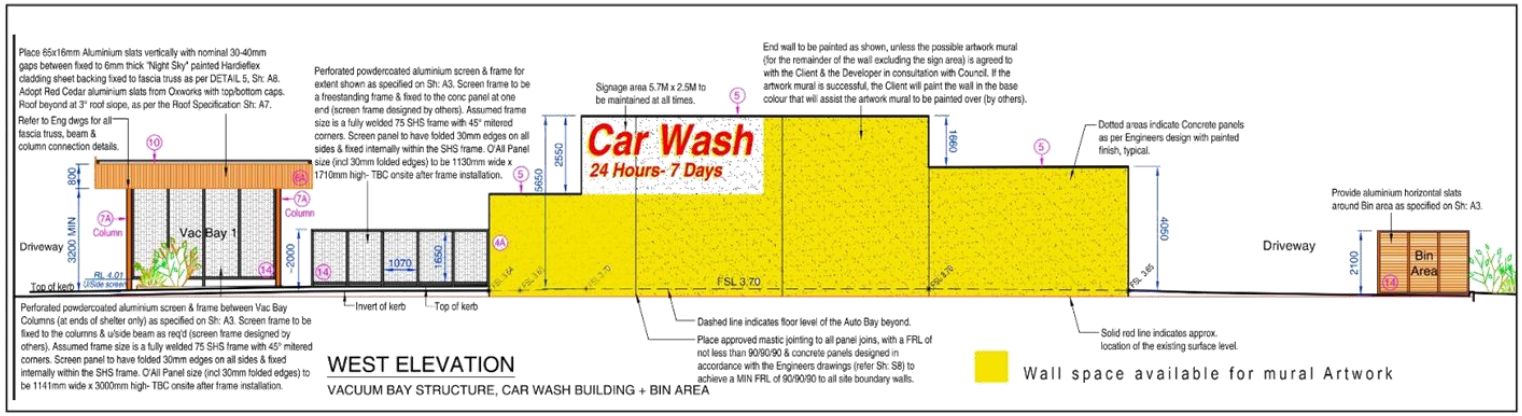

artefact creative
Public Art Solutions and Management

Curatorial Response

The curatorial and thematic framework when considering and designing an appropriate artwork/s should draw conceptual inspiration from the following themes.

Four key themes for public art in the Township of Vasse were identified through desktop research, community consultation and stakeholder engagement. These themes are the distillation of the information gleaned during the research. They will be used to plan public art projects that are relevant to the Town of Vasse by drawing on one or more of the unique Vasse narratives that flow from each theme.

Vasse's significant indigenous heritage, the early settlement heritage, the Busselton to Flinders Bay Rail Trail and the "down south" contemporary lifestyle this region offers, will be the basis for public art briefs developed by the Vasse Development Partners and provide the inspiration for public artists working locally and from across Western Australia and internationally.

1. Indigenous History and Culture

Key Words: *Wadandi Noongar, Bibbulmun, Coastal Plain, Travel Corridor, Food, Water, Shelter*

https://www.busselton.wa.gov.au/connect/aboriginal-culture

The Wadandi and Bibbulmun people of the Busselton, Dunsborough and Margaret River areas have walked this ancient land for almost 50,000 years.

Their culture is as rich and varied as the countryside itself. The aboriginal tribes of Australia's South West enjoyed the abundant food and water found along the coastal plain.

Conservationists by nature, they were semi-nomadic hunter-gatherers, who moved with the supply of food as the seasons changed, taking only what they needed to survive, maintaining a high regard for life and the land.

Significant indigenous stories, important cultural locations and significant individuals are opportunities that may be researched, explored and celebrated with Public artwork

2. Early Settlement Heritage

Key Words: *Farming and fresh produce, Potato farming, Dairy farming, Whalers, Timber production*

https://vassevillage.com.au/art-at-vasse/vasse-history/

https://en.wikipedia.org/wiki/Vasse,_Western_Australia#:~:text=The%20town%20is%20named%20after,previously%20been%20known%20as%20Newtown.

Records show that the population of the Vasse and Augusta region by 1841 was 102, of whom 64 were male and 38 female. By 1845 the population had risen to 176, representing a 72% rise in four years, Despite depressed conditions, the population had continued to increase quite dramatically, due in part at least to the migration of many settlers firstly, from the ill-fated Augusta settlement around 1834 and secondly, from the Australind experiment that was based on Wakefield principles and failed.

At the same time, a new confidence brought about by the cessation of hostilities with the local Wadandi Aboriginals, led to a move outwards from the general confines of the barracks area.

The Vasse region area became a nearby alternative for

artefact creative
Public Art Solutions and Management

many of these people, who saw the area profit from providing a ready market with American whalers (who used the safety of Geographe Bay) for its agricultural goods.

When they weren't working hard, the families at Newtown/Vasse conducted their social lives with families and friends, including picnics and holidays at the beach at Yallingup and Newtown Beach.

Some of the early settlers shaped the history of the Town of Vasse.

Elijah Dawson, born 1797, was a Waterloo veteran who travelled to the colony in the Ellen in April 1834 with Colonel Molloy. He was an original settler at Augusta and farmed at Wonnerup, before moving to an area on the West Brook, which later became known as the Newtown district.

Thomas Abbey worked as a timber labourer, while farming his property producing potatoes, butter and livestock. Their settlement, Newtown House was a lying in house for many years and Mary Anne Abbey acted as midwife in the district having the wives of other settlers stay at her home for the birth of their children, or visiting the isolated farms to confine the mothers. The Newtown House was considered to be a meeting place for local farmers, prior to the construction of Newtown Agricultural Hall, and school and church services were regularly held at the site.

Thomas Thurkle arrived in Fremantle via Tasmania in 1829, as a member of the crew on the Orelia. Besides working on their farm, Thomas became a mailman, a J.P., Protector of Aborigines, Police Constable, Church of England Warden and a member of the Sussex Road Board for 42 years.

At the age of five, Robert Reading arrived in Vasse with his parents. Robert Reading's association with the Agricultural Society began as early as 1923 and he, his wife and son Ross are all life members of the organisation. The extent of his involvement in the community appears impressive as he was actively involved as Chairman of the Lower South West Committee of the Pastoralists and Graziers' Committee; Vice chairman of the Sussex Road Board in the late 1930s; involved with the formation of the Bushfire Brigade; and President of Busselton Golf Club, Bowling Club and Basketball Association over a number of years. Robert was also an instigator of the proposed new town sports area on five acres adjacent to the new Hall.

In 1898, the original Newtown Hall was built of brick with corrugated iron roof and verandahs on three sides.

When the Western Australian government opened land for the Group Settlement Scheme around Busselton, it was decided that some form of drainage was necessary to remove water from the low lying areas. On completion, the local drain changed the landscape in the area and according to Charlie Thurkle, 'when the Buayanyup Drain was dug in 1926, the swamp became very salty and was no longer suitable for potato growing'. The establishment of a dairying industry was a progressive move forward for many farmers.

Schooling at Newtown began about 1845 and soon after settlement, with several wives of American Whalers, who were residing temporarily in the area, undertaking the education of the local children as well as their own, The place is now listed on the State Heritage Register acknowledging its historic significance and reflecting the heritage values of the community.

FARMING & FRESH PRODUCE

The countryside of Vasse has been a significant farming area since the first settlement. The first settlers harvested mainly potatoes and other fresh vegetables and were recognized as a fresh produce hub for the area of Busselton. After the construction of the Buayanup Drain the terrain lost its suitably for the harvest of potatoes and many farmers converted to dairy farming. Today Vasse defines itself as a point of contact between established farming traditions and the south west lifestyle. Modern farming in the areas is also increasing represented by high quality viticultural and wine making pursuits.

artefact creative
Public Art Solutions and Management

3. The Busselton to Flinders Bay Rail Trail (The Wadandi Track)

Key Words: *Transport, Rail, Timber and Produce, Rails to Trails Project*

https://en.wikipedia.org/wiki/Flinders_Bay_Branch_Railway

https://trailswa.com.au/trails/wadandi_track_margaret_river/print

The opening of the railway line between Busselton and Augusta in 1924 had a big impact on the lives of the local country people. It was to become an integral transport link for timber, produce and indeed the local populaton to move through the broader region between Busselton and Augusta.

The line from Busselton to Vasse was six miles long and continued on through the Vasse Siding, finishing at Flinders Bay Augusta. This important rail infrastructure opened up the area and became an important means of transport, until road infrastructure improved and became competitive. The railway opening assisted local industries to develop by providing the opportunity to allow local traders the means of exchanging goods with their counterparts in other neighbouring regions. The last train from Margaret River ran in 1957.

As of 2012 plans were partially implemented for a 'Rails to Trails' project, which passes through Vasse, as a means to identify and interpret the rail history of the area for the future.

Art opportunities exist drawing upon the rail narrative and what it meant to the regional populations as the area developed.

4. Contemporary "Down South" Lifestyle

Key Words: *Healthy Lifestyle, Wellness, Adventure, Exercise, Events, Fresh Produce, Wine and Wineries, Breweries, Unique Coastal and Beach Experiences*

https://www.australiassouthwest.com/

https://www.westernaustralia.com/en/places_to_see/south_west/pages/south_west.aspx

The South West is renowned for its relaxed holiday lifestyle, drawing tourists from around the world and nurturing a growing and highly engaged vibrant local community.

The outdoor experiences are unparalleled, including surfing, camping, fishing, boating, cycling and hiking trails. Increasingly the local and broader region is being showcased as an exercise and adventure event hub with the advent of mountain bike, marathon and triathelon events being held on a regular basis.

The quality of local fresh produce, boutique breweries and wineries and a diverse mix of local artisans all add to the unique appeal of this beautiful region.

Healthy Lifestyle

Promote the vision of Vasse as a central lifestyle hub with many and varied recreational facilities (as discussed above) aiming to a promote a healthy and sustainable lifestyle, closely integrated with the presence of the local Rail Trail Cycling Path and a diverse and spectacular surrounding natural environment incorporating world class surfing beaches.

World Class Wineries & Boutique Breweries

The South West regional area is well renowned for the production of world class wine and the presence of this vibrant industry is an important opportunity for public art. Travelling to the region to enjoy the locally produced wines and associated restaurants and hospitality venues is very popular and is a huge drawcard with Vasse ideally located to become the entry statement to the region. In more recent times there has been several boutique breweries established producing high quality craft beer which have also proven to be very popular drawcard to the region.

Beach to Countryside Experience

It's a short bike ride from Busselton to Vasse and the experience of a ride or hike between beach and countryside farms and ending up in the Township of Vasse is something enjoyable both for tourists and residents alike.

artefact creative
Public Art Solutions and Management

Scope Of Works

The artist will be responsible for the;

- Overall concept development,
- Design and Documentation (inc. Maintenance Manual) for Stakeholder and City of Busselton approval.
- Fabrication/creation of artwork
- Installation / Painting on site including Access requirements.
- Anti Graffiti Coating
- All OH&S and relevant insurance requirements.

The role of the artist is to design, budget, coordinate, and install a public artwork in line with the specifications in this brief and subsequent contract.

The artist is expected to work in collaboration with Artefact Creative, Vasse Development Partners, the relevant architects and designers during design development and installation.

Commissioning Process

This project will be chosen from a curated shortlist of Artist/s invited to submit Conceptual Submissions for this project.

All artists will be based in Western Australia.

Selection Process

- The selection panel will consist of representatives on behalf of the clients Vasse Development Partners, City of Busselton.
- All panel members understand they need to be aware of potential conflicts of interest and confidentiality issues that may arise from being part of the panel. Artefact Creative will be part of the panel and advise, but not vote on the outcome.
- The panel will assess and select an artist/s from the Conceptual Submissions received.
- The successful artist/s may be required to talk to a panel and present their concept that meets the requirements of the brief. The concept should be supported with diagrams, illustrations, renders or digital images where appropriate.

Proposed Schedule (subject to change)

Conceptual Submission Deadline:

TBA

Artist Selection (approx):

TBA

Design Documentation due:

TBA

Installation completion:

TBA

artefact creative
Public Art Solutions and Management

Project Management

Artefact Creative's Art Consultant Paul Parin is the Project Manager and is to be the first point of contact for this project.

The artist(s) will be contracted to the City Of Busselton

Budget

The total artwork budget is up to **$25,000.00** (inc. GST)

How to Apply

The artist will need to provide their Conceptual Submission by:

TBA

Please don't include internet links in documents, or other information not specified in the selection criteria as it won't be considered by the panel.

Please put images and text into ONE document and email to;

paul@arefactcreative.com.au

If you have any enquires in regards to any aspect of this Artist Brief and the broader project please contact

Paul Parin on 0417931339

or

paul@artefectcreative.com.au

for further information.

17.1 COUNCILLORS INFORMATION BULLETIN

STRATEGIC THEME	LEADERSHIP - A Council that connects with the community and is accountable in its decision making.
STRATEGIC PRIORITY	4.2 Deliver governance systems that facilitate open, ethical and transparent decision making.
SUBJECT INDEX	Councillors' Information Bulletin
BUSINESS UNIT	Executive Services
REPORTING OFFICER	Reporting Officers - Various
AUTHORISING OFFICER	Chief Executive Officer - Mike Archer
NATURE OF DECISION	Noting: The item is simply for information purposes and noting
VOTING REQUIREMENT	Simple Majority
ATTACHMENTS	Attachment A Letter from WALGA and Reconciliation WA

DISCLOSURE OF INTEREST	
Date	27 April 2022
Meeting	Ordinary Council
Name/Position	Cr Grant Henley, Mayor
Item No./Subject	Item No. 17.1 'COUNCILLORS INFORMATION BULLETIN'
Type of Interest	Impartiality Interest
Nature of Interest	My niece is a sponsorship recipient through the Minor Donations Program.

COUNCIL DECISION

C2204/089 Moved Councillor P Carter, seconded Councillor S Riccelli

That the items from the Councillors' Information Bulletin be noted:

17.1.1 Minor Donations Program – March 2022

17.1.2 Current Active Tenders

CARRIED 9/0

OFFICER RECOMMENDATION

That the items from the Councillors' Information Bulletin be noted:

17.1.1 Minor Donations Program – March 2022

17.1.2 Current Active Tenders

EXECUTIVE SUMMARY

This report provides an overview of a range of information that is considered appropriate to be formally presented to the Council for its receipt and noting. The information is provided in order to ensure that each Councillor, and the Council, is being kept fully informed, while also acknowledging that these are matters that will also be of interest to the community.

Any matter that is raised in this report as a result of incoming correspondence is to be dealt with as normal business correspondence, but is presented in this bulletin for the information of the Council and the community.

INFORMATION BULLETIN

17.1.1 Minor Donations Program – March 2022

The Council allocates an annual budget allowance to the Minor Donations Program. This is provided such that eligible groups and individuals can apply for and receive sponsorship to assist them in the pursuit of endeavors that bring direct benefit to the broader community.

Allocation of funds is delegated to the Chief Executive Officer, in accordance with the published guidelines and funding availability.

Five applications were approved in March 2022, totaling $1,500, as outlined below:

Recipient	**Purpose**	**Amount**
Busselton Amateur Basketball Association	Busselton Amateur Basketball Association arranged for the Senior Basketball Finals at the GLC in March to be livestreamed. This allowed the many people who could not attend because of covid restrictions to view the finals, promoted the sport of basketball which is rapidly growing in popularity, and showcased basketball in the City of Busselton to the wider population.	$500
Gail Kearney Memorial Busselton Hospice Charity Golf Day	The Gail Kearney Memorial Busselton Hospice Charity Golf Day was held on 25 March, this is the 19th year that this event has taken place, raising more than $580,000 for the Busselton Hospice.	$250
Busselton Old Time Dance Inc.	The Busselton Old Time Dance group are hosting the annual SW Dance Festival at the High St Hall on 1 April, which attracts participants from outside the region.	$250
Maddison Fenwick	Maddison has been selected by Hockey WA for the 2022 U18 State Team that will compete at the Australian Championships in Cairns, Queensland in April.	$500
Mia Anderson	Mia has been selected by Basketball WA for the 2022 Country Women's State Team that will compete at the U18 Australian Junior Championships in Ballarat, Victoria in April.	$500
Total		**$2,000**

17.1.2 Current Active Tenders

Note: Information in *italics* has previously been provided to Council, and is provided again for completeness.

EOI 01/21 SOUTH WEST REGIONAL WASTE MANAGEMENT SERVICES

- *Requirements – a waste management expert to provide solutions to participating local governments in the South West of WA for sustainable, long term management of municipal solid waste.*
- *An expression of interest on behalf of a number of South West regional local governments was advertised on 30 September 2021 and closed on 25 November 2021.*
- *12 submissions were received.*
- *An evaluation panel has reviewed the submissions and is finalising a report to the CEOs of the South West Regional local governments.*

RFT 24/21 BUSSELTON MARGARET RIVER AIRPORT – GENERAL AVIATION HANGARS

- *Requirements – a suitable Contractor to design and construct four general aviation hangar sheds at the Busselton Margaret River Airport.*
- *A request for tender was advertised on 22 December 2021 and closed on 25 January 2022.*
- *3 submissions were received.*
- *An evaluation panel is reviewing the submissions.*
- *The value of the contract falls within the CEO's delegated power for accepting tenders.*

RFT 01/22 CONCRETE CRUSHING SERVICES

- *Requirements – a suitable Contractor to crush the brick and concrete waste pile at Dunsborough Waste Facility to produce drainage aggregate.*
- *A request for tender was advertised on 12 March 2022,* closing on 20 April 2022.
- The number of submissions received will be included in the next tender update report.
- *The value of the contract is likely to fall within the CEO's delegated power for accepting tenders.*

RFT 02/22 EXTERNAL CLEANING CONTRACT

- Requirements – regular cleaning services to the City's ablution blocks and BBQs.
- A request for tender was advertised on 23 March 2022, closing on 21 April 2022.
- The number of submissions received will be included in the next tender update report.
- The value of the contract is likely to exceed the CEO's delegated power for accepting tenders.

RFT 03/22 WATER MAIN RELOCATION – DUNSBOROUGH

- Requirements – a suitable Contractor to relocate a water main (a Water Corporation asset) between Dunn Bay Road and Cyrillean Way, Dunsborough.
- A request for tender was advertised on 26 March 2022, closing on 21 April 2022.
- The number of submissions received will be included in the next tender update report.
- The value of the contract is likely to fall within the CEO's delegated power for accepting tenders.

RFT 04/22 DIGITAL BILLBOARD

- Requirements – a suitable supplier to design and construct a digital billboard on Bussell Hwy.
- A request for tender was advertised on 23 March 2022, closing on 27 April 2022.
- The number of submissions received will be included in the next tender update report.
- The value of the contract will fall within the CEO's delegated power for accepting tenders.

17.1.4 Letter from WALGA and Reconciliation WA – National Reconciliation Week Activation Program for Local Government

This letter informs the City of the activities happening and opportunities for the City to be involved in this year's National Reconciliation Week 27 May – 3 June 2022.

See Attachment A.

WALGA

ReconciliationWA

4 April 2022 **Our Ref: 05-032-03-0004VB**

Dear Chief Executive Officer

NATIONAL RECONCILIATION WEEK - ACTIVATION PROGRAM FOR LOCAL GOVERNMENT

This year's National Reconciliation Week (NRW) runs from 27 May to 3 June, with the theme ***Be Brave. Make Change***. In this spirit of this theme, WALGA is partnering with Reconciliation WA to provide a unique opportunity for WA Local Governments to get involved in the NRW program.

A State-wide **NRW Virtual Breakfast** is calling for one million Western Australians to join this exciting event, to be hosted at Boola Bardip (WA Museum) on 27 May. The virtual breakfast will broadcast live with the aim of engaging communities across the entire State. Participants will have the opportunity to participate in the virtual breakfast via video whilst hosting their own NRW Breakfast. The NRW Virtual Breakfast will include Welcome to Country from Elders around our State, cultural performances, a fly through collections in Boola Bardip, an address from Hon. Dr Tony Buti, Minister for Aboriginal Affairs, and powerful regional voices.

To complement the virtual breakfast, every Local Government will receive a free NRW Activation Box to assist them to design and activate COVID-safe breakfast events that suit their local community and circumstances. These will be delivered to your Local Government four weeks in advance of NRW to assist with your planning.

Local Government staff are encouraged to attend an online Sector Briefing session, co-hosted by WALGA and Reconciliation WA, at **2.00pm, Wednesday 13 April**. Participants will have an opportunity to hear from WALGA President Karen Chappel and Reconciliation WA CEO Jody Nunn and learn more about the NRW Activation program.

Please register for the online Sector Briefing here.

For further information please contact Vikki Barlow, Senior Policy Advisor Community, on vbarlow@walga.asn.au or 9213 2074.

Yours sincerely

Nick Sloan
WALGA CEO

Yours sincerely

Jody Nunn
Reconciliation WA CEO

13. PLANNING AND DEVELOPMENT SERVICES REPORT

Nil

14. ENGINEERING AND WORK SERVICES REPORT

Nil

15. COMMUNITY AND COMMERCIAL SERVICES REPORT

Nil

18. MOTIONS OF WHICH PREVIOUS NOTICE HAS BEEN GIVEN

Nil

19. URGENT BUSINESS

Nil

20. CONFIDENTIAL REPORTS

Nil

12. CLOSURE

The Presiding Member closed the meeting at 5:56pm.

THESE MINUTES CONSISTING OF PAGES 1 TO 165 WERE CONFIRMED AS A TRUE AND CORRECT RECORD ON WEDNESDAY, 11 MAY 2022.

DATE: 11/5/22 PRESIDING MEMBER: _____