



City of Busselton

Geographe Bay

COUNCIL AGENDA

Supplementary Items

29 July 2020

ALL INFORMATION AVAILABLE IN VARIOUS FORMATS ON REQUEST

city@busselton.wa.gov.au

CITY OF BUSSELTON

SUPPLEMENTARY ITEMS FOR THE COUNCIL MEETING TO BE HELD ON 29 JULY 2020

TABLE OF CONTENTS

ITEM NO.	SUBJECT	PAGE NO.
8.	CONFIRMATION AND RECEIPT OF MINUTES	132
	Committee Meetings.....	132
8.2	Minutes of the Finance Committee Meeting held 22 July 2020	132
12.	REPORTS OF COMMITTEE	133
12.1	Finance Committee - 22/07/2020 - LIST OF PAYMENTS MADE - MAY 2020	133
12.2	Finance Committee - 22/07/2020 - FINANCIAL ACTIVITY STATEMENTS - YEAR TO DATE AS AT 31 MAY 2020	144

8. CONFIRMATION AND RECEIPT OF MINUTES

Committee Meetings



8.2 Minutes of the Finance Committee Meeting held 22 July 2020

RECOMMENDATION

That the Minutes of the Finance Committee Meeting held 22 July 2020 be noted.

12. REPORTS OF COMMITTEE

12.1 Finance Committee - 22/07/2020 - LIST OF PAYMENTS MADE - MAY 2020

STRATEGIC GOAL	6. LEADERSHIP Visionary, collaborative, accountable
STRATEGIC OBJECTIVE	6.1 Governance systems, process and practices are responsible, ethical and transparent.
SUBJECT INDEX	Financial Operations
BUSINESS UNIT	Financial Services
REPORTING OFFICER	Manager Financial Services - Paul Sheridan
AUTHORISING OFFICER	Director Finance and Corporate Services - Tony Nottle
NATURE OF DECISION	Noting: the item does not require a decision of Council and is simply for information purposes and noting
VOTING REQUIREMENT	Simple Majority
ATTACHMENTS	Attachment A List of Payments May 2020  

This item was considered by the Finance Committee at its meeting on 22 July 2020, the recommendations from which have been included in this report.

COMMITTEE RECOMMENDATION AND OFFICER RECOMMENDATION

That the Council notes payment of voucher numbers M118050 – M118093, EF071672 – EF072197, T007512 – T007516, DD004120 – DD004138 together totalling \$8,039,827.05

EXECUTIVE SUMMARY

This report provides details of payments made from the City's bank accounts for the month of May 2020, for noting by the Council and recording in the Council Minutes.

BACKGROUND

The *Local Government (Financial Management) Regulations 1996* (the Regulations) requires that when the Council has delegated authority to the Chief Executive Officer to make payments from the City's bank accounts, that a list of payments made is prepared each month for presentation to, and noting by, the Council.

OFFICER COMMENT

In accordance with regular custom, the list of payments made for the month of May 2020 is presented for information.

Statutory Environment

Section 6.10 of the *Local Government Act 1995* and more specifically Regulation 13 of the Regulations refer to the requirement for a listing of payments made each month to be presented to the Council.

Relevant Plans and Policies

There are no relevant plans or policies to consider in relation to this matter.

Financial Implications

There are no financial implications associated with the officer recommendation.

Stakeholder Consultation

No external stakeholder consultation was required or undertaken in relation to this matter.

Risk Assessment

An assessment of the potential implications of implementing the officer recommendation has been undertaken using the City's risk management framework, with risks assessed taking into account any controls already in place. No risks of a medium or greater level have been identified.

Options

Not applicable.

CONCLUSION

The list of payments made for the month of May 2020 is presented for information.

TIMELINE FOR IMPLEMENTATION OF OFFICER RECOMMENDATION

Not applicable.



LISTING OF PAYMENTS MADE
UNDER DELEGATED AUTHORITY
FOR THE MONTH OF MAY 2020

MUNICIPAL ACCOUNT	CHEQUE # 118050 - 118093	\$273,991.03
ELECTRONIC TRANSFER PAYMENTS	EF071672 - EF072197	\$6,195,195.01
TRUST ACCOUNT	TRUST ACCOUNT # 7512 - 7516	\$20,159.77
INTERNAL PAYMENT VOUCHERS	DD04120 - DD4138	\$1,550,481.24
		\$ 8,039,827.05

CHEQUE PAYMENTS MAY 2020				
DATE	REF #	NAME	DESCRIPTION	AMOUNT
27/05/2020	118084	ARTGEO PETTY CASH	PETTY CASH REIMBURSEMENT	\$84.50
15/05/2020	118067	BUSSELTON FOOTBALL & SPORTSMAN CLUB	ELECTRICITY REIMBURSEMENT	\$240.25
13/05/2020	118061	BUSSELTON PUBLIC LIBRARY - PETTY CASH	PETTY CASH REIMBURSEMENT	\$225.04
7/05/2020	118055	BUSSELTON WATER CORPORATION	WATER SERVICES	\$2,457.00
15/05/2020	118066	BUSSELTON WATER CORPORATION	WATER SERVICES	\$671.01
21/05/2020	118073	BUSSELTON WATER CORPORATION	WATER SERVICES	\$35,398.11
7/05/2020	118053	CALLOWS CORNER NEWS	STAFF LOTTERY	\$296.00
21/05/2020	118071	CALLOWS CORNER NEWS	STAFF LOTTERY	\$296.00
7/05/2020	118056	CALLOWS CORNER NEWSAGENCY	STAFF SOCIAL CLUB - LOTTO	\$83.00
27/05/2020	118087	CHIP YELVERTON	REFUND HOLIDAY HOME APPLICATION	\$150.00
7/05/2020	118052	CITY OF BUSSELTON	PAYROLL DEDUCTIONS REALLOCATION	\$4,972.89
21/05/2020	118070	CITY OF BUSSELTON	PAYROLL DEDUCTIONS REALLOCATION	\$5,072.89
13/05/2020	118059	CITY OF BUSSELTON - PETTY CASH	PETTY CASH REIMBURSEMENT	\$499.40
13/05/2020	118060	DEPARTMENT OF TRANSPORT	PLANT REGISTRATION	\$327.00
19/05/2020	118068	DEPARTMENT OF TRANSPORT	PLANT REGISTRATION	\$327.00
27/05/2020	118078	DEPARTMENT OF TRANSPORT	PLANT REGISTRATION	\$654.00
27/05/2020	118080	DEPARTMENT OF TRANSPORT	PLANT REGISTRATION	\$229.15
21/05/2020	118075	FRED ROSE EXCAVATOR HIRE	EARTHMOVING - WASTE FACILITY & ROADWORKS	\$32,802.00
27/05/2020	118081	HILTON YELVERTON	REFUND HOLIDAY HOME APPLICATION	\$150.00
13/05/2020	118063	J Moore & C Johnson	CROSSOVER SUBSIDY PAYMENT	\$289.90
26/05/2020	118079	JAN BATT	REFUND PAYMENTS - SUNDRY	\$50.00
19/05/2020	118076	JOEL DAY	REFUND DOG REGISTRATION	\$150.00
19/05/2020	118069	LANDGATE CUSTOMER ACCOUNT	LAND INFORMATION AND TITLE SEARCHES	\$174.70
27/05/2020	118085	LYNETTE MURFIT	REFUND OF RATE OVERPAYMENT	\$750.00
12/05/2020	118062	OFFICE OF STATE REVENUE	REFUND OF RATE OVERPAYMENT	\$130.98
7/05/2020	118050	PAYMENT CANCELLED	PAYMENT CANCELLED	\$0.00
7/05/2020	118051	PAYMENT CANCELLED	PAYMENT CANCELLED	\$0.00
15/05/2020	118064	PAYMENT CANCELLED	PAYMENT CANCELLED	\$0.00
15/05/2020	118065	PAYMENT CANCELLED	PAYMENT CANCELLED	\$0.00
27/05/2020	118086	PAYMENT CANCELLED	PAYMENT CANCELLED	\$0.00
27/05/2020	118089	PAYMENT CANCELLED	PAYMENT CANCELLED	\$0.00
27/05/2020	118090	PAYMENT CANCELLED	PAYMENT CANCELLED	\$0.00
27/05/2020	118091	PAYMENT CANCELLED	PAYMENT CANCELLED	\$0.00
27/05/2020	118083	REBECCA MILLER	REFUND HOLIDAY HOME APPLICATION	\$18.00
27/05/2020	118082	ROBERT MURAT	REFUND HOLIDAY HOME APPLICATION	\$374.00
7/05/2020	118054	SYNERGY	ELECTRICITY SUPPLIES	\$84,292.38
27/05/2020	118088	SYNERGY	ELECTRICITY SUPPLIES	\$37,971.51
7/05/2020	118058	TELSTRA (NETWORK INTEGRITY)	MAJOR PROJECT WORKS	\$26,782.53
7/05/2020	118057	TELSTRA CORPORATION	COMMUNICATION SERVICES	\$22,100.36
27/05/2020	118092	TELSTRA CORPORATION	COMMUNICATION SERVICES	\$9,661.82
21/05/2020	118074	THE AUSTRALIAN TAXATION OFFICE	TAXATION PAYMENTS	\$4,990.19
22/05/2020	118077	TREVOR BOYD	BTTP REFUND	\$522.00
21/05/2020	118072	WA STRATA MANAGEMENT	STRATA LEVY FEES & WATER CONSUMPTION	\$481.75
27/05/2020	118093	WATER CORPORATION	WATER SERVICES	\$315.67
				\$273,991.03

EFT PAYMENTS MAY 2020				
DATE	REF #	NAME	DESCRIPTION	AMOUNT
15/05/2020	71812	3E CONSULTING ENGINEERS PTY LTD	CONSULTANCY SERVICES	\$1,320.00
7/05/2020	71753	ABC HYGIENE RESTORATION	HYGIENE AND RESTORATION SERVICES	\$220.00
22/05/2020	72068	AC & SD WOOD	BTTP REFUND	\$312.00
7/05/2020	71759	AC FORSTER & SON	PLUMBING SERVICES	\$1,396.25
28/05/2020	72093	ACT INDUSTRIAL PTY LTD	STEEL BINS	\$4,405.50
21/05/2020	72024	ACTIV FOUNDATION INC	MAINTENANCE SERVICES	\$33,197.73
28/05/2020	72088	ACURIX NETWORKS	INTERNET WIFI ACCESS	\$2,464.00
28/05/2020	72125	ADAM DAVEY	TURF CONSULTANT	\$616.00
8/05/2020	71806	ADAM JOHN SOULOS ATF ADAM J SOULOS FAMILY	CONCRETE SUPPLIES	\$71,563.80
15/05/2020	71837	ADAM JOHN SOULOS ATF ADAM J SOULOS FAMILY	CONCRETE SUPPLIES	\$35,440.00
28/05/2020	72120	ADAM JOHN SOULOS ATF ADAM J SOULOS FAMILY	CONCRETE SUPPLIES	\$1,628.00

DATE	REF #	NAME	DESCRIPTION	AMOUNT
21/05/2020	71975	ADVAM PTY LTD	AIRPORT CARPARK CREDIT CARD TRANSACTIONS	\$610.72
7/05/2020	71722	ADVANCED DRIVEWAY SEALING	MAINTENANCE SERVICES	\$577.50
21/05/2020	71964	ADVANCED DRIVEWAY SEALING	MAINTENANCE SERVICES	\$5,511.00
28/05/2020	72117	ADVANCED DRIVEWAY SEALING	MAINTENANCE SERVICES	\$17,160.00
15/05/2020	71846	ADVANCED HEARING WA PTY LTD	HEARING ASSESSMENT	\$105.00
15/05/2020	71845	AFGR1 EQUIPMENT	MACHINERY EQUIPMENT PARTS AND SERVICE	\$66.95
22/05/2020	72073	ALEX BERTRAM	BJTP REFUND	\$101.00
7/05/2020	71714	ALINTA SALES PTY LTD	GAS USAGE	\$140.90
15/05/2020	71825	ALINTA SALES PTY LTD	ELECTRICITY	\$114.05
21/05/2020	71950	ALINTA SALES PTY LTD	ELECTRICITY	\$106.95
21/05/2020	72051	ALLOY & STAINLESS PRODUCTS	PLANT PURCHASES / SERVICES / PARTS	\$775.50
28/05/2020	72143	ALTUS GROUP CONSULTING PTY LTD	COST MANAGEMENT SERVICES	\$715.00
28/05/2020	72178	AMITY SIGNS	SIGNAGE SERVICES	\$35.20
21/05/2020	71953	ANDREW PLEDGER	FRIDGE DE GASSING	\$1,628.00
22/05/2020	72070	ANGELA HOVEY	BJTP REFUND	\$296.00
7/05/2020	71688	ARBOR GUY	TREE MAINTENANCE SERVICES	\$6,171.70
15/05/2020	71811	ARBOR GUY	TREE MAINTENANCE SERVICES	\$25,204.30
21/05/2020	71927	ARBOR GUY	TREE MAINTENANCE SERVICES	\$12,344.29
28/05/2020	72085	ARBOR GUY	TREE MAINTENANCE SERVICES	\$2,230.47
21/05/2020	72055	ASCENT ENGINEERING PTY LTD	ENGINEERING SERVICES	\$12,083.50
28/05/2020	72141	ATLAS LINEN SERVICES	RENTAL LINEN	\$167.20
7/05/2020	71678	ATO EFT DEPOSITS TRUST A/C	PAYG TAXATION	\$232,429.00
21/05/2020	71914	ATO EFT DEPOSITS TRUST A/C	PAYG TAXATION	\$226,964.00
15/05/2020	71877	AUSTRALIA POST	POSTAL SERVICE	\$1,081.09
7/05/2020	71738	AUSTRALIAN COMMUNITY MEDIA	ADVERTISING SERVICES	\$109.76
15/05/2020	71843	AUSTRALIAN COMMUNITY MEDIA	ADVERTISING SERVICES	\$6,191.02
7/05/2020	71679	AUSTRALIAN SERVICES UNION	UNION FEES	\$25.90
21/05/2020	71915	AUSTRALIAN SERVICES UNION	UNION FEES	\$25.90
15/05/2020	71861	AUSTRALIAN SKATEBOARDING FEDERATION	SKATEBOARDING COMPETITION	\$11,000.00
21/05/2020	72042	AUTO ONE	PLANT PURCHASES / SERVICES / PARTS	\$4,623.63
28/05/2020	72190	AUTO ONE	PLANT PURCHASES / SERVICES / PARTS	\$123.00
28/05/2020	72137	AV TRUCK SERVICES PTY LTD	VEHICLE PARTS & MAINTENANCE	\$1,179.25
7/05/2020	71751	AVIATION ID AUSTRALIA PTY LTD	SUPPLY AVIATION ASIC CARDS	\$257.00
28/05/2020	72132	AXIS CONTRACTING PTY LTD	CONCRETE FOOTPATH AND ASSOCIATED WORKS	\$10,400.50
7/05/2020	71696	AZILITY	IT SOFTWARE	\$988.90
21/05/2020	72029	B&B STREET SWEEPING	STREET SWEEPING SERVICE	\$9,592.38
22/05/2020	72066	B&C STARMER	BJTP REFUND	\$100.00
15/05/2020	71841	BAREFOOT BOOKS	LIBRARY RESOURCES	\$312.65
28/05/2020	72107	BARRY ALLEN ELECTRICAL SERVICES PTY LTD	ELECTRICAL SERVICES	\$6,875.00
28/05/2020	72083	BATTERY ALL TYPES	BATTERY SUPPLIES	\$205.00
7/05/2020	71711	BATTERY WORLD BUNBURY	BATTERIES	\$717.20
7/05/2020	71770	BAY SIGNS	SIGNAGE SERVICES	\$1,205.00
15/05/2020	71880	BAY SIGNS	SIGNAGE SERVICES	\$7,720.00
21/05/2020	72023	BAY SIGNS	SIGNAGE SERVICES	\$55.00
28/05/2020	72172	BAY SIGNS	SIGNAGE SERVICES	\$284.20
7/05/2020	71699	BCP CIVIL & PLANT	EXCAVATOR & PLANT HIRE - VARIOUS WORKS	\$756.25
21/05/2020	71940	BCP CIVIL & PLANT	EXCAVATOR & PLANT HIRE - VARIOUS WORKS	\$14,327.50
28/05/2020	72097	BCP CIVIL & PLANT	EXCAVATOR & PLANT HIRE - VARIOUS WORKS	\$9,064.00
5/05/2020	71672	BCP CONTRACTORS PTY LTD	EARTHWORKS	\$189,466.65
28/05/2020	72138	BCS AIRPORT SYSTEMS PTY LTD	BAGGAGE HANDLING SYSTEMS	\$244,002.44
15/05/2020	71847	BE INGRAM	CARPENTRY SERVICES	\$2,625.00
21/05/2020	72060	BEACHLANDS LAWNMOWING SERVICE	LAWN MOWING SERVICE	\$260.00
21/05/2020	72054	BEACHSIDE BUILDING & MAINTENANCE	MAINTENANCE SERVICES	\$2,943.00
7/05/2020	71725	BELLROCK CLEANING SERVICES PTY LTD	CLEANING SERVICES	\$22,241.42
8/05/2020	71800	BELLROCK CLEANING SERVICES PTY LTD	CLEANING SERVICES	\$1,980.00
28/05/2020	72118	BELLROCK CLEANING SERVICES PTY LTD	CLEANING SERVICES	\$12,065.65
28/05/2020	72183	BENARA NURSERIES	NURSERY SUPPLIES	\$321.20
21/05/2020	71985	BETTER IMPACT PTY LTD	VOLUNTEER MANAGEMENT SOFTWARE	\$151.00
28/05/2020	72109	BIG BEN BUILDERS PTY LTD	DESIGN AND CONSTRUCTION SERVICES	\$1,970.10
21/05/2020	71930	BIN BOMB PTY LTD	BIN DEODORISER SUPPLIER	\$1,648.90
28/05/2020	72127	BNBGUARD PTY LTD	SHORT-TERM HOLIDAY RENTAL MONITORING	\$4,922.50
7/05/2020	71756	BOC LIMITED	GAS SERVICES	\$98.34
15/05/2020	71863	BOC LIMITED	GAS SERVICES	\$1,721.01
28/05/2020	72155	BOC LIMITED	GAS SERVICES	\$779.46
15/05/2020	71836	BRAD BROOKSBY	TRAFFIC CONSULTING	\$1,012.00
28/05/2020	72148	BRIGHT COMMUNICATIONS	PR AND COMMUNICATIONS SERVICES	\$2,750.00
7/05/2020	71793	BROADWATER BRICK PAVING	PAVING SERVICES	\$2,385.00
7/05/2020	71697	BROADWATER FENCING	MAINTENANCE SERVICES	\$3,388.00
7/05/2020	71728	BRUCE MACKIE PROPRIETARY T/A LINE-X BUNBURY	PROTECTIVE COATINGS FOR EQUIPMENT	\$6,937.37
29/05/2020	72072	BRYAN MILLER	PAYMENT CANCELLED	\$0.00
21/05/2020	72032	BSEWA	ELECTRICAL SERVICES	\$187.00
28/05/2020	72181	BSEWA	ELECTRICAL SERVICES	\$6,092.86
15/05/2020	71842	BUNBAVIT PTY LTD	COMPUTER SUPPLIES	\$2,137.00
21/05/2020	71970	BUNBURY HARVEY REGIONAL COUNCIL	WASTE DISPOSAL	\$241.50
7/05/2020	71776	BUNNINGS BUILDING SUPPLIES	HARDWARE SUPPLIES	\$2,861.36
15/05/2020	71886	BUNNINGS BUILDING SUPPLIES	HARDWARE SUPPLIES	\$1,733.28

DATE	REF #	NAME	DESCRIPTION	AMOUNT
21/05/2020	72034	BUNNINGS BUILDING SUPPLIES	HARDWARE SUPPLIES	\$3,271.32
28/05/2020	72182	BUNNINGS BUILDING SUPPLIES	HARDWARE SUPPLIES	\$807.22
7/05/2020	71788	BURKEAIR PTY LTD	AIR CONDITIONING SERVICES	\$1,357.51
15/05/2020	71898	BURKEAIR PTY LTD	AIR CONDITIONING SERVICES	\$4,104.76
21/05/2020	72046	BURKEAIR PTY LTD	AIR CONDITIONING SERVICES	\$286.00
7/05/2020	71715	BUSSELTON AGRICULTURAL SERVICES (WA) PTY	RURAL SUPPLIES	\$320.00
15/05/2020	71828	BUSSELTON AGRICULTURAL SERVICES (WA) PTY	RURAL SUPPLIES	\$1,120.00
21/05/2020	71955	BUSSELTON AGRICULTURAL SERVICES (WA) PTY	RURAL SUPPLIES	\$240.00
28/05/2020	72108	BUSSELTON AUTO ELECTRICS	AUTO ELECTRICAL SERVICES	\$582.80
28/05/2020	72089	BUSSELTON BEARING SERVICES	BEARING SUPPLIES	\$1,481.82
7/05/2020	71783	BUSSELTON HOCKEY STADIUM CLUB INC	COMMUNITY BIDS	\$64,900.00
28/05/2020	72080	BUSSELTON HYDRAULIC SERVICES INC	HYDRAULIC SERVICES	\$1,230.00
28/05/2020	72166	BUSSELTON MOTORS	VEHICLE PURCHASES / SERVICES / PARTS	\$20.85
21/05/2020	71998	BUSSELTON NEW & SECONDHAND FURNITURE WAR	FURNITURE SUPPLY	\$1,000.00
7/05/2020	71771	BUSSELTON PEST & WEED CONTROL	PEST CONTROL SERVICES	\$532.40
21/05/2020	72025	BUSSELTON PEST & WEED CONTROL	PEST CONTROL SERVICES	\$2,714.41
28/05/2020	72162	BUSSELTON RETRAVISION - DORSETT RETAIL P	ELECTRICAL SERVICES	\$1,085.00
28/05/2020	72115	BUSSELTON REWINDS	PLANT PURCHASES/SERVICES / PARTS	\$288.75
15/05/2020	71823	BUSSELTON STOCKFEEDS & PET SUPPLIES	ANIMAL SUPPLIES	\$41.00
15/05/2020	71882	BUSSELTON TENNIS CLUB	TENNIS CLUB RELOCATION	\$4,000.00
7/05/2020	71754	BUSSELTON TOYOTA	VEHICLE PURCHASES / SERVICES / PARTS	\$481.45
21/05/2020	72002	BUSSELTON TOYOTA	VEHICLE PURCHASES / SERVICES / PARTS	\$321.85
28/05/2020	72154	BUSSELTON TOYOTA	VEHICLE PURCHASES / SERVICES / PARTS	\$363.05
21/05/2020	72020	BUSSELTON UPHOLSTERERS	UPHOLSTERY SERVICES	\$33.00
7/05/2020	71729	CAMPBELLS	GLC KIOSK PURCHASES	\$59.98
15/05/2020	71905	CAPE DRYCLEANERS	LINEN CLEANING SERVICES	\$46.90
21/05/2020	71956	CAPE SHADES	SHADE SAILS	\$5,500.00
28/05/2020	72187	CAPE TO CAPE EXCAVATIONS	EARTHMOVING SERVICES	\$60,445.28
21/05/2020	72052	CAPITAL FINANCE AUSTRALIA LTD	LEASING PAYMENTS	\$26,412.79
28/05/2020	72173	CAROL ANDERSON	STAFF REIMBURSEMENT	\$157.68
15/05/2020	71829	CATALYSE PTY LTD	COMMUNITY SURVEY SERVICES	\$10,450.00
15/05/2020	71866	CHADSON ENGINEERING	ENGINEERING SERVICES	\$207.35
15/05/2020	71889	CHUBB FIRE SAFETY	FIRE EQUIPMENT SERVICES	\$297.00
21/05/2020	71997	CIRCUITWEST INC	WA PRESENTERS ASSOCIATION	\$660.00
15/05/2020	71900	CITY AND REGIONAL FUELS	FUEL SERVICES	\$2,085.99
7/05/2020	71677	CITY OF BUSSELTON CHRISTMAS CLUB	PAYROLL DEDUCTIONS	\$4,002.18
21/05/2020	71913	CITY OF BUSSELTON CHRISTMAS CLUB	PAYROLL DEDUCTIONS	\$3,982.18
7/05/2020	71682	CITY OF BUSSELTON-SOCIAL CLUB	SOCIAL CLUB REIMBURSEMENT	\$216.00
21/05/2020	71918	CITY OF BUSSELTON-SOCIAL CLUB	SOCIAL CLUB REIMBURSEMENT	\$214.00
15/05/2020	71826	CIVITEST PTY LTD ;;;SCOTTISH PACIFIC	SOIL COMPACTION TEST	\$3,696.77
21/05/2020	71952	CIVITEST PTY LTD ;;;SCOTTISH PACIFIC	SOIL COMPACTION TEST	\$4,229.07
7/05/2020	71757	CJD EQUIPMENT PTY LTD	PLANT PURCHASES / SERVICES / PARTS	\$934.70
15/05/2020	71864	CJD EQUIPMENT PTY LTD	PLANT PURCHASES / SERVICES / PARTS	\$1,652.99
7/05/2020	71784	CLEANAWAY	WASTE MANAGEMENT SERVICES	\$340.45
15/05/2020	71894	CLEANAWAY	WASTE MANAGEMENT SERVICES	\$92,786.06
21/05/2020	72038	CLEANAWAY	WASTE MANAGEMENT SERVICES	\$14,341.69
28/05/2020	72188	CLEANAWAY	WASTE MANAGEMENT SERVICES	\$70.73
21/05/2020	72013	CLEANAWAY OPERATIONS PTY LTD	MAINTENANCE PARTS WASHER	\$965.80
21/05/2020	71958	CLEANAWAY SOLID WASTE PTY LTD	WASTE DISPOSAL SERVICES	\$15,829.03
21/05/2020	71924	CLEVERPATCH	VACATION CARE SUPPLIES	\$530.40
28/05/2020	72130	CLINTON LONG PROJECT MANAGEMENT PTY LTD	HERITAGE RESTORATION SPECIALIST	\$103,229.23
7/05/2020	71702	COLES.COM.AU	COUNCIL & STAFF REFRESHMENTS	\$179.60
15/05/2020	71821	COLES.COM.AU	COUNCIL & STAFF REFRESHMENTS	\$895.85
21/05/2020	71943	COLES.COM.AU	COUNCIL & STAFF REFRESHMENTS	\$521.20
28/05/2020	72149	COLIN HAND	ANIMAL STERILISATION REFUND	\$150.00
7/05/2020	71726	COMMON GROUND TRAILS	TRAIL BUILDERS	\$4,108.50
8/05/2020	71803	CORRIB SILVER BAY DEVELOPMENTS PTY LTD	RATE REFUND	\$13,060.00
7/05/2020	71762	COVENTRY GROUP LTD	MAINTENANCE SUPPLIES	\$39.67
21/05/2020	72011	COVENTRY GROUP LTD	MAINTENANCE SUPPLIES	\$892.39
7/05/2020	71742	CR. J BARRETT-LENNARD	COUNCILLOR PAYMENT	\$2,738.53
7/05/2020	71741	CR. SUSAN RICCELLI	COUNCILLOR PAYMENT	\$2,738.53
7/05/2020	71693	CRANEFORD PLUMBING PTY LTD	PLUMBING SERVICES	\$13,239.30
15/05/2020	71816	CRANEFORD PLUMBING PTY LTD	PLUMBING SERVICES	\$2,078.42
21/05/2020	71931	CRANEFORD PLUMBING PTY LTD	PLUMBING SERVICES	\$1,856.76
7/05/2020	71777	CRAVEN FOODS	GLC KIOSK PURCHASES	\$143.92
7/05/2020	71787	CROSS SECURITY SERVICES	SECURITY SERVICES	\$736.12
7/05/2020	71732	CS LEGAL - CLOISTERS SQUARE	LEGAL RECOVERY ON RATING DEBTS	\$263.35
21/05/2020	71981	CS LEGAL - CLOISTERS SQUARE	LEGAL RECOVERY ON RATING DEBTS	\$932.60
7/05/2020	71681	CSA OFFICIAL RECEIPTS ACCOUNT	SALARY DEDUCTIONS	\$830.92
21/05/2020	71917	CSA OFFICIAL RECEIPTS ACCOUNT	SALARY DEDUCTIONS	\$1,105.52
15/05/2020	71909	CURLY'S REMOVALS	FURNITURE TRANSPORT	\$280.00
21/05/2020	71999	D AGOSTINO + LUFF PTY LTD	ARCHITECTURAL SERVICES	\$618.75
28/05/2020	72098	D. MCKENZIE T/A LITORIA ECOSERVICES	CONSULTANCY SERVICES	\$869.00
22/05/2020	72067	DANA MAHER	BTJP REFUND	\$292.00
7/05/2020	71779	DAVID MILDWATERS ELECTRICAL	MAINTENANCE SERVICES	\$4,196.23
7/05/2020	71772	DAYMASTER PTY LTD	BUILDING PRODUCT SUPPLIER	\$496.90

DATE	REF #	NAME	DESCRIPTION	AMOUNT
15/05/2020	71884	DAYMASTER PTY LTD	BUILDING PRODUCT SUPPLIER	\$853.87
21/05/2020	72027	DAYMASTER PTY LTD	BUILDING PRODUCT SUPPLIER	\$5,680.23
28/05/2020	72175	DAYMASTER PTY LTD	BUILDING PRODUCT SUPPLIER	\$2,870.90
21/05/2020	71951	DENADA SURVEYS PTY LTD	SURVEYING SERVICES	\$264.00
28/05/2020	72110	DENADA SURVEYS PTY LTD	SURVEYING SERVICES	\$3,850.00
28/05/2020	72179	DEPARTMENT OF FIRE AND EMERGENCY SERVICE	FIRE AND EMERGENCY SERVICES	\$249,943.02
21/05/2020	71936	DEPARTMENT OF HUMAN SERVICES	CHARGES FOR CENTREPAY FACILITY	\$137.61
28/05/2020	72101	DEPARTMENT OF TRANSPORT	WATERWAYS MANAGEMENT	\$382,011.30
21/05/2020	71949	DEPT. OF AGRICULTURE, WATER AND THE ENVIRONM	ENVIRONMENTAL REFERRAL	\$2,690.00
21/05/2020	71996	DEVLYN CONSTRUCTIONS PTY LTD	CONSTRUCTION SERVICES	\$90,326.63
15/05/2020	71827	DOUTH CONTRACTING	PROPERTY & GARDEN MAINTENANCE	\$510.00
28/05/2020	72111	DOUTH CONTRACTING	PROPERTY & GARDEN MAINTENANCE	\$1,128.05
15/05/2020	71904	DUNSBOROUGH BAY YACHT CLUB	KIDSPORT VOUCHERS	\$3,000.00
7/05/2020	71766	DUNSBOROUGH BOBCAT SERVICE	EARTHMOVING - BOBCAT HIRE	\$2,090.00
21/05/2020	72015	DUNSBOROUGH BOBCAT SERVICE	EARTHMOVING - BOBCAT HIRE	\$4,400.00
28/05/2020	72167	DUNSBOROUGH BOBCAT SERVICE	EARTHMOVING - BOBCAT HIRE	\$3,630.00
28/05/2020	72081	DUNSBOROUGH CRICKET CLUB	CONTRACTOR	\$400.00
28/05/2020	72095	DYMOCKS BUSSELTON	LIBRARY RESOURCES	\$268.44
7/05/2020	71746	E & P CRONIN	COUNCILLOR PAYMENTS	\$2,738.53
28/05/2020	72128	EARTH 2 OCEAN COMMUNICATIONS	COMMUNICATION SERVICES - RADIO REPAIRS	\$464.20
21/05/2020	71983	EARTH AND STONE WA	FOOTPATHS AND ROAD MAINTENANCE	\$47,638.80
21/05/2020	71944	EF DAY & SN WILLIAMS	MAINTENANCE SERVICES	\$5,150.00
28/05/2020	72121	EIS CONTROL PTY LTD	ELECTRICAL SERVICES	\$140.25
7/05/2020	71743	EJ & KM COX	COUNCILLOR PAYMENTS	\$2,738.53
28/05/2020	72161	ELECTRICITY NETWORKS CORPORATION	ELECTRICAL SERVICES	\$4,592.00
21/05/2020	72035	ELLENBY TREE FARM PTY LTD	NURSERY SUPPLIES	\$462.00
21/05/2020	71920	ELLIOTS IRRIGATION PTY LTD	IRRIGATION SERVICES	\$1,722.60
8/05/2020	71799	EMERG SOLUTIONS PTY LTD	BROADCAST ALERT APP	\$4,890.00
7/05/2020	71691	ENVIRONEX INTERNATIONAL PTY LTD	POOL CHEMICALS FOR GLC	\$976.12
15/05/2020	71808	ENVISIONWARE PTY LTD	LIBRARY RESOURCES	\$340.69
21/05/2020	71932	ERG ELECTRICS PTY LTD	ELECTRICAL COMMUNICATION SERVICES	\$2,310.00
7/05/2020	71708	EVERLON BRONZE	BRONZE MEMORIAL PLAQUES	\$430.10
28/05/2020	72123	FASSOM PTY LTD	STATIONERY AND OFFICE SUPPLIES	\$18.95
21/05/2020	72003	FENNESSY'S	VEHICLE PURCHASES / SERVICES / PARTS	\$410.42
28/05/2020	72131	FINAL TOUCH AUSTRALIA	CEMETERY MEMORIAL PRODUCTS	\$168.38
21/05/2020	71992	FORKWEST	FORKLIFT HIRE AND REPAIRS	\$877.80
28/05/2020	72096	FOUNDER ENTERPRISES PTY LTD T/AS FORTUS	EARTHMOVING PARTS	\$1,628.26
15/05/2020	71851	FUNKTION AUSTRALIA PTY LTD	PORTABLE PRINTERS	\$836.00
7/05/2020	71752	FUTURE FOOD-RETAIL FOOD PLANNERS PTY LTD	FOOD AND HOSPITALITY CONSULTANCY	\$12,985.50
15/05/2020	71855	FUTURE FOOD-RETAIL FOOD PLANNERS PTY LTD	FOOD AND HOSPITALITY CONSULTANCY	\$13,706.00
15/05/2020	71858	FUTUREWOOD PTY LTD	CONSTRUCTION SUPPLIES	\$2,167.66
15/05/2020	71831	FYFE PTY LTD	CONTAMINATED LAND AUDITOR SERVICES	\$5,901.50
15/05/2020	71833	GEOBOX PTY LTD	VEHICLE CAMERAS	\$264.00
21/05/2020	71962	GEOBOX PTY LTD	VEHICLE CAMERAS	\$1,168.20
21/05/2020	71957	GEOGRAPHE COMMUNITY LANDCARE NURSERY	NURSERY SUPPLIES	\$6,056.00
7/05/2020	71716	GEOGRAPHE EXCAVATION AND UNDERGROUND POW	DIRECTIONAL DRILLING	\$7,876.00
21/05/2020	72012	GEOGRAPHE PETROLEUM	FUEL SERVICES	\$14,667.15
7/05/2020	71789	GEOGRAPHE SAWS AND MOWERS	PLANT PURCHASES / SERVICES / PARTS	\$987.85
21/05/2020	72049	GEOGRAPHE SAWS AND MOWERS	PLANT PURCHASES / SERVICES / PARTS	\$1,182.75
28/05/2020	72192	GEOGRAPHE SAWS AND MOWERS	PLANT PURCHASES / SERVICES / PARTS	\$308.00
7/05/2020	71760	GEOGRAPHE TIMBER & HARDWARE	HARDWARE SUPPLIES	\$1,809.70
7/05/2020	71740	GEOSPREAD	GREEN WASTE MULCHING	\$26,301.00
7/05/2020	71755	GILS MOWING	MAINTENANCE SERVICES	\$2,940.00
7/05/2020	71712	GLOBAL SYNTHETICS PTY LTD	GEOTEXTILES AND GABIONS	\$4,900.50
7/05/2020	71674	GR & LC CHRISTIAN	RENTAL LEASE AGREEMENT	\$1,240.00
21/05/2020	71910	GR & LC CHRISTIAN	RENTAL LEASE AGREEMENT	\$1,240.00
15/05/2020	71817	GRACE RECORDS MANAGEMENT (AUSTRALIA) PTY	STORAGE SERVICES	\$259.72
7/05/2020	71685	GRANT HENLEY	COUNCILLOR PAYMENT	\$10,280.09
28/05/2020	72194	GUMPTION PTY LTD	ADVERTISING SERVICES	\$762.00
8/05/2020	71804	HAIDEE FISHER	FACE PAINTING	\$170.00
15/05/2020	71871	HANSON CONSTRUCTION MATERIALS PTY LTD	CONCRETE SERVICES	\$12,145.98
21/05/2020	72010	HANSON CONSTRUCTION MATERIALS PTY LTD	CONCRETE SERVICES	\$10,061.37
27/05/2020	72076	HANSON CONSTRUCTION MATERIALS PTY LTD	CONCRETE SERVICES	\$12,735.69
15/05/2020	71860	HAPPINESS CO	WORKSHOP HAPPINESS PROGRAM	\$1,815.00
7/05/2020	71748	HARE & FORBES	WORKSHOP MACHINERY	\$3,300.88
21/05/2020	71939	HEALTHSCOPE MEDICAL CENTRE PTY LTD	MEDICAL SERVICES	\$115.00
15/05/2020	71820	HEALTHSCOPE MEDICAL CENTRES	MEDICAL SERVICES	\$225.00
21/05/2020	71980	HIFX LIMITED CLIENT SECURITY TRUST ACC	ELECTRONIC VISITOR MANAGEMENT SYSTEM	\$70.00
7/05/2020	71794	HIP POCKET WORKWEAR	UNIFORMS & PROTECTIVE CLOTHING	\$286.97
21/05/2020	72057	HIP POCKET WORKWEAR	UNIFORMS & PROTECTIVE CLOTHING	\$417.90
28/05/2020	72195	HIP POCKET WORKWEAR	UNIFORMS & PROTECTIVE CLOTHING	\$576.37
7/05/2020	71704	HOCKING PLANNING & ARCHITECTURE PTY LTD	HERITAGE ADVISORY SERVICE	\$616.00
28/05/2020	72087	HOLCIM (AUSTRALIA) PTY LTD	CONCRETE SERVICES	\$4,469.34
7/05/2020	71750	HUMANE SOLUTIONS	MONITORING AND TRAPPING OF PEST SPECIES	\$2,486.00
28/05/2020	72145	HUMANE SOLUTIONS	MONITORING AND TRAPPING OF PEST SPECIES	\$4,972.00
21/05/2020	72006	HUMES WEMBLEY CEMENT	CONCRETE SERVICES	\$4,059.00

DATE	REF #	NAME	DESCRIPTION	AMOUNT
7/05/2020	71786	IC DEVELOPMENTS PTY LTD T/AS INNOVEST CO	CONSTRUCTION SERVICES	\$13,430.52
15/05/2020	71896	IC DEVELOPMENTS PTY LTD T/AS INNOVEST CO	CONSTRUCTION SERVICES	\$101,430.99
21/05/2020	71948	IMAGE ON LINE	MARKETING	\$261.25
15/05/2020	71907	IMPULTEC PTY LTD	QUEST SOFTWARE SERVICES	\$3,102.00
15/05/2020	71852	INDUSTRIAL ROADPAVERS (WA) PTY LTD	CIVIL AND LANDSCAPING WORKS	\$159,062.63
15/05/2020	71854	INSTANT PRODUCTS HIRE	PUBLIC ABLUTIONS HIRE AND SALES	\$4,259.56
21/05/2020	71937	INVASIVE SPECIES PTY LTD	FOX BAITING	\$885.00
28/05/2020	72185	IPWEA-WA	TRAINING SERVICES	\$3,665.00
21/05/2020	71993	J S WILTON	BJTP REFUND	\$292.00
15/05/2020	71893	JACK IN THE BOX CORPORATION PTY LTD	MARKETING SERVICES	\$3,264.80
7/05/2020	71739	JAMES BENNETT	SPECIALIST LIBRARY RESOURCES	\$189.53
15/05/2020	71844	JAMES BENNETT	SPECIALIST LIBRARY RESOURCES	\$161.36
15/05/2020	71908	JAMES BURRIDGE	STAFF REIMBURSEMENT	\$203.50
15/05/2020	71867	JASON SIGNMAKERS	SIGNAGE SUPPLIES	\$834.02
28/05/2020	72157	JASON SIGNMAKERS	SIGNAGE SUPPLIES	\$518.10
28/05/2020	72142	JB COMMERCIAL	IT EQUIPMENT	\$2,108.00
21/05/2020	71971	JCW ELECTRICAL GROUP PTY LTD	ELECTRICAL CONTRACTING	\$3,906.06
28/05/2020	72084	JIGSAW SIGNS & PRINT	SIGNAGE SERVICES	\$1,650.00
7/05/2020	71698	JIMS FIRST	HARDWARE SUPPLIES	\$805.95
28/05/2020	72104	JONES MARINE SERVICES SOUTHWEST	DIVING MAINTENANCE	\$2,640.00
7/05/2020	71735	JONOR CONSTRUCTION PTY LTD	BRIDGE MAINTENANCE	\$20,740.72
8/05/2020	71802	JONOR CONSTRUCTION PTY LTD	BRIDGE MAINTENANCE	\$52,809.10
22/05/2020	72063	JULIA & DREW WALSH	BJTP REFUND	\$50.00
28/05/2020	72151	K & J EVANS	BOND REFUND	\$100.00
28/05/2020	72144	KANE BLUEGUM	SCULPTURE PRIZE WINNER	\$2,850.00
21/05/2020	71995	KARL D CLIVELY	IRRIGATION AND PROJECT MANAGEMENT	\$726.00
21/05/2020	72005	KD POWER	MAINTENANCE SERVICES	\$27.50
7/05/2020	71724	KELLY LINDA HICK	COUNCILLOR PAYMENT	\$4,380.50
15/05/2020	71835	KELLY LINDA HICK	COUNCILLOR PAYMENT	\$332.48
28/05/2020	72124	KENT LYON ARCHITECT	DESIGN SERVICES	\$5,071.00
7/05/2020	71687	KERRY HILL ARCHITECTS	ARCHITECTURAL SERVICES	\$212,547.50
8/05/2020	71805	KIDZINC PTY LTD	EDUCATIONAL TOYS AND GAMES	\$234.95
28/05/2020	72116	KITCHEN WORKS	GIFTS - \$50 VOUCHERS	\$250.00
21/05/2020	71942	KLEENHEAT NATURAL GAS	KOOKABURRA NATURAL GAS	\$1,119.25
7/05/2020	71764	LANDGATE (VALUER GENERAL'S OFFICE)	LAND VALUATIONS	\$54,725.00
15/05/2020	71873	LANDGATE (VALUER GENERAL'S OFFICE)	LAND VALUATIONS	\$2,408.40
28/05/2020	72163	LANDGATE (VALUER GENERAL'S OFFICE)	LAND VALUATIONS	\$2,944.36
7/05/2020	71761	LANDGATE CUSTOMER ACCOUNT	LAND INFORMATION AND TITLE SEARCHES	\$5,185.00
21/05/2020	71929	LANDMARK PRODUCTS LTD	ENVIRONMENTAL SERVICES	\$2,024.00
28/05/2020	72086	LANDSAVE ORGANICS	LANDSCAPING SERVICE	\$2,557.50
21/05/2020	71974	LANDSCAPE AND MAINTENANCE SOLUTIONS PTY	LANDSCAPING SERVICES	\$4,736.60
21/05/2020	72028	LAWRENCE & HANSON	ELECTRICAL/PROTECTIVE CLOTHING SUPPLIES	\$17,178.26
15/05/2020	71810	LEEWIN CIVIL PTY LTD	HIRE EQUIPMENT SERVICES	\$5,627.01
21/05/2020	71925	LEEWIN CIVIL PTY LTD	HIRE EQUIPMENT SERVICES	\$665,897.41
28/05/2020	72082	LEEWIN CIVIL PTY LTD	HIRE EQUIPMENT SERVICES	\$64,031.82
21/05/2020	72048	LEEWIN TRANSPORT	COURIER SERVICES	\$1,362.44
21/05/2020	72059	LOCAL GOVERNMENT PROFESSIONALS AUSTRALIA	TRAINING SERVICES	\$35.00
28/05/2020	72197	LOCAL GOVERNMENT PROFESSIONALS AUSTRALIA	TRAINING SERVICES	\$700.00
21/05/2020	71991	LOCK AROUND THE CLOCK	SECURITY SERVICES	\$988.00
21/05/2020	71945	LOTX FILTER CLEANING SERVICE	PLANT FILTER CLEANING SERVICE	\$730.22
28/05/2020	72147	LUNA WEDDING AND EVENT SUPPLIES	TABLE LINEN AND EVENT DECORATIONS SUPPLY	\$252.32
7/05/2020	71723	LYNDON MILES	COUNCILLOR PAYMENT	\$2,738.53
15/05/2020	71869	MACDONALD JOHNSTON PTY LTD	ENGINEERING - PLANT SPARES & SERVICING	\$442.07
21/05/2020	72008	MACDONALD JOHNSTON PTY LTD	ENGINEERING - PLANT SPARES & SERVICING	\$197.13
28/05/2020	72159	MACDONALD JOHNSTON PTY LTD	ENGINEERING - PLANT SPARES & SERVICING	\$654.92
15/05/2020	71862	MACKS PLANT HIRE P/L	EARTHMOVING, SAND AND GRAVEL SUPPLIES	\$4,842.06
21/05/2020	72019	MAJOR MOTORS PTY LTD	PLANT PURCHASES / SERVICES / PARTS	\$295.46
28/05/2020	72169	MAJOR MOTORS PTY LTD	PLANT PURCHASES / SERVICES / PARTS	\$436.81
15/05/2020	71868	MALATESTA ROAD PAVING	ROAD HOTMIX / PAVING SERVICES	\$13,230.80
21/05/2020	72007	MALATESTA ROAD PAVING	ROAD HOTMIX / PAVING SERVICES	\$178,106.30
29/05/2020	72158	MALATESTA ROAD PAVING	PAYMENT CANCELLED	\$0.00
15/05/2020	71902	MARAGLAD HOLDINGS PTY LTD	FIRE CONTROL SERVICES	\$12,320.00
22/05/2020	72064	MAREE DE BROUWER	BJTP REFUND	\$100.00
7/05/2020	71694	MARGARET RIVER FENCING	MAINTENANCE SERVICES	\$390.50
21/05/2020	71934	MARGARET RIVER FENCING	MAINTENANCE SERVICES	\$165.00
28/05/2020	72126	MARGARET UNSWORTH	REIMBURSE WATER EXPENSES	\$43.30
7/05/2020	71703	MARKETFORCE PTY LTD	ADVERTISING SERVICES	\$257.87
28/05/2020	72102	MARKETFORCE PTY LTD	ADVERTISING SERVICES	\$545.48
8/05/2020	71801	MAUREEN JANET CLARK	REFUND LAND TRANSFER MONIES	\$2,525.00
7/05/2020	71792	MCGREGOR WJ & J	MANAGEMENT BUSSELTON JETTY TOURIST PARK	\$43,559.85
15/05/2020	71814	MCLEODS BARRISTERS & SOLICITORS	LEGAL SERVICES	\$10,535.30
21/05/2020	71988	MDM ENTERTAINMENT PTY LTD	DVD AND CD SUPPLY TO LIBRARY	\$628.60
28/05/2020	72135	MDM ENTERTAINMENT PTY LTD	DVD AND CD SUPPLY TO LIBRARY	\$293.92
21/05/2020	72001	ME RAINY T/AS PK COURIERS	COURIER SERVICES	\$413.60
7/05/2020	71737	MECHANICAL PROJECT SERVICES	AIRCONDITIONING & REFRIGERATION SERVICES	\$5,170.00
21/05/2020	71986	MECHANICAL PROJECT SERVICES	AIRCONDITIONING & REFRIGERATION SERVICES	\$297.00

DATE	REF #	NAME	DESCRIPTION	AMOUNT
7/05/2020	71781	METRO COUNT	BATTERY SUPPLIER	\$198.00
15/05/2020	71856	MICHELLE WATT	BJTP REFUND	\$716.50
21/05/2020	72053	MIJ INDUSTRIES	DRAINAGE SUPPLIES	\$14,044.80
21/05/2020	72039	MODERN TEACHING AIDS PTY LTD	LIBRARY RESOURCES	\$636.90
28/05/2020	72189	MODERN TEACHING AIDS PTY LTD	LIBRARY RESOURCES	\$186.95
15/05/2020	71865	MP ROGERS & ASSOCIATES PTY LTD	CONSULTANCY SERVICES	\$8,196.17
21/05/2020	71966	MURDOCH UNIVERSITY	RESEARCH SERVICES	\$2,553.98
7/05/2020	71700	NATURALISTE GLASS BUSINESS TRANS ACC	GLASS REPAIRS AND MANUFACTURE	\$277.54
7/05/2020	71705	NATURALISTE HYGIENE SERVICES	HYGIENE SERVICES	\$6,715.00
21/05/2020	71973	NATURALISTE TURF	TURF MAINTENANCE SERVICES	\$933.90
7/05/2020	71721	NBN CO LIMITED	NATIONAL BROADBAND SERVICES	\$11,175.10
15/05/2020	71832	NBN CO LIMITED	NATIONAL BROADBAND SERVICES	\$9,858.34
21/05/2020	71961	NBN CO LIMITED	NATIONAL BROADBAND SERVICES	\$12,136.40
7/05/2020	71733	NETSTAR AUSTRALIA PTY LTD	GPS TELEMATICS	\$349.59
21/05/2020	71982	NETSTAR AUSTRALIA PTY LTD	GPS TELEMATICS	\$316.58
7/05/2020	71795	NEVERFAIL SPRINGWATER LTD	WATER REFILL SERVICE - DUNS WASTE FACILITY	\$52.05
21/05/2020	72058	NEVERFAIL SPRINGWATER LTD	WATER REFILL SERVICE - DUNS WASTE FACILITY	\$190.50
15/05/2020	71870	NICHOLLS MACHINERY	PLANT PURCHASES / SERVICES / PARTS	\$254.64
21/05/2020	72009	NICHOLLS MACHINERY	PLANT PURCHASES / SERVICES / PARTS	\$569.65
28/05/2020	72160	NICHOLLS MACHINERY	PLANT PURCHASES / SERVICES / PARTS	\$106.68
29/05/2020	72062	NICOLA WATT AND KEVIN BAPTIST	PAYMENT CANCELLED	\$0.00
15/05/2020	71824	NISBETS EXPRESS CATERING EQUIPMENT	CATERING EQUIPMENT	\$239.14
21/05/2020	71994	NOBLE CONSULTING SURVEYORS PTY LTD	SURVEYING SERVICES	\$23,000.00
8/05/2020	71797	OCEAN AIR CARPET CARE	CLEANING SERVICES	\$36,041.50
7/05/2020	71695	OCEANIC MARINE	MARINE SERVICES	\$152.80
15/05/2020	71848	OCR HOLDINGS PTY LTD	LIQUID WASTE REMOVAL	\$645.70
21/05/2020	71990	OCR HOLDINGS PTY LTD	LIQUID WASTE REMOVAL	\$700.70
28/05/2020	72077	OLIVER DARBY	STAFF REIMBURSEMENT	\$159.98
21/05/2020	71972	ONSITE RENTAL GROUP OPERATIONS PTY LTD	DRY HIRE	\$5,459.62
15/05/2020	71818	OPTUS BILLING SERVICES PTY LTD	FIXED INTERNET ACCESS	\$1,134.40
21/05/2020	71935	OPTUS BILLING SERVICES PTY LTD	FIXED INTERNET ACCESS	\$2,500.00
21/05/2020	71984	OTTELIA ECOLOGY	ENVIRONMENTAL CONSULTANT	\$5,225.00
21/05/2020	72050	OUTSIDE INFLUENCE	BUILDING MAINTENANCE	\$25,309.00
7/05/2020	71765	PENDREY AGENCIES P/L	CHEMICAL / RURAL SUPPLIES	\$5,542.76
15/05/2020	71875	PENDREY AGENCIES P/L	CHEMICAL / RURAL SUPPLIES	\$598.40
28/05/2020	72164	PENDREY AGENCIES P/L	CHEMICAL / RURAL SUPPLIES	\$8,181.37
7/05/2020	71774	PENFOLDS TRANSPORT PTY LTD	CARTAGE SERVICES	\$440.00
21/05/2020	72040	PLANET GRAPHICS	PRINTING SERVICES	\$800.00
21/05/2020	71969	POWERLYT GROUP PTY LTD	ENERGY ENGINEERING CONSULTANCY	\$4,290.00
7/05/2020	71717	PREMIUM PUBLISHERS	ADVERTISING	\$2,915.00
7/05/2020	71768	PRESTIGE PRODUCTS	HOSPITALITY EQUIPMENT SUPPLIER	\$55.11
15/05/2020	71879	PRESTIGE PRODUCTS	HOSPITALITY EQUIPMENT SUPPLIER	\$607.42
21/05/2020	72018	PRESTIGE PRODUCTS	HOSPITALITY EQUIPMENT SUPPLIER	\$359.98
28/05/2020	72139	PROFESSIONAL CABLING SERVICES	CABLING SERVICES	\$3,751.00
21/05/2020	72016	PRO-LINE KERBING	KERBING SERVICES	\$1,694.00
7/05/2020	71707	PT CARTER	COUNCILLOR PAYMENT	\$2,738.53
7/05/2020	71709	PVR INDUSTRIAL PTY LTD	INDUSTRIAL PUMP REPAIRS	\$8,769.75
28/05/2020	72193	RALPH BEATTIE BOSWORTH PTY LTD	CONSTRUCTION CONSULTANCY	\$3,850.00
21/05/2020	72041	REECE PTY LIMITED	PLUMBING SERVICES	\$84.87
21/05/2020	72022	REPCO AUTO PARTS	PLANT PURCHASES / SERVICES / PARTS	\$776.44
28/05/2020	72171	REPCO AUTO PARTS	PLANT PURCHASES / SERVICES / PARTS	\$104.54
28/05/2020	72094	RESOURCE FURNITURE	LIBRARY RESOURCES	\$808.25
7/05/2020	71785	RICOH BUSINESS CENTRE	OFFICE EQUIPMENT SERVICES - PHOTOCOPYING	\$1,043.60
15/05/2020	71895	RICOH BUSINESS CENTRE	OFFICE EQUIPMENT SERVICES - PHOTOCOPYING	\$368.00
22/05/2020	72061	RITA MCILDUFF	BJTP REFUND	\$270.00
7/05/2020	71791	RMS (AUSTRALIA)P/L	SOFTWARE SERVICES	\$59.40
22/05/2020	72069	ROBERT CHAMALAUN	BJTP REFUND	\$100.00
22/05/2020	72075	ROBIN BOYD	BJTP REFUND	\$100.00
15/05/2020	71878	RODS AUTO ELECTRICS	AUTO ELECTRICAL SERVICES	\$272.53
7/05/2020	71706	ROSS PAINE	COUNCILLOR PAYMENT	\$2,738.53
15/05/2020	71887	ROTARY CLUB OF BUSSELTON	PAYMENT CANCELLED	\$0.00
28/05/2020	72152	RYCZARD WALCZAK	ANIMAL STERILISATION REFUND	\$150.00
7/05/2020	71790	SAFE & SURE SECURITY PTY LTD	SECURITY SERVICES - ALARM OCCURRENCE	\$1,430.00
28/05/2020	72091	SAGE CONSULTING ENGINEERS PTY LTD	LIGHTING INSTALLATION	\$2,816.00
28/05/2020	72119	SCANIA AUSTRALIA PTY LTD	NEW VEHICLES, PARTS AND LABOUR	\$416.09
28/05/2020	72106	SCHREDER AUSTRALIA PTY LTD	OUTDOOR LIGHTING	\$29,100.50
7/05/2020	71692	SCOPE BUSINESS IMAGING	ELECTRONIC EQUIPMENT	\$192.50
15/05/2020	71815	SCOPE BUSINESS IMAGING	ELECTRONIC EQUIPMENT	\$1,430.00
7/05/2020	71731	SCOTTISH PACIFIC BUSINESS FINANCE	TRAFFIC MANAGEMENT SERVICES	\$3,189.87
21/05/2020	71979	SCOTTISH PACIFIC BUSINESS FINANCE	TRAFFIC MANAGEMENT SERVICES	\$5,675.78
21/05/2020	72000	SERENDIPITY (WA) PTY LTD	BOND REFUND	\$615.00
7/05/2020	71710	SHANE & NATALIE LAWY	STAFF REIMBURSEMENT	\$188.20
21/05/2020	71954	SHAPE MANAGEMENT	CONSULTANCY SERVICES FOR MAJOR PROJECTS	\$3,003.00
21/05/2020	72056	SHORE COASTAL	COASTAL CONSULTANCY SERVICES	\$28,803.50
7/05/2020	71689	SHOREWATER MARINE PTY LTD	BSN JETTY REFURBISHMENT	\$11,899.60
21/05/2020	71928	SHOREWATER MARINE PTY LTD	BSN JETTY REFURBISHMENT	\$11,471.87

DATE	REF #	NAME	DESCRIPTION	AMOUNT
21/05/2020	71987	SIESTA TIME WA PTY LTD T/AS CAPE CELLARS	REFRESHMENTS	\$1,194.44
15/05/2020	71906	SIMON SPARKES	STAFF REIMBURSEMENT	\$117.50
7/05/2020	71747	SIMPLY DESIGNED	ART SALES	\$550.00
21/05/2020	71965	SJ TRAFFIC MANAGEMENT PTY LTD	TRAFFIC MANAGEMENT SERVICES	\$660.00
15/05/2020	71849	SKIDATA AUSTRALASIA PTY LTD	CARPARK EQUIPMENT	\$1,567.50
7/05/2020	71676	SMARTSALARY PTY LTD	SALARY PACKAGING SERVICE	\$24,196.33
21/05/2020	71912	SMARTSALARY PTY LTD	SALARY PACKAGING SERVICE	\$24,306.57
28/05/2020	72150	SOUTH METROPOLITAN TAFE	EDUCATION AND TRAINING SERVICES	\$412.75
15/05/2020	71903	SOUTH WEST COUNSELLING	EMPLOYEE ASSISTANCE PROGRAM	\$775.00
7/05/2020	71763	SOUTH WEST MACHINING CENTRE	PLANT MAINTENANCE SERVICES	\$20,673.40
7/05/2020	71730	SOUTH WEST OFFICE NATIONAL	STATIONERY	\$83.25
15/05/2020	71839	SOUTH WEST OFFICE NATIONAL	STATIONERY	\$61.92
21/05/2020	71978	SOUTH WEST OFFICE NATIONAL	STATIONERY	\$50.78
15/05/2020	71872	SOUTH WEST STEEL PRODUCTS	STEEL PRODUCTS SUPPLIER	\$57.87
21/05/2020	72004	SOUTHERN LOCK AND SECURITY	SECURITY SERVICES	\$2,041.50
28/05/2020	72156	SOUTHERN LOCK AND SECURITY	SECURITY SERVICES	\$366.50
28/05/2020	72105	SOUTHWEST OUTDOOR POWER	PLANT PURCHASES / SERVICES / PARTS	\$516.45
7/05/2020	71778	SOUTHWEST TYRE SERVICE	PLANT TYRE SUPPLIER / REPAIRER	\$3,306.80
15/05/2020	71888	SOUTHWEST TYRE SERVICE	PLANT TYRE SUPPLIER / REPAIRER	\$126.50
21/05/2020	72036	SOUTHWEST TYRE SERVICE	PLANT TYRE SUPPLIER / REPAIRER	\$3,707.50
28/05/2020	72184	SOUTHWEST TYRE SERVICE	PLANT TYRE SUPPLIER / REPAIRER	\$1,716.55
7/05/2020	71727	SPECTUR LTD	SOLAR SECURITY CAMERAS	\$1,221.00
15/05/2020	71838	SPENCER EARTHWORKS PTY LTD	EARTHWORKS	\$3,438.72
21/05/2020	71968	SPENCER EARTHWORKS PTY LTD	EARTHWORKS	\$1,175.13
28/05/2020	72122	SPORTSPOWER	SPORT EQUIPMENT SUPPLIER	\$225.00
21/05/2020	71941	SPYKER TECHNOLOGIES PTY LTD	CCTV PRODUCTS AND SERVICES	\$6,745.64
28/05/2020	72099	SPYKER TECHNOLOGIES PTY LTD	CCTV PRODUCTS AND SERVICES	\$119,680.21
22/05/2020	72065	STACEY K KELLY	BJTP REFUND	\$285.00
7/05/2020	71719	STALEY FOOD & PACKAGING	CLEANING CHEMICALS	\$19,429.13
15/05/2020	71830	STALEY FOOD & PACKAGING	CLEANING CHEMICALS	\$1,126.40
21/05/2020	71960	STALEY FOOD & PACKAGING	CLEANING CHEMICALS	\$1,689.60
15/05/2020	71859	STANTEC AUSTRALIA PTY LTD	ENGINEERING SERVICES	\$3,316.72
15/05/2020	71874	STATE LIBRARY OF WESTERN AUSTRALIA	LIBRARY RESOURCES	\$3,771.59
28/05/2020	72100	STATEWIDE DOORS	MAINTENANCE SERVICES	\$580.80
28/05/2020	72153	STEWART & HEATON CLOTHING	PROTECTIVE CLOTHING SUPPLIER	\$19.80
7/05/2020	71675	STOCKER PRESTON RESIDENTIAL	RENT - A NOTTLE	\$860.00
21/05/2020	71911	STOCKER PRESTON RESIDENTIAL	RENT - A NOTTLE	\$860.00
21/05/2020	72044	SUEZ ENVIRONMENTAL	WASTE MANAGEMENT SERVICES	\$3,808.41
7/05/2020	71683	SUPERCHOICE	SUPERANNUATION	\$165,783.89
21/05/2020	71919	SUPERCHOICE	SUPERANNUATION	\$161,080.64
21/05/2020	72047	SURVCON P/L	SURVEY SERVICES	\$462.00
21/05/2020	71921	SUZIE B MACLEAN	GRAPHIC DESIGN SERVICES	\$220.00
7/05/2020	71767	SW PRECISION PRINT	PRINTING SERVICES	\$121.00
21/05/2020	72017	SW PRECISION PRINT	PRINTING SERVICES	\$802.00
28/05/2020	72168	SW PRECISION PRINT	PRINTING SERVICES	\$132.00
15/05/2020	71813	TACTILE INDICATORS PTY LTD	TERRACOTTA PATHFINDERS	\$1,856.00
21/05/2020	71933	TALIS CONSULTANTS PTY LTD ATF TALIS UNIT	CONCEPTUAL DESIGNS	\$9,223.50
28/05/2020	72092	TALIS CONSULTANTS PTY LTD ATF TALIS UNIT	CONCEPTUAL DESIGNS	\$10,992.01
7/05/2020	71686	TARVIA PTY LTD	ENGINEERING SERVICES	\$1,760.00
21/05/2020	71926	TARVIA PTY LTD	ENGINEERING SERVICES	\$3,478.20
7/05/2020	71782	TECHNOLOGY ONE	SOFTWARE SERVICES	\$1,078.00
15/05/2020	71891	TECHNOLOGY ONE	SOFTWARE SERVICES	\$6,955.26
7/05/2020	71690	TELSTRA (NETWORK INTEGRITY)	PAYMENT CANCELLED	\$0.00
15/05/2020	71834	TENDERLINK.COM	TENDER ADVERTISING	\$330.00
21/05/2020	71963	TENDERLINK.COM	TENDER ADVERTISING	\$330.00
21/05/2020	71923	THE GOOD GUYS BUSSELTON	ELECTRICAL SUPPLIES	\$65.00
28/05/2020	72079	THE GOOD GUYS BUSSELTON	ELECTRICAL SUPPLIES	\$2,758.00
21/05/2020	71947	THE PLANT SUPPLY CO	NURSERY SERVICES	\$165.00
15/05/2020	71853	THE PLAYROOM O'CONNOR	EDUCATIONAL CHILDREN'S TOYS	\$210.45
28/05/2020	72134	THE POD CONSULTANCY PTY LTD	BUSINESS COACHING	\$330.00
21/05/2020	71989	THINK WATER DUNSBOROUGH	RETICULATION SERVICES	\$4,557.34
28/05/2020	72136	THINK WATER DUNSBOROUGH	RETICULATION SERVICES	\$75.78
22/05/2020	72071	TOD & ANDREA BERGERSEN	BJTP REFUND	\$100.00
7/05/2020	71734	TOLL TRANSPORT PTY LTD	COURIER SERVICES	\$171.60
21/05/2020	71967	TONY NOTTLE	STAFF REIMBURSEMENT	\$89.91
21/05/2020	71977	TORC PTY LTD/BUSSELTON FRESH IGA	CATERING SUPPLIES - VOLUNTEER BUSH FIRE BRIGADE	\$424.03
21/05/2020	72031	TOTAL EDEN PTY LTD	RETICULATION SUPPLIES	\$4,956.73
28/05/2020	72180	TOTAL EDEN PTY LTD	RETICULATION SUPPLIES	\$1,067.00
15/05/2020	71901	TOTAL HORTICULTURAL SERVICES	LANDSCAPING SERVICES	\$3,512.65
7/05/2020	71796	T-QUIP	MOWER PARTS & SERVICE	\$512.25
28/05/2020	72196	T-QUIP	MOWER PARTS & SERVICE	\$886.60
7/05/2020	71736	TRACIE WALSH	ART PROGRAM FACILITATOR / ART SALES	\$150.00
7/05/2020	71684	TRAFFIC FORCE	TRAFFIC MANAGEMENT SERVICES	\$11,226.25
15/05/2020	71807	TRAFFIC FORCE	TRAFFIC MANAGEMENT SERVICES	\$19,514.33
21/05/2020	71922	TRAFFIC FORCE	TRAFFIC MANAGEMENT SERVICES	\$44,757.25
15/05/2020	71822	TROPHIES ON TIME	NAME BADGE SUPPLIER	\$21.00



DATE	REF #	NAME	DESCRIPTION	AMOUNT
28/05/2020	72103	TROPHIES ON TIME	NAME BADGE SUPPLIER	\$21.00
7/05/2020	71720	TRUCK CENTRE (WA) PTY LTD	NEW VEHICLE PARTS & SERVICE	\$272.25
28/05/2020	72114	TRUCK CENTRE (WA) PTY LTD	NEW VEHICLE PARTS & SERVICE	\$852.16
28/05/2020	72140	TRUCKLINE	PLANT PURCHASES / SERVICES / PARTS	\$398.48
7/05/2020	71718	UNDALUP ASSOCIATION INC	CANVAS SIGNS	\$3,300.00
8/05/2020	71798	UNDALUP ASSOCIATION INC	CANVAS SIGNS	\$220.00
28/05/2020	72113	UNDALUP ASSOCIATION INC	CANVAS SIGNS	\$325.05
7/05/2020	71744	URBIS PTY LTD	PROPERTY ECONOMIC & RESEARCH CONSULTING	\$25,080.00
15/05/2020	71850	VALERIE FREARSON-LANE	SUNRISE YOGA IN THE PARK	\$390.00
22/05/2020	72074	VALSECCHI & MATHEWS	BJTP REFUND	\$100.00
7/05/2020	71713	VALSPAR PAINT	PAINTING SUPPLIES	\$329.77
15/05/2020	71897	VISIMAX	FIRE EQUIPMENT SUPPLIER	\$474.80
21/05/2020	72045	VISIMAX	FIRE EQUIPMENT SUPPLIER	\$672.40
7/05/2020	71749	VIZONA PTY LTD	LIGHT POLES, LED AND SOLAR LIGHTS	\$13,256.10
15/05/2020	71892	VMS CONTRACTORS	MAINTENANCE SERVICES	\$14,740.00
28/05/2020	72176	W.A. HINO SALES & SERVICE	PLANT PURCHASES / SERVICES / PARTS	\$886.16
7/05/2020	71680	WA SHIRE COUNCILS	UNION FEES	\$348.50
21/05/2020	71916	WA SHIRE COUNCILS	UNION FEES	\$369.00
5/05/2020	71673	WA TREASURY CORPORATION	LOAN REPAYMENTS	\$403,916.90
28/05/2020	72078	WALGA	WALGA TRAINING SERVICES	\$82,575.00
7/05/2020	71745	WARRINGTONFIRE AUSTRALIA PTY LTD	FIRE TESTING SERVICES	\$3,300.00
21/05/2020	71976	WATERCHEM AUSTRALIA PTY LTD	ODOUR TREATMENT	\$550.00
28/05/2020	72129	WATERCHEM AUSTRALIA PTY LTD	ODOUR TREATMENT	\$550.00
15/05/2020	71819	WAVES ENVIRONMENTAL PTY LTD	BUSSELTON GROUNDWATER INVESTIGATION	\$7,042.02
21/05/2020	71938	WAVES ENVIRONMENTAL PTY LTD	BUSSELTON GROUNDWATER INVESTIGATION	\$32,251.50
15/05/2020	71809	WEATHERSAFE WA	CANVAS SERVICES	\$253.00
21/05/2020	71959	WELL DONE INTERNATIONAL PTY LTD	AFTERHOURS CALL CENTRE SERVICE	\$2,411.86
7/05/2020	71769	WESFARMERS - BLACKWOODS	FLEET CONSUMABLES & MAINTENANCE PARTS	\$1,008.03
21/05/2020	72021	WESFARMERS - BLACKWOODS	FLEET CONSUMABLES & MAINTENANCE PARTS	\$590.87
28/05/2020	72170	WESFARMERS - BLACKWOODS	FLEET CONSUMABLES & MAINTENANCE PARTS	\$634.75
7/05/2020	71775	WESFARMERS KHG	GAS SERVICES	\$295.58
15/05/2020	71885	WESFARMERS KHG	GAS SERVICES	\$363.53
21/05/2020	72033	WESFARMERS KHG	GAS SERVICES	\$151.80
15/05/2020	71840	WESTBOOKS	LIBRARY RESOURCES	\$212.57
21/05/2020	71946	WESTERN IRRIGATION PTY LTD	BORE AND IRRIGATION SERVICES	\$1,584.00
15/05/2020	71883	WESTRAC P/L	PLANT PURCHASES / SERVICES / PARTS	\$150.38
21/05/2020	72026	WESTRAC P/L	PLANT PURCHASES / SERVICES / PARTS	\$506.88
28/05/2020	72174	WESTRAC P/L	PLANT PURCHASES / SERVICES / PARTS	\$1,705.64
28/05/2020	72112	WHITCOMBE DRAFTING SERVICES	CIVIL DESIGN AND DRAFTING	\$877.50
15/05/2020	71857	WHITNEY CONSULTING	BUSINESS CASE DEVELOPMENT	\$5,489.00
28/05/2020	72146	WILTRONICS RESEARCH PTY LTD	FINE FUEL MOISTURE METER	\$4,980.00
15/05/2020	71876	WINC AUSTRALIA PTY LTD	STATIONERY SUPPLIER	\$183.81
21/05/2020	72014	WINC AUSTRALIA PTY LTD	STATIONERY SUPPLIER	\$12.65
28/05/2020	72165	WINC AUSTRALIA PTY LTD	STATIONERY SUPPLIER	\$893.18
15/05/2020	71899	WML CONSULTANTS PTY LTD	CONSULTANCY SERVICES	\$225.50
7/05/2020	71758	WOOD & GRIEVE ENGINEERS	CONSULTANCY SERVICES	\$3,511.75
28/05/2020	72090	WOODLANDS DISTRIBUTORS & AGENCIES PTY LT	STREETSCAPE FURNITURE	\$7,423.90
7/05/2020	71773	WORK CLOBBER	PROTECTIVE CLOTHING SUPPLIER	\$989.40
21/05/2020	72030	WORK CLOBBER	PROTECTIVE CLOTHING SUPPLIER	\$5,733.00
28/05/2020	72177	WORK CLOBBER	PROTECTIVE CLOTHING SUPPLIER	\$1,428.00
7/05/2020	71701	WORK METRICS	HEALTH AND SAFETY SOFTWARE	\$110.00
21/05/2020	72043	WREN OIL	WASTE OIL SERVICES	\$374.00
28/05/2020	72191	WREN OIL	WASTE OIL SERVICES	\$566.50
7/05/2020	71780	WRIGHT EXPRESS AUSTRALIA PTY LTD (COLES)	COUNCIL & STAFF REFRESHMENTS	\$34.70
15/05/2020	71890	WRIGHT EXPRESS AUSTRALIA PTY LTD (COLES)	COUNCIL & STAFF REFRESHMENTS	\$319.87
21/05/2020	72037	WRIGHT EXPRESS AUSTRALIA PTY LTD (COLES)	COUNCIL & STAFF REFRESHMENTS	\$187.60
28/05/2020	72186	WRIGHT EXPRESS AUSTRALIA PTY LTD (COLES)	COUNCIL & STAFF REFRESHMENTS	\$152.15
28/05/2020	72133	YALLINGUP BOARD RIDERS INC	BOARD RIDERS SURFING EVENTS	\$1,250.00
15/05/2020	71881	ZEMLA PTY LTD	ENGINEERING SERVICES	\$715.00
				\$6,195,195.01

TRUST PAYMENTS MAY 2020				
DATE	REF #	NAME	DESCRIPTION	AMOUNT
7/05/2020	7513	CITY OF BUSSELTON	PAYMENT CANCELLED	\$0.00
7/05/2020	7516	CITY OF BUSSELTON	VARIOUS REIMBURSEMENTS	\$521.25
7/05/2020	7514	CONSTRUCTION TRAINING FUND	BCITF LEVY	\$1,673.68
7/05/2020	7512	DEPARTMENT OF MINES, INDUSTRY REGULATION & SAFETY	PAYMENT CANCELLED	\$0.00
7/05/2020	7515	DEPARTMENT OF MINES, INDUSTRY REGULATION & SAFETY	BUILDING SERVICES LEVY	\$17,964.84
				\$20,159.77

DIRECT DEBIT PAYMENTS MAY 2020				
DATE	REF #	NAME	DESCRIPTION	AMOUNT
29/04/2020	4134	A.N.Z. BANK - VISA CARD - AS BELOW	CREDIT CARD PAYMENT	\$7,590.24
		WAPC	AMALGAMATION APPLICATION 7-13 QUEEN STREET	\$2,406.00
		APPLE.COM	ICLOUD STORAGE	\$4.08
		MAIN ROADS WA HEAVY VEHICLES	OVERSIZE PERMIT APPLICATION	\$50.00

DATE	REF #	NAME	DESCRIPTION	AMOUNT
		SAFETY CULTURE HYDE PARK	SUBSCRIPTION I-AUDITOR INSPECTION SOFTWARE	\$1,254.00
		SENDGRID	PHOENIX SOFTWARE MONTHLY SUBSCRIPTION	\$25.76
		ISHKA 1 CLAYTON	CREDIT HACKY SACKS	-\$537.57
		SPOTIFY	MONTHLY ACCOUNT FEE	\$17.99
		MAILCHIMP	BAY TO BAY ELECTRONIC NEWSLETTER	\$320.96
		COLES EXPRESS 2012 DUNSBOROUGH	DIESEL FOR DFCS VEHICLE B5N965T	\$87.67
		YOURMEMBER CAREERS	JOB ADVERTISING IPWEA WEBSITE	\$249.26
		GODADDY.COM	DOMAIN RENEWAL	\$54.84
		ZOOM	ZOOM LICENCES (INCL OVERSEAS TRANSACTION FEE)	\$21.62
		KMART BUSSELTON	HDMI CABLES	\$110.00
		PAYPAL *MWAVE	4 X TP LINK GIGABIT ETHERNET MEDIA CONVERTER	\$310.94
		APPLE.COM SYDNEY	ICLOUD STORAGE	\$4.49
		ZOOM	ZOOM LICENCES	\$188.91
		ZOOM	ZOOM LICENCES (INCL OVERSEAS TRANSACTION FEE)	\$5.67
		ZOOM	ZOOM LICENCES	\$23.09
		ZOOM	ZOOM LICENCES (INCL OVERSEAS TRANSACTION FEE)	\$0.69
		ZOOM	ZOOM LICENCES	\$923.56
		ZOOM	ZOOM LICENCES (INCL OVERSEAS TRANSACTION FEE)	\$27.71
		AHRI LTD MELBOURNE	AHRI ANNUAL MEMBERSHIP SUBSCRIPTION	\$396.00
		BLUE DOG TRAINING MILTON	WA WHITE CARD	\$118.00
		ATI MIRAGE PERTH	MS EXCEL ONLINE TRAINING	\$225.00
		BLUE DOG TRAINING MILTON	WA WHITE CARD	\$118.00
		CALTEX BUSSELTON	VARIOUS CATERING - OUT OF HOURS	\$7.00
		AL FORNO BUSSELTON	VARIOUS CATERING - OUT OF HOURS	\$731.00
		SUBWAY SOUTH WEST BUSSELTON	VARIOUS CATERING - OUT OF HOURS	\$121.10
		AL FORNO BUSSELTON	VARIOUS CATERING - OUT OF HOURS	\$153.00
		PLE COMPUTERS PTY LTD WANGARA	WEB CAMERA	\$278.30
		PLE COMPUTERS PTY LTD WANGARA	WEB CAMERA	\$0.22
		KRIS DAVIS	CREDIT CARD REFUND	-\$107.05
29/05/2020	4138	ACTON - SOUTHWEST	REFUND OF RATE OVERPAYMENT	\$579.00
1/05/2020	4126	ANZ BANK	BANK FEES	\$2,536.66
5/05/2020	4129	ANZ BANK	BANK FEES	\$150.83
5/05/2020	4130	ANZ BANK	BANK FEES	\$159.59
5/05/2020	4131	ANZ BANK	BANK FEES	\$258.54
5/05/2020	4132	ANZ BANK	BANK FEES	\$1,674.85
18/05/2020	4120	CALTEX AUSTRALIA PETROLEUM PTY LTD	PAYMENT CANCELLED	\$0.00
7/05/2020	4124	CALTEX AUSTRALIA PETROLEUM PTY LTD	FUEL SERVICES	\$58,492.98
5/05/2020	4128	CAPE CHAUFFEURS	PERMIT REFUND	\$205.00
8/05/2020	4123	CITY OF BUSSELTON	VARIOUS REIMBURSEMENTS	\$50.00
5/05/2020	4127	COMMONWEALTH BANK	BANK FEES	\$514.04
15/05/2020	4133	COMMONWEALTH BANK	BANK FEES	\$87.00
27/05/2020	4135	K STEVEN & L PEARCE	REFUND OF RATE OVERPAYMENT	\$619.00
28/05/2020	4137	N & B BINDI	REFUND OF RATE OVERPAYMENT	\$559.00
6/05/2020	4121	PAYROLL	CITY OF BUSSELTON PAYROLL	\$752,197.50
12/05/2020	4122	PAYROLL	SPECIAL PAY	\$3,307.20
20/05/2020	4125	PAYROLL	CITY OF BUSSELTON PAYROLL	\$720,960.81
27/05/2020	4136	T M SWIFT	REFUND OF RATE OVERPAYMENT	\$539.00
				\$1,550,481.24

12.2 Finance Committee - 22/07/2020 - FINANCIAL ACTIVITY STATEMENTS - YEAR TO DATE AS AT 31 MAY 2020

STRATEGIC GOAL	6. LEADERSHIP Visionary, collaborative, accountable
STRATEGIC OBJECTIVE	6.1 Governance systems, process and practices are responsible, ethical and transparent.
SUBJECT INDEX	Financial Services
BUSINESS UNIT	Financial Services
REPORTING OFFICER	Manager Financial Services - Paul Sheridan
AUTHORISING OFFICER	Director Finance and Corporate Services - Tony Nottle
NATURE OF DECISION	Executive: substantial direction setting, including adopting strategies, plans and policies (excluding local planning policies), tenders, setting and amending budgets, funding, donations and sponsorships, reviewing committee recommendations
VOTING REQUIREMENT	Simple Majority
ATTACHMENTS	Attachment A Investment Report May 2020 ↓  Attachment B Financial Activity Statement May 2020 ↓ 

This item was considered by the Finance Committee at its meeting on 22 July 2020, the recommendations from which have been included in this report.

OFFICER RECOMMENDATION

That the Council receives the statutory financial activity statement reports for the period ending 31 May 2020, pursuant to Regulation 34(4) of the *Local Government (Financial Management) Regulations*.

COMMITTEE RECOMMENDATION

That the Council receives the statutory financial activity statement reports for the period ending 31 May 2020, pursuant to Regulation 34(4) of the *Local Government (Financial Management) Regulations*, noting that the commentary in the Officer's report relating to "Allocations" and "Non-Operating Grants, Subsidies and Contributions" was not required as these items did not exceed Council's variance reporting threshold, and the Reserve Movements Report should refer to 31 May 2020.

Reasons: Officers identified that the commentary in the Officer's report relating to "Allocations" and "Non-Operating Grants, Subsidies and Contributions" was not required as these items did not exceed Council's variance reporting threshold and the Reserve Movements Report should refer to 31 May 2020, not the month of March.

EXECUTIVE SUMMARY

Pursuant to Section 6.4 of the *Local Government Act 1995* (the Act) and Regulation 34(4) of the *Local Government (Financial Management) Regulations 1996* (the Regulations), a local government is to prepare, on a monthly basis, a statement of financial activity that reports on the City's financial performance in relation to its adopted / amended budget.

This report has been compiled to fulfil the statutory reporting requirements of the Act and associated Regulations, whilst also providing the Council with an overview of the City's financial performance on a year to date basis for the period ending 31 May 2020.

BACKGROUND

The Regulations detail the form and manner in which financial activity statements are to be presented to the Council on a monthly basis, and are to include the following:

- Annual budget estimates
- Budget estimates to the end of the month in which the statement relates
- Actual amounts of revenue and expenditure to the end of the month in which the statement relates
- Material variances between budget estimates and actual revenue/expenditure (including an explanation of any material variances)
- The net current assets at the end of the month to which the statement relates (including an explanation of the composition of the net current position)

Additionally, and pursuant to Regulation 34(5) of the Regulations, a local government is required to adopt a material variance reporting threshold in each financial year. At its meeting on 31 July 2019, the Council adopted (C1907/131) the following material variance reporting threshold for the 2019/20 financial year:

That pursuant to Regulation 34(5) of the Local Government (Financial Management) Regulations, the Council adopts a material variance reporting threshold with respect to financial activity statement reporting for the 2019/20 financial year as follows:

- *Variances equal to or greater than 10% of the year to date budget amount as detailed in the Income Statement by Nature and Type/Statement of Financial Activity report, however variances due to timing differences and/or seasonal adjustments are to be reported on a quarterly basis; and*
- *Reporting of variances only applies for amounts greater than \$25,000.*

OFFICER COMMENT

In order to fulfil statutory reporting requirements and to provide the Council with a synopsis of the City's overall financial performance on a year to date basis, the following financial reports are attached hereto:

Statement of Financial Activity

This report provides details of the City's operating revenues and expenditures on a year to date basis, by nature and type (i.e. description). The report has been further extrapolated to include details of non-cash adjustments and capital revenues and expenditures, to identify the City's net current position; which reconciles with that reflected in the associated Net Current Position report.

Net Current Position

This report provides details of the composition of the net current asset position on a full year basis, and reconciles with the net current position as per the Statement of Financial Activity.

Capital Acquisition Report

This report provides full year budget performance (by line item) in respect of the following capital expenditure activities:

- Land and Buildings
- Plant and Equipment
- Furniture and Equipment
- Infrastructure

Reserve Movements Report

This report provides summary details of transfers to and from reserve funds, and associated interest earnings on reserve funds, on a full year basis.

Additional reports and/or charts are also provided as required to further supplement the information comprised within the statutory financial reports.

Comments on Financial Activity to 31 May 2020

The Statement of Financial Activity (FAS), for the year to date as at 31 May 2020 shows an overall Net Current Position of \$5.4M as opposed to the amended budget of **(\$18.7M)**, a positive difference of \$24.1M.

The following summarises the major YTD cash variances that appear on the face of the FAS, which in accordance with Council's adopted material variance reporting threshold, collectively make up the above difference:

Description	2019/20 Actual YTD	2019/20 Amended Budget YTD	2019/20 Amended Budget	2019/20 YTD Bud Variance	2019/20 YTD Bud Variance
	\$	\$	\$	%	\$
Revenue from Ordinary Activities				1.96%	1,432,511
1. Operating Grants, Subsidies and Contributions	5,825,092	3,585,602	4,977,647	62.46%	2,239,490
2. Other Revenue	399,320	468,163	551,510	(14.70%)	(68,843)
Expenses from Ordinary Activities				6.09%	4,452,281
3. Materials & Contracts	(14,942,291)	(17,223,662)	(19,058,249)	13.25%	2,281,371
4. Other Expenditure	(2,471,011)	(3,088,995)	(4,995,811)	20.01%	617,984
Capital Revenue & (Expenditure)				37.31%	18,525,911
5. Land & Buildings	(4,332,126)	(8,021,652)	(8,861,113)	45.99%	3,689,526
Plant & Equipment	(3,506,045)	(4,840,850)	(4,885,350)	27.57%	1,334,805
Furniture & Equipment	(635,312)	(1,024,718)	(1,113,069)	38.00%	389,406
Infrastructure	(15,955,641)	(32,475,366)	(38,328,246)	50.87%	16,519,725
6. Proceeds from Sale of Assets	3,219,882	703,550	3,409,080	357.66%	2,516,332
7. Transfer to Restricted Assets	(646,151)	(55,099)	(60,100)	(1072.71%)	(591,052)
8. Transfer from Restricted Assets	2,151,179	3,522	6,319,121	100.00%	2,147,657
9. Transfer from Reserves	9,292,139	15,180,665	35,648,783	(38.79%)	(5,888,526)

Revenue from Ordinary Activities

Year to date (YTD) actual income from ordinary activities is \$1.4M more than expected when compared to the YTD amended budget, which represents a variance increase of \$730K in May. The following YTD items meet the material variance reporting thresholds:

1. Operating Grants, Subsidies and Contributions are \$2.2M (net) better than YTD amended budget, with \$1.2M of this relating to May. The YTD variance is mainly due to the following:
 - Grants Commission (10152), YTD \$1M, with a positive variance change of \$1.158M in the month of May –
 - i. Special Grants Bridges (\$184K) YTD, (\$26K) in May - \$124K is still to come in relation to Bussell Hwy Bridge 0241. The remaining variance relates to budgeting misallocations where the grants were actually supposed to be main roads direct funding.
 - ii. General Purpose Grants \$408K, all in May – this relates to the 20/21 Financial Assistance Grants (FAGS), being received in advance. This will be restricted in the Untied Grants Reserve in the year end reserve reconciliation process.
 - iii. Local Roads Grants \$800K, all in May – FAGS received in advance per above. Not budgeted, as advice from Grants Commission was that the practice of prepayment in previous years was going to cease.
 - Insurance Reimbursements (10200), \$84K YTD, (\$54K) in May – mainly due to the LGIS scheme member credit refund of \$127K;
 - Legal Fees Reimbursements (10500), (\$71K) YTD, (\$6K) in May – YTD position largely due to a budget item included for a fine that was received in the 18/19 financial year. A budget amendment was processed to move a portion of the fine from retained earnings to a legal reserve, however no amendment to remove this budgeted revenue item in 19/20 will be done;
 - Human Resources Reimbursements (10521), \$50K YTD, no change in May - \$33K due to conference and training reimbursements not budgeted for sufficiently and \$19K received in workers comp reimbursements with all receipts budgeted in June;
 - Contributions to Airport Operations (11151), \$51K YTD, no change in may – received December but budgeted in June;
 - Strategic Planning Operating Grants & Subsidies (10820), (\$34K) YTD, (\$3K) in May – This is remaining grant funding for the CAS project which will not be finalized until later in the year. The remaining activities for the project will be carried over into the next budget;
 - Environmental Management Administration (10830), \$232K YTD, no change in May. \$170K grant received for the Revitalizing Geographe Waterways Phase 2 project earlier than budgeted, plus unbudgeted amounts of \$40K for Lower Vasse River Collaborative Project from Regional Estuaries Initiatives, and \$20K for Strategic Weed Action for Biodiversity Protection from Department of Primary Industries;
 - Protective burning and firebreaks reserve (10931), \$166K YTD, no change in May. This variance relates to receiving 50% grant awarded to the City under the mitigation activity fund (Emergency Services Levy), which was not budgeted. Details of the cost codes for a budget amendment have not been finalised. Any remaining amount will be restricted at year end and used to offset any budgeted activity in the 20/21 year;
 - Preventative Services CLAG Contribution (10925), (\$29K) YTD, no change in May. Offset by budgeted expenditure that has not occurred, to the same amount;
 - Fire Prevention DFES Contribution & Prior Period Adjustments (10940), \$15K YTD, (\$6K) in May – timing difference due to prior period adjustments for late receipted contributions;
 - Engineering Services Administration Other Operating Grant (11101), \$28K YTD, all arising in May – beach monitoring grant budgeted to be received in June;

- Wonnerup South Rd Bridge Slk 2.3 (A3440), \$32K YTD, no change in May. Emergency funding received from Main Roads for repairs undertaken;
- Pre-Primary Building & Surrounds (B1503), \$30K YTD, no change in May – Grant was budgeted to be received in June 2020, but was received in November 2019;
- Busselton Jetty Contributions (11160), \$35K YTD, no change in May – bi-annual contribution more than budgeted;
- Regional Waste Management Administration (11301), (\$37K) YTD, (\$5K) in May – Invoices have not been fully raised per the budget. Waste officers are investigating, with additional invoicing pending for the June accounts;
- Operations Services Works Reimbursements (11501), \$32K YTD, \$7K in May – Workers compensation reimbursement for wages paid;
- Reimbursements Old Butter Factory (B1401 & B9610), \$371K YTD, no change in May – Timing difference due to difficulties in predicting when LGIS would process the claims;
- Storm Damage Insurance Renewal (C2527), \$74K YTD, \$37K in May – insurance claim for damage to King Street steps and ramp received. Half received in February, balance in May after finalization of claim.

2. Other Revenue is (\$69K) YTD worse than budget, and increase of (\$19K) in May. The main contributing variances are outlined in the table below:

Cost Code	Cost Code Description / GL Activity	Variance Increment Current Month \$	Variance YTD \$
10100	Finance & Corporate Services Support - LSL contribution not received from other LG (Offset by officer not taking LSL this FY)	-	(26,000)
10510	Governance Support Services (LSL contribution received from other LG. Not related to above)	-	14,745
10591	Geographe Leisure Centre (LSL contribution not received from other LG)	-	(13,599)
10970	Parking Control	(5,116)	(49,760)
G0030	Busselton Transfer Station	(3,173)	50,325
G0031	Dunsborough Waste Facility	(8,323)	(38,196)

Expenses from Ordinary Activities

YTD expenditure from ordinary activities is \$4.5M or 6.1% less than expected when compared to the amended YTD budget. This variance fell by \$43K in May. The following YTD variance items meet the material reporting thresholds:

3. Materials and Contracts better than amended budget YTD by \$2.3M (a reduction of \$331K in May)

The main contributing items are listed below, most of which being heavily influenced by the slow down in activity caused by the COVID-19 shutdowns and restrictions over March and April, with slight increase in:

Cost Code	Cost Code Description / GL Activity	Variance Increment Current Month \$	Variance YTD \$
<u>Finance and Corporate Services</u>		148,655	311,773
10250	Information & Communication Technology Services	113,388	110,567
10500	Legal and Compliance Services	(906)	61,755
10616	Winderlup Villas Aged Housing	260	27,051
<u>Community and Commercial Services</u>		30,471	480,533
10380	Busselton Library	(1,429)	68,890
10590	Naturaliste Community Centre	5,529	33,940
10591	Geographe Leisure Centre	23,838	58,096
10600	Busselton Jetty Tourist Park	(34,916)	82,808
10625	Art Geo Administration	4,067	34,702
10630	Property and Business Development	(935)	28,672
10900	Cultural Planning	(6,473)	49,158
11151	Airport Operations	40,215	59,055
<u>Planning and Development Services</u>		(53,313)	652,594
10820	Strategic Planning	(883)	184,628
10830	Environmental Management Administration	(21,812)	160,147
10850	Implement Management Plans Other	3,179	85,001
10925	Preventative Services - CLAG	7,375	30,993
11170	Meelup Regional Park	9,475	109,155
<u>Engineering and Works Services</u>		(501,869)	750,731
Various	Busselton Jetty Maintenance	(91,545)	370,346
12621	Urban-Tree Pruning	3,719	(61,239)
Various	Other Infrastructure Maintenance	(417,291)	147,288
Various	Waste services	(35,264)	204,420
Various	Road Maintenance	30,177	(191,464)
Various	Reserve Maintenance	95,353	251,373

4. Other Expenditure \$618K under the amended YTD budget (a \$2K reduction in May):

The main contributing items are listed below:

Cost Code	Cost Code Description / GL Activity	Variance Increment Current Month \$	Variance YTD \$
<u>Finance and Corporate Services</u>		(38,785)	205,394
10000	Members of Council	9,154	144,976
10200	Financial Services	10,000	29,850
10700	Public Relations	(7,637)	28,944
<u>Community and Commercial Services</u>		(8,931)	215,446
10530	Community Services Administration	(61,152)	108,794
10548	Half Iron	46,200	46,200
<u>Engineering and Works Services</u>		35,819	163,984
11160	Busselton Jetty	27,083	97,913
B1223	Micro Brewery - Public Ablution	-	60,000

5. Allocations

In addition to administration based allocations which clear each month, this category also includes plant and overhead related allocations. Due to the nature of these line items, the activity reflects as a net offset against operating expenditure, in recognition of those expenses that are of a capital nature (and need to be recognised accordingly). It should be noted that performance in the category has no direct impact on the closing position.

Non-Operating Grants, Subsidies and Contributions

6. Non-Operating Grants, Subsidies and Contributions are below budget by \$498M (with a \$68K improvement on this variance in May), with the main items impacting on this being the timing of the receipt of funding. This has been exacerbated by the delays in completing capital projects due to the COVID-19 shutdowns and restrictions over March and April. This is largely offset with less than anticipated capital expenditure at the same time, where works have not been completed in connection with the funding. The extent to which the works remain incomplete will represent a positive impact on net position, and the remaining funding will be carried forward in reserves to be spent in future periods in order to complete the projects.

Cost Code	Cost Code Description	Variance Increment Current Month \$	Variance YTD \$
<u>Finance and Corporate Services</u>		(85,361)	(468,676)
10239	Contributions (Program 11) - Community Facilities	(72,717)	(713,748)
10239	Contributions (Program 12) – Works	(4,169)	106,727
10250	Information & Communication Technology Services – Capital Grants (Federal)	-	144,956
<u>Community and Commercial Services</u>		-	65,858
C6025	Installation of Bird Netting – Capital Grant (Federal)	-	(92,620)
C6099	Airport Development – Capital Grant (Federal)	-	151,478

<u>Planning and Development Services</u>		(184,041)	(982,151)
B1013	Dunsborough Bushfire Brigade – Donated Assets	(178,300)	(178,300)
B1015	Hithergreen District Bushfire Brigade – Donated Assets	-	(465,200)
B1024	Wilyabrup Bushfire Brigade – Donated Assets	-	(178,300)
B1029	Busselton Branch SES – Donated Assets	-	(97,200)
B9109	Hithergreen Building Renovations – Capital Grant (State)	(5,741)	(63,151)
<u>Engineering and Works Services</u>		336,940	887,164
B9407	Busselton Senior Citizens – Contributions	104,465	215,765
C1512	Port Geographe Boat Ramp Renewal Works – Capital Grant (State)	(13,750)	46,750
C3020	Donated Assets Parks, Gardens & Reserves	-	329,133
C3113	Busselton Tennis Club – Infrastructure – Contribution	-	80,000
C3122	Rails to Trails - Continuation of Implementation Plan – Capital Grant (Lotteries Commission)	-	(300,000)
C3186	Lou Weston Oval – Courts – Contributions	200,000	(35,000)
C3210	McBride Park - POS Upgrade – Contributions	-	(32,538)
C3211	Tulloh St (Geographe Bay Road) - POS Upgrade – Contributions	-	(90,332)
C3213	Cabarita Road - POS Upgrade – Contributions	-	(100,000)
C3214	Kingsford Road - POS Upgrade – Contributions	-	(150,653)
C3215	Monash Way - POS Upgrade – Contributions	-	(167,174)
C3216	Wagon Road - POS Upgrade	(167,174)	(167,174)
C3217	Limestone Quarry - POS Upgrade	(167,174)	(167,174)
C3218	Dolphin Road - POS Upgrade	(91,000)	(91,000)
F0019	College Avenue – Capital Grant (State)	-	144,000
S0035	Strelly Street / Barlee Street Roundabout – MR Capital Grant	(1,355)	29,673
S0051	Causeway Road / Rosemary Drive Roundabout – MR Capital Grant	275,000	225,000
S0069	Peel Terrace (Brown Street Intersection Upgrades) – MR Capital Grant	(8,333)	(91,663)
S0070	Peel & Queen Street Roundabout Service Relocation – MR Capital Grant	(41,667)	(258,337)
S0071	Ludlow-Hithergreen Road Safety Improvements – Fed Capital grant	-	461,200
S0072	Kaloorup Road - Reconstruct and Seal Shoulders – MR Capital Grant	-	100,000
S0324	Georgette Street - Reconstruction & Kerbs – MR Capital Grant	-	67,000
T0019	Wonnerup South Road - Reconstruct and Widening (narrow seal) – RTR Capital Grant	(52,045)	52,040
T0085	Yoongarillup Road - Reconstruct Intersection at Vasse H/Way – RTR Capital Grant	(33,785)	(33,785)
T0086	Yoongarillup Road - Reconstruct & Widen (Western Section) – RTR Capital Grant	(123,175)	123,175
V0002	Eastern Link - Busselton Traffic Study – Capital Grant (Federal)	350,000	750,000
W0231	Carey Street - Asphalt Overlay & Kerb – MR Capital Grant	(67,000)	(67,000)

Capital Expenditure

7. As at 31 May 2020, there is an underspend variance of 47.3% or \$21.9M in total capital expenditure, with YTD actual at \$24.4M against the YTD amended budget of \$46.3M. This variance increased by \$1.3M in May. The attachments to this report include detailed listings of all capital expenditure (project) items, however the main areas of YTD variance are summarised as follows:

Cost Code	Cost Code Description	Variance Increment Current Month \$	Variance YTD \$
Land		(4,609)	(75,917)
10370	Busselton Cemetery	-	(71,308)
Buildings		297,624	3,765,444
B9516	Busselton Library Upgrade	(447)	244,413
B9109	Hithergreen Building Renovations	5,741	63,151
B9300/1/2	Aged Housing Capital Improvements (Winderlup, Harris Rd)	-	139,904
B9407	Busselton Senior Citizens	14,599	837,509
B9556	NCC Upgrade	-	41,665
B9591	Performing Arts Convention Centre	(242,524)	70,621
B9596	GLC Building Improvements	312,008	661,777
B9606	King Street Toilets	28,502	118,344
B9609	GLC Stadium Expansion	42,500	42,500
B9610	Old Butter Factory	102,429	38,675
B9716 & B9717	Airport Terminals	28,441	1,394,555
B9808	Busselton Jetty Tourist Park Upgrade	(2,679)	134,223
Plant & Equipment		(244,160)	1,334,805
11156	Airport Development Operations	(224,821)	117,308
11402	Plant Purchases (P10)	-	854,970
11403	Plant Purchases (P11)	-	150,146
11407	P&E - P&G Smart Technologies	-	150,000
Furniture & Office Equipment		(185,346)	389,406
10250	Information & Communication Technology Services	(204,425)	156,201
10591	Geographe Leisure Centre	2,750	25,250
10625	Art Geo Administration	-	(35,000)
11156	Airport Development Operations	25,279	209,253
Infrastructure By Class		1,478,894	16,519,725
	Roads	903,892	3,252,322
	Bridges	62,000	434,000
	Car Parks	(249,804)	1,074,059
	Footpaths & Cycleways	3,147	380,843
	Parks, Gardens & Reserves	781,354	9,529,042
	Drainage	(42,949)	71,056
	Regional Airport & Industrial Park Infrastructure	21,253	1,778,402

In the main, many of these projects have yet to be completed and represent a timing difference. Due to the COVID-19 crisis, and the two major storm events in May, many projects have also been deferred and will be relisted for completion in next year's budget.

Proceeds from Sale of Assets

8. There is a variance for the proceeds from sale of assets of \$2.5M (an increase of \$156K in May), mainly due to difficulty in predicting timing for the settlement of the sale of the old library building land, creating a timing difference against budget.

Transfer to Restricted Assets

9. There is a YTD variance in transfers to restricted assets of \$591K more than amended budget (no change in May). The reasons for this are as follows:
 - Interest earned on government grants of \$37K transferred to restricted cash, for which there was no budget allocated as it was expected that the grant would have been utilized by this stage;
 - Additional bonds of \$350K were received in relation to the next stage of the Dunsborough Lakes development;
 - Transfer of \$156K representing contribution by developers, including \$125K from the sale of the old library land as agreed with the developers;
 - Net transfers to deposits and bonds of \$49K as opposed to a budget of \$0. These funds do not have a budget allocation as they are not able to be reliably measured.

Transfer from Restricted Assets

10. There is a YTD variance in transfers from restricted assets of \$2.1M more than amended budget (\$472K increase in May). The main reason for this is as follows:
 - Transfer from Roadwork Bonds of \$849K as opposed to a budget of \$0;
 - Refunds of \$27K in deposits for venue hire;
 - Refunds of \$12K of Jetty berthing deposits;
 - \$34K of other miscellaneous refunds of bonds & deposits;
 - \$500K reimbursement to muni of remaining loan funds for the tennis club project;
 - \$253K of transfers related to partially completed roadworks projects;
 - In May:
 - i. \$140K use of federal capital grants for the CCTV;
 - ii. \$14K use of grants for the Womens Change Facility at Bovell;
 - iii. \$21K use of grants for sand re-nourishment;
 - iv. \$28K use of grants for Broadwater Beach coastal works;
 - v. \$247K for completion of the Old Butter Factory insurance works.

These funds do not have a budget allocation as they dependant of external third parties and are not able to be reliably measured.

Transfer from Reserves

11. There is a YTD variance for transfer from reserves of \$5.9M less than amended budget (this increased by \$1.1M in May). The reasons for this are as follows:
 - 100 – Airport Infrastructure Renewal Reserve (\$169K) – Only partial work for installation of bird netting has been done and the car park resealing has not been completed;
 - 136 – Airport Marketing & Incentive Reserve (\$1.4M) – Being deferred until next financial year;
 - 143 – Airport Noise Mitigation Reserve (\$870K) – project deferred until 20/21 budget
 - 106 – Building Asset Renewal Reserve \$220K – early recoup related to partially completed works;

- 407 – Busselton Library Building Reserve \$20K – partial recoup for the extension works;
- 408 – Busselton Jetty Tourist Park Reserve (\$172K) – upgrade works only partially complete;
- 409 – Geographe Leisure Centre Building Reserve (\$270K) – Project B9596 for general building improvements;
- 331 – Joint Venture Aged Housing Reserve \$40K – works partially completed earlier than expected;
- 411 – Civic & Administration Building Reserve \$38K – works partially completed earlier than expected;
- 110 – Jetty Maintenance Reserve (\$495K) – only partially recouped, as works only partially undertaken on cost code C3497 (part of the Parks, Gardens & Reserves variance shown above), for the following reasons:
 - i. The previous expenditure figure was based on the 50 year plan.
 - ii. The 5 year structural review undertaken in 2019/2020 discovered that the Jetty was in better condition than forecast in the 50 year plan. Capital works planned for 2020 have been deferred to 2030.
 - iii. Requests for Tenders issued for maintenance works per the 5 year plan are to be awarded at the Council meeting on 29 January 2020.
 - iv. As a result, budget figures have been revised for next the 5 financial years to reflect the 5 year plan;
- 115 – Plant Replacement Reserve (\$638K) – timing difference associated with recoupment for purchase of new plant;
- 137 – Major Traffic Improvements Reserve \$367K – Project V0002 for the Eastern Link Project is on-going. Approximately \$1.7M has been spent, of which \$400K grant funding has been received and \$1M transferred to Muni;
- 132 – CBD Enhancement Reserve (\$436K) – mainly due to incomplete townscape upgrade works;
- 127 – New Infrastructure Development Reserve (\$123K) – This reserve is funding 10 projects at the moment, some of which are still incomplete;
- 133 – Valuation & Corporate Expenses Reserve (\$12K) – the transfer to cover the \$97K bill from the Electoral Commission happened in March;
- 123 - Port Geographe Waterways Management Reserve (SAR) (\$327K) – Annual deed agreement not yet requested to be paid;
- Due to cash flow requirements partially completed works were recouped from the following reserves:
 - i. 223 – Road Asset Renewal Reserve \$1.4M;
 - ii. 224 – Footpaths & Cycleways Reserve \$317K;
 - iii. 225 – Parks & Garden Reserve \$126K;
 - iv. 302 – Community Facilities City District \$415K;
 - v. 303 – Community Facilities Busselton \$44K;
 - vi. 309 – Community Facilities Vasse \$59K;
 - vii. 122 - Port Geographe Development Reserve \$364K;
 - viii. 126 - Provence Landscape Maintenance Reserve (SAR) \$64K;
 - ix. 128 - Vasse Newtown Landscape Maintenance Reserve (SAR) \$101K;
 - x. 321 - Busselton Area Drainage and Waterways Improvement Reserve \$35K;
 - xi. 102 - Coastal and Climate Adaptation Reserve \$256K;
 - xii. 145 - Energy Sustainability Reserve \$177K;
 - xiii. 146 - Cemetery Reserve \$185K;
 - xiv. In May:
 - 1. 106 – Building Asset Renewal Reserve \$135K;
 - 2. 123 – Port Geographe Waterways Management Reserve \$320K;

3. 102 – Coastal & Climate Adaptation Reserve \$60K (for works at Broadwater);
 4. 121 – Waste Management Facility & Plant Reserve \$600K (for the compactor rebuild);
- 121 – Waste Management Facility and Plant Reserve (\$3.82M) – The works for the Transfer station plus the site rehabilitation jobs that have not progressed, are the biggest cause of this variance. It is forecast that these jobs will be deferred until next financial year.

Investment Report

Pursuant to the Council's Investment Policy, a report is to be provided to the Council on a monthly basis, detailing the investment portfolio in terms of performance and counterparty percentage exposure of total portfolio. The report is also to provide details of investment income earned against budget, whilst confirming compliance of the portfolio with legislative and policy limits.

As at 31 May 2020, the value of the City's invested funds totalled \$77.99M, up from \$76.99M as at 30 April 2020. The increase is due a \$3.0M transfer from the 11AM account and a closure of a term deposit for \$2.0M.

During the month of May four term deposits totalling the amount of \$14.0M matured. One deposit was closed totalling \$2.0M to provide funds for standard operations. Remaining deposits were renewed for a further 110 days at 0.85% on average.

The balance of the 11am account (an intermediary account which offers immediate access to the funds compared to the term deposits and a higher rate of return compared to the cheque account) has increased by \$3.0M with funds to be held temporarily until required for standard operations.

The Airport Development accounts remain steady.

The official cash rate in May remains steady at 0.25%. This will have a strong impact on the City's interest earnings for the foreseeable future. Further drops are unlikely at this stage.

Chief Executive Officer – Corporate Credit Card

There were no transactions made on the Chief Executive Officer's corporate credit card during May 2020.

Statutory Environment

Section 6.4 of the Act and Regulation 34 of the Regulations detail the form and manner in which a local government is to prepare financial activity statements.

Relevant Plans and Policies

There are no relevant plans or policies to consider in relation to this matter.

Financial Implications

Any financial implications are detailed within the context of this report.

Stakeholder Consultation

No external stakeholder consultation was required or undertaken in relation to this matter.

Risk Assessment

An assessment of the potential implications of implementing the officer recommendation has been undertaken using the City's risk management framework, with risks assessed taking into account any controls already in place. No risks of a medium or greater level have been identified.

Options

The Statements of Financial Activity are presented in accordance with Section 6.4 of the Act and Regulation 34 of the Regulations and are to be received. Council may wish to make additional resolutions as a result of having received these reports.

CONCLUSION

As at 31 May 2020, the City's financial performance, although displaying a positive net current position, is still considered at risk of not meeting operational budget expectations by the end of the financial year due to the downturn in operational activity brought on by the COVID-19 global pandemic. This risk has been somewhat mitigated over the later part of May and early part of June due to an uptick in activity resulting from relaxed restrictions.

TIMELINE FOR IMPLEMENTATION OF OFFICER RECOMMENDATION

Not applicable.



CITY OF BUSSETON - INVESTMENT PERFORMANCE REPORT
For the month of May 2020



11am Bank Account As at 31 May 2020

INSTITUTION	RATE	AMOUNT
ANZ 11am At Call Deposit	0.20%	\$ 12,500,000

Term Deposits - Miscellaneous Funds As at 31 May 2020

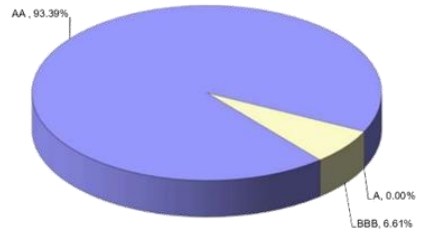
INSTITUTION	RATING	DAYS	MATURITY	RATE	AMOUNT
NAB	AA	182	08-Jun-20	1.54%	\$ 2,000,000
Bendigo	BBB	183	09-Jun-20	1.50%	\$ 1,000,000
Westpac	AA	152	12-Jun-20	1.74%	\$ 2,000,000
NAB	AA	150	22-Jun-20	1.57%	\$ 3,000,000
NAB	AA	274	24-Jun-20	1.63%	\$ 4,000,000
ANZ	AA	92	25-Jun-20	1.16%	\$ 4,000,000
NAB	AA	91	01-Jul-20	1.22%	\$ 4,000,000
NAB	AA	150	09-Jul-20	1.55%	\$ 2,000,000
Westpac	AA	151	22-Jul-20	1.51%	\$ 1,500,000
NAB	AA	120	22-Jul-20	1.30%	\$ 2,000,000
Westpac	AA	122	24-Jul-20	1.20%	\$ 3,000,000
ANZ	AA	122	25-Jul-20	1.14%	\$ 4,000,000
NAB	AA	122	10-Aug-20	1.15%	\$ 3,000,000
ANZ	AA	122	15-Aug-20	0.89%	\$ 3,500,000
Westpac	AA	122	17-Aug-20	0.95%	\$ 1,500,000
ANZ	AA	122	24-Aug-20	0.83%	\$ 3,000,000
Westpac	AA	122	24-Aug-20	0.95%	\$ 2,000,000
Bendigo	BBB	122	28-Aug-20	0.85%	\$ 3,000,000
Westpac	AA	123	06-Sep-20	0.95%	\$ 5,000,000
ANZ	AA	123	24-Sep-20	0.81%	\$ 3,000,000
Westpac	AA	123	24-Sep-20	0.80%	\$ 4,000,000

Total of Term Deposits \$ 60,500,000

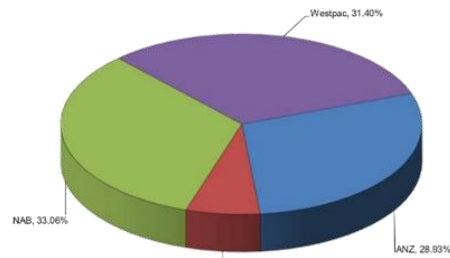
Weighted Average Annual Rate of Return 1.16%

Investment Graphs

Summary of Term Deposits by S & P Rating (Excludes WATC and 11am Cash Account Funds)



Summary of Term Deposits by Institution (Excludes WATC and 11am Cash Account Funds)



Airport Redevelopment Funds As at 31 May 2020

WA Treasury Corp. - Overnight Cash Deposit Facility	0.20%	\$ 1,963,252
WA Treasury Corp. - State Bonds	02-Sep-19	Matured

Total of Airport Redevelopment Funds - WATC \$ 1,963,252

Nil

Total of Airport Redevelopment Funds - Bank Term Deposits \$0

ANZ Cash Account	AA	NA	NA	0.15%	\$ 3,027,785
------------------	----	----	----	-------	--------------

Total of Airport Redevelopment Funds - Other \$ 3,027,785

Total of Airport Redevelopment Funds \$ 4,991,037

Interest Received 2015/16	\$ 609,666
Interest Received 2016/17	\$ 1,158,623
Interest Received 2017/18	\$ 631,835
Interest Received 2018/19	\$ 121,836
Interest Received 2019/20	\$ 42,056
Interest Accrued but not yet Received	\$ 334
Total Interest Airport Funds (Non-Reserve) at month's end	\$ 2,564,349
Interest Transferred out and held in City Reserve Account 136	\$ 1,085,630
Interest Transferred out to Municipal Funds	\$ 23,227
Interest Earned (incl. Accrued) on Funds Held in City Reserve A/c 136	\$ 70,800

(Note: Funds held with the WATC are in accordance with the Airport Redevelopment Funding Contract and the Foreshore Development Contract and are not held within the requirements of the City's Investment Policy 218)

SUMMARY OF ALL INVESTMENTS HELD

	As at 1 year ago	As at 30 June 2019	As at 31 May 2020
11am Bank Account	\$ 9,000,000	\$ 11,500,000	\$ 12,500,000
Term Deposits - Misc. Funds	\$ 58,000,000	\$ 54,000,000	\$ 60,500,000
Foreshore Development Funds - WATC	\$ -	\$ -	\$ -
Airport Redevelopment - WATC Deposits	\$ 4,949,542	\$ 4,950,336	\$ 1,963,252
Airport Redevelopment - Bank Term Deposit	\$ -	\$ -	\$ -
Airport Redevelopment - ANZ Cash A/c	\$ 2,785	\$ 2,785	\$ 3,027,785
Total of all Investments Held	\$ 71,952,327	\$ 70,453,122	\$ 77,991,037

TOTAL INTEREST RECEIVED AND ACCRUED \$ 1,606,576 \$ 1,724,414 \$ 1,069,449

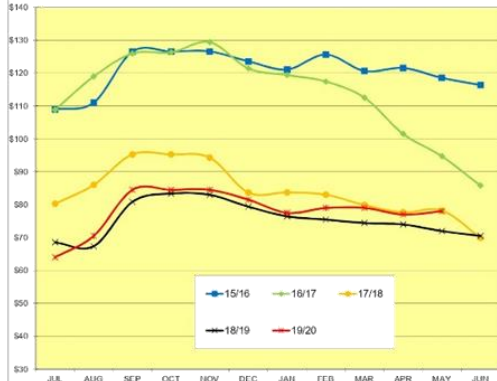
INTEREST BUDGET \$ 1,085,117 \$ 1,182,760 \$ 1,326,350

(Note: Interest figures relate to City general funds only and does not include interest allocated to specific areas such as the Airport Redevelopment)

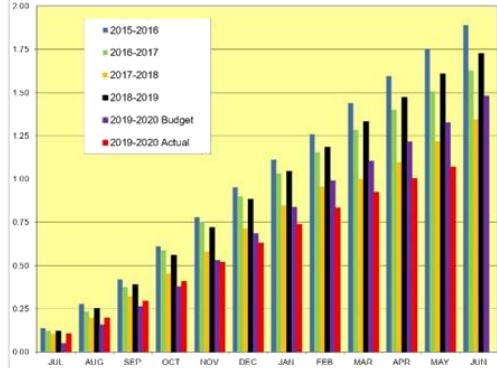
Statement of Compliance with Council's Investment Policy 218

- All funds are to be invested within legislative limits. **Fully Compliant**
- All individual funds held within the portfolio are not to exceed a set percentage of the total portfolio value. **Fully Compliant**
- The amount invested based upon the Fund's Rating is not to exceed the set percentages of the total portfolio. **Fully Compliant**
- The amount invested based upon the Investment Horizon is not to exceed the set percentages of the total portfolio. **Fully Compliant**

Balance of Investments (\$millions)



Interest Earned on Investments (\$millions)



City of Busselton

Statement of Financial Activity

Year to Date As At 31 May 2020

	2019/2020 Actual YTD \$	2019/2020 Amended Budget YTD \$	2019/2020 Original Budget YTD \$	2019/2020 Amended Budget \$	2019/2020 Original Budget \$	2019/20 YTD Bud (A) Variance %
Revenue from Ordinary Activities						
Rates	51,984,116	51,573,793	51,573,793	51,617,412	51,617,412	0.80%
Operating Grants, Subsidies and Contributions	5,825,092	3,585,602	3,534,913	4,977,647	4,926,958	62.46%
Fees & Charges	14,480,952	15,557,363	15,478,200	16,292,090	16,292,090	-6.92%
Other Revenue	399,320	468,163	468,163	551,510	551,510	-14.70%
Interest Earnings	1,709,552	1,781,600	1,781,600	1,955,000	1,955,000	-4.04%
	74,399,032	72,966,521	72,836,669	75,393,659	75,342,970	1.96%
Expenses from Ordinary Activities						
Employee Costs	(29,123,152)	(30,565,846)	(30,565,846)	(33,303,930)	(33,303,930)	4.72%
Materials & Contracts	(14,942,291)	(17,223,662)	(16,391,917)	(19,058,249)	(18,226,504)	13.25%
Utilities (Gas, Electricity, Water etc)	(2,271,413)	(2,515,270)	(2,515,270)	(2,774,257)	(2,774,257)	9.70%
Depreciation on non current assets	(20,932,557)	(21,000,208)	(21,000,208)	(22,870,222)	(22,870,222)	0.32%
Insurance Expenses	(730,852)	(727,629)	(727,629)	(733,960)	(733,960)	-0.44%
Other Expenditure	(2,471,011)	(3,088,995)	(3,013,995)	(4,995,811)	(4,920,811)	20.01%
Allocations	1,801,267	1,999,319	1,999,319	2,161,452	2,161,452	9.91%
	(68,670,010)	(73,122,291)	(72,215,546)	(81,574,977)	(80,668,232)	6.09%
Borrowings Cost Expense						
Interest Expenses	(1,029,717)	(1,029,440)	(1,029,440)	(1,273,688)	(1,273,688)	-0.03%
	(1,029,717)	(1,029,440)	(1,029,440)	(1,273,688)	(1,273,688)	-0.03%
Non-Operating Grants, Subsidies and Contributions	9,791,716	10,289,521	8,305,880	24,388,690	32,042,712	-4.84%
Profit on Asset Disposals	83,569	70,050	78,050	70,050	78,050	19.30%
Loss on Asset Disposals	(245,281)	(30,069)	(43,935)	(147,269)	(161,135)	-715.73%
	9,630,004	10,329,502	8,339,995	24,311,471	31,959,627	-6.77%
Net Result	14,329,309	9,144,292	7,931,678	16,856,465	25,360,677	56.70%
Adjustments for Non-cash Revenue & Expenditure						
Depreciation	20,932,557	21,000,208	21,000,208	22,870,222	22,870,222	
Donated Assets	(341,133)	(924,000)	(924,000)	(8,224,000)	(8,224,000)	
(Profit)/Loss on Sale of Assets	161,712	(39,981)	(34,115)	77,219	83,085	
Allocations & Other Adjustments	148,999	0	0	0	0	
Deferred Pensioner Movements (Non-current)	19,710	0	0	0	0	
Recording of Employee Benefit Provisions (NC)	0	0	0	0	0	
Deposit & Bonds Movements (cash backed NC)	(499,254)	0	0	0	0	
Capital Revenue & (Expenditure)						
Land & Buildings	(4,332,126)	(8,021,652)	(16,188,071)	(8,861,113)	(18,097,358)	45.99%
Plant & Equipment	(3,506,045)	(4,840,850)	(4,445,913)	(4,885,350)	(4,493,000)	27.57%
Furniture & Equipment	(635,312)	(1,024,718)	(1,040,818)	(1,113,069)	(1,129,169)	38.00%
Infrastructure	(15,955,641)	(32,475,366)	(31,431,426)	(38,328,246)	(36,851,773)	50.87%
Proceeds from Sale of Assets	3,219,882	703,550	771,050	3,409,080	3,476,580	357.66%
Proceeds from New Loans	95,000	150,000	150,000	150,000	150,000	-36.67%
Self Supporting Loans - Repayment of Principal	64,681	61,213	61,213	76,055	76,055	5.67%
Total Loan Repayments - Principal	(2,804,579)	(2,801,114)	(2,801,114)	(3,297,412)	(3,297,412)	-0.12%
Repayment Capital Lease	0	0	(569,472)	0	(759,300)	0.00%
Advances to Community Groups	(50,000)	(150,000)	(150,000)	(150,000)	(150,000)	66.67%
Transfer to Restricted Assets	(646,151)	(55,099)	(55,099)	(60,100)	(60,100)	-1072.71%
Transfer from Restricted Assets	2,151,179	3,522	0	6,319,121	6,315,599	60978.35%
Transfer to Reserves	(18,015,500)	(16,378,535)	(16,327,846)	(22,238,731)	(21,878,042)	-9.99%
Transfer from Reserves	9,292,139	15,180,665	15,524,208	35,648,783	34,856,860	-38.79%
Opening Funds Surplus/ (Deficit)	1,751,076	1,751,076	1,751,076	1,751,076	1,751,076	
Net Current Position - Surplus / (Deficit)	5,380,505	(18,716,789)	(26,778,441)	0	0	

City of Busselton

Net Current Position

Year to Date As At 31 May 2020

	2019/20 Actual	2019/20 Amended Budget	2019/20 Original Budget	2018/19 Actual
	\$	\$	\$	\$
NET CURRENT ASSETS				
CURRENT ASSETS				
Cash - Unrestricted	3,001,974	646,604	646,604	3,204,485
Cash - Restricted	74,336,993	47,398,760	47,833,516	67,067,833
Sundry Debtors	1,952,098	1,800,000	1,800,000	1,809,547
Rates Outstanding - General	2,264,553	1,280,000	1,280,000	1,284,090
Stock on Hand	16,543	24,981	24,981	24,980
	<u>81,572,160</u>	<u>51,150,345</u>	<u>51,585,101</u>	<u>73,390,935</u>
LESS: CURRENT LIABILITIES				
Bank Overdraft		0	0	0
Sundry Creditors	1,854,662	3,751,585	3,751,585	4,572,026
Performance Bonds	2,444,256	2,943,510	2,943,510	2,943,510
	<u>4,298,918</u>	<u>6,695,095</u>	<u>6,695,095</u>	<u>7,515,536</u>
Current Position (inclusive of Restricted Funds)	77,273,241	44,455,250	44,890,006	65,875,399
Add: Cash Backed Liabilities (Deposits & Bonds)	2,444,256	2,943,510	2,943,510	2,943,510
Less: Cash - Restricted Funds	(74,336,993)	(47,398,760)	(47,833,516)	(67,067,833)
NET CURRENT ASSET POSITION	<u>5,380,505</u>	<u>0</u>	<u>0</u>	<u>1,751,076</u>

City of Busseton

Capital Acquisition Report

Property, Plant & Equipment, Infrastructure

For the Period Ended 31 May 2020

Description	2019/20 Actual YTD	2019/20 Amended Budget YTD	2019/20 Original Budget YTD	2019/20 Amended Budget	2019/20 Original Budget	2019/20 Budget YTD Variance
	\$	\$	\$	\$	\$	%
>> Property, Plant & Equipment						
Land						
10370 Busseton Cemetery	71,308	0	0	100,000	100,000	0.00%
10610 Property Services Administration	4,609	0	0	100,000	100,000	0.00%
	75,917	0	0	200,000	200,000	0.00%
Buildings						
Major Projects						
Major Project - Busseton Foreshore						
B9570 Foreshore East-Youth Precinct Community Youth Building/SLSC	9,345	7,500	7,500	10,000	10,000	24.59%
B9584 Jetty Depot - Maintenance Compound	19,870	0	0	0	0	0.00%
B9600 Old Vasse Lighthouse	25,755	25,755	96,000	25,755	120,000	0.00%
	54,970	33,255	103,500	35,755	130,000	65.30%
Major Project - Library Expansion						
B9516 Busseton Library Upgrade	71,462	315,875	315,875	361,000	361,000	-77.38%
	71,462	315,875	315,875	361,000	361,000	-77.38%
Major Project - Administration Building						
B9010 Civic and Administration Centre Minor Upgrades	43,170	44,165	44,165	53,000	53,000	-2.25%
	43,170	44,165	44,165	53,000	53,000	-2.25%
Buildings (Other)						
B9109 Hithergreen Building Renovations	0	63,151	63,151	68,890	68,890	-100.00%
B9300 Aged Housing Capital Improvements - Winderlup	18,251	60,000	60,000	80,000	80,000	-69.58%
B9301 Aged Housing Capital Improvements - Harris Road	24,275	40,000	40,000	60,000	60,000	-39.31%
B9302 Aged Housing Capital Improvements - Winderlup Court (City)	5,070	87,500	87,500	151,000	151,000	-94.21%
B9407 Busseton Senior Citizens	228,985	1,066,494	1,066,494	1,163,450	1,163,450	-78.53%
B9511 ArtGeo Building	41,413	30,162	30,162	32,900	32,900	37.30%
B9517 GLC - Pool Relining	0	0	45,837	0	50,000	0.00%
B9534 Community Resource Centre	3,727	5,156	5,156	5,160	5,160	-27.71%
B9556 NCC Upgrade	0	41,665	41,665	50,000	50,000	-100.00%
B9588 Old Court House Building Upgrade	55,597	68,750	68,750	75,000	75,000	-19.13%
B9591 Performing Arts Convention Centre	346,042	416,663	416,663	500,000	500,000	-16.95%
B9596 GLC Building Improvements	132,131	793,908	440,408	879,400	525,900	-83.36%
B9604 Womens Change Facility Bovell	90,174	83,214	76,714	90,185	83,685	8.36%
B9605 Energy Efficiency Initiatives (Various Buildings)	176,697	170,928	170,928	177,378	177,378	3.37%
B9606 King Street Toilets	81,656	200,000	200,000	200,000	200,000	-59.17%
B9607 General Buildings Asset Renewal Allocation (Various Building)	79,872	83,335	83,335	100,000	100,000	-4.16%
B9608 Demolition Allocation (Various Buildings)	22,778	20,835	20,835	25,000	25,000	9.32%
B9609 GLC Stadium Expansion	0	42,500	22,500	50,000	30,000	-100.00%
B9610 Old Butter Factory	707,514	746,189	596,189	800,385	650,385	-5.18%
B9716 Airport Terminal Stage 2	196,679	191,468	11,458,337	191,468	12,500,000	2.72%
B9717 Airport Construction, Existing Terminal Upgrade	1,745,103	3,144,869	458,337	3,186,532	500,000	-44.58%
B9719 Busseton Works Depot - Toilets and Sewer	34,961	41,665	41,665	50,000	50,000	-16.09%
B9808 Busseton Jetty Tourist Park Upgrade	95,682	229,905	229,905	274,610	274,610	-58.38%
	4,086,606	7,628,357	15,724,531	8,211,358	17,353,358	-46.46%
Total Buildings	4,256,208	8,021,652	16,188,071	8,661,113	17,897,358	-46.97%
Plant & Equipment						
10000 Members of Council	39,339	40,000	40,000	40,000	40,000	-1.65%
10001 Office of the CEO	61,283	65,000	65,000	65,000	65,000	-5.72%
10115 Major Projects Administration	75,307	80,000	80,000	80,000	80,000	-5.87%
10200 Financial Services	38,427	40,000	40,000	40,000	40,000	-3.93%
10250 Information & Communication Technology Services	32,718	35,000	35,000	35,000	35,000	-6.52%
10510 Governance Support Services	38,683	40,000	40,000	40,000	40,000	-3.29%
10521 Human Resources & Payroll	34,146	35,000	35,000	35,000	35,000	-2.44%
10530 Community Services Administration	6,975	0	0	0	0	0.00%
10591 Geographie Leisure Centre	33,033	35,000	35,000	35,000	35,000	-5.62%
10600 Busseton Jetty Tourist Park	13,655	16,000	16,000	16,000	16,000	-14.66%
10800 Planning Directorate Support	37,632	40,000	40,000	40,000	40,000	-5.92%
10910 Building Services	65,403	70,000	70,000	70,000	70,000	-6.57%
10950 Animal Control	25,149	50,000	50,000	50,000	50,000	-49.70%
10980 Other Law, Order & Public Safety	75,448	55,000	55,000	55,000	55,000	37.18%
11101 Engineering Services Administration	39,355	40,000	40,000	40,000	40,000	-1.51%
11107 Engineering Services Design	0	4,500	4,500	9,000	9,000	-100.00%
11150 Asset Management Administration	32,369	35,000	35,000	35,000	35,000	-7.52%

City of Busseton

Capital Acquisition Report

Property, Plant & Equipment, Infrastructure

For the Period Ended 31 May 2020

Description	2019/20 Actual YTD	2019/20 Amended Budget YTD	2019/20 Original Budget YTD	2019/20 Amended Budget	2019/20 Original Budget	2019/20 Budget YTD Variance
11151 Airport Operations	0	0	30,000	0	30,000	0.00%
11156 Airport Development Operations	1,395,042	1,512,350	0	1,512,350	0	-7.76%
11401 Transport - Workshop	0	20,000	28,413	20,000	31,000	-100.00%
11402 Plant Purchases (P10)	640,030	1,495,000	2,295,000	1,495,000	2,295,000	-57.19%
11403 Plant Purchases (P11)	477,854	628,000	632,000	628,000	632,000	-23.91%
11404 Plant Purchases (P12)	309,529	320,000	595,000	320,000	595,000	-3.27%
11406 Plant Purchases (P14)	560	0	0	40,000	40,000	0.00%
11407 P&E - P&G Smart Technologies	0	150,000	150,000	150,000	150,000	-100.00%
11500 Operations Services Administration	34,108	35,000	35,000	35,000	35,000	-2.55%
	3,506,045	4,840,850	4,445,913	4,885,350	4,493,000	-27.57%
Furniture & Office Equipment						
10250 Information & Communication Technology Services	466,058	622,259	622,259	678,842	678,842	-25.10%
10251 Business Systems	100	0	0	0	0	0.00%
10530 Community Services Administration	0	12,000	12,000	12,000	12,000	-100.00%
10590 Naturaliste Community Centre	7,292	15,622	15,622	19,227	19,227	-53.32%
10591 Geographe Leisure Centre	5,000	30,250	30,250	33,000	33,000	-83.47%
10616 Winderup Villas Aged Housing	0	0	8,500	0	8,500	0.00%
10617 Harris Road Aged Housing	0	0	7,600	0	7,600	0.00%
10625 Art Geo Administration	45,000	10,000	10,000	10,000	10,000	350.00%
10900 Cultural Planning	46,115	55,000	55,000	55,000	55,000	5.66%
11156 Airport Development Operations	65,747	275,000	275,000	300,000	300,000	-76.09%
B1361 YCAB (Youth Precinct Foreshore)	0	4,587	4,587	5,000	5,000	-100.00%
	635,312	1,024,718	1,040,818	1,113,069	1,129,169	-36.83%
Sub-Total Property, Plant & Equipment	8,471,351	13,887,220	21,674,802	14,859,532	23,719,527	-38.91%
>> Infrastructure						
Major Project - Busseton Foreshore						
C0053 Car Parking - Rear of Hotel Site 1	198,884	804,066	437,500	866,566	500,000	-75.27%
C0054 Barnard East Car Parking	451	72,581	72,581	79,180	79,180	-99.38%
C3094 Busseton Foreshore - Stage 3	189,652	217,316	217,316	237,082	237,082	-17.46%
C3112 Busseton Foreshore - Exercise Equipment	150	183,358	113,113	217,645	123,400	-99.92%
C3113 Busseton Tennis Club - Infrastructure	595,918	636,914	836,914	668,604	868,604	-6.44%
C3168 Busseton Foreshore Jetty Precinct	159,155	166,628	166,628	181,774	181,774	-4.49%
C3182 Relocation of Veteran Car Club	109,638	105,071	105,071	109,640	109,640	4.35%
C3189 Possum Park Barnard East Upgrade	363	28,750	28,750	30,000	30,000	-98.74%
C3206 Landscaping - Old Busseton Tennis Club Site	66,200	517,500	437,500	580,000	500,000	-87.21%
C3207 Barnard East Underground Power	753	152,394	152,394	166,250	166,250	-99.51%
C3208 Barnard East Landscaping	10,909	220,000	220,000	240,000	240,000	-95.04%
F0089 Barnard East Footpaths	0	83,636	83,636	91,240	91,240	-100.00%
	1,332,073	3,188,214	2,871,403	3,467,981	3,127,170	-58.54%
Major Project - Administration Building						
C0043 Administration Building Carpark	0	75,000	75,000	100,000	100,000	-100.00%
	0	75,000	75,000	100,000	100,000	-100.00%
Major Project - Lou Weston Oval						
C3186 Lou Weston Oval - Courts	1,005,479	1,726,450	1,726,450	1,883,400	1,883,400	-41.76%
	1,005,479	1,726,450	1,726,450	1,883,400	1,883,400	-41.76%

City of Busselton

Capital Acquisition Report

Property, Plant & Equipment, Infrastructure

For the Period Ended 31 May 2020

Description	2019/20 Actual YTD	2019/20 Amended Budget YTD	2019/20 Original Budget YTD	2019/20 Amended Budget	2019/20 Original Budget	2019/20 Budget YTD Variance
Footpaths Construction						
F0019 College Avenue	277,570	281,391	330,000	288,000	360,000	-1.36%
F0051 Chester Way Dunsborough - New Footpath	70,886	91,663	91,663	100,000	100,000	-22.67%
F0066 Bussell Highway Footpath Sections	177,460	323,620	323,620	353,047	353,047	-45.16%
F0080 Margaret St DUP Renewal	73,344	73,337	73,337	80,000	80,000	0.01%
F0081 Windlemere Drive Dunsborough - New Path	120,716	134,750	134,750	147,000	147,000	-10.42%
F0082 King Street - New Path	186,698	165,000	165,000	180,000	180,000	13.15%
F0083 Bell Drive - New Path Completing Missing Sections	39,753	47,674	47,674	52,000	52,000	-16.62%
F0084 Thompson Way - New Path	22,264	33,924	33,924	37,000	37,000	-34.37%
F0085 Paterson Drive - New Footpath & Foot Bridge	341	70,323	70,323	76,720	76,720	-99.51%
F0086 Holgate Road Path - Renewal as per AMP	8,027	14,080	14,080	15,360	15,360	-42.99%
F0087 Sanctuary Grove Path - Renewal as per AMP	29,286	36,663	36,663	40,000	40,000	-20.12%
F0088 Ella Gladstone Drive Path - Renewal as per AMP	20,932	12,584	12,584	13,720	13,720	66.34%
F0090 DAP - Disability Access	25,018	45,837	45,837	50,000	50,000	-45.42%
F0091 Criterion Track Bovell Oval	17,768	16,291	16,291	17,768	17,768	9.07%
	1,070,063	1,347,137	1,395,746	1,450,615	1,522,615	-20.57%
Drainage Construction - Street						
D0009 Busselton LIA - Geocatch Drain Partnership WSUD Improvements	480	0	0	30,000	30,000	0.00%
D0017 Chain Avenue - Drainage Works	41,619	41,621	0	41,621	0	-0.01%
D0020 Glenmeer Ramble Drainage Upgrade	0	46,475	46,475	50,700	50,700	-100.00%
D0021 Chugg Road Drainage Upgrade	72,174	91,674	91,674	100,000	100,000	-21.27%
D0022 West Street Drainage Improvements	5,947	11,506	11,506	12,551	12,551	-48.31%
	120,220	191,276	149,655	234,872	193,251	-37.15%
Car Parking Construction						
C0013 Yallingup Beach Car Park	76,128	69,656	60,929	75,199	66,472	9.29%
C0044 Meelup Coastal Nodes - Carpark upgrade	110,217	69,133	69,133	138,270	138,270	59.43%
C0050 Forth Street Groyne Carpark - Formalise and Seal	0	50,050	50,050	54,600	54,600	-100.00%
C0051 Vasse Oval Gravel Car Parking - Dawson (Eastern Side)	2,459	183,337	183,337	200,000	200,000	-88.66%
C0052 Vasse Kaloorup Oval Carpark Development	119,962	258,337	238,337	280,000	260,000	-53.56%
	308,767	630,513	601,786	748,069	719,342	-51.03%
Bridges Construction						
A0014 Bussell Highway - 0241	0	434,000	434,000	744,000	744,000	-100.00%
A0022 Yallingup Beach Road Bridge - 3347	0	0	0	700,000	700,000	0.00%
A0023 Kaloorup Road Bridge - 3381	0	0	0	138,000	138,000	0.00%
A0024 Boallia Road Bridge - 4854	0	0	0	138,000	138,000	0.00%
	0	434,000	434,000	1,720,000	1,720,000	-100.00%
Cycleways Construction						
F1005 End of Trip Facilities for Cyclists	21,268	32,087	32,087	35,000	35,000	-33.72%
F1021 Wayfinding for Cyclists	4,436	13,750	13,750	15,000	15,000	-67.74%
	25,704	45,837	45,837	50,000	50,000	-43.92%
Townscape Construction						
C1001 Queen Street Upgrade - Duchess to Kent Street	76,176	120,000	120,000	120,000	120,000	-36.52%
C1024 Dunsborough Road Access Improvements Stage 1	78,800	177,122	177,122	193,221	193,221	-55.51%
C1026 Townscape Works Dunsborough	12,937	479,424	479,424	523,000	523,000	-97.30%
	167,913	776,546	776,546	836,221	836,221	-78.38%
Boat Ramps Construction						
C1502 Old Dunsborough Boat Ramp Finger Jetty	12,618	10,000	10,000	10,000	10,000	26.18%
C1503 Quindalup Sea Rescue Boat Ramp	258	10,000	10,000	10,000	10,000	-97.42%
C1504 Abbey Boat Ramp Upgrade	1,164	10,000	10,000	10,000	10,000	-88.37%
C1512 Port Geographe Boat Ramp Renewal Works	503,898	415,074	431,574	454,310	470,810	21.40%
	517,937	445,074	461,574	484,310	500,810	16.37%
Depot Construction						
C2006 Depot Washdown Facility Upgrades	0	75,625	75,625	82,500	82,500	-100.00%
	0	75,625	75,625	82,500	82,500	-100.00%

City of Busselton

Capital Acquisition Report

Property, Plant & Equipment, Infrastructure

For the Period Ended 31 May 2020

Description	2019/20 Actual YTD	2019/20 Amended Budget YTD	2019/20 Original Budget YTD	2019/20 Amended Budget	2019/20 Original Budget	2019/20 Budget YTD Variance
Beach Restoration						
C2504 Groyne Construction	0	20,856	20,856	22,754	22,754	-100.00%
C2512 Sand Re-Nourishment	247,423	226,383	226,383	259,240	259,240	9.29%
C2520 Coastal Protection Works	16,397	50,413	50,413	55,000	55,000	-67.47%
C2523 Broadwater Beach Coastal Protection Stage 1 of 4	89,674	304,743	394,743	313,355	403,355	-70.57%
C2524 Wonnerup Coastal Defence (Groyne)	3,321	0	0	0	0	0.00%
C2525 Wonnerup Groynes 3, 5, & 6	143,823	136,030	124,663	147,367	136,000	5.73%
C2526 Baudin/ Wonnerup Groynes	121,642	264,385	264,385	288,419	288,419	-53.99%
C2527 Storm Damage Renewal of Infrastructure	6,288	10,714	10,714	11,692	11,692	-41.31%
C2528 Craig Street Groyne and Sea Wall	167,724	168,172	77,187	175,194	84,209	-0.27%
	796,292	1,181,696	1,169,344	1,273,021	1,260,669	-32.61%
Parks, Gardens & Reserves						
C3007 Park Furniture Replacement - Replace aged & unsafe Equip	10,552	27,500	27,500	30,000	30,000	-61.63%
C3017 Bovell Park - Upgrade Lighting	72,099	66,088	66,088	72,100	72,100	9.10%
C3024 Dunsborough Oval - Lighting Upgrade	55,000	50,413	50,413	55,000	55,000	9.10%
C3046 Dunsborough - BMX/ Skatebowl	5,144	5,000	5,000	5,000	5,000	2.88%
C3048 BBQ Placement and Replacement	3,617	15,000	15,000	15,000	15,000	-75.89%
C3066 West Swim Jetty	61	20,000	20,000	20,000	20,000	-99.69%
C3096 Yallingup Park - Upgrades	7,768	14,000	14,000	14,000	14,000	-44.51%
C3103 Youth Skate Park	11,755	15,000	15,000	15,000	15,000	-21.63%
C3116 Dawson Park (McIntyre St Pos)	0	110,000	110,000	110,000	110,000	-100.00%
C3122 Rails to Trails - Continuation of Implementation Plan	132,559	533,206	533,206	544,757	544,757	-75.14%
C3136 Vasse Oval Kaloorup - Grassing of Existing Oval	46,652	120,000	120,000	120,000	120,000	-61.12%
C3145 Churchill Park	96,340	526,483	526,483	533,439	533,439	-81.70%
C3146 Dunsborough Town Centre/ Foreshore	1,162	15,000	15,000	15,000	15,000	-92.25%
C3158 Port Geographe - Casurina Replacements on Layman Road	17,664	16,192	16,192	17,664	17,664	9.09%
C3159 Port Geographe - Burger Cove (Western Side of Bridge)	27,705	23,462	23,462	24,000	24,000	18.09%
C3160 Port Geographe - Reticulated POS at Layman Road	18,423	17,500	17,500	17,500	17,500	5.28%
C3163 Port Geographe - Outstanding Minor Repairs	14,999	13,750	13,750	15,000	15,000	9.08%
C3166 Vasse River Foreshore - Bridge to Bridge	36,451	100,287	100,287	109,399	109,399	-63.65%
C3176 Geographe Bay Road (Earnshaw) Coastal Fencing Renewal	2,939	10,000	10,000	10,000	10,000	-70.61%
C3177 Shade Sail Program Dawson Park/ Cloisters	47,105	50,000	50,000	50,000	50,000	-5.79%
C3187 Port Geographe Reticulation Upgrades	19,526	61,259	61,259	66,823	66,823	-68.13%
C3192 Foreshore Renewal HighStreet to CareyStreet	17,540	26,000	26,000	26,000	26,000	-32.54%
C3193 Cricket Wicket Renewal	11,639	11,913	11,913	13,000	13,000	-2.30%
C3194 Meelup Regional Park - Capital Projects	0	122,250	122,250	163,000	163,000	-100.00%
C3195 Centennial Park (West of Banks Ave) - Lighting Renewal	4,274	9,163	9,163	10,000	10,000	-53.36%
C3196 Centennial Park (West of Banks Av) - Renewal of Beach Shower	8,495	9,163	9,163	10,000	10,000	-7.29%
C3197 Riverbank POS - Renewal of Riverbank Platform	8,780	10,000	10,000	10,000	10,000	-12.20%
C3198 Vasse SAR Area General Improvements to the Area	22,356	25,000	25,000	25,000	25,000	-10.58%
C3199 Vasse SAR Area Installation of Shade Sails	0	25,000	25,000	25,000	25,000	-100.00%
C3200 Provence SAR Area General Improvements to the Area	2,535	56,250	56,250	75,000	75,000	-95.49%
C3201 Port Geographe - Stage 3 Reticulation Upgrade	155,355	137,500	137,500	150,000	150,000	12.99%
C3202 Port Geographe Street Light Replacement	26,455	50,000	50,000	50,000	50,000	-47.09%
C3203 Port Geographe General Improvements/ Foreshore	9,825	30,000	30,000	30,000	30,000	-67.25%
C3204 Port Geographe Eastern Side of Footbridge Landscaping Upgrad	2,367	20,000	20,000	20,000	20,000	-88.17%
C3205 Port Geographe Native Planting area in front Sensations cafe	14,708	15,000	15,000	15,000	15,000	-1.95%
C3209 Busselton Town Centre CBD	0	15,000	15,000	15,000	15,000	-100.00%
C3210 McBride Park - POS Upgrade	55	32,538	32,538	32,538	32,538	-99.83%
C3211 Tulloh St (Geographe Bay Road) - POS Upgrade	0	90,332	90,332	90,332	90,332	-100.00%
C3212 Siesta Park -Beach Access - POS Upgrade	0	13,056	13,056	13,056	13,056	-100.00%
C3213 Cabarita Road - POS Upgrade	55	100,000	100,000	100,000	100,000	-99.94%
C3214 Kingsford Road - POS Upgrade	0	150,653	150,653	150,653	150,653	-100.00%
C3215 Monash Way - POS Upgrade	0	167,174	167,174	167,174	167,174	-100.00%
C3216 Wagon Road - POS Upgrade	0	167,174	167,174	167,174	167,174	-100.00%
C3217 Limestone Quarry - POS Upgrade	0	167,174	167,174	167,174	167,174	-100.00%
C3218 Dolphin Road - POS Upgrade	0	91,000	91,000	91,000	91,000	-100.00%
C3219 Kingfish/ Castello - POS Upgrade	0	0	0	91,000	91,000	0.00%
C3220 Quindalup Old Tennis Courts Site - POS Upgrade	0	0	0	149,587	149,587	0.00%
C3221 Cape Naturalise - POS Upgrade	0	0	0	167,392	167,392	0.00%
C3222 King St Reserve Park - POS Upgrade	15,758	147,348	147,348	147,348	147,348	-89.31%
C3497 Busselton Jetty - Capital Expenditure	165,624	1,275,000	1,275,000	1,700,000	1,700,000	-87.01%
	1,093,343	4,773,828	4,773,828	5,731,110	5,731,110	-77.10%
Airport Construction						
C6025 Installation of Bird Netting	107,537	185,240	185,240	185,240	185,240	-41.95%
C6026 Airport Car Park Reseal	38,215	130,000	0	130,000	0	-70.60%
C6027 Airport Road Upgrade	151,005	150,000	0	150,000	0	0.67%
	296,757	465,240	185,240	465,240	185,240	-36.21%

City of Busselton

Capital Acquisition Report

Property, Plant & Equipment, Infrastructure

For the Period Ended 31 May 2020

Description	2019/20 Actual YTD	2019/20 Amended Budget YTD	2019/20 Original Budget YTD	2019/20 Amended Budget	2019/20 Original Budget	2019/20 Budget YTD Variance
Cemetery Capital Works						
C1604 Pioneer Cemetery Infrastructure Upgrades	9,300	46,222	46,222	50,425	50,425	-79.88%
C1605 Busselton Cemetery Infrastructure Upgrades	43,800	40,000	40,000	40,000	40,000	9.50%
C1608 Dunsborough Cemetery - Car Park & Internal Upgrades	75,736	74,000	74,000	74,000	74,000	2.35%
C1609 Pioneer Cemetery - Implement Conservation Plan	13,500	20,000	20,000	20,000	20,000	-32.50%
C1610 Dunsborough Cemetery	27,463	20,000	20,000	20,000	20,000	37.32%
	169,799	200,222	200,222	204,425	204,425	-15.19%
Beach Front Infrastructure Works						
C1758 Beach Access Stairs - Bay View Crescent	0	18,249	18,249	19,910	19,910	-100.00%
C1760 King Street Reserve - Park Upgrade (Coastal Node)	5,861	65,538	65,538	71,499	71,499	-91.06%
C1761 Geographe Bay Road (Seagrott Road) Beach Access Renewal	20,354	25,000	25,000	25,000	25,000	-18.58%
	26,215	108,787	108,787	116,409	116,409	-75.90%
Aged Housing - Infrastructure Works						
C3451 Aged Housing Infrastructure (Upgrade)	0	12,000	12,000	12,000	12,000	-100.00%
	0	12,000	12,000	12,000	12,000	-100.00%
Sanitation Infrastructure						
C3479 Vidler Road Waste Site Capital Improvements	105,201	356,103	356,103	388,480	388,480	-70.46%
C3481 Transfer Station Development	43,561	416,636	416,636	454,510	454,510	-89.54%
C3485 Site Rehabilitation - Busselton	4,762	916,674	916,674	1,000,000	1,000,000	-99.48%
C3487 Site Rehabilitation - Dunsborough	290	1,375,000	1,375,000	1,500,000	1,500,000	-99.98%
	153,814	3,064,413	3,064,413	3,342,990	3,342,990	-94.98%
Airport Development						
C6087 Airport Construction Stage 2, Landside Civils & Services Inf	8,850	0	0	0	0	0.00%
C6090 Parks & Gardens Airport Stage 2	52,723	56,500	0	56,500	0	-6.69%
C6091 Airport Construction Stage 2, Noise Management Plan	3,091	797,093	797,093	869,550	869,550	-99.61%
C6092 Airport Construction Stage 2, Airfield	65,968	90,000	0	90,000	0	-26.70%
C6099 Airport Development - Project Expenses	167,725	964,683	1,085,033	1,066,760	1,187,110	-82.61%
	298,356	1,908,276	1,882,126	2,082,810	2,056,660	-84.37%
Main Roads						
S0035 Strelly Street / Barlee Street Roundabout	141,128	111,455	14,905	112,809	16,259	26.62%
S0051 Causeway Road / Rosemary Drive Roundabout	662,226	601,953	1,289,453	656,680	1,406,680	10.01%
S0064 Peel Terrace (Stanley Pl/Cammilleri St Intersection Upgrade)	287,503	390,423	390,423	425,912	425,912	-26.36%
S0068 Georgiana Molloy Bus Bay Facilities	10,848	14,784	0	14,784	0	-26.62%
S0069 Peel Terrace (Brown Street Intersection Upgrades)	30,143	225,357	225,357	245,849	245,849	-86.62%
S0070 Peel & Queen Street Roundabout Service Relocation	21,192	687,500	687,500	750,000	750,000	-96.92%
S0071 Ludlow-Hithergreen Road Safety Improvements	564,490	336,294	336,294	576,500	576,500	67.86%
S0072 Kaloorup Road - Reconstruct and Seal Shoulders	9,829	280,000	280,000	420,000	420,000	-96.49%
S0074 Causeway Road Duplication	0	0	0	500,000	0	0.00%
S0317 Naturaliste Terrace Asphalt Overlay	45,291	45,291	0	45,291	0	0.00%
S0321 Yoongarillup Road - Second Coat Seal	274	46,750	46,750	51,000	51,000	-99.41%
S0322 Wonnerup East Road - Prune re-Shoulder an Reseal	73,068	118,261	118,261	129,000	129,000	-38.21%
S0323 Piggot Road - Second Coat Seal	0	11,935	11,935	13,000	13,000	-100.00%
S0324 Georgette Street - Reconstruction & Kerbs	91	0	61,424	0	67,000	0.00%
S0325 Hansen Road - Asphalt Overlay & Kerbing	55,881	60,522	60,522	66,000	66,000	-7.67%
S0326 Pries Road - Gravel Resheet	4,949	12,155	12,155	13,250	13,250	-59.29%
S0327 Florence Road - Gravel Resheet	20,818	11,726	11,726	12,783	12,783	77.54%
	1,927,731	2,954,406	3,546,705	4,032,858	4,193,233	-34.75%
Roads to Recovery						
T0019 Wonnerup South Road - Reconstruct and Widening (narrow seal)	575,264	572,495	572,495	624,535	624,535	0.48%
T0085 Yoongarillup Road - Reconstruct Intersection at Vasse H/Way	199,855	192,500	192,500	210,000	210,000	3.82%
T0086 Yoongarillup Road - Reconstruct & Widen (Western Section)	510,530	1,354,936	1,354,936	1,478,100	1,478,100	-62.32%
	1,285,649	2,119,931	2,119,931	2,312,635	2,312,635	-39.35%

City of Busselton

Capital Acquisition Report

Property, Plant & Equipment, Infrastructure

For the Period Ended 31 May 2020

Description	2019/20 Actual YTD	2019/20 Amended Budget YTD	2019/20 Original Budget YTD	2019/20 Amended Budget	2019/20 Original Budget	2019/20 Budget YTD Variance
Black Spot						
V0002 Eastern Link - Busselton Traffic Study	2,695,418	2,790,900	2,000,000	3,290,900	2,500,000	-3.42%
V0003 Roundabout to Eastern Link Bridge	300,000	240,000	240,000	300,000	300,000	25.00%
V0004 Eastern Link Shared Path & Environmental Offsets	770	160,000	160,000	200,000	200,000	-99.52%
V0005 Eastern Link Ford Road Environmental Approvals	70,035	100,000	100,000	150,000	150,000	-29.96%
	3,066,223	3,290,900	2,500,000	3,940,900	3,150,000	-6.83%
Council Roads Initiative						
W0003 Franklin Road - Gravel Resheet	20,015	32,087	32,087	35,000	35,000	-37.62%
W0015 Gale Road - Reconstruction (50% Council)	12,036	27,500	27,500	30,000	30,000	-56.23%
W0055 Lindberg Road	29,983	17,083	17,083	18,641	18,641	75.52%
W0067 Ford Road Reconstruct and Asphalt Overlay	215,011	265,837	265,837	290,000	290,000	-19.12%
W0084 Vasse Yallingup Siding Road	32,480	32,326	18,348	33,991	20,013	0.48%
W0091 Carbinup South Road - Gravel Resheet	13,256	17,237	17,237	18,800	18,800	-23.10%
W0094 Fairway Drive - Intersection Works	239,309	247,500	247,500	270,000	270,000	-3.31%
W0114 Wonnerup South Road - Reconstruct and Widening (narrow seal)	362,861	646,668	646,668	705,465	705,465	-43.89%
W0126 Gulbert Road - Gravel Resheet	57,960	55,000	55,000	60,000	60,000	5.38%
W0176 Signage (Alternate CBD Entry)	152	14,663	14,663	16,000	16,000	-98.96%
W0195 Yallingup Beach Road	43,039	43,039	0	43,039	0	0.00%
W0216 Fredrick Street Partial Reconstruction	1,440	36,663	36,663	40,000	40,000	-96.07%
W0224 Jones Way Asphalt Overlay	93,619	86,250	68,002	92,430	74,182	8.54%
W0227 William Drive - Asphalt Overlay, Kerb & Drainage	123,689	157,652	157,652	171,992	171,992	-21.54%
W0230 Short Street - Asphalt Overlay & Kerb	78,005	61,424	61,424	67,000	67,000	27.00%
W0231 Carey Street - Asphalt Overlay & Kerb	931	221,424	160,424	236,000	175,000	-99.58%
W0232 Stanley Street - Asphalt Overlay, Kerbing & Parking	573	134,761	134,761	147,000	147,000	-99.57%
W0233 Centurion Way - Asphalt Overlay & Kerbing	95,385	119,174	119,174	130,000	130,000	-19.96%
W0234 King Street - Reconstruction, Drainage & Asphalt Overlay	282,561	474,837	474,837	518,000	518,000	-40.49%
W0235 Eagle Place - Asphalt Overlay & Kerbing	23,465	29,337	29,337	32,000	32,000	-20.02%
W0236 Achurch Place - Asphalt Overlay & Kerbing	56,030	82,522	82,522	90,000	90,000	-32.10%
W0237 Hovea Crescent - Asphalt Overlay, Kerb & Intersection Works	323,105	198,000	198,000	216,000	216,000	63.18%
W0238 Sutton Way - Asphalt Overlay & Kerb	54,984	65,076	65,076	71,000	71,000	-15.51%
W0239 Silverglen Avenue - Asphalt Overlay, Kerb & Drainage	25,148	36,652	36,652	40,000	40,000	-31.39%
W0240 Metricup Yelverton Road - Gravel Resheet	5,104	52,250	52,250	57,000	57,000	-90.23%
W0241 Hemsley Road - Gravel Resheet	40,369	38,511	38,511	42,000	42,000	4.82%
W0242 Doyle Road - Gravel Resheet	27,473	20,163	20,163	22,000	22,000	36.25%
W0243 Alfred Road - Gravel Resheet	16,205	45,837	45,837	50,000	50,000	-64.65%
W0244 Koorabin Drive - Reconstruction & Intersection	5,810	132,000	132,000	144,000	144,000	-95.60%
W0245 Wilson Avenue Quindalup	13,309	68,522	0	68,522	0	-80.58%
	2,293,307	3,459,995	3,255,208	3,755,880	3,551,093	-33.72%
Sub-Total Infrastructure	15,955,641	32,475,366	31,431,426	38,328,246	36,851,773	-49.89%
Grand Total - Capital Acquisitions	24,757,839	46,362,586	53,106,228	53,187,778	60,571,300	

City of Busselton

Reserves Movement Report

For The Period Ending 31 March 2020

	2019/2020 Actual YTD \$	2019/2020 Amended Budget YTD \$	2019/2020 Original Budget YTD \$	2019/2020 Amended Budget \$	2019/2020 Original Budget \$	2018/2019 Actual \$
100 Airport Infrastructure Renewal Reserve						
Accumulated Reserves at Start of Year	1,821,552.89	1,821,552.89	1,821,552.89	1,821,552.89	1,821,552.89	1,325,501.46
Interest transfer to Reserves	23,719.08	30,411.00	30,411.00	40,548.00	40,548.00	41,231.55
Transfer from Muni	0.00	0.00	0.00	0.00	0.00	536,450.00
Transfer to Muni	(53,768.50)	(92,620.00)	(92,620.00)	(135,250.00)	(156,250.00)	(81,630.12)
	<u>1,791,503.47</u>	<u>1,759,343.89</u>	<u>1,759,343.89</u>	<u>1,726,850.89</u>	<u>1,705,850.89</u>	<u>1,821,552.89</u>
136 Airport Marketing and Incentive Reserve						
Accumulated Reserves at Start of Year	3,396,150.77	3,396,150.77	3,396,150.77	3,396,150.77	3,396,150.77	1,583,014.10
Interest transfer to Reserves	47,209.03	56,709.00	56,709.00	75,612.00	75,612.00	77,306.67
Transfer from Muni	291,150.00	291,150.00	291,150.00	526,416.00	526,416.00	1,735,830.00
Transfer to Muni	0.00	(1,360,230.00)	(1,360,230.00)	(1,360,230.00)	(1,360,230.00)	0.00
	<u>3,734,509.80</u>	<u>2,383,779.77</u>	<u>2,383,779.77</u>	<u>2,637,948.77</u>	<u>2,637,948.77</u>	<u>3,396,150.77</u>
143 Airport Noise Mitigation Reserve						
Accumulated Reserves at Start of Year	890,709.89	890,709.89	890,709.89	890,709.89	890,709.89	0.00
Interest transfer to Reserves	11,594.34	14,877.00	14,877.00	19,836.00	19,836.00	21,159.89
Transfer from Muni	0.00	0.00	0.00	0.00	0.00	869,550.00
Transfer to Muni	0.00	0.00	0.00	(869,550.00)	(869,550.00)	0.00
	<u>902,304.23</u>	<u>905,586.89</u>	<u>905,586.89</u>	<u>40,995.89</u>	<u>40,995.89</u>	<u>890,709.89</u>
147 Airport Development Reserve						
Interest transfer to Reserves	1,064.82	0.00	0.00	0.00	0.00	0.00
Transfer from Muni	124,416.00	124,416.00	124,416.00	165,882.00	165,882.00	0.00
Transfer to Muni	0.00	0.00	0.00	(165,882.00)	(165,882.00)	0.00
	<u>125,480.82</u>	<u>124,416.00</u>	<u>124,416.00</u>	<u>0.00</u>	<u>0.00</u>	<u>0.00</u>
148 Airport Existing Terminal Building Reserve						
Accumulated Reserves at Start of Year	39,882.21	39,882.21	39,882.21	39,882.21	39,882.21	0.00
Interest transfer to Reserves	519.13	666.00	666.00	888.00	888.00	882.21
Transfer from Muni	0.00	0.00	0.00	0.00	0.00	39,000.00
	<u>40,401.34</u>	<u>40,548.21</u>	<u>40,548.21</u>	<u>40,770.21</u>	<u>40,770.21</u>	<u>39,882.21</u>
106 Building Asset Renewal Reserve						
Accumulated Reserves at Start of Year	1,725,055.66	1,725,055.66	1,725,055.66	1,725,055.66	1,725,055.66	1,193,933.21
Interest transfer to Reserves	26,773.00	28,800.00	28,800.00	38,400.00	38,400.00	29,072.58
Transfer from Muni	545,364.00	545,364.00	545,364.00	727,148.00	727,148.00	894,362.38
Transfer to Muni	(34,960.98)	0.00	0.00	(751,536.00)	(751,536.00)	(392,312.51)
	<u>2,262,231.68</u>	<u>2,299,219.66</u>	<u>2,299,219.66</u>	<u>1,739,067.66</u>	<u>1,739,067.66</u>	<u>1,725,055.66</u>
404 Barnard Park Sports Pavilion Building Reserve						
Accumulated Reserves at Start of Year	10,666.20	10,666.20	10,666.20	10,666.20	10,666.20	0.00
Interest transfer to Reserves	335.92	180.00	180.00	240.00	240.00	166.20
Transfer from Muni	22,671.00	22,671.00	22,671.00	30,226.00	30,226.00	10,500.00
	<u>33,673.12</u>	<u>33,517.20</u>	<u>33,517.20</u>	<u>41,132.20</u>	<u>41,132.20</u>	<u>10,666.20</u>

City of Busselton

Reserves Movement Report

For The Period Ending 31 March 2020

	2019/2020 Actual YTD	2019/2020 Amended Budget YTD	2019/2020 Original Budget YTD	2019/2020 Amended Budget	2019/2020 Original Budget	2018/2019 Actual
	\$	\$	\$	\$	\$	\$
405 Railway House Building Reserve						
Accumulated Reserves at Start of Year	16,761.18	16,761.18	16,761.18	16,761.18	16,761.18	0.00
Interest transfer to Reserves	348.98	279.00	279.00	372.00	372.00	261.18
Transfer from Muni	14,724.00	14,724.00	14,724.00	19,635.00	19,635.00	16,500.00
	<u>31,834.16</u>	<u>31,764.18</u>	<u>31,764.18</u>	<u>36,768.18</u>	<u>36,768.18</u>	<u>16,761.18</u>
406 Youth and Community Activities Building Reserve						
Accumulated Reserves at Start of Year	45,712.30	45,712.30	45,712.30	45,712.30	45,712.30	0.00
Interest transfer to Reserves	883.11	765.00	765.00	1,020.00	1,020.00	712.30
Transfer from Muni	32,130.00	32,130.00	32,130.00	42,840.00	42,840.00	45,000.00
Transfer to Muni	0.00	0.00	0.00	(10,000.00)	(10,000.00)	0.00
	<u>78,725.41</u>	<u>78,607.30</u>	<u>78,607.30</u>	<u>79,572.30</u>	<u>79,572.30</u>	<u>45,712.30</u>
407 Busselton Library Building Reserve						
Accumulated Reserves at Start of Year	85,071.29	85,071.29	85,071.29	85,071.29	85,071.29	0.00
Interest transfer to Reserves	1,441.13	1,422.00	1,422.00	1,896.00	1,896.00	1,440.29
Transfer from Muni	34,272.00	34,272.00	34,272.00	45,696.00	45,696.00	83,631.00
Transfer to Muni	0.00	0.00	0.00	(111,000.00)	(111,000.00)	0.00
	<u>120,784.42</u>	<u>120,765.29</u>	<u>120,765.29</u>	<u>21,663.29</u>	<u>21,663.29</u>	<u>85,071.29</u>
131 Busselton Community Resource Centre Reserve						
Accumulated Reserves at Start of Year	190,875.82	190,875.82	190,875.82	190,875.82	190,875.82	156,653.93
Interest transfer to Reserves	2,935.28	3,186.00	3,186.00	4,248.00	4,248.00	4,352.89
Transfer from Muni	64,797.00	64,797.00	64,797.00	86,394.00	86,394.00	29,869.00
Transfer to Muni	0.00	0.00	0.00	(5,160.00)	(5,160.00)	0.00
	<u>258,608.10</u>	<u>258,858.82</u>	<u>258,858.82</u>	<u>276,357.82</u>	<u>276,357.82</u>	<u>190,875.82</u>
408 Busselton Jetty Tourist Park Reserve						
Accumulated Reserves at Start of Year	159,725.80	159,725.80	159,725.80	159,725.80	159,725.80	0.00
Interest transfer to Reserves	3,587.95	2,664.00	2,664.00	3,552.00	3,552.00	3,454.93
Transfer from Muni	194,031.00	194,031.00	194,031.00	258,708.00	258,708.00	218,272.00
Transfer to Muni	0.00	0.00	0.00	(287,610.00)	(287,610.00)	(62,001.13)
	<u>357,344.75</u>	<u>356,420.80</u>	<u>356,420.80</u>	<u>134,375.80</u>	<u>134,375.80</u>	<u>159,725.80</u>
409 Geographe Leisure Centre Building Reserve						
Accumulated Reserves at Start of Year	381,186.42	381,186.42	381,186.42	381,186.42	381,186.42	0.00
Interest transfer to Reserves	6,764.57	6,363.00	6,363.00	8,484.00	8,484.00	7,716.49
Transfer from Muni	195,390.00	195,390.00	195,390.00	260,521.00	260,521.00	476,928.00
Transfer to Muni	(130,000.00)	(400,000.00)	(400,000.00)	(555,900.00)	(555,900.00)	(103,458.07)
	<u>453,340.99</u>	<u>182,939.42</u>	<u>182,939.42</u>	<u>94,291.42</u>	<u>94,291.42</u>	<u>381,186.42</u>
331 Joint Venture Aged Housing Reserve						
Accumulated Reserves at Start of Year	1,085,870.41	1,085,870.41	1,085,870.41	1,085,870.41	1,085,870.41	997,854.77
Interest transfer to Reserves	14,607.57	18,135.00	18,135.00	24,180.00	24,180.00	27,824.81
Transfer from Muni	96,552.00	96,552.00	96,552.00	128,741.00	128,741.00	182,877.12
Transfer to Muni	0.00	0.00	0.00	(152,000.00)	(152,000.00)	(122,686.29)
	<u>1,197,029.98</u>	<u>1,200,557.41</u>	<u>1,200,557.41</u>	<u>1,086,791.41</u>	<u>1,086,791.41</u>	<u>1,085,870.41</u>

City of Busselton

Reserves Movement Report

For The Period Ending 31 March 2020

	2019/2020 Actual YTD \$	2019/2020 Amended Budget YTD \$	2019/2020 Original Budget YTD \$	2019/2020 Amended Budget \$	2019/2020 Original Budget \$	2018/2019 Actual \$
403 Winderup Aged Housing Resident Funded Reserve						
Accumulated Reserves at Start of Year	212,501.16	212,501.16	212,501.16	212,501.16	212,501.16	186,717.69
Interest transfer to Reserves	2,839.34	3,546.00	3,546.00	4,728.00	4,728.00	4,702.72
Transfer from Muni	0.00	0.00	0.00	0.00	0.00	63,103.70
Transfer to Muni	0.00	0.00	0.00	(126,000.00)	(126,000.00)	(42,022.95)
	<u>215,340.50</u>	<u>216,047.16</u>	<u>216,047.16</u>	<u>91,229.16</u>	<u>91,229.16</u>	<u>212,501.16</u>
410 Naturaliste Community Centre Building Reserve						
Accumulated Reserves at Start of Year	63,745.73	63,745.73	63,745.73	63,745.73	63,745.73	0.00
Interest transfer to Reserves	1,253.03	1,062.00	1,062.00	1,416.00	1,416.00	2,078.93
Transfer from Muni	44,784.00	44,784.00	44,784.00	59,708.00	59,708.00	159,147.00
Transfer to Muni	0.00	0.00	0.00	(12,000.00)	(12,000.00)	(97,480.20)
	<u>109,782.76</u>	<u>109,591.73</u>	<u>109,591.73</u>	<u>112,869.73</u>	<u>112,869.73</u>	<u>63,745.73</u>
411 Civic and Administration Building Reserve						
Accumulated Reserves at Start of Year	187,928.40	187,928.40	187,928.40	187,928.40	187,928.40	0.00
Interest transfer to Reserves	4,310.22	3,141.00	3,141.00	4,188.00	4,188.00	2,928.40
Transfer from Muni	211,500.00	211,500.00	211,500.00	282,000.00	282,000.00	185,000.00
Transfer to Muni	0.00	0.00	0.00	(105,920.00)	(105,920.00)	0.00
	<u>403,738.62</u>	<u>402,569.40</u>	<u>402,569.40</u>	<u>368,196.40</u>	<u>368,196.40</u>	<u>187,928.40</u>
412 Vasse Sports Pavilion Building Reserve						
Interest transfer to Reserves	3.47	0.00	0.00	0.00	0.00	0.00
Transfer from Muni	405.00	405.00	405.00	536.00	536.00	0.00
	<u>408.47</u>	<u>405.00</u>	<u>405.00</u>	<u>536.00</u>	<u>536.00</u>	<u>0.00</u>
110 Jetty Maintenance Reserve						
Accumulated Reserves at Start of Year	4,806,278.94	4,806,278.94	4,806,278.94	4,806,278.94	4,806,278.94	4,193,450.51
Interest transfer to Reserves	68,876.78	80,253.00	80,253.00	107,004.00	107,004.00	108,240.24
Transfer from Muni	566,265.00	566,265.00	566,265.00	1,286,516.00	1,286,516.00	1,249,044.00
Transfer to Muni	0.00	(850,000.00)	(850,000.00)	(3,057,095.00)	(2,982,095.00)	(744,455.81)
	<u>5,441,420.72</u>	<u>4,602,796.94</u>	<u>4,602,796.94</u>	<u>3,142,703.94</u>	<u>3,217,703.94</u>	<u>4,806,278.94</u>
150 Jetty Self Insurance Reserve						
Accumulated Reserves at Start of Year	365,698.37	365,698.37	365,698.37	365,698.37	365,698.37	0.00
Interest transfer to Reserves	5,250.10	6,102.00	6,102.00	8,136.00	8,136.00	5,698.37
Transfer from Muni	45,000.00	45,000.00	45,000.00	60,000.00	60,000.00	360,000.00
	<u>415,948.47</u>	<u>416,800.37</u>	<u>416,800.37</u>	<u>433,834.37</u>	<u>433,834.37</u>	<u>365,698.37</u>
222 Asset Depreciation Reserve						
Accumulated Reserves at Start of Year	0.00	0.00	0.00	0.00	0.00	563,412.18
Interest transfer to Reserves	0.00	0.00	0.00	0.00	0.00	14,029.57
Transfer to Muni	0.00	0.00	0.00	0.00	0.00	(577,441.75)
	<u>0.00</u>	<u>0.00</u>	<u>0.00</u>	<u>0.00</u>	<u>0.00</u>	<u>0.00</u>
223 Road Asset Renewal Reserve						
Accumulated Reserves at Start of Year	1,119,116.75	1,119,116.75	1,119,116.75	1,119,116.75	1,119,116.75	1,299,765.50
Interest transfer to Reserves	35,370.04	18,684.00	18,684.00	24,912.00	24,912.00	49,255.16
Transfer from Muni	2,593,593.00	2,593,593.00	2,593,593.00	3,458,128.00	3,458,128.00	2,550,956.00
Transfer to Muni	0.00	0.00	0.00	(4,486,734.00)	(4,161,474.00)	(2,780,859.91)
	<u>3,748,079.79</u>	<u>3,731,393.75</u>	<u>3,731,393.75</u>	<u>115,422.75</u>	<u>440,682.75</u>	<u>1,119,116.75</u>

City of Busselton

Reserves Movement Report

For The Period Ending 31 March 2020

	2019/2020 Actual YTD \$	2019/2020 Amended Budget YTD \$	2019/2020 Original Budget YTD \$	2019/2020 Amended Budget \$	2019/2020 Original Budget \$	2018/2019 Actual \$
224 Footpath/ Cycle Ways Reserve						
Accumulated Reserves at Start of Year	3,670.90	3,670.90	3,670.90	3,670.90	3,670.90	0.00
Interest transfer to Reserves	6,913.81	63.00	63.00	84.00	84.00	3,670.90
Transfer from Muni	888,453.00	888,453.00	888,453.00	1,184,602.00	1,184,602.00	231,906.00
Transfer to Muni	0.00	0.00	0.00	(1,147,590.00)	(1,147,590.00)	(231,906.00)
	<u>899,037.71</u>	<u>892,186.90</u>	<u>892,186.90</u>	<u>40,766.90</u>	<u>40,766.90</u>	<u>3,670.90</u>
226 Other infrastructure (Drainage, Signage, Etc.) Reserve						
Interest transfer to Reserves	2,227.43	0.00	0.00	0.00	0.00	0.00
Transfer from Muni	260,253.00	260,253.00	260,253.00	347,000.00	347,000.00	0.00
Transfer to Muni	0.00	0.00	0.00	(316,950.00)	(316,950.00)	0.00
	<u>262,480.43</u>	<u>260,253.00</u>	<u>260,253.00</u>	<u>30,050.00</u>	<u>30,050.00</u>	<u>0.00</u>
225 Parks, Gardens and Reserves Reserve						
Interest transfer to Reserves	7,792.70	0.00	0.00	0.00	0.00	0.00
Transfer from Muni	910,503.00	910,503.00	910,503.00	1,214,001.00	1,214,001.00	0.00
Transfer to Muni	0.00	0.00	0.00	(1,214,000.00)	(1,134,000.00)	0.00
	<u>918,295.70</u>	<u>910,503.00</u>	<u>910,503.00</u>	<u>1.00</u>	<u>80,001.00</u>	<u>0.00</u>
151 Furniture and Equipment Reserve						
Transfer from Muni	0.00	0.00	0.00	364,900.00	364,900.00	0.00
Transfer to Muni	0.00	0.00	0.00	(364,900.00)	(364,900.00)	0.00
	<u>0.00</u>	<u>0.00</u>	<u>0.00</u>	<u>0.00</u>	<u>0.00</u>	<u>0.00</u>
115 Plant Replacement Reserve						
Accumulated Reserves at Start of Year	1,205,526.70	1,205,526.70	1,205,526.70	1,205,526.70	1,205,526.70	2,185,395.64
Interest transfer to Reserves	17,444.97	20,133.00	20,133.00	26,844.00	26,844.00	61,462.25
Transfer from Muni	675,549.00	675,549.00	675,549.00	900,737.00	900,737.00	1,115,712.71
Transfer to Muni	0.00	(191,000.00)	(191,000.00)	(1,187,450.00)	(1,418,950.00)	(2,157,043.90)
	<u>1,898,520.67</u>	<u>1,710,208.70</u>	<u>1,710,208.70</u>	<u>945,657.70</u>	<u>714,157.70</u>	<u>1,205,526.70</u>
137 Major Traffic Improvements Reserve						
Accumulated Reserves at Start of Year	1,495,577.97	1,495,577.97	1,495,577.97	1,495,577.97	1,495,577.97	432,138.26
Interest transfer to Reserves	26,389.14	24,975.00	24,975.00	33,300.00	33,300.00	30,752.10
Transfer from Muni	846,531.00	846,531.00	846,531.00	1,128,705.00	1,128,705.00	1,211,110.00
Transfer to Muni	(1,000,000.00)	(500,000.00)	(500,000.00)	(2,400,000.00)	(2,400,000.00)	(178,422.39)
	<u>1,368,498.11</u>	<u>1,867,083.97</u>	<u>1,867,083.97</u>	<u>257,582.97</u>	<u>257,582.97</u>	<u>1,495,577.97</u>
132 CBD Enhancement Reserve						
Accumulated Reserves at Start of Year	171,316.34	171,316.34	171,316.34	171,316.34	171,316.34	122,490.23
Interest transfer to Reserves	5,781.96	2,862.00	2,862.00	3,816.00	3,816.00	3,706.11
Transfer from Muni	420,141.00	420,141.00	420,141.00	560,188.00	560,188.00	45,120.00
Transfer to Muni	0.00	0.00	0.00	(643,000.00)	(643,000.00)	0.00
	<u>597,239.30</u>	<u>594,319.34</u>	<u>594,319.34</u>	<u>92,320.34</u>	<u>92,320.34</u>	<u>171,316.34</u>
127 New Infrastructure Development Reserve						
Accumulated Reserves at Start of Year	1,803,171.42	1,803,171.42	1,803,171.42	1,803,171.42	1,803,171.42	1,834,714.76
Interest transfer to Reserves	23,397.48	30,105.00	30,105.00	40,140.00	40,140.00	51,101.03
Transfer from Muni	150,865.80	144,468.00	144,468.00	192,627.00	192,627.00	410,941.00
Transfer to Muni	0.00	(613,400.00)	(613,400.00)	(1,259,942.00)	(1,259,942.00)	(493,585.37)
	<u>1,977,434.70</u>	<u>1,364,344.42</u>	<u>1,364,344.42</u>	<u>775,996.42</u>	<u>775,996.42</u>	<u>1,803,171.42</u>

City of Busselton

Reserves Movement Report

For The Period Ending 31 March 2020

	2019/2020 Actual YTD \$	2019/2020 Amended Budget YTD \$	2019/2020 Original Budget YTD \$	2019/2020 Amended Budget \$	2019/2020 Original Budget \$	2018/2019 Actual \$
141 Commonage Precinct Infrastructure Road Reserve						
Accumulated Reserves at Start of Year	231,223.87	231,223.87	231,223.87	231,223.87	231,223.87	225,574.67
Interest transfer to Reserves	3,009.85	3,861.00	3,861.00	5,148.00	5,148.00	5,649.20
	<u>234,233.72</u>	<u>235,084.87</u>	<u>235,084.87</u>	<u>236,371.87</u>	<u>236,371.87</u>	<u>231,223.87</u>
114 City Car Parking and Access Reserve						
Accumulated Reserves at Start of Year	1,281,336.70	1,281,336.70	1,281,336.70	1,281,336.70	1,281,336.70	875,925.14
Interest transfer to Reserves	19,512.80	21,393.00	21,393.00	28,524.00	28,524.00	30,250.23
Transfer from Muni	378,891.00	378,891.00	378,891.00	505,188.00	505,188.00	538,024.00
Transfer to Muni	0.00	0.00	0.00	(594,115.00)	(427,549.00)	(162,862.67)
	<u>1,679,740.50</u>	<u>1,681,620.70</u>	<u>1,681,620.70</u>	<u>1,220,933.70</u>	<u>1,387,499.70</u>	<u>1,281,336.70</u>
107 Corporate IT Systems Reserve						
Accumulated Reserves at Start of Year	80,398.99	80,398.99	80,398.99	80,398.99	80,398.99	78,625.03
Interest transfer to Reserves	1,046.54	1,341.00	1,341.00	1,788.00	1,788.00	1,773.96
	<u>81,445.53</u>	<u>81,739.99</u>	<u>81,739.99</u>	<u>82,186.99</u>	<u>82,186.99</u>	<u>80,398.99</u>
133 Election, Valuation and Corporate Expenses Reserve						
Accumulated Reserves at Start of Year	499,905.97	499,905.97	499,905.97	499,905.97	499,905.97	149,557.64
Interest transfer to Reserves	7,540.95	8,343.00	8,343.00	11,124.00	11,124.00	8,399.33
Transfer from Muni	112,500.00	112,500.00	112,500.00	150,000.00	150,000.00	350,949.00
Transfer to Muni	(97,576.37)	(110,000.00)	(110,000.00)	(150,000.00)	(150,000.00)	(9,000.00)
	<u>522,370.55</u>	<u>510,748.97</u>	<u>510,748.97</u>	<u>511,029.97</u>	<u>511,029.97</u>	<u>499,905.97</u>
111 Legal Expenses Reserve						
Accumulated Reserves at Start of Year	577,255.71	577,255.71	577,255.71	577,255.71	577,255.71	557,904.00
Interest transfer to Reserves	7,316.03	9,639.00	9,639.00	12,852.00	12,852.00	15,035.07
Transfer from Muni	0.00	50,689.00	0.00	50,689.00	0.00	61,364.00
Transfer to Muni	0.00	0.00	0.00	0.00	0.00	(57,047.36)
	<u>584,571.74</u>	<u>637,583.71</u>	<u>586,894.71</u>	<u>640,796.71</u>	<u>590,107.71</u>	<u>577,255.71</u>
135 Performing Arts and Convention Centre Reserve						
Transfer from Muni	0.00	0.00	0.00	2,705,530.00	2,705,530.00	0.00
	<u>0.00</u>	<u>0.00</u>	<u>0.00</u>	<u>2,705,530.00</u>	<u>2,705,530.00</u>	<u>0.00</u>
202 Long Service Leave Reserve						
Accumulated Reserves at Start of Year	3,096,583.00	3,096,583.00	3,096,583.00	3,096,583.00	3,096,583.00	3,111,698.09
Interest transfer to Reserves	40,738.65	51,705.00	51,705.00	68,940.00	68,940.00	93,949.05
Transfer from Muni	187,497.00	187,497.00	187,497.00	250,000.00	250,000.00	384,190.02
Transfer to Muni	0.00	0.00	0.00	(653,950.00)	(653,950.00)	(493,254.16)
	<u>3,324,818.65</u>	<u>3,335,785.00</u>	<u>3,335,785.00</u>	<u>2,761,573.00</u>	<u>2,761,573.00</u>	<u>3,096,583.00</u>
203 Professional Development Reserve						
Accumulated Reserves at Start of Year	122,771.88	122,771.88	122,771.88	122,771.88	122,771.88	113,024.66
Interest transfer to Reserves	1,845.45	2,052.00	2,052.00	2,736.00	2,736.00	3,777.31
Transfer from Muni	52,497.00	52,497.00	52,497.00	70,000.00	70,000.00	70,000.00
Transfer to Muni	0.00	0.00	0.00	(71,930.00)	(71,930.00)	(64,030.09)
	<u>177,114.33</u>	<u>177,320.88</u>	<u>177,320.88</u>	<u>123,577.88</u>	<u>123,577.88</u>	<u>122,771.88</u>

City of Busseton

Reserves Movement Report

For The Period Ending 31 March 2020

	2019/2020 Actual YTD \$	2019/2020 Amended Budget YTD \$	2019/2020 Original Budget YTD \$	2019/2020 Amended Budget \$	2019/2020 Original Budget \$	2018/2019 Actual \$
204 Sick Pay Incentive Reserve						
Accumulated Reserves at Start of Year	150,403.55	150,403.55	150,403.55	150,403.55	150,403.55	175,935.04
Interest transfer to Reserves	1,920.51	2,511.00	2,511.00	3,348.00	3,348.00	5,088.12
Transfer from Muni	5,833.00	5,833.00	5,833.00	70,000.00	70,000.00	0.00
Transfer to Muni	0.00	0.00	0.00	(71,930.00)	(71,930.00)	(30,619.61)
	<u>158,157.06</u>	<u>158,747.55</u>	<u>158,747.55</u>	<u>151,821.55</u>	<u>151,821.55</u>	<u>150,403.55</u>
124 Workers Compensation and Extended Sick Leave Coningency Res						
Accumulated Reserves at Start of Year	305,100.95	305,100.95	305,100.95	305,100.95	305,100.95	356,227.48
Interest transfer to Reserves	3,763.13	5,094.00	5,094.00	6,792.00	6,792.00	8,873.47
Transfer to Muni	0.00	0.00	0.00	(28,460.00)	(28,460.00)	(60,000.00)
	<u>308,864.08</u>	<u>310,194.95</u>	<u>310,194.95</u>	<u>283,432.95</u>	<u>283,432.95</u>	<u>305,100.95</u>
302 Community Facilities - City District						
Accumulated Reserves at Start of Year	2,552,707.62	2,552,707.62	2,552,707.62	2,552,707.62	2,552,707.62	2,303,095.83
Interest transfer to Reserves	33,888.33	42,624.00	42,624.00	56,832.00	56,832.00	60,897.30
Transfer from Muni	69,157.01	245,628.00	245,628.00	361,740.00	361,740.00	306,049.14
Transfer to Muni	0.00	0.00	0.00	(2,203,795.00)	(2,203,795.00)	(117,334.65)
	<u>2,655,752.96</u>	<u>2,840,959.62</u>	<u>2,840,959.62</u>	<u>767,484.62</u>	<u>767,484.62</u>	<u>2,552,707.62</u>
304 Community Facilities - Broadwater						
Accumulated Reserves at Start of Year	158,523.04	158,523.04	158,523.04	158,523.04	158,523.04	138,048.48
Interest transfer to Reserves	2,109.05	2,646.00	2,646.00	3,528.00	3,528.00	3,656.26
Transfer from Muni	4,590.54	9,378.00	9,378.00	12,500.00	12,500.00	16,818.30
	<u>165,222.63</u>	<u>170,547.04</u>	<u>170,547.04</u>	<u>174,551.04</u>	<u>174,551.04</u>	<u>158,523.04</u>
303 Community Facilities - Busseton						
Accumulated Reserves at Start of Year	44,011.77	44,011.77	44,011.77	44,011.77	44,011.77	34,546.40
Interest transfer to Reserves	622.66	738.00	738.00	984.00	984.00	971.37
Transfer from Muni	5,167.11	15,003.00	15,003.00	20,000.00	20,000.00	8,494.00
Transfer to Muni	0.00	0.00	0.00	(44,000.00)	(44,000.00)	0.00
	<u>49,801.54</u>	<u>59,752.77</u>	<u>59,752.77</u>	<u>20,995.77</u>	<u>20,995.77</u>	<u>44,011.77</u>
305 Community Facilities - Dunsborough						
Accumulated Reserves at Start of Year	188,062.67	188,062.67	188,062.67	188,062.67	188,062.67	166,327.12
Interest transfer to Reserves	2,649.95	3,141.00	3,141.00	4,188.00	4,188.00	4,549.89
Transfer from Muni	20,596.41	18,747.00	18,747.00	25,000.00	25,000.00	17,185.66
	<u>211,309.03</u>	<u>209,950.67</u>	<u>209,950.67</u>	<u>217,250.67</u>	<u>217,250.67</u>	<u>188,062.67</u>
311 Community Facilities - Dunsborough Lakes Estate						
Accumulated Reserves at Start of Year	922,772.84	922,772.84	922,772.84	922,772.84	922,772.84	525,105.39
Interest transfer to Reserves	12,011.71	15,408.00	15,408.00	20,544.00	20,544.00	19,631.45
Transfer from Muni	0.00	208,494.00	208,494.00	277,990.00	277,990.00	378,036.00
	<u>934,784.55</u>	<u>1,146,674.84</u>	<u>1,146,674.84</u>	<u>1,221,306.84</u>	<u>1,221,306.84</u>	<u>922,772.84</u>
306 Community Facilities - Geographe						
Accumulated Reserves at Start of Year	99,175.93	99,175.93	99,175.93	99,175.93	99,175.93	95,061.38
Interest transfer to Reserves	1,303.24	1,656.00	1,656.00	2,208.00	2,208.00	2,410.78
Transfer from Muni	1,033.93	5,625.00	5,625.00	7,500.00	7,500.00	1,703.77
	<u>101,513.10</u>	<u>106,456.93</u>	<u>106,456.93</u>	<u>108,883.93</u>	<u>108,883.93</u>	<u>99,175.93</u>

City of Busselton

Reserves Movement Report

For The Period Ending 31 March 2020

	2019/2020 Actual YTD \$	2019/2020 Amended Budget YTD \$	2019/2020 Original Budget YTD \$	2019/2020 Amended Budget \$	2019/2020 Original Budget \$	2018/2019 Actual \$
310 Community Facilities - Port Geographe						
Accumulated Reserves at Start of Year	343,509.27	343,509.27	343,509.27	343,509.27	343,509.27	335,116.76
Interest transfer to Reserves	4,471.45	5,733.00	5,733.00	7,644.00	7,644.00	8,392.51
	<u>347,980.72</u>	<u>349,242.27</u>	<u>349,242.27</u>	<u>351,153.27</u>	<u>351,153.27</u>	<u>343,509.27</u>
309 Community Facilities - Vasse						
Accumulated Reserves at Start of Year	615,585.54	615,585.54	615,585.54	615,585.54	615,585.54	589,760.45
Interest transfer to Reserves	8,013.08	10,278.00	10,278.00	13,704.00	13,704.00	14,848.67
Transfer from Muni	0.00	0.00	0.00	0.00	0.00	10,976.42
Transfer to Muni	0.00	0.00	0.00	(450,000.00)	(450,000.00)	0.00
	<u>623,598.62</u>	<u>625,863.54</u>	<u>625,863.54</u>	<u>179,289.54</u>	<u>179,289.54</u>	<u>615,585.54</u>
308 Community Facilities - Airport North						
Accumulated Reserves at Start of Year	2,970,179.38	2,970,179.38	2,970,179.38	2,970,179.38	2,970,179.38	2,826,296.71
Interest transfer to Reserves	38,663.95	49,590.00	49,590.00	66,120.00	66,120.00	71,258.67
Transfer from Muni	0.00	191,250.00	191,250.00	255,000.00	255,000.00	72,624.00
	<u>3,008,843.33</u>	<u>3,211,019.38</u>	<u>3,211,019.38</u>	<u>3,291,299.38</u>	<u>3,291,299.38</u>	<u>2,970,179.38</u>
130 Locke Estate Reserve						
Accumulated Reserves at Start of Year	1,012.99	1,012.99	1,012.99	1,012.99	1,012.99	0.00
Interest transfer to Reserves	220.34	18.00	18.00	24.00	24.00	1,012.99
Transfer from Muni	47,997.00	47,997.00	47,997.00	64,000.00	64,000.00	64,000.00
Transfer to Muni	0.00	0.00	0.00	(64,000.00)	(64,000.00)	(64,000.00)
	<u>49,230.33</u>	<u>49,027.99</u>	<u>49,027.99</u>	<u>1,036.99</u>	<u>1,036.99</u>	<u>1,012.99</u>
122 Port Geographe Development Reserve						
Accumulated Reserves at Start of Year	682,470.41	682,470.41	682,470.41	682,470.41	682,470.41	1,455,440.82
Interest transfer to Reserves	8,753.96	11,394.00	11,394.00	15,192.00	15,192.00	30,840.83
Transfer from Muni	38,979.00	38,979.00	38,979.00	51,975.00	51,975.00	50,000.00
Transfer to Muni	0.00	0.00	0.00	(599,307.00)	(599,307.00)	(853,811.24)
	<u>730,203.37</u>	<u>732,843.41</u>	<u>732,843.41</u>	<u>150,330.41</u>	<u>150,330.41</u>	<u>682,470.41</u>
123 Port Geographe Waterways Management Reserve (SAR)						
Accumulated Reserves at Start of Year	3,349,716.94	3,349,716.94	3,349,716.94	3,349,716.94	3,349,716.94	3,387,485.07
Interest transfer to Reserves	44,020.14	55,935.00	55,935.00	74,580.00	74,580.00	87,609.18
Transfer from Muni	161,208.00	161,208.00	161,208.00	214,942.00	214,942.00	193,747.69
Transfer to Muni	0.00	(326,800.00)	(326,800.00)	(346,800.00)	(346,800.00)	(319,125.00)
	<u>3,554,945.08</u>	<u>3,240,059.94</u>	<u>3,240,059.94</u>	<u>3,292,438.94</u>	<u>3,292,438.94</u>	<u>3,349,716.94</u>
126 Provence Landscape Maintenance Reserve (SAR)						
Accumulated Reserves at Start of Year	1,194,759.54	1,194,759.54	1,194,759.54	1,194,759.54	1,194,759.54	1,101,707.78
Interest transfer to Reserves	16,372.33	19,953.00	19,953.00	26,604.00	26,604.00	30,061.96
Transfer from Muni	132,273.00	132,273.00	132,273.00	176,363.00	176,363.00	168,461.65
Transfer to Muni	0.00	0.00	0.00	(203,380.00)	(203,380.00)	(105,471.85)
	<u>1,343,404.87</u>	<u>1,346,985.54</u>	<u>1,346,985.54</u>	<u>1,194,346.54</u>	<u>1,194,346.54</u>	<u>1,194,759.54</u>
128 Vasse Newtown Landscape Maintenance Reserve (SAR)						
Accumulated Reserves at Start of Year	575,151.53	575,151.53	575,151.53	575,151.53	575,151.53	535,722.24
Interest transfer to Reserves	8,187.33	9,603.00	9,603.00	12,804.00	12,804.00	15,770.06
Transfer from Muni	135,603.00	135,603.00	135,603.00	180,801.00	180,801.00	172,922.26
Transfer to Muni	0.00	0.00	0.00	(199,220.00)	(199,220.00)	(149,263.03)
	<u>718,941.86</u>	<u>720,357.53</u>	<u>720,357.53</u>	<u>569,536.53</u>	<u>569,536.53</u>	<u>575,151.53</u>

City of Busselton

Reserves Movement Report

For The Period Ending 31 March 2020

	2019/2020 Actual YTD \$	2019/2020 Amended Budget YTD \$	2019/2020 Original Budget YTD \$	2019/2020 Amended Budget \$	2019/2020 Original Budget \$	2018/2019 Actual \$
138 Commonage Precinct Bushfire Facilities Reserve						
Accumulated Reserves at Start of Year	57,260.53	57,260.53	57,260.53	57,260.53	57,260.53	55,861.58
Interest transfer to Reserves	745.36	954.00	954.00	1,272.00	1,272.00	1,398.95
	<u>58,005.89</u>	<u>58,214.53</u>	<u>58,214.53</u>	<u>58,532.53</u>	<u>58,532.53</u>	<u>57,260.53</u>
139 Commonage Community Facilities Dunsborough Lakes South Res						
Accumulated Reserves at Start of Year	72,622.42	72,622.42	72,622.42	72,622.42	72,622.42	70,848.15
Interest transfer to Reserves	945.31	1,215.00	1,215.00	1,620.00	1,620.00	1,774.27
	<u>73,567.73</u>	<u>73,837.42</u>	<u>73,837.42</u>	<u>74,242.42</u>	<u>74,242.42</u>	<u>72,622.42</u>
140 Commonage Community Facilities South Biddle Precinct Reserve						
Accumulated Reserves at Start of Year	886,172.58	886,172.58	886,172.58	886,172.58	886,172.58	1,030,368.46
Interest transfer to Reserves	10,944.92	14,796.00	14,796.00	19,728.00	19,728.00	25,804.12
Transfer to Muni	0.00	0.00	0.00	0.00	0.00	(170,000.00)
	<u>897,117.50</u>	<u>900,968.58</u>	<u>900,968.58</u>	<u>905,900.58</u>	<u>905,900.58</u>	<u>886,172.58</u>
321 Busselton Area Drainage and Waterways Improvement Reserve						
Accumulated Reserves at Start of Year	546,471.37	546,471.37	546,471.37	546,471.37	546,471.37	548,820.67
Interest transfer to Reserves	7,058.53	9,126.00	9,126.00	12,168.00	12,168.00	13,451.35
Transfer to Muni	0.00	0.00	0.00	(184,399.00)	(184,399.00)	(15,800.65)
	<u>553,529.90</u>	<u>555,597.37</u>	<u>555,597.37</u>	<u>374,240.37</u>	<u>374,240.37</u>	<u>546,471.37</u>
102 Coastal and Climate Adaptation Reserve						
Accumulated Reserves at Start of Year	2,845,578.60	2,845,578.60	2,845,578.60	2,845,578.60	2,845,578.60	2,472,424.34
Interest transfer to Reserves	39,661.09	47,511.00	47,511.00	63,348.00	63,348.00	69,960.53
Transfer from Muni	355,536.00	355,536.00	355,536.00	538,044.00	538,044.00	527,732.00
Transfer to Muni	0.00	0.00	0.00	(1,478,489.00)	(1,259,792.00)	(224,538.27)
	<u>3,240,775.69</u>	<u>3,248,625.60</u>	<u>3,248,625.60</u>	<u>1,968,481.60</u>	<u>2,187,178.60</u>	<u>2,845,578.60</u>
144 Emergency Disaster Recovery Reserve						
Accumulated Reserves at Start of Year	72,781.94	72,781.94	72,781.94	72,781.94	72,781.94	50,000.00
Interest transfer to Reserves	1,081.62	1,215.00	1,215.00	1,620.00	1,620.00	1,781.54
Transfer from Muni	15,003.00	15,003.00	15,003.00	20,000.00	20,000.00	21,000.40
	<u>88,866.56</u>	<u>88,999.94</u>	<u>88,999.94</u>	<u>94,401.94</u>	<u>94,401.94</u>	<u>72,781.94</u>
145 Energy Sustainability Reserve						
Accumulated Reserves at Start of Year	181,852.87	181,852.87	181,852.87	181,852.87	181,852.87	100,000.00
Interest transfer to Reserves	2,959.57	3,033.00	3,033.00	4,044.00	4,044.00	4,474.87
Transfer from Muni	74,997.00	74,997.00	74,997.00	130,000.00	130,000.00	100,000.00
Transfer to Muni	0.00	0.00	0.00	(177,378.00)	(177,378.00)	(22,622.00)
	<u>259,809.44</u>	<u>259,882.87</u>	<u>259,882.87</u>	<u>138,518.87</u>	<u>138,518.87</u>	<u>181,852.87</u>
146 Cemetery Reserve						
Accumulated Reserves at Start of Year	157,626.57	157,626.57	157,626.57	157,626.57	157,626.57	100,000.00
Interest transfer to Reserves	2,887.46	2,628.00	2,628.00	3,504.00	3,504.00	4,098.21
Transfer from Muni	104,247.00	104,247.00	104,247.00	139,000.00	139,000.00	77,321.95
Transfer to Muni	0.00	0.00	0.00	(254,000.00)	(254,000.00)	(23,793.59)
	<u>264,761.03</u>	<u>264,501.57</u>	<u>264,501.57</u>	<u>46,130.57</u>	<u>46,130.57</u>	<u>157,626.57</u>

City of Busselton

Reserves Movement Report

For The Period Ending 31 March 2020

	2019/2020 Actual YTD \$	2019/2020 Amended Budget YTD \$	2019/2020 Original Budget YTD \$	2019/2020 Amended Budget \$	2019/2020 Original Budget \$	2018/2019 Actual \$
341 Public Art Reserve						
Accumulated Reserves at Start of Year	86,198.07	86,198.07	86,198.07	86,198.07	86,198.07	229,685.21
Interest transfer to Reserves	603.96	1,440.00	1,440.00	1,920.00	1,920.00	5,697.86
Transfer to Muni	0.00	0.00	0.00	(41,060.00)	(41,060.00)	(149,185.00)
	<u>86,802.03</u>	<u>87,638.07</u>	<u>87,638.07</u>	<u>47,058.07</u>	<u>47,058.07</u>	<u>86,198.07</u>
121 Waste Management Facility and Plant Reserve						
Accumulated Reserves at Start of Year	7,867,210.16	7,867,210.16	7,867,210.16	7,867,210.16	7,867,210.16	7,881,068.17
Interest transfer to Reserves	98,459.61	131,364.00	131,364.00	175,152.00	175,152.00	200,860.10
Transfer from Muni	788,994.00	788,994.00	788,994.00	1,051,994.00	1,051,994.00	1,312,610.77
Transfer to Muni	0.00	(3,342,990.00)	(4,142,990.00)	(4,816,140.00)	(5,616,140.00)	(1,527,328.88)
	<u>8,754,663.77</u>	<u>5,444,578.16</u>	<u>4,644,578.16</u>	<u>4,278,216.16</u>	<u>3,478,216.16</u>	<u>7,867,210.16</u>
120 Strategic Projects Reserve						
Accumulated Reserves at Start of Year	257,162.94	257,162.94	257,162.94	257,162.94	257,162.94	226,213.20
Interest transfer to Reserves	3,515.22	24,894.00	24,894.00	33,192.00	33,192.00	5,949.74
Transfer from Muni	18,747.00	18,747.00	18,747.00	31,000.00	31,000.00	25,000.00
Transfer to Muni	0.00	0.00	0.00	(78,925.00)	(78,925.00)	0.00
	<u>279,425.16</u>	<u>300,803.94</u>	<u>300,803.94</u>	<u>242,429.94</u>	<u>242,429.94</u>	<u>257,162.94</u>
129 Untied Grants Reserve						
Accumulated Reserves at Start of Year	1,232,906.00	1,232,906.00	1,232,906.00	1,232,906.00	1,232,906.00	0.00
Transfer from Muni	0.00	0.00	0.00	0.00	0.00	1,232,906.00
Transfer to Muni	(1,232,906.00)	(1,232,906.00)	(1,232,906.00)	(1,232,906.00)	(1,232,906.00)	0.00
	<u>0.00</u>	<u>0.00</u>	<u>0.00</u>	<u>0.00</u>	<u>0.00</u>	<u>1,232,906.00</u>
Total Cash Back Reserves	<u>65,768,171.07</u>	<u>60,077,044.66</u>	<u>59,226,355.66</u>	<u>42,849,065.66</u>	<u>42,611,399.66</u>	<u>55,590,217.66</u>
Summary Reserves						
Accumulated Reserves at Start of Year	55,590,217.66	55,590,217.66	55,590,217.66	55,590,217.66	55,590,217.66	47,978,518.20
Interest transfer to Reserves	786,478.46	928,215.00	928,215.00	1,237,620.00	1,237,620.00	1,413,166.97
Transfer from Muni	11,940,686.80	12,578,558.00	12,527,869.00	20,691,111.00	20,640,422.00	18,882,926.94
Transfer to Muni	(2,549,211.85)	(9,019,946.00)	(9,819,946.00)	(34,669,883.00)	(34,856,860.00)	(12,684,394.45)
Closing Balance	<u>65,768,171.07</u>	<u>60,077,044.66</u>	<u>59,226,355.66</u>	<u>42,849,065.66</u>	<u>42,611,399.66</u>	<u>55,590,217.66</u>

