



Finance Committee Agenda

11 November 2020

ALL INFORMATION AVAILABLE IN VARIOUS FORMATS ON REQUEST

city@busselton.wa.gov.au

CITY OF BUSSELTON

MEETING NOTICE AND AGENDA – 11 NOVEMBER 2020

TO: THE MAYOR AND COUNCILLORS

NOTICE is given that a meeting of the Finance Committee will be held in the Committee Room, Administration Building, Southern Drive, Busselton on Wednesday, 11 November 2020, commencing at 10.00am.

The attendance of Committee Members is respectfully requested.

DISCLAIMER

Statements or decisions made at Council meetings or briefings should not be relied on (or acted upon) by an applicant or any other person or entity until subsequent written notification has been given by or received from the City of Busselton. Without derogating from the generality of the above, approval of planning applications and building permits and acceptance of tenders and quotations will only become effective once written notice to that effect has been given to relevant parties. The City of Busselton expressly disclaims any liability for any loss arising from any person or body relying on any statement or decision made during a Council meeting or briefing.



MIKE ARCHER

CHIEF EXECUTIVE OFFICER

5 November 2020

CITY OF BUSSELTON

AGENDA FOR THE FINANCE COMMITTEE MEETING TO BE HELD ON 11 NOVEMBER 2020

TABLE OF CONTENTS

ITEM NO.	SUBJECT	PAGE NO.
1.	DECLARATION OF OPENING AND ANNOUNCEMENT OF VISITORS.....	4
2.	ATTENDANCE	4
3.	PUBLIC QUESTION TIME.....	4
4.	DISCLOSURE OF INTERESTS	4
5.	CONFIRMATION OF MINUTES	4
5.1	Minutes of the Finance Committee Meeting held 14 October 2020	4
6.	REPORTS	5
6.1	LIST OF PAYMENTS MADE - SEPTEMBER 2020	5
6.2	FINANCIAL ACTIVITY STATEMENTS - YEAR TO DATE AS AT 30 SEPTEMBER 2020	15
7.	GENERAL DISCUSSION ITEMS	51
8.	NEXT MEETING DATE	51
9.	CLOSURE	51

1. **DECLARATION OF OPENING AND ANNOUNCEMENT OF VISITORS**

2. **ATTENDANCE**

Apologies

3. **PUBLIC QUESTION TIME**

4. **DISCLOSURE OF INTERESTS**

5. **CONFIRMATION OF MINUTES**



5.1 **Minutes of the Finance Committee Meeting held 14 October 2020**

RECOMMENDATION

That the Minutes of the Finance Committee Meeting held 14 October 2020 be confirmed as true and correct.

6. REPORTS

6.1 LIST OF PAYMENTS MADE - SEPTEMBER 2020

STRATEGIC GOAL	6. LEADERSHIP Visionary, collaborative, accountable
STRATEGIC OBJECTIVE	6.1 Governance systems, process and practices are responsible, ethical and transparent.
SUBJECT INDEX	Financial Operations
BUSINESS UNIT	Financial Services
REPORTING OFFICER	Manager Financial Services - Paul Sheridan
AUTHORISING OFFICER	Director Finance and Corporate Services - Tony Nottle
NATURE OF DECISION	Noting: the item does not require a decision of Council and is simply for information purposes and noting
VOTING REQUIREMENT	Simple Majority
ATTACHMENTS	Attachment A List of Payments September 2020  

OFFICER RECOMMENDATION

That the Council notes payment of voucher numbers M118280 – M118334, EF074004 – EF074590, T7528 – T7530, DD004239 – DD004285 together totalling \$32,812,736.17.

EXECUTIVE SUMMARY

This report provides details of payments made from the City's bank accounts for the month of September 2020, for noting by the Council and recording in the Council Minutes.

BACKGROUND

The *Local Government (Financial Management) Regulations 1996* (the Regulations) requires that when the Council has delegated authority to the Chief Executive Officer to make payments from the City's bank accounts, that a list of payments made is prepared each month for presentation to, and noting by, the Council.

OFFICER COMMENT

In accordance with regular custom, the list of payments made for the month of September 2020 is presented for information.

Statutory Environment

Section 6.10 of the *Local Government Act 1995* and more specifically Regulation 13 of the Regulations refer to the requirement for a listing of payments made each month to be presented to the Council.

Relevant Plans and Policies

There are no relevant plans or policies to consider in relation to this matter.

Financial Implications

There are no financial implications associated with the Officer Recommendation.

Stakeholder Consultation

No external stakeholder consultation was required or undertaken in relation to this matter.

Risk Assessment

An assessment of the potential implications of implementing the Officer Recommendation has been undertaken using the City's risk management framework, with risks assessed taking into account any controls already in place. No risks of a medium or greater level have been identified.

Options

Not applicable.

CONCLUSION

The list of payments made for the month of September 2020 is presented for information.

TIMELINE FOR IMPLEMENTATION OF OFFICER RECOMMENDATION

Not applicable.



LISTING OF PAYMENTS MADE
UNDER DELEGATED AUTHORITY
FOR THE MONTH OF SEPTEMBER 2020

MUNICIPAL ACCOUNT	CHEQUE # 118280 - 118334	\$ 53,902.68
ELECTRONIC TRANSFER PAYMENTS	EF074004 - EF074590	\$ 5,070,991.00
TRUST ACCOUNT	TRUST ACCOUNT # 7528 - 7530	\$ 31,733.94
INTERNAL PAYMENT VOUCHERS	DD4239 - DD4285	\$ 26,139,011.05
PAYROLL PAYMENTS	01.09.2020 - 30.09.2020	\$ 1,517,097.50
		\$ 32,812,736.17

CHEQUE PAYMENTS SEPTEMBER 2020				
DATE	REF #	NAME	DESCRIPTION	AMOUNT
21/09/2020	118305	ANNE & ALAN EMSLIE	REFUND OF RATE OVERPAYMENT	\$ 792.00
10/09/2020	118297	AUSTRALIAN INSTITUTE OF BUILDING SURVEYORS	TRAINING SERVICES	\$ 600.00
21/09/2020	118316	BA & JK RILEY	REFUND OF RATE OVERPAYMENT	\$ 799.97
21/09/2020	118319	BRIAN CHARLES & SUZANNE HEDLEY APPEYARD	REFUND OF RATE OVERPAYMENT	\$ 792.00
30/09/2020	118334	BUSSELTON CHORAL SOCIETY	DONATION	\$ 311.00
10/09/2020	118292	BUSSELTON HORSE & PONY CLUB INC.	DONATION	\$ 1,000.00
8/09/2020	117913	BUSSELTON PRIMARY SCHOOL	DONATION	\$ 298.00
21/09/2020	118327	BUSSELTON PRIMARY SCHOOL	DONATION	\$ 100.00
21/09/2020	118328	BUSSELTON PUBLIC LIBRARY - PETTY CASH	PETTY CASH REIMBURSEMENT	\$ 134.20
21/09/2020	118313	BV & JA PIRIT	REFUND OF RATE OVERPAYMENT	\$ 796.59
10/09/2020	118285	CALLOWES CORNER NEWS	STAFF LOTTERY	\$ 272.00
24/09/2020	118329	CALLOWES CORNER NEWS	NEWSAGENCY / STATIONERY SUPPLIES	\$ 12.00
21/09/2020	118315	CD & RE INGLES	REFUND OF RATE OVERPAYMENT	\$ 799.97
4/09/2020	118281	CITY OF BUSSELTON	GLC FOOD PREMISES SERVICE FEE	\$ 215.00
23/09/2020	118330	CITY OF BUSSELTON	VARIOUS REIMBURSEMENTS	\$ 1,877.64
30/09/2020	118333	CITY OF BUSSELTON	REFUND OF RATE OVERPAYMENT	\$ 100.00
21/09/2020	118303	D & R GEORGE CHESSON	REFUND OF RATE OVERPAYMENT	\$ 122.28
10/09/2020	118290	DEPARTMENT OF TRANSPORT	PLANT REGISTRATION	\$ 981.00
30/09/2020	118332	DEPARTMENT OF TRANSPORT	VEHICLE LICENSING	\$ 327.00
11/09/2020	118299	DIABETES WA	REFUND FACILITY HIRE FEE	\$ 33.60
21/09/2020	118311	DIMITY BLADEN	REFUND OF RATE OVERPAYMENT	\$ 792.00
11/09/2020	118298	DUNSBOROUGH PUBLIC LIBRARY - PETTY CASH	PETTY CASH REIMBURSEMENT	\$ 90.15
4/09/2020	118280	DUNSBOROUGH VOLUNTEER FIRE & RESCUE	CONTRIBUTION FOR HAZARD REDUCTION	\$ 260.00
21/09/2020	118318	FRANCESCA ELIZABETH FORD	REFUND OF RATE OVERPAYMENT	\$ 397.62
4/09/2020	118284	FRED ROSE EXCAVATOR HIRE	EARTHMOVING - WASTE FACILITY & ROADWORKS	\$ 1,760.00
21/09/2020	118325	FREEMASONS WA	REFUND OF RATE OVERPAYMENT	\$ 333.00
10/09/2020	118296	GEOFFREY YOUNG AND NANCY YOUNG	REFUND OF RATE OVERPAYMENT	\$ 2,025.30
21/09/2020	118309	GK & JE FORMAN	REFUND OF RATE OVERPAYMENT	\$ 127.68
11/09/2020	118300	GROW WA	REFUND OF HALL & KEY DEPOSITS	\$ 300.00
21/09/2020	118307	HELEN EVANS	REFUND OF RATE OVERPAYMENT	\$ 793.89
7/09/2020	118247	J & K BEAL	CROSSOVER SUBSIDY PAYMENT	\$ 148.10
10/09/2020	118295	J & K BEAL	CROSSOVER SUBSIDY PAYMENT	\$ 148.10
21/09/2020	118306	JAMES PETHER	REFUND OF RATE OVERPAYMENT	\$ 793.89
10/09/2020	118289	JOY LORRAINE COUSINS	VARIOUS REFUND PAYMENTS	\$ 750.00
21/09/2020	118302	JOY WATLING	REFUND OF RATE OVERPAYMENT	\$ 121.00
10/09/2020	118288	JULIAN SUTHERS	REFUND OF ANIMAL TRAP BOND	\$ 100.00
16/09/2020	118301	KATHERINE GUYVER	REFUND OF NCC MEMBERSHIP	\$ 12.00
21/09/2020	118321	MARGARET JOAN & GARRY JOHN ATWELL	REFUND OF RATE OVERPAYMENT	\$ 793.22
21/09/2020	118320	MARGARET JOY O'NEILL	REFUND OF RATE OVERPAYMENT	\$ 792.00
21/09/2020	118304	MARGARET WILSON	REFUND OF RATE OVERPAYMENT	\$ 792.00
21/09/2020	118308	MARJORIE CAMPBELL	REFUND OF RATE OVERPAYMENT	\$ 794.56
10/09/2020	118286	PAYMENT CANCELLED	PAYMENT CANCELLED	\$ -
10/09/2020	118291	PAYMENT CANCELLED	PAYMENT CANCELLED	\$ -
10/09/2020	118291	PAYMENT CANCELLED	PAYMENT CANCELLED	\$ -
21/09/2020	118324	PAYMENT CANCELLED	PAYMENT CANCELLED	\$ -
21/09/2020	118314	PE & MC FLETCHER	REFUND OF RATE OVERPAYMENT	\$ 801.31
21/09/2020	118317	PHILLIP HENRY DALE FLETCHER	REFUND OF RATE OVERPAYMENT	\$ 100.00
21/09/2020	118323	REBECCA JAYNE RODGERS	REFUND OF RATE OVERPAYMENT	\$ 799.97
21/09/2020	118322	SANDRA ELIZABETH JONES	REFUND OF RATE OVERPAYMENT	\$ 808.07
21/09/2020	118326	SL PEARSE	REFUND OF RATE OVERPAYMENT	\$ 768.30
21/09/2020	118310	SW RAMSAY & KA WALLACE	REFUND OF RATE OVERPAYMENT	\$ 398.97
4/09/2020	118282	TELSTRA CORPORATION	COMMUNICATION SERVICES	\$ 9,467.24
10/09/2020	118293	THE PEOPLE PLACE BUSSELTON INC.	DONATION	\$ 500.00
30/09/2020	118331	THE SALVATION ARMY	REFUND PAYMENT INCORRECTLY MADE TO CoB	\$ 12,105.24
21/09/2020	118312	VA & RN RUSHFORTH	REFUND OF RATE OVERPAYMENT	\$ 795.24
4/09/2020	118283	WATER CORPORATION	WATER SERVICES	\$ 5,661.78
10/09/2020	118294	WEST BUSSELTON PRIMARY SCHOOL	DONATION	\$ 100.00
				\$ 53,902.68

EFT PAYMENTS SEPTEMBER 2020				
DATE	REF #	NAME	DESCRIPTION	AMOUNT
29/09/2020	74509	A M TAYLOR	ART SALES	\$ 8.40
11/09/2020	74166	ABEC ENVIRONMENTAL CONSULTING PTY LTD	ENVIRONMENTAL CONSULTING	\$ 14,030.50
4/09/2020	74028	AC FORSTER & SON	PLUMBING SERVICES	\$ 2,698.50
11/09/2020	74237	AC FORSTER & SON	PLUMBING SERVICES	\$ 1,873.50
29/09/2020	74564	AC FORSTER & SON	PLUMBING SERVICES	\$ 356.00
11/09/2020	74256	ACTIV FOUNDATION INC.	MAINTENANCE SERVICES	\$ 21,017.15
18/09/2020	74400	ACTIV FOUNDATION INC.	MAINTENANCE SERVICES	\$ 174.01
11/09/2020	74125	ACURIX NETWORKS	INTERNET WIFI ACCESS	\$ 3,330.80
11/09/2020	74193	ADVAM PTY LTD	AIRPORT CARPARK CREDIT CARD TRANSACTIONS	\$ 320.67
4/09/2020	74016	ADVANCED DRIVEWAY SEALING	MAINTENANCE & CLEANING SERVICES	\$ 803.00
11/09/2020	74175	ADVANCED DRIVEWAY SEALING	MAINTENANCE & CLEANING SERVICES	\$ 2,714.25
29/09/2020	74522	ADVANCED DRIVEWAY SEALING	MAINTENANCE & CLEANING SERVICES	\$ 441.38
11/09/2020	74182	ADVISIAN PTY LTD	ENGINEERING SERVICES	\$ 23,315.60
11/09/2020	74186	AERODROME MANAGEMENT SERVICES	AIR SERVICES	\$ 5,555.00
29/09/2020	74495	ALICE ALDER	ART SALES & WORKSHOPS	\$ 272.00
29/09/2020	74544	ALISON BURTON	ART SALES	\$ 24.50
11/09/2020	74127	ALL WEST BUILDING APPROVALS PTY LTD	BUILDING APPLICATION ASSESSMENTS	\$ 495.00

DATE	REF #	NAME	DESCRIPTION	AMOUNT
11/09/2020	74231	ALLAN SHANNON	BITP REFUND	\$ 118.00
4/09/2020	74069	ALLFLOW INDUSTRIAL	MAINTENANCE SERVICES	\$ 1,528.95
4/09/2020	74007	ALLMARK & ASSOCIATES PTY LTD	PLAQUE REPLACEMENTS FOR BUSSELTON FESTIVAL	\$ 1,149.50
18/09/2020	74414	ALLOY & STAINLESS PRODUCTS	PLANT PURCHASES / SERVICES / PARTS	\$ 562.14
4/09/2020	74019	ALPINE LAUNDRY PTY LTD	COMMERCIAL LAUNDRY	\$ 117.27
11/09/2020	74181	ALPINE LAUNDRY PTY LTD	COMMERCIAL LAUNDRY	\$ 79.16
18/09/2020	74375	ALTUS GROUP CONSULTING PTY LTD	COST MANAGEMENT SERVICES	\$ 6,900.30
11/09/2020	74302	AMAZING CLEAN BLINDS BUSSELTON	CLEANING SERVICES	\$ 198.00
11/09/2020	74191	AMD AUDIT & ASSURANCE PTY LTD	ACCOUNTANCY SERVICES	\$ 1,210.00
29/09/2020	74554	AMGROW AUSTRALIA PTY LTD	NURSERY SERVICES	\$ 4,931.30
16/09/2020	74326	AMITY SIGNS	SIGNAGE SERVICES	\$ 37.40
4/09/2020	74088	AMY SCOTT-YOUNG	BITP REFUND	\$ 62.00
18/09/2020	74361	AQUATIC SERVICES WA PTY LTD	POOL SERVICE AND MAINTENANCE	\$ 643.50
11/09/2020	74115	ARBOR GUY	TREE MAINTENANCE SERVICES	\$ 20,270.27
18/09/2020	74336	ARBOR GUY	TREE MAINTENANCE SERVICES	\$ 9,598.59
25/09/2020	74437	ARBOR GUY	TREE MAINTENANCE SERVICES	\$ 54,255.68
29/09/2020	74486	ARBOR GUY	TREE MAINTENANCE SERVICES	\$ 3,723.19
29/09/2020	74563	ARROW BRONZE	MEMORIAL PLAQUES SUPPLIER	\$ 727.81
11/09/2020	74208	ARTSHUB AUSTRALIA PTY LTD	MEMBERSHIP	\$ 330.00
11/09/2020	74217	ATLAS LINEN SERVICES	RENTAL LINEN	\$ 183.59
18/09/2020	74374	ATLAS LINEN SERVICES	RENTAL LINEN	\$ 127.27
10/09/2020	74099	ATO EFT DEPOSITS TRUST A/C	PAYG TAXATION	\$ 231,700.00
24/09/2020	74425	ATO EFT DEPOSITS TRUST A/C	PAYG TAXATION	\$ 230,754.00
11/09/2020	74129	AUSQ TRAINING	TRAINING SERVICES	\$ 766.00
29/09/2020	74493	AUSQ TRAINING	TRAINING SERVICES	\$ 339.00
4/09/2020	74077	AUSSIE BROADBAND PTY LTD	NBN BROADBAND	\$ 2,345.30
16/09/2020	74325	AUSTRALIA POST	POSTAL SERVICE	\$ 20,238.14
25/09/2020	74450	AUSTRALIAN COMMUNITY MEDIA	ADVERTISING SERVICES	\$ 99.00
10/09/2020	74100	AUSTRALIAN SERVICES UNION	UNION FEES	\$ 25.90
24/09/2020	74426	AUSTRALIAN SERVICES UNION	UNION FEES	\$ 25.90
4/09/2020	74045	AUTO ONE	PLANT PURCHASES / SERVICES / PARTS	\$ 3,249.70
11/09/2020	74282	AUTO ONE	PLANT PURCHASES / SERVICES / PARTS	\$ 1,617.76
11/09/2020	74165	AUTO TOUCH	VEHICLE DETAILING	\$ 250.00
29/09/2020	74534	AXIS CONTRACTING PTY LTD	CONCRETE FOOTPATH AND ASSOCIATED WORKS	\$ 2,530.00
11/09/2020	74141	AZILITY	IT SOFTWARE	\$ 988.90
4/09/2020	74037	B&B STREET SWEEPING	STREET SWEEPING SERVICE	\$ 38,159.67
11/09/2020	74264	B&B STREET SWEEPING	STREET SWEEPING SERVICE	\$ 31,264.80
29/09/2020	74572	B&B STREET SWEEPING	STREET SWEEPING SERVICE	\$ 1,463.63
11/09/2020	74156	BARRY ALLEN ELECTRICAL SERVICES PTY LTD	ELECTRICAL SERVICES	\$ 3,366.00
16/09/2020	74316	BARRY ALLEN ELECTRICAL SERVICES PTY LTD	ELECTRICAL SERVICES	\$ 3,414.40
29/09/2020	74508	BARRY ALLEN ELECTRICAL SERVICES PTY LTD	ELECTRICAL SERVICES	\$ 1,186.35
29/09/2020	74559	BAY TO BAY ACTION GROUP	BOND REFUND	\$ 200.00
18/09/2020	74345	BCP CIVIL & PLANT	EXCAVATOR & PLANT HIRE - VARIOUS WORKS	\$ 4,000.00
29/09/2020	74500	BCP CIVIL & PLANT	EXCAVATOR & PLANT HIRE - VARIOUS WORKS	\$ 44,068.76
11/09/2020	74215	BCS AIRPORT SYSTEMS PTY LTD	BAGGAGE HANDLING SYSTEMS	\$ 183,001.93
11/09/2020	74308	BE INGRAM	CARPENTRY SERVICES	\$ 10,675.00
11/09/2020	74307	BEACHLANDS LAWNMOWING SERVICE	LAWN MOWING SERVICE	\$ 300.00
14/09/2020	74178	BELLROCK CLEANING SERVICES PTY LTD	CANCELLED PAYMENT	\$ -
16/09/2020	74319	BELLROCK CLEANING SERVICES PTY LTD	CLEANING SERVICES	\$ 33,470.81
25/09/2020	74445	BELLROCK CLEANING SERVICES PTY LTD	CLEANING SERVICES	\$ 831.59
29/09/2020	74529	BENTLEY SYSTEMS PTY LTD	TRAINING SERVICES	\$ 10,680.00
11/09/2020	74116	BLUE TANG (WA) PTY LTD	LANDSCAPE ARCHITECTURAL SERVICES	\$ 2,194.50
11/09/2020	74154	BLUESTEEL ENTERPRISES PTY LTD	PROTECTIVE CLOTHING SUPPLIER	\$ 309.38
29/09/2020	74507	BLUESTEEL ENTERPRISES PTY LTD	EMERGENCY RESPONSE EQUIPMENT	\$ 1,716.74
11/09/2020	74194	BUNGUARD PTY LTD	SHORT-TERM HOLIDAY RENTAL MONITORING	\$ 3,410.00
4/09/2020	74026	BOC LIMITED	GAS SERVICES	\$ 176.00
29/09/2020	74490	BOWMAN & ASSOCIATES PTY LTD	WASTE CONSULTANCY	\$ 407.00
11/09/2020	74225	BRETT TITTERTON ELECTRICAL AND AIR CONDITIONING	ELECTRICAL SERVICES	\$ 1,830.00
4/09/2020	74008	BRIDGESTONE	TYRE SERVICES	\$ 772.64
11/09/2020	74122	BRIDGESTONE	TYRE SERVICES	\$ 396.66
29/09/2020	74585	BROADWATER BRICK PAVING	PAVING SERVICES	\$ 940.00
4/09/2020	74049	BSA ADVANCED PROPERTY SOLUTIONS	AIR CONDITIONING SERVICES	\$ 5,552.91
11/09/2020	74287	BSA ADVANCED PROPERTY SOLUTIONS	AIR CONDITIONING SERVICES	\$ 2,155.23
18/09/2020	74408	BSA ADVANCED PROPERTY SOLUTIONS	AIR CONDITIONING SERVICES	\$ 382.25
29/09/2020	74579	BSA ADVANCED PROPERTY SOLUTIONS	AIR CONDITIONING SERVICES	\$ 7,025.70
11/09/2020	74270	BULLIVANTS BUNBURY	WORKSHOP EQUIPMENT SUPPLIER	\$ 318.02
29/09/2020	74575	BUNBURY HIAB & TILTRAY	TILT TRAY SERVICES	\$ 863.50
14/09/2020	74266	BUNNINGS BUILDING SUPPLIES	CANCELLED PAYMENT	\$ -
16/09/2020	74327	BUNNINGS BUILDING SUPPLIES	HARDWARE SUPPLIES	\$ 3,349.53
18/09/2020	74404	BUNNINGS BUILDING SUPPLIES	HARDWARE SUPPLIES	\$ 2,071.92
29/09/2020	74573	BUNNINGS BUILDING SUPPLIES	HARDWARE SUPPLIES	\$ 1,269.00
25/09/2020	74455	BURRA NOMINEES PTY LTD	RATE REFUND	\$ 18,000.00
11/09/2020	74164	BUSSELTON AGRICULTURAL SERVICES (WA) PTY	RURAL SUPPLIES	\$ 334.00
11/09/2020	74157	BUSSELTON AUTO ELECTRICS	AUTO ELECTRICAL SERVICES	\$ 2,325.90
18/09/2020	74351	BUSSELTON AUTO ELECTRICS	AUTO ELECTRICAL SERVICES	\$ 392.10
11/09/2020	74126	BUSSELTON BEARING SERVICES	BEARING SUPPLIES	\$ 1,034.74
18/09/2020	74340	BUSSELTON BEARING SERVICES	BEARING SUPPLIES	\$ 833.47
29/09/2020	74491	BUSSELTON BEARING SERVICES	BEARING SUPPLIES	\$ 202.84
18/09/2020	74386	BUSSELTON CAFE AND RESTAURANTS PTY LTD	CATERING	\$ 1,030.50
18/09/2020	74333	BUSSELTON CITY F.C. INCORPORATED	KIDSPORT VOUCHERS	\$ 5,660.00
11/09/2020	74263	BUSSELTON FLORIST	FLOWERS AND GIFTS	\$ 100.00
25/09/2020	74473	BUSSELTON FOOTBALL & SPORTSMAN CLUB	ELECTRICITY REIMBURSEMENT	\$ 200.65
18/09/2020	74332	BUSSELTON HYDRAULIC SERVICES INC	HYDRAULIC SERVICES	\$ 59.49
11/09/2020	74119	BUSSELTON LOCKSMITH	SECURITY SUPPLIES	\$ 372.35
11/09/2020	74248	BUSSELTON MOTORS	VEHICLE PURCHASES / SERVICES / PARTS	\$ 319.84
25/09/2020	74435	BUSSELTON NETBALL ASSOCIATION	KIDSPORT VOUCHERS	\$ 1,500.00
4/09/2020	74034	BUSSELTON PEST & WEED CONTROL	PEST CONTROL SERVICES	\$ 2,112.00
11/09/2020	74257	BUSSELTON PEST & WEED CONTROL	PEST CONTROL SERVICES	\$ 10,723.52
18/09/2020	74401	BUSSELTON PEST & WEED CONTROL	PEST CONTROL SERVICES	\$ 2,683.17
29/09/2020	74570	BUSSELTON PEST & WEED CONTROL	PEST CONTROL SERVICES	\$ 1,879.81
11/09/2020	74267	BUSSELTON REFRIGERATION & AIRCON	REFRIGERATION/AIR CONDITIONING SERVICES	\$ 1,375.00
11/09/2020	74171	BUSSELTON REWINDS	PLANT PURCHASES/SERVICES / PARTS	\$ 1,544.40
18/09/2020	74357	BUSSELTON REWINDS	PLANT PURCHASES/SERVICES / PARTS	\$ 89.93
29/09/2020	74518	BUSSELTON REWINDS	PLANT PURCHASES/SERVICES / PARTS	\$ 161.70
18/09/2020	74403	BUSSELTON SENIOR HIGH SCHOOL	TREE PLANTING SUPPORT	\$ 200.00
4/09/2020	74075	BUSSELTON SENIOR HIGH SCHOOL P&C	COMMUNITY BIDS	\$ 10,000.00
25/09/2020	74470	BUSSELTON STATE EMERGENCY SERVICE	PETTY CASH REIMBURSEMENT	\$ 831.51
25/09/2020	74456	BUSSELTON TOYOTA	VEHICLE PURCHASES / SERVICES / PARTS	\$ 406.20
11/09/2020	74235	BUSSELTON WATER	WATER SERVICES	\$ 1,291.45
18/09/2020	74387	BUSSELTON WATER	WATER SERVICES	\$ 1,324.26

DATE	REF #	NAME	DESCRIPTION	AMOUNT
4/09/2020	74056	CAM MANAGEMENT SOLUTIONS	INTERPLAN RELATED EXPENSES	\$ 9,375.30
4/09/2020	74021	CAMPBELLS	GLC KIOSK PURCHASES	\$ 1,103.19
11/09/2020	74192	CAMPBELLS	GLC KIOSK PURCHASES	\$ 445.83
29/09/2020	74531	CAMPBELLS	GLC KIOSK PURCHASES	\$ 29.99
11/09/2020	74211	CAPE CELLARS	REFRESHMENTS	\$ 143.88
4/09/2020	74020	CAPE CONTAINERS	STORAGE AND EQUIPMENT HIRE	\$ 4,158.00
11/09/2020	74183	CAPE CONTAINERS	STORAGE AND EQUIPMENT HIRE	\$ 1,589.50
29/09/2020	74527	CAPE CONTAINERS	STORAGE AND EQUIPMENT HIRE	\$ 2,750.00
11/09/2020	74195	CAPECARE	COMMUNITY BID	\$ 2,200.00
29/09/2020	74546	CAROL MULHEARN	ART SALES	\$ 655.90
29/09/2020	74547	CARRAMAR COASTAL NURSERY	NURSERY SUPPLIES	\$ 170.50
29/09/2020	74498	CASTLEVIEW HOLDINGS PTY LTD	ART SALES	\$ 15.40
25/09/2020	74442	CATALYSE PTY LTD	COMMUNITY SURVEY SERVICES	\$ 4,400.00
4/09/2020	74022	CB TRAFFIC SOLUTIONS	TRAFFIC MANAGEMENT SERVICES	\$ 2,955.84
11/09/2020	74201	CB TRAFFIC SOLUTIONS	TRAFFIC MANAGEMENT SERVICES	\$ 5,644.11
18/09/2020	74366	CB TRAFFIC SOLUTIONS	TRAFFIC MANAGEMENT SERVICES	\$ 641.03
29/09/2020	74532	CB TRAFFIC SOLUTIONS	TRAFFIC MANAGEMENT SERVICES	\$ 2,308.68
11/09/2020	74223	CCS GROUP AU PTY LTD	SPECIALISED BUILDING AND CONSTRUCTION	\$ 2,860.00
11/09/2020	74162	CENTRAL REGIONAL TAFE	TRAINING SERVICES	\$ 1,710.60
11/09/2020	74239	CHILDREN'S BOOK COUNCIL OF AUSTRALIA	LIBRARY RESOURCES	\$ 262.50
29/09/2020	74533	CHLOE ABLA STUDIOS	ART SALES	\$ 21.00
11/09/2020	74199	CHOICECHEM	BITUMEN REMOVER	\$ 5,610.00
29/09/2020	74536	CHRISEA DESIGNS	ART SALES	\$ 66.50
4/09/2020	74009	CHRISTINE ANNE GARRATT	STAFF REIMBURSEMENT	\$ 92.01
29/09/2020	74550	CHRISTINE CRESSWELL	ART SALES	\$ 78.40
29/09/2020	74513	CHRISTINE SEATORY	ART SALES	\$ 3.50
4/09/2020	74038	CHUBB FIRE SAFETY	FIRE EQUIPMENT SERVICES	\$ 3,329.85
11/09/2020	74271	CHUBB FIRE SAFETY	FIRE EQUIPMENT SERVICES	\$ 7,341.23
16/09/2020	74329	CHUBB FIRE SAFETY	FIRE EQUIPMENT SERVICES	\$ 2,094.40
29/09/2020	74574	CHUBB FIRE SAFETY	FIRE EQUIPMENT SERVICES	\$ 256.19
10/09/2020	74102	CITY OF BUSSELTON	PAYROLL DEDUCTIONS REALLOCATION	\$ 5,288.23
24/09/2020	74428	CITY OF BUSSELTON	PAYROLL DEDUCTIONS REALLOCATION	\$ 5,288.23
10/09/2020	74098	CITY OF BUSSELTON CHRISTMAS CLUB	PAYROLL DEDUCTIONS	\$ 3,612.18
24/09/2020	74423	CITY OF BUSSELTON CHRISTMAS CLUB	PAYROLL DEDUCTIONS	\$ 3,612.18
24/09/2020	74424	CITY OF BUSSELTON STAFF LOTTO	STAFF LOTTO	\$ 260.00
10/09/2020	74104	CITY OF BUSSELTON-SOCIAL CLUB	SOCIAL CLUB REIMBURSEMENT	\$ 218.00
24/09/2020	74430	CITY OF BUSSELTON-SOCIAL CLUB	SOCIAL CLUB REIMBURSEMENT	\$ 218.00
29/09/2020	74510	CIVITEST PTY LTD ;SCOTTISH PACIFIC	SOIL COMPACTION TEST	\$ 2,164.18
4/09/2020	74027	CID EQUIPMENT PTY LTD	PLANT PURCHASES / SERVICES / PARTS	\$ 26,400.00
11/09/2020	74236	CID EQUIPMENT PTY LTD	PLANT PURCHASES / SERVICES / PARTS	\$ 199.03
4/09/2020	74043	CLEANAWAY	WASTE MANAGEMENT SERVICES	\$ 166.10
11/09/2020	74279	CLEANAWAY	WASTE MANAGEMENT SERVICES	\$ 4,935.48
29/09/2020	74576	CLEANAWAY	WASTE MANAGEMENT SERVICES	\$ 166.10
11/09/2020	74246	CLEANAWAY OPERATIONS PTY LTD	MAINTENANCE PARTS WASHER	\$ 968.56
18/09/2020	74394	CLEANAWAY OPERATIONS PTY LTD	MAINTENANCE PARTS WASHER	\$ 968.56
11/09/2020	74168	CLEANAWAY SOLID WASTE PTY LTD	WASTE DISPOSAL SERVICES	\$ 39.27
16/09/2020	74320	CLOUDPRESS	MANAGED WEBSITE HOSTING	\$ 599.01
11/09/2020	74288	COCA-COLA AMATIL	GLC KIOSK PURCHASES	\$ 573.34
4/09/2020	74011	COLES.COM.AU	COUNCIL & STAFF REFRESHMENTS	\$ 582.55
11/09/2020	74150	COLES.COM.AU	COUNCIL & STAFF REFRESHMENTS	\$ 306.04
16/09/2020	74313	COLES.COM.AU	COUNCIL & STAFF REFRESHMENTS	\$ 210.05
18/09/2020	74349	COLES.COM.AU	COUNCIL & STAFF REFRESHMENTS	\$ 54.41
29/09/2020	74504	COLES.COM.AU	COUNCIL & STAFF REFRESHMENTS	\$ 54.94
4/09/2020	74014	COMBINED METAL INDUSTRIES	STEEL PRODUCTS SUPPLIER	\$ 23.14
11/09/2020	74112	COMBINED TEAM SERVICES	TRAINING SERVICES	\$ 220.00
15/09/2020	74226	COMMUNICARE INC	CANCELLED PAYMENT	\$ -
18/09/2020	74380	COMMUNICARE INC	SPONSORSHIP PAYMENT	\$ 5,500.00
11/09/2020	74210	COMMUNITY INFORMATION SUPPORT SERVICES L	COMMUNITY DIRECTORIES	\$ 10,407.32
4/09/2020	74074	COMPUTER WEST	INFORMATION TECHNOLOGY SUPPLIER	\$ 385.00
11/09/2020	74179	COMPUTER WEST	INFORMATION TECHNOLOGY SUPPLIER	\$ 871.75
11/09/2020	74227	CONSULT DIRECT	CLEANING EQUIPMENT AND SERVICES	\$ 2,300.08
29/09/2020	74551	CONSULT DIRECT	CLEANING EQUIPMENT AND SERVICES	\$ 447.15
18/09/2020	74354	CORSIGN WA PTY LTD	SIGNAGE AND TRAFFIC ACCESSORIES	\$ 253.00
4/09/2020	74061	CR. GRANT HENLEY	COUNCILLOR PAYMENT	\$ 10,651.86
4/09/2020	74080	CR. J. BARRETT-LENNARD	COUNCILLOR PAYMENT	\$ 2,837.56
4/09/2020	74081	CR. K. COX	COUNCILLOR PAYMENTS	\$ 2,837.56
4/09/2020	74073	CR. KELLY LINDA HICK	COUNCILLOR PAYMENT	\$ 4,538.01
4/09/2020	74072	CR. LYNDON MILES	COUNCILLOR PAYMENT	\$ 2,837.56
4/09/2020	74067	CR. P. CARTER	COUNCILLOR PAYMENT	\$ 2,837.56
4/09/2020	74083	CR. P. CRONIN	COUNCILLOR PAYMENTS	\$ 2,837.56
4/09/2020	74066	CR. ROSS PAINE	COUNCILLOR PAYMENT	\$ 2,837.56
4/09/2020	74079	CR. SUSAN RICCELLI	COUNCILLOR PAYMENT	\$ 2,837.56
4/09/2020	74010	CRANFORD PLUMBING PTY LTD	PLUMBING SERVICES	\$ 3,097.94
11/09/2020	74134	CRANFORD PLUMBING PTY LTD	PLUMBING SERVICES	\$ 19,519.88
29/09/2020	74496	CRANFORD PLUMBING PTY LTD	PLUMBING SERVICES	\$ 3,958.89
4/09/2020	74048	CROSS SECURITY SERVICES	SECURITY SERVICES	\$ 3,599.02
29/09/2020	74578	CROSS SECURITY SERVICES	SECURITY SERVICES	\$ 1,274.12
29/09/2020	74543	CRYSTAL MCKENNA	BOND REFUND	\$ 100.00
18/09/2020	74368	CS LEGAL - CLOISTERS SQUARE	LEGAL RECOVERY ON RATING DEBTS	\$ 1,087.90
10/09/2020	74103	CSA OFFICIAL RECEIPTS ACCOUNT	SALARY DEDUCTIONS	\$ 585.44
24/09/2020	74429	CSA OFFICIAL RECEIPTS ACCOUNT	SALARY DEDUCTIONS	\$ 756.33
18/09/2020	74355	CTI SECURITY SYSTEMS PTY LTD	SECURITY SYSTEMS SUPPLY AND MONITORING	\$ 1,287.00
29/09/2020	74528	CURLY'S REMOVALS	FURNITURE TRANSPORT	\$ 300.00
29/09/2020	74502	CYNTHIA DIX	ART SALES	\$ 115.50
11/09/2020	74149	D MCKENZIE T/A LITORIA ECOSERVICES	CONSULTANCY SERVICES	\$ 8,599.25
18/09/2020	74346	D MCKENZIE T/A LITORIA ECOSERVICES	CONSULTANCY SERVICES	\$ 710.60
29/09/2020	74501	D MCKENZIE T/A LITORIA ECOSERVICES	CONSULTANCY SERVICES	\$ 3,619.00
4/09/2020	74087	DALE MURPHY	BTIP REFUND	\$ 62.00
18/09/2020	74388	DAVID GRAY & CO	GARBAGE BINS & PARTS SUPPLIER	\$ 2,798.40
14/09/2020	74269	DAVID MILDWATERS ELECTRICAL	CANCELLED PAYMENT	\$ -
16/09/2020	74328	DAVID MILDWATERS ELECTRICAL	MAINTENANCE SERVICES	\$ 2,001.33
11/09/2020	74220	DAVID WILLS AND ASSOCIATES	CONSULTING ENGINEERING	\$ 693.00
18/09/2020	74377	DAVID WILLS AND ASSOCIATES	CONSULTING ENGINEERING	\$ 1,116.50
11/09/2020	74260	DAYMASTER PTY LTD	BUILDING PRODUCT SUPPLIER	\$ 119.64
25/09/2020	74466	DAYMASTER PTY LTD	BUILDING PRODUCT SUPPLIER	\$ 422.90
18/09/2020	74343	DEPARTMENT OF HUMAN SERVICES	CHARGES FOR CENTREPAY FACILITY	\$ 137.61
25/09/2020	74434	DEPARTMENT OF PLANNING, LANDS AND HERITAGE	DEVELOPMENT ASSESSMENT PANEL PAYMENT	\$ 9,411.00
11/09/2020	74108	DEPARTMENT OF PREMIER AND CABINET STATE	LEGAL PUBLICATIONS	\$ 108.15
4/09/2020	74063	DEPARTMENT OF TRANSPORT	VEHICLE OWNERSHIP SEARCHES	\$ 129.20
11/09/2020	74117	DEPARTMENT OF TRANSPORT	VEHICLE OWNERSHIP SEARCHES	\$ 98.60

DATE	REF #	NAME	DESCRIPTION	AMOUNT
4/09/2020	74070	DEPARTMENT OF WATER AND ENVIRONMENT REGULATIONS	ENVIRONMENTAL SERVICES	\$ 225.00
18/09/2020	74376	DEVLYN CONSTRUCTIONS PTY LTD	CONSTRUCTION SERVICES	\$ 153,386.08
1/10/2020	74590	DEVLYN CONSTRUCTIONS PTY LTD	CONSTRUCTION AND ENGINEERING SERVICES	\$ 393,289.52
25/09/2020	74438	DG & DK HOLDEN	STAFF REIMBURSEMENT	\$ 181.00
11/09/2020	74188	DISCOVER DEADLY	SNAKE SAFETY AWARENESS	\$ 1,210.00
25/09/2020	74447	DISCOVER DEADLY	SNAKE SAFETY AWARENESS	\$ 360.00
11/09/2020	74207	DIVERSECO PTY LTD	EQUIPMENT SUPPLY AND MAINTENANCE	\$ 1,040.60
4/09/2020	74055	DOOR HARDWARE SOLUTIONS	HARDWARE SUPPLIES	\$ 2,198.68
11/09/2020	74297	DOOR HARDWARE SOLUTIONS	HARDWARE SUPPLIES	\$ 1,073.17
14/09/2020	74176	DORSOGNA LIMITED	CANCELLED PAYMENT	\$ -
16/09/2020	74318	DORSOGNA LIMITED	ICE CREAM AND SMALL GOODS	\$ 760.45
18/09/2020	74360	DORSOGNA LIMITED	GLC CAFÉ SUPPLIES	\$ 1,022.18
25/09/2020	74444	DORSOGNA LIMITED	GLC CAFÉ SUPPLIES	\$ 188.22
11/09/2020	74161	DOUTH CONTRACTING	PROPERTY & GARDEN MAINTENANCE	\$ 1,883.53
18/09/2020	74341	DOWN SOUTH WINDOW TINT	PLANT WINDSCREEN REPAIRS	\$ 110.00
29/09/2020	74499	DOWN SOUTH WINDOW TINT	PLANT WINDSCREEN REPAIRS	\$ 880.00
29/09/2020	74489	DS SADDLETON	ART SALES	\$ 21.00
4/09/2020	74032	DUNSBOROUGH VOLUNTEER BUSHFIRE BRIGADE	CONTRIBUTION FOR HAZARD REDUCTION	\$ 735.00
4/09/2020	74036	DUNSBOROUGH & DISTRICT COUNTRY CLUB	GRANT FUNDING	\$ 11,000.00
11/09/2020	74276	DUNSBOROUGH & DISTRICTS PROGRESS ASSOCIATION	EVENT SPONSORSHIP	\$ 27,500.00
25/09/2020	74477	DUNSBOROUGH BAY YACHT CLUB	REFUND OF LEASE OVERPAYMENT	\$ 205.00
11/09/2020	74250	DUNSBOROUGH BOBCAT SERVICE	EARTHMOVING - BOBCAT HIRE	\$ 2,750.00
25/09/2020	74446	DUNSBOROUGH CONCRETE	CONCRETE SUPPLIES	\$ 53,889.00
29/09/2020	74567	EAGLE BAY BUSHFIRE BRIGADE	PETTY CASH REIMBURSEMENT	\$ 44.50
4/09/2020	74012	EF DAY & SN WILLIAMS	MAINTENANCE SERVICES	\$ 4,220.00
25/09/2020	74440	EF DAY & SN WILLIAMS	MAINTENANCE SERVICES	\$ 3,796.00
11/09/2020	74185	EIS CONTROL PTY LTD	ELECTRICAL SERVICES	\$ 1,903.00
29/09/2020	74516	ELAMOORE NATURAL SOAPS & COSMETICS PTY L	ART SALES	\$ 68.25
18/09/2020	74390	ELECTRICAL DISTRIBUTORS OF WA PTY LTD	ELECTRICAL SERVICES	\$ 43.68
18/09/2020	74393	ELECTRICITY NETWORKS CORPORATION	ELECTRICAL SERVICES	\$ 4,200.00
29/09/2020	74530	ELIZABETH BINT	ART SALES	\$ 220.50
18/09/2020	74383	ELLEN MORRISSEY	RATE REFUND	\$ 53.95
11/09/2020	74107	ELLIOTS IRRIGATION PTY LTD	IRRIGATION SERVICES	\$ 286.00
29/09/2020	74478	ELLIOTS IRRIGATION PTY LTD	IRRIGATION SERVICES	\$ 858.00
11/09/2020	74135	ERG ELECTRICS PTY LTD	ELECTRICAL COMMUNICATION SERVICES	\$ 5,585.80
11/09/2020	74294	FACTORONE	MAINTENANCE SERVICES	\$ 338.25
4/09/2020	74024	FAIRTEL PTY LTD	TELECOMMUNICATION SERVICES	\$ 398.32
29/09/2020	74526	FAT DUCK CYCLES & ESPRESSO BAR	CYCLING ACCESSORIES	\$ 150.00
29/09/2020	74542	FAT RED BIRD DESIGNS	GRAPHIC DESIGN	\$ 440.00
11/09/2020	74301	FENCING SOLUTIONS	MAINTENANCE SERVICES	\$ 7,390.00
18/09/2020	74389	FENNESSY'S	VEHICLE PURCHASES / SERVICES / PARTS	\$ 579.05
11/09/2020	74133	FOUR POINTS BY SHERATON	ACCOMMODATION	\$ 424.00
29/09/2020	74555	FRANCIS D SMITH	REPAYMENT OF OVERPAYMENT OF RENT	\$ 1,680.00
11/09/2020	74293	FREEHILLS EFT ACCOUNT	LEGAL SERVICES	\$ 2,402.40
11/09/2020	74174	FRESH AS	DAIRY SUPPLIES TO COB	\$ 93.75
18/09/2020	74359	FRESH AS	DAIRY SUPPLIES TO COB	\$ 64.45
11/09/2020	74114	FULTON HOGAN INDUSTRIES PTY LTD	MAINTENANCE SERVICES	\$ 772.43
18/09/2020	74396	GALVINS PLUMBING PLUS	PLUMBING SUPPLIES	\$ 104.63
11/09/2020	74278	GAS-IT PIPE CONTRACTING	GAS SERVICES	\$ 728.20
11/09/2020	74238	GEMI PTY LTD	MAINTENANCE SERVICES	\$ 5,148.00
15/09/2020	74146	GEO CABINETS	CANCELLED PAYMENT	\$ -
25/09/2020	74451	GEO CABINETS	CARPENTRY SERVICES	\$ 4,602.40
18/09/2020	74358	GEOBOX PTY LTD	VEHICLE CAMERAS	\$ 264.00
29/09/2020	74520	GEOBOX PTY LTD	VEHICLE CAMERAS	\$ 2,336.40
11/09/2020	74167	GEOGRAPHE COMMUNITY LANDCARE NURSERY	NURSERY SUPPLIES	\$ 3,160.00
29/09/2020	74512	GEOGRAPHE COMMUNITY LANDCARE NURSERY	NURSERY SUPPLIES	\$ 40.00
15/09/2020	74169	GEOGRAPHE ELECTRICAL & COMMUNICATIONS GE	CANCELLED PAYMENT	\$ -
18/09/2020	74356	GEOGRAPHE ELECTRICAL & COMMUNICATIONS GE	ELECTRICAL SERVICES	\$ 3,274.00
11/09/2020	74140	GEOGRAPHE INDUSTRIAL SUPPLIES	INDUSTRIAL SUPPLIES	\$ 154.00
16/09/2020	74312	GEOGRAPHE INDUSTRIAL SUPPLIES	INDUSTRIAL SUPPLIES	\$ 154.00
11/09/2020	74245	GEOGRAPHE PETROLEUM	FUEL SERVICES	\$ 14,154.29
4/09/2020	74051	GEOGRAPHE SAWS AND MOWERS	PLANT PURCHASES / SERVICES / PARTS	\$ 49.40
18/09/2020	74409	GEOGRAPHE SAWS AND MOWERS	PLANT PURCHASES / SERVICES / PARTS	\$ 70.00
25/09/2020	74475	GEOGRAPHE SAWS AND MOWERS	PLANT PURCHASES / SERVICES / PARTS	\$ 1,788.70
29/09/2020	74580	GEOGRAPHE SAWS AND MOWERS	PLANT PURCHASES / SERVICES / PARTS	\$ 207.50
11/09/2020	74240	GEOGRAPHE TIMBER & HARDWARE	HARDWARE SUPPLIES	\$ 575.19
4/09/2020	74046	GHD PTY LTD	CONSULTANCY SERVICES	\$ 4,612.96
11/09/2020	74230	GLOBAL AIRSPACE SOLUTIONS PTY LTD	MAINTENANCE - INSTRUMENT FLIGHT PROCEDURE	\$ 7,700.00
18/09/2020	74352	GLOBAL SYNTHETICS PTY LTD	GEOTEXTILES AND GABIONS	\$ 2,202.32
11/09/2020	74138	GRACE RECORDS MANAGEMENT (AUSTRALIA) PTY	STORAGE SERVICES	\$ 350.96
11/09/2020	74292	GRASSIAS TURF MANAGEMENT	CRICKET PITCH MANAGEMENT SERVICES	\$ 3,900.00
18/09/2020	74412	GUMPTION PTY LTD	ADVERTISING SERVICES	\$ 4,610.00
25/09/2020	74459	HANSON CONSTRUCTION MATERIALS PTY LTD	CONCRETE SERVICES	\$ 13,522.08
11/09/2020	74196	HARBECKS TRANSPORT	SAND AND GRAVEL SUPPLIES	\$ 23,683.76
18/09/2020	74364	HARBECKS TRANSPORT	SAND AND GRAVEL SUPPLIES	\$ 15,376.33
18/09/2020	74418	HART SPORT	SPORT EQUIPMENT SUPPLIER	\$ 244.40
11/09/2020	74148	HEALTHSCOPE MEDICAL CENTRES	MEDICAL SERVICES	\$ 507.50
18/09/2020	74344	HEALTHSCOPE MEDICAL CENTRES	MEDICAL SERVICES	\$ 159.50
29/09/2020	74524	HELEN READING	ART SALES	\$ 30.80
11/09/2020	74202	HIFX LIMITED CLIENT SECURITY TRUST ACC	ELECTRONIC VISITOR MANAGEMENT SYSTEM	\$ 70.00
4/09/2020	74059	HIP POCKET WORKWEAR	UNIFORMS & PROTECTIVE CLOTHING	\$ 30.55
11/09/2020	74303	HIP POCKET WORKWEAR	UNIFORMS & PROTECTIVE CLOTHING	\$ 786.27
18/09/2020	74419	HIP POCKET WORKWEAR	UNIFORMS & PROTECTIVE CLOTHING	\$ 233.91
29/09/2020	74587	HIP POCKET WORKWEAR	UNIFORMS & PROTECTIVE CLOTHING	\$ 352.50
11/09/2020	74284	IC DEVELOPMENTS PTY LTD T/AS INNOVEST CO	CONSTRUCTION SERVICES	\$ 1,347.50
4/09/2020	74084	INDUSTRIAL ROADPAVERS (WA) PTY LTD	CIVIL AND LANDSCAPING WORKS	\$ 282,491.52
18/09/2020	74378	INK STRATEGY	CULTURAL INTERPRETATION STRATEGY	\$ 9,603.00
11/09/2020	74218	INSTANT PRODUCTS HIRE	PUBLIC ABLUTIONS HIRE AND SALES	\$ 2,522.80
4/09/2020	74065	IWEIGH SOLUTIONS PTY LTD	WASTE MANAGEMENT SOFTWARE	\$ 1,320.00
4/09/2020	74091	JACK IN THE BOX CORPORATION PTY LTD	MARKETING SERVICES	\$ 2,564.10
29/09/2020	74487	JALINDIA GALLERY & FRAMERS	ART SALES	\$ 10.50
4/09/2020	74018	JASMINE SGROI	STAFF REIMBURSEMENT	\$ 73.00
4/09/2020	74092	JD & JE CORKER	STAFF REIMBURSEMENT	\$ 86.00
16/09/2020	74322	JEMMA MANN	STAFF REIMBURSEMENT	\$ 79.65
4/09/2020	74086	JENNA RANDALL	BJTP REFUND	\$ 127.00
29/09/2020	74515	JENNIFER BROWN	ART SALES	\$ 94.00
11/09/2020	74180	JET ADVENTURES	BOND REFUND	\$ 1,012.00
18/09/2020	74334	JIGSAW SIGNS & PRINT	SIGNAGE SERVICES	\$ 55.00
29/09/2020	74482	JIGSAW SIGNS & PRINT	SIGNAGE SERVICES	\$ 120.00
29/09/2020	74556	JONATHAN LEACH	RATE REFUND	\$ 698.69

DATE	REF #	NAME	DESCRIPTION	AMOUNT
29/09/2020	74535	JULIE GUTHRIDGE	ART SALES	\$ 63.00
16/09/2020	74311	JUSTIN SMITH	STAFF REIMBURSEMENT	\$ 220.00
11/09/2020	74219	KARL D CLIVELY	IRRIGATION AND PROJECT MANAGEMENT	\$ 2,640.00
29/09/2020	74545	KARL D CLIVELY	IRRIGATION AND PROJECT MANAGEMENT	\$ 631.40
16/09/2020	74317	KATE WESTERN	STAFF REIMBURSEMENT	\$ 6.00
11/09/2020	74309	KATRINE TUROY-SMITH	BOND REFUND	\$ 23,142.00
11/09/2020	74241	KD POWER	MAINTENANCE SERVICES	\$ 55.00
11/09/2020	74113	KEEN BOYS TRANSPORT PTY LTD	MR LICENCE TRAINING	\$ 905.00
18/09/2020	74335	KERRY HILL ARCHITECTS	ARCHITECTURAL SERVICES	\$ 147,288.00
25/09/2020	74436	KERRY HILL ARCHITECTS	ARCHITECTURAL SERVICES	\$ 14,728.80
4/09/2020	74071	KITCHEN TAKEOVERS	CATERING	\$ 850.80
11/09/2020	74173	KITCHEN TAKEOVERS	CATERING	\$ 140.00
29/09/2020	74521	KITCHEN TAKEOVERS	CATERING	\$ 932.00
11/09/2020	74189	KMART BUSSELTON	RETAIL HOME WARES	\$ 87.50
29/09/2020	74517	KMJ FENCING	FENCING SERVICES	\$ 1,210.00
18/09/2020	74367	KOMATSU AUSTRALIA	VEHICLE PURCHASE AND PARTS	\$ 40.67
29/09/2020	74519	KWIK KOFFEE BUSSELTON	CATERING	\$ 79.80
18/09/2020	74384	KYLE & COMPANY	LEGAL SERVICES	\$ 13,310.00
4/09/2020	74089	LANDGATE (VALUER GENERAL'S OFFICE)	LAND VALUATIONS	\$ 170.92
25/09/2020	74460	LANDGATE (VALUER GENERAL'S OFFICE)	LAND VALUATIONS	\$ 213.65
25/09/2020	74458	LANDGATE CUSTOMER ACCOUNT	LAND INFORMATION AND TITLE SEARCHES	\$ 315.90
18/09/2020	74337	LANDMARK PRODUCTS LTD	ENVIRONMENTAL SERVICES	\$ 45,749.00
11/09/2020	74118	LANDSAVE ORGANICS	LANDSCAPING SERVICE	\$ 4,565.00
18/09/2020	74338	LANDSAVE ORGANICS	LANDSCAPING SERVICE	\$ 1,100.00
29/09/2020	74488	LANDSAVE ORGANICS	LANDSCAPING SERVICE	\$ 1,006.50
25/09/2020	74439	LARRY PRICE	MECHANICAL SERVICES	\$ 987.25
11/09/2020	74262	LAWRENCE & HANSON	ELECTRICAL/PROTECTIVE CLOTHING SUPPLIES	\$ 3,656.64
4/09/2020	74053	LD TOTAL	LANDSCAPING SERVICES	\$ 33,548.35
18/09/2020	74411	LD TOTAL	LANDSCAPING SERVICES	\$ 1,078.00
29/09/2020	74581	LD TOTAL	LANDSCAPING SERVICES	\$ 63,939.70
29/09/2020	74584	LE & OG ISBEL	ART SALES	\$ 18.40
16/09/2020	74310	LEEUWIN CIVIL PTY LTD	HIRE EQUIPMENT SERVICES	\$ 6,004.56
25/09/2020	74433	LEEUWIN CIVIL PTY LTD	HIRE EQUIPMENT SERVICES	\$ 16,234.90
11/09/2020	74290	LEEUWIN TRANSPORT	COURIER SERVICES	\$ 2,290.19
11/09/2020	74258	LEISURE INSTITUTE OF WA AQUATICS INC	TRAINING SERVICES	\$ 132.00
29/09/2020	74561	LESLEY ROBINSON	BOND REFUND	\$ 100.00
11/09/2020	74144	LG CONNECT PTY LTD	TECHNICAL CONSULTING	\$ 2,970.00
11/09/2020	74198	LIFE READY PHYSIO & PILATES BUSSELTON	MUSCULOSKELETAL FUNCTIONAL CAPACITY	\$ 148.50
11/09/2020	74203	LIVING MADLY PTY LTD	BAKERY CATERING	\$ 612.00
11/09/2020	74306	LOCAL GOVERNMENT PROFESSIONALS AUSTRALIA	TRAINING SERVICES	\$ 894.95
18/09/2020	74420	LOCAL GOVERNMENT PROFESSIONALS AUSTRALIA	TRAINING SERVICES	\$ 531.00
29/09/2020	74588	LOCAL GOVERNMENT PROFESSIONALS AUSTRALIA	TRAINING SERVICES	\$ 531.00
25/09/2020	74441	LOTIX FILTER CLEANING SERVICE	PLANT FILTER CLEANING SERVICE	\$ 139.26
29/09/2020	74553	LUMEN IT PTY LTD	IT SECURITY SYSTEMS	\$ 690.80
11/09/2020	74243	MACDONALD JOHNSTON PTY LTD	ENGINEERING - PLANT SPARES & SERVICING	\$ 842.62
11/09/2020	74299	MAIA FINANCIAL	LEASING PAYMENTS	\$ 3,135.00
18/09/2020	74417	MAIA FINANCIAL	LEASING PAYMENTS	\$ 136,397.77
11/09/2020	74242	MALATESTA ROAD PAVING	ROAD HOTMIX / PAVING SERVICES	\$ 44,737.78
18/09/2020	74391	MALATESTA ROAD PAVING	ROAD HOTMIX / PAVING SERVICES	\$ 3,879.10
25/09/2020	74457	MALATESTA ROAD PAVING	ROAD HOTMIX / PAVING SERVICES	\$ 27,815.96
29/09/2020	74541	MALCOLM ROBERTS	ART SALES	\$ 136.50
18/09/2020	74415	MARAGLAD HOLDINGS PTY LTD	FIRE CONTROL SERVICES	\$ 550.00
29/09/2020	74560	MARGARET LANGOULANT	RATE REFUND	\$ 570.72
4/09/2020	74064	MARGARET PARKE	ART SALES	\$ 216.00
11/09/2020	74151	MARGARET RIVER BUSSELTON TOURISM ASSOCIATION	ADVERTISING	\$ 11,000.00
11/09/2020	74159	MARGARET RIVER ENGINEERING AND SUPPLIES	STEEL FABRICATION	\$ 11,115.50
11/09/2020	74137	MARGARET RIVER FENCING	FENCING & MAINTENANCE SERVICES	\$ 2,557.50
18/09/2020	74382	MARK & MICHELLE GELMI	RATE REFUND	\$ 8,000.00
4/09/2020	74013	MARKETFORCE PTY LTD	ADVERTISING SERVICES	\$ 577.58
18/09/2020	74350	MARKETFORCE PTY LTD	ADVERTISING SERVICES	\$ 187.00
29/09/2020	74497	MATTHEW SHARP & SUSAN SMITH	ART SALES	\$ 35.00
29/09/2020	74538	MATTHEW WHITE	BOND REFUND	\$ 100.00
18/09/2020	74416	MCGREGOR WJ & J	MANAGEMENT BUSSELTON JETTY TOURIST PARK	\$ 43,908.01
11/09/2020	74233	ME RAINY TIAS PK COURIERS	COURIER SERVICES	\$ 224.40
11/09/2020	74209	MECHANICAL PROJECT SERVICES	AIRCONDITIONING & REFRIGERATION SERVICES	\$ 2,840.20
11/09/2020	74232	MESSAGEMEDIA	BULK BUSINESS SMS	\$ 7,021.08
18/09/2020	74363	MICHAEL SHERRY PAINTING AND DECORATING P	PAINTING SERVICES	\$ 2,585.00
29/09/2020	74479	MR & MRS D HADDON	ART SALES	\$ 31.50
11/09/2020	74222	MUIRS	VEHICLE MAINTENANCE	\$ 175.52
11/09/2020	74147	MULLOWAY STUDIO PTY LTD	INTERPRETATION DESIGN AND CONSULTANCY	\$ 1,273.50
11/09/2020	74229	MULTISPARES LTD	VEHICLE PARTS	\$ 14,740.00
4/09/2020	74017	MURDOCH UNIVERSITY	RESEARCH SERVICES	\$ 10,215.93
25/09/2020	74454	MYELOMA FOUNDATION OF AUSTRALIA INC.	BOND REFUND	\$ 244.00
11/09/2020	74145	NAMES PLUS EMBROIDERY	EMBROIDERY SERVICES	\$ 1,080.00
29/09/2020	74540	NATURAL EDGE FRAMING & PHOTOGRAPHY	ART SALES	\$ 218.75
16/09/2020	74315	NATURALISTE HYGIENE SERVICES	HYGIENE SERVICES	\$ 1,050.00
29/09/2020	74506	NATURALISTE HYGIENE SERVICES	HYGIENE SERVICES	\$ 550.00
11/09/2020	74190	NATURALISTE TURF	TURF MAINTENANCE SERVICES	\$ 9,341.29
11/09/2020	74304	NEVERFAIL SPRINGWATER LTD	WATER REFILL SERVICE - DUNS WASTE FACILITY	\$ 242.55
11/09/2020	74197	NEW IMAGE LANDSCAPING AND MAINTENANCE	LANDSCAPE MAINTENANCE	\$ 448.80
25/09/2020	74453	NEWAY TRANSPORT	COURIER SERVICES	\$ 1,406.66
4/09/2020	74030	NICHOLLS MACHINERY	PLANT PURCHASES / SERVICES / PARTS	\$ 459.80
11/09/2020	74244	NICHOLLS MACHINERY	PLANT PURCHASES / SERVICES / PARTS	\$ 2,899.14
29/09/2020	74566	NICHOLLS MACHINERY	PLANT PURCHASES / SERVICES / PARTS	\$ 159.71
16/09/2020	74321	NIGHTLIFE MUSIC PTY LTD	MUSIC AND VIDEO SUBSCRIPTION SERVICES	\$ 413.99
11/09/2020	74143	NSCO CONSULTING	CONSULTANCY AND TRAINING	\$ 1,049.95
11/09/2020	74286	NVMS (NOISE & VIBRATION SYSTEMS) P/L	NOISE LEVEL ANALYSER SUPPLIER	\$ 1,265.00
2/09/2020	74004	OCEAN AIR CARPET CARE	CLEANING SERVICES	\$ 30,457.35
1/10/2020	74589	OCEAN AIR CARPET CARE	CLEANING SERVICES	\$ 29,212.70
29/09/2020	74523	OFFICEWORKS	OFFICE EQUIPMENT SERVICES	\$ 138.84
4/09/2020	74006	OLIVER DARBY	STAFF REIMBURSEMENT	\$ 150.00
4/09/2020	74058	ONEMUSIC AUSTRALIA	MUSIC LICENSES	\$ 5,618.31
4/09/2020	74093	ONSITE RENTAL GROUP OPERATIONS PTY LTD	DRY HIRE	\$ 8,365.94
11/09/2020	74187	ONSITE RENTAL GROUP OPERATIONS PTY LTD	DRY HIRE	\$ 4,509.58
18/09/2020	74362	ONSITE RENTAL GROUP OPERATIONS PTY LTD	DRY HIRE	\$ 843.99
18/09/2020	74339	OPENCITIES PTY LTD	SOFTWARE SERVICES	\$ 8,872.63
11/09/2020	74177	OPRA AUSTRALIA PTY LTD	PSYCHOMETRIC ASSESSMENT SERVICES	\$ 726.00
18/09/2020	74342	OPTUS BILLING SERVICES PTY LTD	FIXED INTERNET ACCESS	\$ 547.20
11/09/2020	74120	ORANA CINEMAS BUSSELTON	ADVERTISING SERVICES	\$ 840.00
14/09/2020	74296	PACIFIC BIOLOGICS WAREHOUSE	CANCELLED PAYMENT	\$ -

DATE	REF #	NAME	DESCRIPTION	AMOUNT
16/09/2020	74330	PACIFIC BIOLOGICS WAREHOUSE	CHEMICAL SERVICES	\$ 22,029.70
4/09/2020	74078	PAUL SHERIDAN	STAFF REIMBURSEMENT	\$ 366.93
11/09/2020	74247	PENDREY AGENCIES P/L	CHEMICAL/RURAL SUPPLIES	\$ 4,054.40
18/09/2020	74395	PENDREY AGENCIES P/L	CHEMICAL/RURAL SUPPLIES	\$ 1,270.50
30/09/2020	74582	PENNANT HOUSE	CANCELLED PAYMENT	\$ -
4/09/2020	74054	PENSKE POWER SYSTEMS	PLANT PURCHASES / SERVICES / PARTS	\$ 371.86
4/09/2020	74062	PERTH ENERGY PTY LTD	ELECTRICITY SUPPLIER	\$ 47,216.10
29/09/2020	74562	PETER LASLETT	BOND REFUND	\$ 100.00
29/09/2020	74480	PHIL HOLLETT PHOTOGRAPHY	ART SALES	\$ 68.25
29/09/2020	74485	PHOENIX FOUNDRY PTY LTD	MEMORIAL PLAQUES SUPPLIER	\$ 250.80
4/09/2020	74044	PLANET GRAPHICS	PRINTING SERVICES	\$ 795.00
11/09/2020	74152	POLYLINK	RETICULATION SUPPLIES	\$ 4,017.20
18/09/2020	74365	POWER MEDICAL CENTRE	PRE EMPLOYMENT MEDICAL	\$ 159.50
4/09/2020	74033	PRESTIGE PRODUCTS	HOSPITALITY EQUIPMENT SUPPLIER	\$ 148.50
11/09/2020	74253	PRESTIGE PRODUCTS	HOSPITALITY EQUIPMENT SUPPLIER	\$ 1,564.19
25/09/2020	74461	PRESTIGE PRODUCTS	HOSPITALITY EQUIPMENT SUPPLIER	\$ 1,628.56
29/09/2020	74569	PRESTIGE PRODUCTS	HOSPITALITY EQUIPMENT SUPPLIER	\$ 738.74
18/09/2020	74372	PROFESSIONAL CABLING SERVICES	CABLING SERVICES	\$ 231.00
18/09/2020	74397	PRO-LINE KERBING	KERBING SERVICES	\$ 3,514.50
29/09/2020	74568	PRO-LINE KERBING	KERBING SERVICES	\$ 13,653.20
11/09/2020	74158	PVR INDUSTRIAL PTY LTD	INDUSTRIAL PUMP REPAIRS	\$ 3,252.03
4/09/2020	74025	QED ENVIRONMENTAL SERVICES	SURFACE TESTING	\$ 2,750.00
11/09/2020	74228	QED ENVIRONMENTAL SERVICES	SURFACE TESTING	\$ 2,420.00
16/09/2020	74324	R & A TROTT	STAFF REIMBURSEMENT	\$ 102.55
11/09/2020	74255	REPCO AUTO PARTS	PLANT PURCHASES / SERVICES / PARTS	\$ 108.90
25/09/2020	74463	REPCO AUTO PARTS	PLANT PURCHASES / SERVICES / PARTS	\$ 133.10
29/09/2020	74586	REPEAT PLASTICS (WA)	PLASTIC PRODUCT SUPPLIER	\$ 711.07
11/09/2020	74283	RICOH BUSINESS CENTRE	OFFICE EQUIPMENT SERVICES - PHOTOCOPYING	\$ 44.00
18/09/2020	74385	RJ & LJ BASSETT	RATE REFUND	\$ 3,943.30
4/09/2020	74094	RJ & VJ WILLMOTT	BOND REFUND	\$ 20,000.00
11/09/2020	74298	RMS (AUST)P/L	SOFTWARE SERVICES	\$ 120.45
11/09/2020	74251	RODS AUTO ELECTRICS	AUTO ELECTRICAL SERVICES	\$ 163.61
11/09/2020	74206	ROOF ACCESS WA	ROOF ACCESS PROVIDERS	\$ 4,675.00
4/09/2020	74031	ROYAL LIFE SAVING SOCIETY - AUSTRALIA	TRAINING SERVICES	\$ 39.60
29/09/2020	74511	RUTH BROOKS	ART SALES	\$ 168.00
4/09/2020	74052	SAFE & SURE SECURITY PTY LTD	SECURITY SERVICES - ALARM OCCURRENCE	\$ 1,859.00
11/09/2020	74295	SAFE & SURE SECURITY PTY LTD	SECURITY SERVICES - ALARM OCCURRENCE	\$ 1,001.00
11/09/2020	74224	SAGE CONSULTING ENGINEERS PTY LTD	ELECTRICAL CONSULTING ENGINEER	\$ 2,860.00
29/09/2020	74549	SAGE CONSULTING ENGINEERS PTY LTD	ELECTRICAL CONSULTING ENGINEER	\$ 2,332.00
11/09/2020	74132	SCOPE BUSINESS IMAGING	ELECTRONIC EQUIPMENT	\$ 192.50
14/09/2020	74212	SE & SJ REYNOLDS	CANCELLED PAYMENT	\$ -
16/09/2020	74323	SE & SJ REYNOLDS	CATERING	\$ 130.00
11/09/2020	74153	SEASIDE LANDSCAPING CONTRACTORS	LANDSCAPING SERVICES	\$ 2,018.50
25/09/2020	74443	SECURUS	SECURITY SYSTEMS SUPPLY AND MONITORING	\$ 498.50
29/09/2020	74492	SETON AUSTRALIA	SECURITY BARRIERS	\$ 364.10
4/09/2020	74039	SIGMA CHEMICALS	CHEMICAL SUPPLIER	\$ 196.90
11/09/2020	74272	SIGMA CHEMICALS	CHEMICAL SUPPLIER	\$ 85.80
4/09/2020	74068	SIMMO'S ICE CREAMERY	CATERING	\$ 3,300.00
10/09/2020	74097	SMARTSALARY PTY LTD	SALARY PACKAGING SERVICE	\$ 18,275.46
24/09/2020	74422	SMARTSALARY PTY LTD	SALARY PACKAGING SERVICE	\$ 18,275.46
4/09/2020	74042	SOILS AINT SOILS	NURSERY SUPPLIES	\$ 370.00
11/09/2020	74275	SOILS AINT SOILS	NURSERY SUPPLIES	\$ 312.84
18/09/2020	74379	SOS OFFICE EQUIPMENT	OFFICE EQUIPMENT SERVICES	\$ 2,827.28
11/09/2020	74110	SOUTH WEST ACADEMY OF SPORT	COMMUNITY BID	\$ 11,000.00
29/09/2020	74557	SOUTH WEST BOATS & BIKES	COMMERCIAL PERMIT REFUND	\$ 365.20
11/09/2020	74300	SOUTH WEST COUNSELLING	RATE REFUND	\$ 1,534.50
11/09/2020	74281	SOUTH WEST CYCLES	CYCLE SUPPLIER AND REPAIRS	\$ 160.00
11/09/2020	74200	SOUTH WEST OFFICE NATIONAL	STATIONERY	\$ 419.40
4/09/2020	74029	SOUTHERN LOCK AND SECURITY	SECURITY SERVICES	\$ 119.50
29/09/2020	74565	SOUTHERN LOCK AND SECURITY	SECURITY SERVICES	\$ 88.00
25/09/2020	74472	SOUTHERN MACHINING & MAINTENANCE	PLANT MAINTENANCE SERVICES	\$ 110.00
11/09/2020	74268	SOUTHWEST TYRE SERVICE	PLANT TYRE SUPPLIER / REPAIRER	\$ 1,221.90
18/09/2020	74406	SOUTHWEST TYRE SERVICE	PLANT TYRE SUPPLIER / REPAIRER	\$ 8,700.00
4/09/2020	74015	SPICE ODYSSEY	CATERING	\$ 238.00
4/09/2020	74076	SPORTSPOWER	SPORT EQUIPMENT SUPPLIER	\$ 320.00
4/09/2020	74047	SPORTSWORLD OF WA	SPORT EQUIPMENT SUPPLIER	\$ 1,326.60
29/09/2020	74577	SPORTSWORLD OF WA	SPORT EQUIPMENT SUPPLIER	\$ 831.60
11/09/2020	74234	SPOTLIGHT PTY LTD	VACATION CARE SUPPLIES	\$ 108.00
11/09/2020	74121	ST JOHN AMBULANCE	TRAINING SERVICES	\$ 480.00
18/09/2020	74392	ST MARY'S COMMUNITY CARE	COMMUNITY SERVICES	\$ 1,250.00
10/09/2020	74096	STOCKER PRESTON RESIDENTIAL	RENT - A NOTTLE	\$ 860.00
24/09/2020	74421	STOCKER PRESTON RESIDENTIAL	RENT - A NOTTLE	\$ 860.00
18/09/2020	74410	STRATAGREEN	NURSERY SUPPLIES	\$ 39.90
29/09/2020	74503	SUE KALAB	ART SALES / WORKSHOP	\$ 56.00
11/09/2020	74139	SUMMERS CONSULTING	MOSQUITO BREEDING MONITORING	\$ 1,154.01
11/09/2020	74106	SUNNY SIGN COMPANY PTY LTD	SIGNAGE SERVICES	\$ 19,676.80
10/09/2020	74105	SUPERCHOICE	SUPERANNUATION	\$ 162,596.87
24/09/2020	74431	SUPERCHOICE	SUPERANNUATION	\$ 166,883.77
11/09/2020	74289	SURVCON P/L	SURVEY SERVICES	\$ 7,091.16
29/09/2020	74548	SUZANNA HAY	ART SALES	\$ 594.00
11/09/2020	74252	SW PRECISION PRINT	PRINTING SERVICES	\$ 297.00
18/09/2020	74398	SW PRECISION PRINT	PRINTING SERVICES	\$ 3,290.00
2/09/2020	74005	SYNERGY	ELECTRICITY SUPPLIES	\$ 13,865.97
11/09/2020	74204	SYNERGY	ELECTRICITY SUPPLIES	\$ 87,067.74
18/09/2020	74369	SYNERGY	ELECTRICITY SUPPLIES	\$ 14,725.81
25/09/2020	74448	SYNERGY	ELECTRICITY SUPPLIES	\$ 8,132.46
11/09/2020	74128	TACTILE INDICATORS PTY LTD	TERRACOTTA PATHFINDERS	\$ 1,792.00
18/09/2020	74347	TAJII HOUSE	WELLNESS PROGRAM	\$ 150.00
11/09/2020	74136	TAMARA DRISCOLL CLEANING MADE EASY	CLEANING SERVICES	\$ 282.00
18/09/2020	74373	TECH WINDOW GAVIN KENNETH BARNES T/AS	IT SUPPORT AND RETAIL SALES	\$ 99.80
4/09/2020	74041	TECHNOLOGY ONE	SOFTWARE SERVICES	\$ 1,089.00
11/09/2020	74274	TECHNOLOGY ONE	SOFTWARE SERVICES	\$ 2,420.00
29/09/2020	74483	THAT GUY'S RECYCLING PTY LTD T/A ::TOTAL	RECYCLING E-WASTE SERVICES	\$ 1,540.77
11/09/2020	74111	THE ASSOCIATION FOR PAYROLL SPECIALISTS	MEMBERSHIP / CONFERENCE	\$ 860.00
11/09/2020	74221	THE FLOWER PLACE BUSSELTON	FLORAL ARRANGEMENTS	\$ 130.00
11/09/2020	74184	THE GOOD EGG CAFE	VENUE HIRE AND CATERING	\$ 617.00
29/09/2020	74552	THE LEMON TREE HOME & GIFT STORE	GIFTS AND HOMEWARES	\$ 150.00
16/09/2020	74314	THE URBAN COFFEE HOUSE	CATERING	\$ 520.00
29/09/2020	74505	THE URBAN COFFEE HOUSE	CATERING	\$ 826.00
29/09/2020	74537	THINK WATER DUNSBOROUGH	RETICULATION SERVICES	\$ 34.84





DATE	REF #	NAME	DESCRIPTION	AMOUNT
4/09/2020	74085	TIACS PTY LTD	WORK WEAR PPE	\$ 236.00
25/09/2020	74452	TIM ALLINGHAM	STAFF REIMBURSEMENT	\$ 57.00
11/09/2020	74205	TOLL TRANSPORT PTY LTD	COURIER SERVICES	\$ 343.64
18/09/2020	74370	TOLL TRANSPORT PTY LTD	COURIER SERVICES	\$ 401.18
25/09/2020	74449	TOLL TRANSPORT PTY LTD	COURIER SERVICES	\$ 88.06
11/09/2020	74265	TOTAL EDEN PTY LTD	RETICULATION & SUPPLIES	\$ 5,605.84
4/09/2020	74060	T-QUIP	MOWER PARTS & SERVICE	\$ 1,021.45
11/09/2020	74305	T-QUIP	MOWER PARTS & SERVICE	\$ 2,072.55
29/09/2020	74484	TRACIE ANDERSON	ART SALES	\$ 71.55
18/09/2020	74413	TRADE HIRE	PLANT HIRE & EQUIPMENT SERVICES	\$ 2,521.64
29/09/2020	74583	TRADE HIRE	PLANT HIRE & EQUIPMENT SERVICES	\$ 1,128.30
25/09/2020	74432	TRAFFIC FORCE	TRAFFIC MANAGEMENT SERVICES	\$ 9,875.06
4/09/2020	74057	TRIATHLON WESTERN AUSTRALIA INC	IRONMAN TRIATHLON	\$ 60,500.00
11/09/2020	74291	TRINITY	TRAINING SERVICES	\$ 440.00
11/09/2020	74170	TRUCK CENTRE (WA) PTY LTD	NEW VEHICLE PARTS & SERVICE	\$ 531.54
11/09/2020	74216	TRUCKLINE	PLANT PURCHASES / SERVICES / PARTS	\$ 141.54
29/09/2020	74558	TRUDI ANESBURY	BOND REFUND	\$ 100.00
11/09/2020	74160	TRUE TRACK TRUCK ALIGNING	WHEEL ALIGNMENT SERVICES	\$ 416.00
18/09/2020	74353	TRUE TRACK TRUCK ALIGNING	WHEEL ALIGNMENT SERVICES	\$ 242.00
11/09/2020	74280	TYREPOWER BUSSETON	PLANT TYRE SUPPLIER / REPAIRER	\$ 756.00
11/09/2020	74130	UAP AUSTRALIA PTY LTD	STREET FURNITURE	\$ 39,413.00
18/09/2020	74381	UNITING OUTREACH PARISH OF BUSSETON	COMMUNITY SERVICES	\$ 1,250.00
4/09/2020	74082	URBIS PTY LTD	PROPERTY ECONOMIC & RESEARCH CONSULTING	\$ 7,930.00
11/09/2020	74131	VORGE PTY LTD	GYM GOODS	\$ 2,145.00
29/09/2020	74494	VORGE PTY LTD	GYM GOODS	\$ 980.10
4/09/2020	74035	W.A. BOILER SPARES AND SERVICE	PLANT PURCHASES / SERVICES / PARTS	\$ 1,034.00
11/09/2020	74261	W.A. HINO SALES & SERVICE	PLANT PURCHASES / SERVICES / PARTS	\$ 992.89
25/09/2020	74467	W.A. HINO SALES & SERVICE	PLANT PURCHASES / SERVICES / PARTS	\$ 29.68
11/09/2020	74123	WA EXTERNAL SOLUTIONS	GUTTER MAINTENANCE	\$ 1,156.50
25/09/2020	74474	WA RANGERS ASSOCIATION	MEMBERSHIP FEES	\$ 405.00
10/09/2020	74101	WA SHIRE COUNCILS	UNION FEES	\$ 358.76
24/09/2020	74427	WA SHIRE COUNCILS	UNION FEES	\$ 358.76
25/09/2020	74476	WA SKILLS TRAINING	TRAINING SERVICES	\$ 230.00
18/09/2020	74405	WA TREASURY CORPORATION	LOAN REPAYMENTS	\$ 741,030.91
18/09/2020	74331	WALGA	WALGA TRAINING SERVICES	\$ 31,310.00
11/09/2020	74214	WARRINGTONFIRE AUSTRALIA PTY LTD	FIRE TESTING SERVICES	\$ 1,027.13
29/09/2020	74525	WE MCGILL	ART SALES	\$ 12.00
29/09/2020	74514	WELL DONE INTERNATIONAL PTY LTD	AFTERHOURS CALL CENTRE SERVICE	\$ 2,224.97
11/09/2020	74172	WELLGEVITY	PILATES AND BARRE CLASSES	\$ 850.00
11/09/2020	74254	WESFARMERS - BLACKWOODS	FLEET CONSUMABLES & MAINTENANCE PARTS	\$ 1,168.40
18/09/2020	74399	WESFARMERS - BLACKWOODS	FLEET CONSUMABLES & MAINTENANCE PARTS	\$ 58.32
25/09/2020	74462	WESFARMERS - BLACKWOODS	FLEET CONSUMABLES & MAINTENANCE PARTS	\$ 616.10
25/09/2020	74469	WESFARMERS KHG	GAS SERVICES	\$ 1,640.70
25/09/2020	74464	WEST OZ LINEMARKING	LINE MARKING SERVICES	\$ 2,074.60
11/09/2020	74155	WESTERN IRRIGATION PTY LTD	BORE AND IRRIGATION SERVICES	\$ 1,485.00
11/09/2020	74259	WESTRAC P/L	PLANT PURCHASES / SERVICES / PARTS	\$ 1,047.73
18/09/2020	74402	WESTRAC P/L	PLANT PURCHASES / SERVICES / PARTS	\$ 1,712.60
25/09/2020	74465	WESTRAC P/L	PLANT PURCHASES / SERVICES / PARTS	\$ 2,294.49
11/09/2020	74142	WESTSIDE TILT TRAY SERVICE	ABANDONED CAR REMOVAL	\$ 165.00
11/09/2020	74163	WHITCOMBE DRAFTING SERVICES	CIVIL DESIGN AND DRAFTING	\$ 4,387.50
11/09/2020	74124	WIZID PTY LTD	POOL ENTRY WRISTBANDS	\$ 113.30
4/09/2020	74050	WML CONSULTANTS PTY LTD	CONSULTANCY SERVICES	\$ 789.25
25/09/2020	74468	WORK CLOBBER	PROTECTIVE CLOTHING SUPPLIER	\$ 72.00
18/09/2020	74348	WORK METRICS	HEALTH AND SAFETY SOFTWARE	\$ 110.00
11/09/2020	74285	WREN OIL	WASTE OIL SERVICES	\$ 181.50
4/09/2020	74040	WRIGHT EXPRESS AUSTRALIA PTY LTD (COLES)	COUNCIL & STAFF REFRESHMENTS	\$ 289.55
4/09/2020	74095	WRIGHT EXPRESS AUSTRALIA PTY LTD (COLES)	COUNCIL & STAFF REFRESHMENTS	\$ 238.12
11/09/2020	74273	WRIGHT EXPRESS AUSTRALIA PTY LTD (COLES)	COUNCIL & STAFF REFRESHMENTS	\$ 432.05
18/09/2020	74407	WRIGHT EXPRESS AUSTRALIA PTY LTD (COLES)	COUNCIL & STAFF REFRESHMENTS	\$ 183.79
25/09/2020	74471	WRIGHT EXPRESS AUSTRALIA PTY LTD (COLES)	COUNCIL & STAFF REFRESHMENTS	\$ 518.77
29/09/2020	74481	XPANSE PTY LTD	COMPUTER SOFTWARE SUPPLIER	\$ 7,603.20
11/09/2020	74109	YALLINGUP LANDSCAPES	LANDSCAPING SERVICES	\$ 352.00
29/09/2020	74571	YALLINGUP RURAL BUSHFIRE BRIGADE	PETTY CASH REIMBURSEMENT	\$ 366.38
4/09/2020	74023	YELVERTON LIQUID WASTE	LIQUID WASTE REMOVAL	\$ 1,907.40
11/09/2020	74213	YELVERTON LIQUID WASTE	LIQUID WASTE REMOVAL	\$ 1,951.40
18/09/2020	74371	YELVERTON LIQUID WASTE	LIQUID WASTE REMOVAL	\$ 579.70
29/09/2020	74539	YELVERTON LIQUID WASTE	LIQUID WASTE REMOVAL	\$ 788.70
11/09/2020	74277	YOUTHCARE	SCHOOL CHAPLAINCY CONTRIBUTION	\$ 45,540.00
4/09/2020	74090	ZIPFORM PTY LTD	PRINTING SERVICES	\$ 14,986.60
11/09/2020	74249	ZIPFORM PTY LTD	PRINTING SERVICES	\$ 1,419.39
				\$ 5,070,991.00

TRUST PAYMENTS SEPTEMBER 2020				
DATE	REF #	NAME	DESCRIPTION	AMOUNT
10/09/2020	7528	DEPARTMENT OF MINES, INDUSTRY REGULATION & SAFETY	BUILDING SERVICES LEVY	\$ 28,809.59
10/09/2020	7529	CITY OF BUSSETON	VARIOUS REIMBURSEMENTS	\$ 787.75
10/09/2020	7530	CONSTRUCTION TRAINING FUND	BCITF LEVY	\$ 2,136.60
				\$ 31,733.94

DIRECT DEBIT PAYMENTS SEPTEMBER 2020				
DATE	REF #	NAME	DESCRIPTION	AMOUNT
14/09/2020	4252	A COHEN	REFUND OF RATE OVERPAYMENT	\$ 2,595.95
16/09/2020	4261	A KOMNINOS	REFUND OF RATE OVERPAYMENT	\$ 2,464.45
7/09/2020	4273	A.N.Z. BANK - VISA CARD	CREDIT CARD PAYMENT	\$ 19,366.40
		THE INSTITUTION OF ENGINEERS	MEMBERSHIP RENEWAL - ENGINEERS AUST.	\$ 451.00
		APPLE.COM/BILL	ICLOUD STORAGE	\$ 4.49
		MAIN ROADS WA HEAVY VEHICLES	PERMIT FOR SPECIAL PURPOSE VEHICLE NEW VOLVO WHEEL LOADER	\$ 50.00
		KINDRED NOMINEES, BOYANUP (BULL & BUSH TAVERN)	SW CEO'S MEETING - LUNCH	\$ 38.00
		BOOKING.COM AUSTRALIA SYDNEY (CROWN PROMENADE)	ACCOM FOR MAYOR TO ATTEND WALGA AGM AND POLITICAL FORUM	\$ 199.00
		OFFICE WORKS ON LINE	ITEMS FOR CITIZENSHIP CEREMONY CATERING	\$ 90.10
		SENTINEL BAR & GRILL	RACWA MEETING PERTH	\$ 54.00
		QT PERTH	RACWA MEETING -ACCOMMODATION	\$ 200.14
		QT PERTH	RACWA MEETING -ACCOMMODATION	\$ 200.14
		QT PERTH	RACWA MEETING PERTH	\$ 63.68
		ONE RUSTIC BLOOM	SYMPATHY FLOWER DELIVERY FOR STAFF	\$ 80.00
		PAYPAL PROCAD PTY LTD 4029357733	MICROSTATION FUNDAMENTALS TRAINING	\$ 1,950.00
		WESTERN AUSTRALIA EAST PERTH	ANNUAL CORPORATE FIREARMS LICENCE	\$ 131.00
		FACEBOOK G6DC4VEV2 FB.ME/ADS	ART GEO FACEBOOK ADVERTISING	\$ 51.47
		SENDGRID \$14.95 USD 0.63 AUD	PROVIDE EMAIL CAPABILITY TO CUSTOMERS	\$ 21.56
		PAYPAL *YOUTH AFFAIR 4029357733	YACWA MEMBERSHIP -REGIONAL	\$ 165.00

DATE	REF #	NAME	DESCRIPTION	AMOUNT
		SPOTIFY P10E845C90 SYDNEY	MUSIC FOR YOUTH EVENTS	\$ 17.99
		WOTIF SYDNEY	ACCOMMODATION	\$ 232.22
		WOTIF SYDNEY	ACCOMMODATION CANCELLATION CREDIT	-\$ 116.11
		WOTIF SYDNEY	ACCOMMODATION CANCELLATION CREDIT	-\$ 116.11
		CANVA* HTTPSCANVA.CO 119.40 USD 5.02 AUD	WEB BASED DESIGN SUBSCRIPTION	\$ 172.32
		COLES EXPRESS 2012 DUNSBOROUGH	FUEL	\$ 90.60
		FACEBK FD2ZPVJFC2 FB.ME/ADS	FACEBOOK ADVERTISING - CRC LEASING	\$ 51.50
		MAILCHIMP *MONTHLY MAILCHIMP.COM	BAY TO BAY NEWSLETTER ELECTRONIC MAIL OUT	\$ 275.56
		SAI GLOBAL LIMITED NSW SYDNEY	AUSTRALIAN STANDARDS	\$ 518.19
		ACCESS CARDIOLOGY PTY NEDLANDS	MEDICAL REPORT FOR EMPLOYEE	\$ 550.00
		MANAGEMENT CONSULTANCY SYDNEY	CERT IV IN LEADERSHIP AND MANAGEMENT	\$ 1,350.00
		MANAGEMENT CONSULTANCY SYDNEY	CERT IV IN LEADERSHIP AND MANAGEMENT	\$ 1,500.00
		PAY ECU EDU AU WEB JOONDALUP	STUDY ASSISTANCE - MBA UNIT 6030	\$ 3,606.20
		ZOOM.US 888-799-9666 WWW.ZOOM.US	ZOOM PRO LICENCE FOR WFH PREP	\$ 21.62
		PAYPAL *KAIYUANMAOD EB 4029357733	SAMSUNG TABLET ACCESSORIES - VEHICLE TRAYS	\$ 207.92
		PAYPAL *ETRONICSPTY EB 4029357733	SAMSUNG TABLET ACCESSORIES - CAR CHARGERS	\$ 191.12
		AMAZON MKTPLC AU SYDNEY SOUTH	SAMSUNG TABLET ACCESSORIES - ACTIV PRO CASES	\$ 279.69
		PC-EFTPOS PTY LTD SYDNEY	EFTPOS SYSTEM LIBRARY INTEGRATIONS	\$ 55.00
		AUSSIE BROADBAND PTY L MORWELL	MIKE ARCHER -RESIDENTIAL BROADBAND	\$ 65.00
		CANVA PTY LIMITED SYDNEY	CANVA SUBSCRIPTION	\$ 839.40
		APPLE.COM/BILL SYDNEY	MIKE ARCHER ICLOUD	\$ 4.49
		OFWKS ONLINE BENTLEIGH 03	BLU YETI MICROPHONE	\$ 158.00
		ZOOM.US 888-799-9666 WWW.ZOOM.US	ZOOM PRO LICENCES	\$ 190.25
		KMART 1241 BUSSELTON	HDMI CABLES FOR WFH	\$ 117.00
		ZOOM.US 888-799-9666 WWW.ZOOM.US	ZOOM PRO LICENCE	\$ 18.41
		ZOOM.US 888-799-9666 WWW.ZOOM.US	ZOOM PRO LICENCE	\$ 257.77
		ZOOM.US 888-799-9666 WWW.ZOOM.US	ZOOM PRO LICENCE	\$ 18.42
		ZOOM.US 888-799-9666 WWW.ZOOM.US	ZOOM PRO LICENCE	\$ 18.42
		ZOOM.US 888-799-9666 WWW.ZOOM.US	ZOOM PRO LICENCE	\$ 17.64
		ZOOM.US 888-799-9666 WWW.ZOOM.US	ZOOM PRO LICENCE	\$ 33.75
		ZOOM.US 888-799-9666 WWW.ZOOM.US	ZOOM PRO LICENCE	\$ 16.88
		AUSTRALIAN INSTITUTE O GLADSTONE PAR	AHHS MEMBERSHIP	\$ 220.00
		AUSTRALIAN INSTITUTE O GLADSTONE PAR	AHHS MEMBERSHIP	\$ 220.00
		ST JOHN AMBULANCE AUST BELMONT	FIRST AID SUPPLIES	\$ 61.70
		PAYPAL *AVIASSIST 4029357733	REMOTE PILOT LICENCE (FULL COURSE) MULTIROTOR 25KG	\$ 2,750.00
		PLURALSIGHT 801-7849007 328.90 USD 13.88 AUD	PLURAL SIGHT MEMBERSHIP	\$ 476.66
		PLURALSIGHT 801-7849007 328.90 USD 13.88 AUD	PLURAL SIGHT MEMBERSHIP	\$ 476.66
		PLURALSIGHT 801-7849007 328.90 USD 13.88 AUD	PLURAL SIGHT MEMBERSHIP	\$ 476.66
		HARVEY NORMAN AV/IT BUSSELTON	CHARGER & CABLES FOR BRIGADE IT EQUIPMENT	\$ 49.00
		HARVEY NORMAN AV/IT BUSSELTON	CHARGER & CABLES FOR BRIGADE IT EQUIPMENT	\$ 243.00
21/09/2020	4258	ABLE PLANNING & PROJECT MANAGEMENT	REFUND OF WITHDRAWN PLANNING APPLICATIONS	\$ 73.00
11/09/2020	4264	AIRPORT PARKING CARD REFUNDS	AIRPORT PARKING CARD REFUND	\$ 20.00
10/09/2020	4243	AMELIA PARK LODGE	REFUND REGISTRATION FEE	\$ 255.00
10/09/2020	4244	ANZ BANK	TERM DEPOSIT	\$ 2,000,000.00
10/09/2020	4245	ANZ BANK	TERM DEPOSIT	\$ 2,000,000.00
10/09/2020	4246	ANZ BANK	TERM DEPOSIT	\$ 2,000,000.00
10/09/2020	4247	ANZ BANK	TERM DEPOSIT	\$ 3,000,000.00
10/09/2020	4248	ANZ BANK	TERM DEPOSIT	\$ 3,000,000.00
16/09/2020	4262	ANZ BANK	BANK FEES	\$ 22,942.62
3/09/2020	4268	ANZ BANK	BANK FEES	\$ 286.42
3/09/2020	4269	ANZ BANK	BANK FEES	\$ 346.87
3/09/2020	4270	ANZ BANK	BANK FEES	\$ 364.19
3/09/2020	4271	ANZ BANK	BANK FEES	\$ 6,652.82
30/09/2020	4280	ANZ BANK	STOP CHEQUE FEE	\$ 15.00
23/09/2020	4277	B MATZNELLER	REFUND OF RATE OVERPAYMENT	\$ 2,456.63
21/09/2020	4274	BGC RESIDENTIAL PTY LTD	REFUND OF WITHDRAWN DA APPLICATION	\$ 746.10
10/09/2020	4249	CALTEX	PAYMENT CANCELLED	\$ -
30/09/2020	4285	CALTEX	FUEL SERVICES	\$ 50,654.09
3/09/2020	4263	COMMONWEALTH BANK	BANK FEES	\$ 12,729.04
15/09/2020	4272	COMMONWEALTH BANK	BANK FEES	\$ 526.34
14/09/2020	4255	DARLING QUALITY BUILDERS	REFUND OF WITHDRAWN DA APPLICATION	\$ 147.00
10/09/2020	4250	DELTEEN PTY LTD	REFUND DEMOLITION APPLICATION FEE	\$ 166.65
21/09/2020	4275	ENT TONDUT	REFUND BUILDING APPLICATION FEE	\$ 166.65
30/09/2020	4278	G MARLIN	REFUND OF RATE OVERPAYMENT	\$ 3,381.19
14/09/2020	4253	G ROGAN	REFUND OF WITHDRAWN DA APPLICATION	\$ 1,957.00
22/09/2020	4265	H DUFF	REFUND OF RATE OVERPAYMENT	\$ 2,456.63
18/09/2020	4259	H GEARY	REFUND OF RATE OVERPAYMENT	\$ 200.00
30/09/2020	4282	IPV NUMBERS 4282 - 4284 CANCELLED	PAYMENT CANCELLED	\$ -
30/09/2020	4283	IPV NUMBERS 4282 - 4284 CANCELLED	PAYMENT CANCELLED	\$ -
30/09/2020	4284	IPV NUMBERS 4282 - 4284 CANCELLED	PAYMENT CANCELLED	\$ -
14/09/2020	4254	J BETTINA & A WOODS	REFUND OF WITHDRAWN DA APPLICATION	\$ 147.00
21/09/2020	4256	JM REES	REFUND OF WITHDRAWN SECTION 40 CERTIFICATE	\$ 154.00
21/09/2020	4257	LANDER LAWYERS	REFUND OF WITHDRAWN PLANNING APPLICATIONS	\$ 73.00
1/09/2020	4266	LES MILLS ASIA PACIFIC	CONTRACT FEES	\$ 582.89
1/09/2020	4267	LES MILLS ASIA PACIFIC	CONTRACT FEES	\$ 412.86
30/09/2020	4279	M E HAYES	REFUND OF RATE OVERPAYMENT	\$ 58.23
10/09/2020	4239	NATIONAL AUSTRALIA BANK	TERM DEPOSIT	\$ 4,000,000.00
10/09/2020	4240	NATIONAL AUSTRALIA BANK	TERM DEPOSIT	\$ 3,000,000.00
10/09/2020	4241	NATIONAL AUSTRALIA BANK	TERM DEPOSIT	\$ 3,000,000.00
23/09/2020	4276	NS HARRIS	REFUND OF RATE OVERPAYMENT	\$ 2,514.03
18/09/2020	4260	R MACPHERSON	REFUND OF RATE OVERPAYMENT	\$ 1,637.48
14/09/2020	4251	RP ALLAM & HD ALLAM	REFUND BUILDING APPLICATION FEE	\$ 166.65
30/09/2020	4281	TAYLOR & SUNDQVIST	REFUND OF RATE OVERPAYMENT	\$ 2,294.87
10/09/2020	4242	WESTPAC BANK	TERM DEPOSIT	\$ 4,000,000.00
				\$ 26,139,011.05
DIRECT DEBIT PAYMENTS SEPTEMBER 2020				
DATE	REF #	NAME	DESCRIPTION	AMOUNT
8/09/2020	PAYROLL	CITY OF BUSSELTON	PAYROLL & SALARIES 8.9.20	\$ 758,327.31
22/09/2020	PAYROLL	CITY OF BUSSELTON	PAYROLL & SALARIES 22.9.20	\$ 758,770.19
				\$ 1,517,097.50

6.2 FINANCIAL ACTIVITY STATEMENTS - YEAR TO DATE AS AT 30 SEPTEMBER 2020

STRATEGIC GOAL	6. LEADERSHIP Visionary, collaborative, accountable
STRATEGIC OBJECTIVE	6.1 Governance systems, process and practices are responsible, ethical and transparent.
SUBJECT INDEX	Financial Services
BUSINESS UNIT	Financial Services
REPORTING OFFICER	Manager Financial Services - Paul Sheridan
AUTHORISING OFFICER	Director Finance and Corporate Services - Tony Nottle
NATURE OF DECISION	Executive: substantial direction setting, including adopting strategies, plans and policies (excluding local planning policies), tenders, setting and amending budgets, funding, donations and sponsorships, reviewing committee recommendations
VOTING REQUIREMENT	Simple Majority
ATTACHMENTS	Attachment A Investment Report September 2020   Attachment B Financial Activity Statement September 2020  

OFFICER RECOMMENDATION

That the Council receives the statutory financial activity statement reports for the period ending 30 September 2020, pursuant to Regulation 34(4) of the *Local Government (Financial Management) Regulations*.

EXECUTIVE SUMMARY

Pursuant to Section 6.4 of the *Local Government Act 1995* (the Act) and Regulation 34(4) of the *Local Government (Financial Management) Regulations 1996* (the Regulations), a local government is to prepare, on a monthly basis, a statement of financial activity that reports on the City's financial performance in relation to its adopted / amended budget.

This report has been compiled to fulfil the statutory reporting requirements of the Act and associated Regulations, whilst also providing the Council with an overview of the City's financial performance on a year to date basis for the period ending 30 September 2020.

BACKGROUND

The Regulations detail the form and manner in which financial activity statements are to be presented to the Council on a monthly basis, and are to include the following:

- Annual budget estimates
- Budget estimates to the end of the month in which the statement relates
- Actual amounts of revenue and expenditure to the end of the month in which the statement relates
- Material variances between budget estimates and actual revenue/expenditure (including an explanation of any material variances)
- The net current assets at the end of the month to which the statement relates (including an explanation of the composition of the net current position)

Additionally, and pursuant to Regulation 34(5) of the Regulations, a local government is required to adopt a material variance reporting threshold in each financial year. At its meeting on 27 July 2020, the Council adopted (C2007/071) the following material variance reporting threshold for the 2020/21 financial year:

That pursuant to Regulation 34(5) of the Local Government (Financial Management) Regulations, the Council adopts a material variance reporting threshold with respect to financial activity statement reporting for the 2020/21 financial year as follows:

- *Variances equal to or greater than 10% of the year to date budget amount as detailed in the Income Statement by Nature and Type/Statement of Financial Activity report, however variances due to timing differences and/or seasonal adjustments are to be reported only if not to do so would present an incomplete picture of the financial performance for a particular period; and*
- *Reporting of variances only applies for amounts greater than \$25,000.*

OFFICER COMMENT

In order to fulfil statutory reporting requirements and to provide the Council with a synopsis of the City's overall financial performance on a year to date basis, the following financial reports are attached hereto:

Statement of Financial Activity

This report provides details of the City's operating revenues and expenditures on a year to date basis, by nature and type (i.e. description). The report has been further extrapolated to include details of non-cash adjustments and capital revenues and expenditures, to identify the City's net current position; which reconciles with that reflected in the associated Net Current Position report.

Net Current Position

This report provides details of the composition of the net current asset position on a full year basis, and reconciles with the net current position as per the Statement of Financial Activity.

Capital Acquisition Report

This report provides full year budget performance (by line item) in respect of the following capital expenditure activities:

- Land and Buildings
- Plant and Equipment
- Furniture and Equipment
- Infrastructure

Reserve Movements Report

This report provides summary details of transfers to and from reserve funds, and associated interest earnings on reserve funds, on a full year basis.

Additional reports and/or charts are also provided as required to further supplement the information comprised within the statutory financial reports.

Comments on Financial Activity to 30 September 2020

The Statement of Financial Activity (FAS) for the year to date as at 30 September 2020 shows an overall Net Current Position of \$45.1M as opposed to the budget of \$38.4M. This represents a positive variance of \$1.5M YTD.

The following table summarises the major YTD variances that appear on the face of the FAS, which, in accordance with Council's adopted material variance reporting threshold, collectively make up the above difference. Each numbered item in this lead table is explained further in the report.

Description	2020/21 Actual YTD \$	2020/21 Amended Budget YTD \$	2020/21 Amended Budget \$	2020/21 YTD Bud Variance %	2020/21 YTD Bud Variance \$	Change in Variance Current Month \$
Revenue from Ordinary Activities				(0.48%)	(302,824)	(37,326)
1. Interest Earnings	417,396	341,046	1,046,684	22.39%	76,350	27,048
Expenses from Ordinary Activities				13.80%	2,841,348	963,828
2. Materials & Contracts	(2,849,739)	(4,659,812)	(18,710,746)	38.84%	1,810,073	601,112
3. Utilities	(559,775)	(700,893)	(2,770,956)	20.13%	141,118	52,682
4. Other Expenditure	(531,300)	(1,124,088)	(5,236,779)	52.73%	592,788	316,404
5. Non-Operating Grants, Subsidies and Contributions						
	2,360,476	3,112,030	29,904,462	(24.15%)	(751,554)	(789,716)
Capital Revenue & (Expenditure)				28.61%	3,801,052	509,861
6. Land & Buildings	(1,363,490)	(1,639,997)	(17,454,059)	16.86%	276,507	(52,205)
Plant & Equipment	(205,528)	(384,086)	(2,510,340)	46.49%	178,558	(25,596)
Furniture & Equipment	(101,303)	(70,755)	(461,088)	(43.17%)	(30,548)	(77,703)
Infrastructure	(2,967,147)	(7,620,541)	(35,785,600)	61.06%	4,653,394	1,780,938
7. Proceeds from Sale of Assets	121,925	221,500	581,500	(44.95%)	(99,575)	3,018
8. Repayment of Capital Lease	(236,974)	(130,474)	(521,900)	(81.63%)	(106,500)	(108,123)
9. Transfer to Restricted Assets	(1,062,473)	(13,752)	(62,750)	(7625.95%)	(1,048,721)	(949,889)
10. Transfer from Restricted Assets	45,262	0	2,747,074	100.00%	45,262	24,580
11. Transfer from Reserves	1,421,153	1,621,005	34,768,797	(12.33%)	(199,852)	(1,625)

Revenue from Ordinary Activities

Actual income from ordinary activities for August YTD is **(\$303K), or (0.48%)**, less than YTD budget. Although overall revenue is under YTD budget, the following YTD item is the only item that meets the material variance reporting thresholds, which is positive:

1. **Interest Earnings** YTD of \$417K actual is \$76K better than YTD budget. This represents budget timing issues as there was nothing budgeted in the July month. It is believed that the variance will rectify as the year progresses, with possible further reductions in interest rate returns.

Expenses from Ordinary Activities

Expenditure from ordinary activities is \$948K or 13.7% less than expected when compared to the budget YTD as at September. The following individual expense line items on the face of the financial statement have YTD variances that meet the material reporting thresholds:

2. Materials and Contracts

Better than budget by \$1.8M or 38.8%. The table below lists the main variance items that meet the reporting thresholds:

Cost Code	Cost Code Description	Actual YTD \$	Amended Budget YTD \$	Variance YTD \$	Change in Variance Current Month \$	Comments
<u>Finance and Corporate Services</u>		430,907	571,326	140,419	46,127	
10250	Information & Communication Technology Services	272,038	334,247	62,209	67,373	Largely due to a lower than expected spend on consultants, caused by lingering delays in various projects due to COVID. Also, a planned longer term consulting arrangement with a Tech1 specialist has been facilitated via a fixed term employment contract, rather than via consultancy fees.
10521	Human Resources & Payroll	895	28,339	27,444	3,113	Underspend due to misallocation of WALGA membership invoice, and due to other priorities, Consultants have not been utilised to date this year.

<u>Community and Commercial Services</u>		241,878	585,720	343,842	93,042	
10541	Recreation Planning	-	28,499	28,499	4,167	Timing of expenditure is largely due in Q2 & Q3 due to flora/ fauna assessment scheduling and awaiting the outcomes of external grant applications. Budget timing will be adjusted accordingly.
10591	Geographe Leisure Centre	69,278	97,435	28,157	5,260	The Geographe Leisure Centre was closed due to COVID and upon reopening was subject to phased restrictions which limited the attendance numbers and therefore expenditure associated with our programs and services throughout July and into August and September. To date we are still limited by Phase 4 restrictions and have limited numbers in some activities affecting a slow return to business as usual and therefore planned expenditure. Business is now picking up and we are likely to see increased expenditure over the next few months in line with budget.
10600	Busselton Jetty Tourist Park	86,100	145,254	59,155	7,284	The majority of this variance cost is the monthly management contract fee (\$41,125) for the caravan park which has resulted due to a timing issue with presentation and payment of the invoice. Other expenses falling within Materials & Contracts are related to maintenance which will occur throughout the year.

11151	Airport Operations	37,029	150,078	113,049	15,509	<p>The budget YTD monthly allocation for Airport Ops of \$150k includes the key allocations of:</p> <ul style="list-style-type: none"> • security screening allocations of \$45k not spent • Contractors - \$49k for water tank removal & tree clearing not completed/expended • Smaller variances in other cost codes (3224) not expended.
<u>Planning and Development Services</u>		215,901	537,833	321,932	121,369	
10830	Environmental Management Administration	38,371	150,105	111,734	103,031	Expenditure variance due to the timing of the awarding of Revitalising Geopraphe Waterways and Weed Action Plan contracts.
10925	Preventative Services – CLAG	20,504	45,249	24,745	(5,421)	CLAG mosquito treatments have just commenced for the season and will soon be reflected in the accounts accordingly.
10931	Protective Burning & Firebreaks-Reserves	7,545	135,972	128,427	44,097	Q2 mitigation well underway, with all spring burns now complete. Invoices for works completed are starting to be received as of 26/10/2020.
11170	Meelup Regional Park	11,293	39,078	27,785	3,252	Reserve maintenance work and pest/weed control contracts have now commenced according to budget.

<u>Engineering and Works Services</u>		<i>1,960,013</i>	<i>2,962,718</i>	<i>1,002,705</i>	<i>340,408</i>	
12600	Street & Drain Cleaning	75,291	109,434	34,143	4,493	Expenditure timing - large component of this budget provides for a program of pre-winter drainage maintenance that occurs during summer months.
12620 & 12621	Rural & Urban Tree Pruning	27,796	94,500	66,704	16,280	Expenditure timing and reduced expenditure to potentially offset May 2020 storm damage subject to DRFAWA claims.
Various	Bridges	3,337	45,303	41,966	14,277	Expenditure timing and reduced expenditure to potentially offset May 2020 storm damage subject to DRFAWA claims.
Various	Buildings	244,009	355,269	111,260	1,948	The majority of scheduled maintenance activities to Buildings occur in the second half of the financial year; hence the year to date variance to budget (which is spread evenly).
Various	Other Infrastructure Maintenance	144,486	436,812	292,326	100,313	Expenditure attributable to timing with the budget having been evenly spread across the financial year. Material & Contractor costs associated with these areas will gradually increase as year progresses.

Various	Waste services	263,645	667,052	403,407	158,316	<p>The larger variances are due to delays processing significantly higher volumes of green waste (and therefore pay), due to more people being at home because of COVID impacts, plus two major storm events. There were also delays in receiving invoices from various aspects of the recycling contractor.</p> <p>Additionally, we've got a few outstanding invoices that we haven't paid as we are seeking a discount from the recycling Contractor, Cleanaway. Another contributing factor is that the City suspended the FOGO service due to COVID (i.e. No collection & No Processing costs), for the remainder of the financial year.</p>
Various	Roads Maintenance	577,774	216,702	(361,072)	(41,958)	<p>Costs are largely associated with WANDRRA storm claim from the May 2020 storm events. 3 claims have been submitted to DFES, with 1 further claim required for remaining recovery costs.</p>
Various	Reserve Maintenance	196,839	493,743	296,904	62,384	<p>Costs associated with Public Open Spaces are historically low to the year to date budget in the first few months of any new financial year. These costs will begin to increase as we move towards spring and the busy summer tourism peak period.</p>

5280	Transport - Fleet Management	400,185	535,779	135,594	29,545	The variance in fleet is due to both delays in supplier invoicing and the reduced maintenance activities due to lower winter utilisation. Fuel was underspent by \$79,398 YTD due to delays in receiving invoices, lower fuel cost, lower plant utilisation due to winter and less light fleet use due to working from home. Tyre purchase was underspent by \$14,286 YTD, replacement parts/ tooling/contractor costs were underspent by \$41,844 YTD. Budget is spread evenly across the year, however spending is generally more cyclical in nature and peaks in the busier spring/ summer/ autumn months.
------	------------------------------	---------	---------	---------	--------	---

3. Utilities

Costs are \$141K under budget. At year ended 30/6 the June street lighting account was booked in June, rather than in the following month when received per normal practice. Accruals are not done on a monthly basis, so this has the effect of causing actuals to appear to be on average \$75K behind budget in relation to street lighting (until the following June, when actuals will catch up to budget). Coupled with this there have been delays in receiving the accounts for parks & reserves from Synergy, due to system issues at their end (along with a number of other electricity accounts). With no accruals on a monthly basis, this also causes what appears to be an under spend against the budget. Pending resolution of the system issues at Synergy, this should largely rectify itself in coming months as the billing cycles re-align.

4. Other Expenditure

\$593K under the budget. The main contributing items are listed below:

Cost Code	Cost Code Description	Actual YTD \$	Amended Budget YTD \$	Variance YTD \$	Change in Variance Current Month \$	Comments
<u>Finance and Corporate Services</u>		117,360	186,905	69,545	10,833	
10000	Members of Council	89,110	135,418	46,308	8,307	Councillor fees and allowances are paid one month in arrears, apart from June, where there is effectively a double up to ensure the full year figures are correct per YTD budget. The budget however is allocated to every month, causing a variance in July, which gradually resolves by June.
<u>Community and Commercial Services</u>		352,430	852,521	500,091	320,346	
10530	Community & Commercial Services Administration	218,519	172,019	(46,500)	(9,357)	The CinefestOZ sponsorship amount of \$80k was paid from this account in error and accounts for part of the YTD variance in addition to the annual budget allocation for events and marketing areas being incorrectly allocated over the duration of the year. The budget monthly allocations will be rectified for subsequent months following finalisation of the funding agreements and payment schedules.
10536	School Chaplaincy Programs	41,400	-	(41,400)	(41,400)	Historically Youthcare invoices the City in the 2 nd half of the year, but this year invoiced earlier than budgeted.

10567	CinefestOZ	-	120,000	120,000	-	YTD variance is due to the CinefestOZ sponsorship amount being incorrectly paid out of 10530 (a request will be made to journal funds from 10530 to this account to correct the error). Further, the sponsorship contract was varied due to change in format as a result of COVID (C2009/110) - \$80k paid in 2020/21 with the balance (\$38k) carried over to be paid in addition to 2021/22 MYA.
11151	Airport Operations	-	413,825	413,825	378,553	The budget relates to the Airline Attraction program expenditure for Jetstar RPT flights. This has been COVID affected and subsequent budget timings will be adjusted.

5. Non-Operating Grants, Subsidies & Contributions

The negative variance of \$752K is mainly due to the items in the table below. It should be noted that any variance in this area will approximately correlate to an offsetting variance in a capital project tied to this funding source. This can be seen in the section below that outlines the capital expenditure variances.

Revenue Code	Revenue Code Description	Actual YTD \$	Amended Budget YTD \$	Variance YTD \$	Change in Variance Current Month \$
<u>Planning and Development Services</u>		10,592	(17,223)	27,815	27,815
B1025	Yallingup Coastal Bushfire Brigade – Donated Assets	10,592	-	10,592	10,592
B9109	Hithergreen Building Renovations – State Capital Grant	-	(17,223)	17,223	17,223
<u>Engineering and Works Services</u>		2,349,884	3,125,253	(775,369)	(2,985,253)
B9407	Busselton Senior Citizens – Developer Cont. Utilised	233,458	162,479	70,979	(162,479)
B9591	Performing Arts Convention Centre – Developer Cont. Utilised	-	1,000,000	(1,000,000)	(1,000,000)
C0059	Dunsborough Yacht Club Carpark – Developer Cont.	60,000	-	60,000	-
C3186	Lou Weston Oval Courts - Developer Cont. Utilised	100,000	-	100,000	100,000
F1022	Buayanyup Drain Shared Path – State Capital Grant	-	80,001	(80,001)	(80,001)
S0005	Ludlow Hithergreen Road Second Coat Seal – MR Capital Grant	180,000	112,500	67,500	(112,500)

S0048	Bussell Highway - Developer Cont. Utilised	200,000	125,001	74,999	(125,001)
S0073	Gale Road Rural Reconstruction – Federal Capital Grant	379,616	343,122	36,494	(343,122)
S0075	Local Road and Community Infrastructure Program – Federal Capital Grant	480,935	240,468	240,467	(240,468)
T0020	Capel Tutunup Road – RTR Capital Grant	-	356,682	(356,682)	(356,682)

6. Capital Expenditure

As at 30 September 2020, there is an underspend variance of 52.27% or \$5.1M in total capital expenditure, with YTD actual at \$4.6M against the YTD amended budget of \$9.7M. Almost all of this positive underspend variance is offset by the negative variance in Non-operating Grants, Contributions & Subsidies discussed above, plus negative variances in Transfers From Reserves related to funds held aside for these projects. The attachments to this report include detailed listings of all capital expenditure (project) items, however the main areas of YTD variance are summarised as follows:

Cost Code	Cost Code Description	Actual YTD \$	Amended Budget YTD \$	Variance YTD \$	Change in Variance Current Month \$	Comments
Buildings		1,351,390	1,614,997	263,607	(65,105)	
B9516	Busselton Library Upgrade	249,722	301,000	51,278	11,460	Project was underspent due to mid-June 2020 contract award which occurred later than expected. Works have been completed in October.
B9407	Busselton Senior Citizens	590,823	549,925	(40,898)	(169,858)	Works completed in September 2020, however the budget was spread over a longer period.
B9591	Performing Arts Convention Centre	422,764	495,838	73,075	58,278	Regional Growth Fund milestones are under review pending funding extension confirmation. Design contract program extension pending. Budgeted cash flow is under review on this basis.
B9596	GLC Building Improvements	2,564	122,913	120,349	40,771	Carried over works from the prior year. Works scheduled to be completed in November 2020.
B9606	King Street Toilets	48,382	11,508	(36,874)	(37,187)	Works completed, however budget has been spread over a longer time period.

B9607	General Buildings Asset Renewal Allocation (Various Building)	5,033	37,500	32,467	7,590	Delays in commencement of numerous jobs caused by COVID and inclement weather. Largely on-track per budget in the ensuing months.
Plant & Equipment		205,528	384,086	178,558	(25,596)	
10810	Statutory Planning	-	35,000	35,000	-	Vehicle not yet ordered – awaiting confirmation of government pricing. Delays in delivery are due to the high demand currently being experienced by dealers due to the government's stimulus package in concurrence with supply chain restrictions due to COVID.
10920	Environmental Health Services Administration	-	35,000	35,000	35,000	Vehicle ordered, not yet delivered. Reasoning per above.
11156	Airport Development Operations	166,365	70,776	(95,589)	(142,773)	\$38K Vehicle ordered – due to be delivered late October/early November. Costs to transfer siren/lights etc. still to come. Delays due to not being able to discuss changeover issues with the Airport team in order to amend configuration if necessary. The remaining variance relates to baggage handling equipment installation which has not been fully completed due to COVID related travel restrictions.
11402	Plant Purchases (P10)	-	40,000	40,000	-	Generators at DWF pond & cell – not yet replaced. Site and operations under review.
11403	Plant Purchases (P11)	-	77,500	77,500	72,500	One vehicle ordered, not yet delivered – reasoning similar to above. One vehicle not yet ordered.
11500	Operations Services Administration	-	40,000	40,000	-	Vehicle ordered, not yet delivered – reasoning similar to above.

<u>Furniture & Office Equipment</u>		101,303	70,755	(30,548)	(77,703)	
10250	Information & Communication Technology Services	101,303	47,755	(53,548)	(80,703)	There was a mis-posting of consulting fees of \$86K. This has been corrected in October. The variance would have been positive \$32K, for the following reason: Alternative solution found for the Fully Qualified Domain Name project that resulted in a lower spend up front, the capital assigned will now include a migration to Exchange Online which was always an option within the initial project. Expect the costs to be drawn in Q4 2020.
<u>Infrastructure By Class</u>		2,967,147	7,620,541	4,653,394	1,780,938	In the first quarter of the financial year a majority of Projects are in the planning and design phase and as such minimal actual expenditure is recorded against them. Further to this Capital Projects with Civil works are commonly scheduled to be carried out later; in the drier summer construction season. The Capital works budgets have been entered based on an even spread method and approach, not on a scheduled timing of works basis.
	Roads	1,318,999	4,513,255	3,194,256	1,081,040	
	Bridges	34	429,999	429,965	143,333	
	Car Parks	344,556	499,689	155,133	63,697	
	Footpaths & Cycleways	29,470	335,455	305,985	121,124	
	Parks, Gardens & Reserves	1,234,209	1,709,379	475,170	364,207	
	Drainage	-	35,219	35,219	6,725	
	Regional Airport & Industrial Park Infrastructure	39,879	97,545	57,666	812	

7. Proceeds From Sale of Assets

YTD proceeds from sale of assets is \$103K behind budget due to delays in delivery of acquisitions. Also, potential income from sales proceeds have been hampered by the pandemic. Aside from a significantly reduced capital replacement program in both light vehicles and heavy plant items, the existing ones that were due to be replaced have been retained in service to maintain operational requirements.

8. Repayment of Capital Lease

Budget was imported quarterly effective July, October, January & April, but actuals processed so far are in July and September and based on that the final two payments are anticipated in December and March, hence budget variance is a timing difference at this time.

9. Transfer to Restricted Assets

There is a YTD variance in transfers to restricted assets of \$1.048M more than amended budget. Grant funding received from Federal Government for "Drought Communities Program" of \$500k (attributable to CC C3223 Dunsborough Non-Potable Water Network). The funding was received in September whereas budget projected allocation was in June. It was anticipated that the expenditure would be incurred in June, hence the funding timing projections followed.

Developer contributions and bonds are inherently hard to predict and budget for. An annual amount of \$50K spread evenly over 12 months was budgeted, however, over \$557K has been received YTD September the bulk of which are for road works bonds (\$487k). Also contributing to the variance is \$49K in caravan park deposits that is not budgeted for.

10. Transfer from Reserves

There is a YTD variance in Transfers from Reserves of \$200K less than amended budget. The following planned expenditures, funded from reserves, had not yet occurred by the end of September:

- \$41K contribution for the tourist bureau, which has been recouped in October;
- \$15K for the purchase of a Mule for the Busselton Jetty;
- \$20K for purchase of furniture and equipment for the GLC;
- \$76K for purchase of four items of plant and equipment;
- \$11.7K relating to a transfer from the Long Service Leave reserve upon retirement of a long serving employee; and
- \$36K relating to the purchase of generators for waste services.

Once these purchases have been made, a subsequent recoup will be processed.

Investment Report

Pursuant to the Council's Investment Policy, a report is to be provided to the Council on a monthly basis, detailing the investment portfolio in terms of performance and counterparty percentage exposure of total portfolio. The report is also to provide details of investment income earned against budget, whilst confirming compliance of the portfolio with legislative and policy limits.

As at 30 September 2020, the value of the City's invested funds totalled \$89.29M, up from \$74.79M as at 31 August 2020. The increase is due to the receipt of the first instalments of the annual rating period.

The balance of the 11am account (an intermediary account which offers immediate access to the funds compared to the term deposits and a higher rate of return compared to the cheque account) decreased by \$11.5M with the funds being converted to Term Deposits during September to increase investment return.

The existing 11AM account was closed due a drop in interest rate from 0.2% to 0.05%. A new 11AM account opened with an interest rate of 0.1%.

During the month of September three term deposits totalling the amount of \$12.0M matured. Existing deposits were renewed for a further 140 days at 0.76% on average.

The official cash rate in September remains steady at 0.25%. The cash rate is expected to drop with in the near future. This will have a strong impact on the City's interest earnings for the foreseeable future.

Chief Executive Officer – Corporate Credit Card

Details of transactions made on the Chief Executive Officer's corporate credit card during September 2020 are provided below to ensure there is appropriate oversight and awareness.

Date	\$ Amount	Payee	Description
3/09/2020	127.50	THE GOOD EGG CAFE BUSSELTON	CITY OF PERTH FINDINGS SEMINAR
11/09/2020	230.53	CROWN METROPOL PERTH BURSWOOD	ACCOMMODATION
18/09/2020	24.50	SANCTUARY GOLF RESORT BUNBURY	CEO MEETING - SEND OFF MEAL
	382.53		

Statutory Environment

Section 6.4 of the Act and Regulation 34 of the Regulations detail the form and manner in which a local government is to prepare financial activity statements.

Relevant Plans and Policies

There are no relevant plans or policies to consider in relation to this matter.

Financial Implications

Any financial implications are detailed within the context of this report.

Stakeholder Consultation

No external stakeholder consultation was required or undertaken in relation to this matter.

Risk Assessment

An assessment of the potential implications of implementing the Officer Recommendation has been undertaken using the City's risk management framework, with risks assessed taking into account any controls already in place. No risks of a medium or greater level have been identified.

Options

The Statements of Financial Activity are presented in accordance with Section 6.4 of the Act and Regulation 34 of the Regulations and are to be received. Council may wish to make additional resolutions as a result of having received these reports.

CONCLUSION

Budget timings remain affected by COVID impacts and are gradually being re-aligned. As at 30 September 2020, the City's net current position stands at \$45.1M. The City's financial performance is considered satisfactory, and cash reserves remain strong.

TIMELINE FOR IMPLEMENTATION OF OFFICER RECOMMENDATION

Not applicable.



CITY OF BUSSETON - INVESTMENT PERFORMANCE REPORT For the month of September 2020



11am Bank Account As at 30 September 2020

INSTITUTION	RATE	AMOUNT
ANZ 11am At Call Deposit	0.15%	\$ 6,000,000

Term Deposits - Miscellaneous Funds As at 30 September 2020

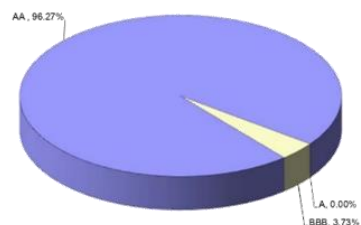
INSTITUTION	RATING	DAYS	MATURITY	RATE	AMOUNT
NAB	AA	122	08-Oct-20	0.93%	\$ 2,000,000
Westpac	AA	122	12-Oct-20	0.80%	\$ 2,000,000
ANZ	AA	153	25-Nov-20	0.82%	\$ 2,000,000
NAB	AA	270	21-Mar-21	0.92%	\$ 4,000,000
NAB	AA	271	29-Mar-21	0.90%	\$ 4,000,000
Westpac	AA	92	22-Oct-20	0.70%	\$ 1,500,000
NAB	AA	120	06-Nov-20	0.85%	\$ 2,000,000
Westpac	AA	91	06-Dec-20	0.54%	\$ 5,000,000
NAB	AA	150	19-Dec-20	0.82%	\$ 2,000,000
Bendigo	BBB	119	23-Dec-20	0.60%	\$ 3,000,000
NAB	AA	150	07-Jan-21	0.75%	\$ 3,000,000
Westpac	AA	153	17-Jan-21	0.66%	\$ 1,500,000
ANZ	AA	153	24-Jan-21	0.81%	\$ 3,000,000
NAB	AA	151	08-Feb-21	0.70%	\$ 3,000,000
ANZ	AA	153	10-Feb-21	0.76%	\$ 2,000,000
Westpac	AA	215	24-Feb-21	0.70%	\$ 3,000,000
ANZ	AA	153	24-Feb-21	0.73%	\$ 3,000,000
NAB	AA	180	09-Mar-21	0.70%	\$ 3,000,000
ANZ	AA	181	10-Mar-21	0.80%	\$ 2,000,000
Westpac	AA	212	24-Mar-21	0.70%	\$ 2,000,000
NAB	AA	210	08-Apr-21	0.70%	\$ 4,000,000
ANZ	AA	214	12-Apr-21	0.81%	\$ 2,000,000
ANZ	AA	243	15-Apr-21	0.86%	\$ 3,500,000
ANZ	AA	274	25-Apr-21	0.89%	\$ 4,000,000
Westpac	AA	212	29-Apr-21	0.60%	\$ 4,000,000
ANZ	AA	242	10-May-21	0.82%	\$ 3,000,000
ANZ	AA	273	10-Jun-21	0.82%	\$ 3,000,000
WBC	AA	365	10-Sep-21	0.70%	\$ 4,000,000

Total of Term Deposits \$ 80,500,000

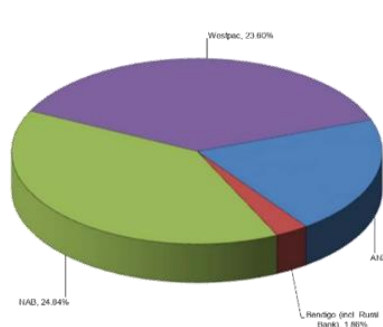
Weighted Average Annual Rate of Return 0.76%

Investment Graphs

Summary of Term Deposits by S & P Rating
(Excludes WATC and 11am Cash Account Funds)



Summary of Term Deposits by Institution
(Excludes WATC and 11am Cash Account Funds)



Airport Redevelopment Funds As at 30 September 2020

WA Treasury Corp. - Overnight Cash Deposit Facility	0.20%	\$ 1,637,938
WA Treasury Corp. - State Bonds	02-Sep-19	Matured

Total of Airport Redevelopment Funds - WATC \$ 1,637,938

Total of Airport Redevelopment Funds - Bank Term Deposits Nil

ANZ Cash Account	AA	NA	NA	0.15%	\$ 1,158,221
------------------	----	----	----	-------	--------------

Total of Airport Redevelopment Funds - Other \$ 1,158,221

Total of Airport Redevelopment Funds \$ 2,796,159

Interest Received 2015/16	\$ 609,666
Interest Received 2016/17	\$ 1,158,623
Interest Received 2017/18	\$ 631,835
Interest Received 2018/19	\$ 121,836
Interest Received 2019/20	\$ 43,093
Interest Received 2020/21	\$ 994
Interest Accrued but not yet Received	\$ 269

Total Interest Airport Funds (Non-Reserve) at month's end \$ 2,566,316

Interest Transferred out and held in City Reserve Account 136 \$ 1,085,630

Interest Transferred out to Municipal Funds \$ 24,073

Interest Earned (incl. Accrued) on Funds Held in City Reserve A/c 136 \$ 74,309

(Note: Funds held with the WATC are in accordance with the Airport Redevelopment Funding Contract and the Foreshore Development Contract and are not held within the requirements of the City's Investment Policy 218)

SUMMARY OF ALL INVESTMENTS HELD

	As at 1 year ago	As at 30 June 2020	As at 30 September 2020
11am Bank Account	\$ 5,000,000	\$ 13,500,000	\$ 6,000,000
Term Deposits - Misc. Funds	\$ 74,500,000	\$ 54,500,000	\$ 80,500,000
Foreshore Development Funds - WATC	\$ -	\$ -	\$ -
Airport Redevelopment - WATC Deposits	\$ 4,971,972	\$ 1,637,382	\$ 1,637,938
Airport Redevelopment - Bank Term Deposit	\$ -	\$ -	\$ -
Airport Redevelopment - ANZ Cash A/c	\$ 2,785	\$ 1,158,221	\$ 1,158,221
Total of all Investments Held	\$ 84,474,757	\$ 70,795,602	\$ 89,296,159

TOTAL INTEREST RECEIVED AND ACCRUED \$ 285,232 \$ 1,123,760 \$ 114,298

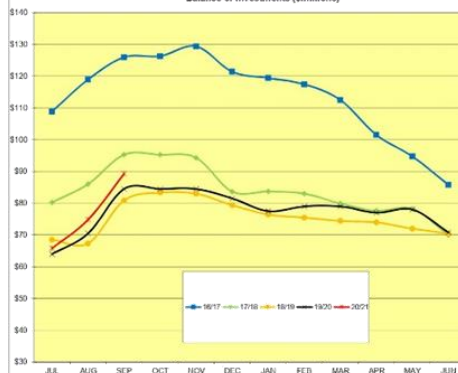
INTEREST BUDGET \$ 264,270 \$ 1,480,000 \$ 112,446

(Note: Interest figures relate to City general funds only and does not include interest allocated to specific areas such as the Airport Redevelopment)

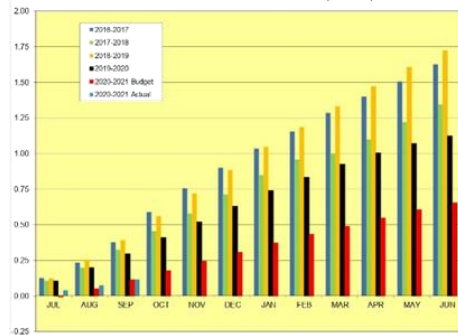
Statement of Compliance with Council's Investment Policy 218

1. All funds are to be invested within legislative limits.	Fully Compliant
2. All individual funds held within the portfolio are not to exceed a set percentage of the total portfolio value.	Fully Compliant
3. The amount invested based upon the Fund's Rating is not to exceed the set percentages of the total portfolio.	Fully Compliant
4. The amount invested based upon the Investment Horizon is not to exceed the set percentages of the total portfolio.	Fully Compliant

Balance of Investments (\$millions)



Interest Earned on Investments (\$millions)



City of Busselton

Statement of Financial Activity

Year to Date As At 30 September 2020

	2020/2021 Actual	2020/2021 Amended Budget YTD	2020/2021 Original Budget YTD	2020/2021 Amended Budget	2020/2021 Original Budget	2020/21 YTD Bud (A) Variance %
	\$	\$	\$	\$	\$	%
Revenue from Ordinary Activities						
Rates	52,142,192	52,217,486	52,217,486	52,759,360	52,759,360	-0.14%
Operating Grants, Subsidies and Contributions	1,268,345	1,174,623	1,018,076	4,819,786	4,454,801	7.98%
Fees & Charges	8,508,456	8,898,862	8,898,862	16,398,638	16,398,638	-4.39%
Other Revenue	91,248	98,443	98,443	424,730	424,730	-7.31%
Interest Earnings	417,396	341,046	341,046	1,046,684	1,046,684	22.39%
	62,427,636	62,730,460	62,573,913	75,449,198	75,084,213	-0.48%
Expenses from Ordinary Activities						
Employee Costs	(7,526,920)	(8,155,958)	(8,155,958)	(33,604,206)	(33,604,206)	7.71%
Materials & Contracts	(2,849,739)	(4,659,812)	(4,667,811)	(18,710,746)	(18,710,746)	38.84%
Utilities (Gas, Electricity, Water etc)	(559,775)	(700,893)	(700,893)	(2,770,956)	(2,770,956)	20.13%
Depreciation on non current assets	(6,009,626)	(6,036,537)	(6,036,537)	(24,050,074)	(24,050,074)	0.45%
Insurance Expenses	(444,867)	(491,208)	(491,208)	(770,664)	(770,664)	9.43%
Other Expenditure	(531,300)	(1,124,088)	(1,124,088)	(5,236,779)	(5,236,779)	52.73%
Allocations	180,361	601,280	601,280	2,425,700	2,425,700	70.00%
	(17,741,866)	(20,567,216)	(20,575,215)	(82,717,725)	(82,717,725)	13.74%
Borrowings Cost Expense						
Interest Expenses	(274,704)	(267,642)	(267,642)	(1,301,926)	(1,301,926)	-2.64%
	(274,704)	(267,642)	(267,642)	(1,301,926)	(1,301,926)	-2.64%
Non-Operating Grants, Subsidies and Contributions	2,360,476	3,112,030	3,112,030	29,904,462	29,090,854	-24.15%
Profit on Asset Disposals	(10,232)	5,193	5,193	19,193	19,193	-297.04%
Loss on Asset Disposals	(1,894)	(37,874)	(37,874)	(90,673)	(90,673)	95.00%
	2,348,350	3,079,349	3,079,349	29,832,982	29,019,374	-23.74%
Net Result	46,759,416	44,974,951	44,810,405	21,262,529	20,083,936	3.97%
Adjustments for Non-cash Revenue & Expenditure						
Depreciation	6,009,626	6,036,537	6,036,537	24,050,074	24,050,074	
Donated Assets	0	0	0	(6,597,200)	(6,597,200)	
(Profit)/Loss on Sale of Assets	12,126	32,681	32,681	71,480	71,480	
Allocations & Other Adjustments	204,267	0	0	0	0	
Deferred Pensioner Movements (Non-current)	12,605	0	0	0	0	
Recording of Employee Benefit Provisions (NC)	0	0	0	0	0	
Deposit & Bonds Movements (cash backed NC)	512,518	0	0	0	0	
Future Obligations Net Movements (NC)	603,723	166,305	166,305	(4,909,897)	(4,909,897)	
Capital Revenue & (Expenditure)						
Land & Buildings	(1,363,490)	(1,639,997)	(4,310,400)	(17,454,059)	(17,454,059)	16.86%
Plant & Equipment	(205,528)	(384,086)	(384,086)	(2,510,340)	(2,510,340)	46.49%
Furniture & Equipment	(101,303)	(70,755)	(136,089)	(461,088)	(461,088)	-43.17%
Infrastructure	(2,967,147)	(7,620,541)	(7,705,542)	(35,785,600)	(33,943,507)	61.06%
Right of Use Assets						
Proceeds from Sale of Assets	121,925	221,500	221,500	581,500	581,500	-44.95%
Proceeds from New Loans	0	0	0	7,700,000	7,700,000	0.00%
Self Supporting Loans - Repayment of Principal	17,251	14,654	14,654	76,082	76,082	17.72%
Total Loan Repayments - Principal	(595,326)	(595,328)	(595,328)	(3,202,662)	(3,202,662)	0.00%
Repayment Capital Lease	(236,974)	(130,474)	(130,474)	(521,900)	(521,900)	-81.63%
Advances to Community Groups	0	0	0	(200,000)	(200,000)	0.00%
Transfer to Restricted Assets	(1,062,473)	(13,752)	(13,752)	(62,750)	(62,750)	-7625.95%
Transfer from Restricted Assets	45,262	0	0	2,747,074	2,747,074	0.00%
Transfer to Reserves	(4,559,599)	(4,689,525)	(4,689,525)	(20,025,834)	(20,025,834)	2.77%
Transfer from Reserves	1,421,153	1,621,005	1,621,005	34,768,797	34,105,297	-12.33%
Opening Funds Surplus/ (Deficit)	473,794	473,793	473,793	473,794	473,794	
Net Current Position - Surplus / (Deficit)	45,101,827	38,396,969	35,411,684	0	0	

City of BusseltonNet Current PositionYear to Date As At 30 September 2020

	2020/21 Actual	2020/21 Amended Budget	2020/21 Original Budget	2019/20 Actual
	\$	\$	\$	\$
<u>NET CURRENT ASSETS</u>				
<u>CURRENT ASSETS</u>				
Cash - Unrestricted	22,045,763	1,121,325	1,121,325	1,595,119
Cash - Restricted	73,061,842	51,418,897	52,142,397	68,906,185
Sundry Debtors	1,390,115	2,000,000	2,000,000	2,122,414
Rates Outstanding - General	24,902,120	1,500,000	1,500,000	1,506,931
Stock on Hand	16,543	25,802	25,802	25,802
	<u>121,416,383</u>	<u>56,066,024</u>	<u>56,789,524</u>	<u>74,156,451</u>
<u>LESS: CURRENT LIABILITIES</u>				
Bank Overdraft	0	0	0	0
Sundry Creditors	3,252,713	4,647,127	4,647,127	4,776,472
Performance Bonds	2,977,993	2,465,476	2,465,476	2,465,476
	<u>6,230,706</u>	<u>7,112,603</u>	<u>7,112,603</u>	<u>7,241,948</u>
Current Position (inclusive of Restricted Funds)	115,185,676	48,953,421	49,676,921	66,914,504
Add: Cash Backed Liabilities (Deposits & Bonds)	2,977,993	2,465,476	2,465,476	2,465,476
Less: Cash - Restricted Funds	(73,061,842)	(51,418,897)	(52,142,397)	(68,906,185)
<u>NET CURRENT ASSET POSITION</u>	<u>45,101,827</u>	<u>(0)</u>	<u>0</u>	<u>473,794</u>

City of BusseltonCapital Acquisition ReportProperty, Plant & Equipment, InfrastructureFor the Period Ended 30 September 2020

Description	2020/21 Actual YTD	2020/21 Amended Budget YTD	2020/21 Original Budget YTD	2020/21 Amended Budget	2020/21 Original Budget	2020/21 Budget YTD Variance
	\$	\$	\$	\$	\$	%
>> Property, Plant & Equipment						
Land						
10610 Property Services Administration	12,100	25,000	25,000	150,000	150,000	-51.60%
	12,100	25,000	25,000	150,000	150,000	-51.60%
Buildings						
Major Projects						
Major Project - Library Expansion						
B9516 Busselton Library Upgrade	249,722	301,000	150,000	608,000	608,000	-17.04%
	249,722	301,000	150,000	608,000	608,000	-17.04%
Major Project - Administration Building						
B9010 Civic and Administration Centre Minor Upgrades	1,705	1,812	1,812	7,248	7,248	-5.88%
	1,705	1,812	1,812	7,248	7,248	-5.88%
Buildings (Other)						
B9300 Aged Housing Capital Improvements - Winderup	0	19,800	19,800	80,000	80,000	-100.00%
B9301 Aged Housing Capital Improvements - Harris Road	26,082	15,000	15,000	60,000	60,000	73.88%
B9302 Aged Housing Capital Improvements - Winderup Court (City)	0	0	0	52,000	52,000	0.00%
B9407 Busselton Senior Citizens	590,823	549,925	306,392	738,128	738,128	7.44%
B9534 Community Resource Centre	5,750	0	0	50,000	50,000	0.00%
B9556 NCC Upgrade	0	0	0	130,000	130,000	0.00%
B9558 Churchill Park - Change Room Refurbishment	0	21,000	21,000	21,000	21,000	-100.00%
B9591 Performing Arts Convention Centre	422,764	495,838	3,560,774	14,246,200	14,246,200	-14.74%
B9596 GLC Building Improvements	2,564	122,913	122,913	491,657	491,657	-97.91%
B9605 Energy Efficiency Initiatives (Various Buildings)	0	0	0	103,000	103,000	0.00%
B9606 King Street Toilets	48,382	11,508	11,508	46,026	46,026	320.42%
B9607 General Buildings Asset Renewal Allocation (Various Building)	5,033	37,500	37,500	150,000	150,000	-86.58%
B9608 Demolition Allocation (Various Buildings)	2,011	0	0	25,000	25,000	0.00%
B9610 Old Butter Factory	(7,443)	0	0	0	0	0.00%
B9611 Smiths Beach New Public Toilet	398	0	0	200,000	200,000	0.00%
B9612 Churchill Park Renew Sports Lights	0	0	0	140,000	140,000	0.00%
B9613 GLC CCTV Installation	0	18,000	18,000	18,000	18,000	-100.00%
B9711 Busselton Airport - Building	0	10,000	10,000	15,000	15,000	-100.00%
B9717 Airport Construction, Existing Terminal Upgrade	0	10,701	10,701	42,800	42,800	-100.00%
B9809 Busselton Jetty Tourist Park Compliance Works	3,600	0	0	80,000	80,000	0.00%
	1,099,963	1,312,185	4,133,588	16,688,811	16,688,811	-16.17%
Total Buildings	1,351,390	1,614,997	4,285,400	17,304,059	17,304,059	-16.32%
Plant & Equipment						
10100 Finance & Corporate Services Support	0	0	0	50,000	50,000	0.00%
10372 Dunsborough Cemetery	0	0	0	20,000	20,000	0.00%
10810 Statutory Planning	0	35,000	35,000	35,000	35,000	-100.00%
10920 Environmental Health Services Administration	0	35,000	35,000	35,000	35,000	-100.00%
10950 Animal Control	0	0	0	50,000	50,000	0.00%
10980 Other Law, Order & Public Safety	0	0	0	50,000	50,000	0.00%
11151 Airport Operations	0	0	0	40,000	40,000	0.00%
11156 Airport Development Operations	166,365	70,776	70,776	283,100	283,100	135.06%
11160 Busselton Jetty	0	15,000	15,000	15,000	15,000	-100.00%
11401 Transport - Workshop	10,410	30,000	30,000	30,000	30,000	-65.30%
11402 Plant Purchases (P10)	0	40,000	40,000	1,420,000	1,420,000	-100.00%

City of BusseltonCapital Acquisition ReportProperty, Plant & Equipment, InfrastructureFor the Period Ended 30 September 2020

Description	2020/21 Actual YTD	2020/21 Amended Budget YTD	2020/21 Original Budget YTD	2020/21 Amended Budget	2020/21 Original Budget	2020/21 Budget YTD Variance
11403 Plant Purchases (P11)	0	77,500	77,500	205,000	205,000	-100.00%
11404 Plant Purchases (P12)	0	10,000	10,000	114,000	114,000	-100.00%
11406 Plant Purchases (P14)	18,160	5,811	5,811	23,240	23,240	212.51%
11407 P&E - P&G Smart Technologies	0	24,999	24,999	100,000	100,000	-100.00%
11500 Operations Services Administration	0	40,000	40,000	40,000	40,000	-100.00%
B1025 Yallingup Coastal Bushfire Brigade	10,592	0	0	0	0	0.00%
	205,528	384,086	384,086	2,510,340	2,510,340	-46.49%
Furniture & Office Equipment						
10250 Information & Communication Technology Services	101,303	47,755	113,089	407,088	407,088	112.13%
10590 Naturaliste Community Centre	0	3,000	3,000	12,000	12,000	-100.00%
10591 Geographe Leisure Centre	0	20,000	20,000	20,000	20,000	-100.00%
10625 Art Geo Administration	0	0	0	10,000	10,000	0.00%
10900 Cultural Planning	0	0	0	12,000	12,000	0.00%
	101,303	70,755	136,089	461,088	461,088	43.17%
Sub-Total Property, Plant & Equipment	1,670,320	2,094,838	4,830,575	20,425,487	20,425,487	-20.26%
>> Infrastructure						
Roads						
S0005 Ludlow Hithergreen Road - Second Coat Seal	1,546	168,753	168,753	675,000	675,000	-99.08%
S0048 Bussell Highway	0	187,494	187,494	750,000	750,000	-100.00%
S0070 Peel & Queen Street Roundabout Service Relocation	41,400	112,500	112,500	1,200,000	450,000	-63.20%
S0072 Koorup Road - Reconstruct and Seal Shoulders	0	102,501	102,501	410,000	410,000	-100.00%
S0073 Gale Road Rural Reconstruction	4,738	359,250	359,250	1,437,000	1,437,000	-98.68%
S0074 Causeway Road Duplication	228,469	1,196,601	1,196,601	2,286,000	2,286,000	-80.91%
S0075 Local Road and Community Infrastructure Program	28,343	240,468	240,468	961,870	961,870	-88.21%
S0076 Koorup Road (Stage 1)	0	0	0	400,500	0	0.00%
S0321 Yoongarillup Road - Second Coat Seal	0	34,752	34,752	139,000	139,000	-100.00%
S0323 Piggot Road - Second Coat Seal	0	3,249	3,249	13,000	13,000	-100.00%
S0328 Wonnerup South Road Second Coat Seal	0	18,000	18,000	72,000	72,000	-100.00%
S0329 Georgette Street Reconstruction	109	35,007	35,007	140,000	140,000	-99.69%
S0330 Hakea Way Asphalt Overlay	226	21,225	21,225	85,000	85,000	-98.93%
T0019 Wonnerup South Road - Reconstruct and Widening (narrow seal)	72,333	0	0	448,000	0	0.00%
T0020 Capel Tutunup Road	3,668	378,753	378,753	1,515,000	1,515,000	-99.03%
T0086 Yoongarillup Road - Reconstruct & Widen (Western Section)	167,569	106,476	106,476	425,917	425,917	57.38%
V0002 Eastern Link - Busselton Traffic Study	412,622	541,750	541,750	541,750	541,750	-23.84%
V0006 Eastern Link - Causeway Road Service Relocations	148,317	150,000	150,000	200,000	200,000	-1.12%
W0015 Gale Road - Reconstruction (50% Council)	271	7,500	7,500	30,000	30,000	-96.38%
W0032 Chamber Road	0	6,012	6,012	24,000	24,000	-100.00%
W0044 Brash Road Yallingup	0	13,752	13,752	55,000	55,000	-100.00%
W0067 Ford Road Reconstruct and Asphalt Overlay	246	10,000	10,000	75,600	75,600	-97.54%
W0084 Vasse Yallingup Siding Road	595	0	0	0	0	0.00%
W0108 Yelverton Road	143	29,013	29,013	116,000	116,000	-99.51%
W0121 Geographe Bay Road Quindalup	9,233	182,505	182,505	990,000	730,000	-94.94%
W0176 Signage (Alternate CBD Entry)	18,692	8,000	8,000	16,000	16,000	133.65%
W0201 McDonald Rd Gravel Resheet Slk 1.40 - 2.49	0	14,502	14,502	58,000	58,000	-100.00%
W0231 Carey Street - Asphalt Overlay & Kerb	179,043	47,295	47,295	189,179	189,179	278.57%
W0232 Stanley Street - Asphalt Overlay, Kerbing & Parking	0	36,765	36,765	147,000	147,000	-100.00%
W0240 Metricup Yelverton Road - Gravel Resheet	0	12,489	12,489	50,000	50,000	-100.00%
W0243 Alfred Road - Gravel Resheet	0	12,489	12,489	50,000	50,000	-100.00%
W0244 Koorabin Drive - Reconstruction & Intersection	0	36,000	36,000	144,000	144,000	-100.00%
W0246 Barnard Park East Foreshore Stage 2 Capital Works	0	150,000	150,000	203,000	203,000	-100.00%
W0247 Harvest Road Asphalt Overlay Kerb & Footpath	0	80,001	80,001	320,000	320,000	-100.00%
W0248 Boyle Street Asphalt Overlay	0	30,000	30,000	120,000	120,000	-100.00%
W0249 Chloe Court Asphalt Overlay	305	30,000	30,000	120,000	120,000	-98.98%
W0253 Egret Close Asphalt Overlay	0	16,251	16,251	65,000	65,000	-100.00%
W0254 Bird Crescent Asphalt Overlay	98	3,498	3,498	14,000	14,000	-97.20%
W0255 Donnelly Court Reseal	441	7,491	7,491	30,000	30,000	-94.11%
W0258 Jingarie Place Reconstruction	502	17,499	17,499	70,000	70,000	-97.13%

City of BusseltonCapital Acquisition ReportProperty, Plant & Equipment, InfrastructureFor the Period Ended 30 September 2020

Description	2020/21 Actual YTD	2020/21 Amended Budget YTD	2020/21 Original Budget YTD	2020/21 Amended Budget	2020/21 Original Budget	2020/21 Budget YTD Variance
W0259 Clinker Drive Roundabout Reconstruction	90	3,765	3,765	15,000	15,000	-97.60%
W0260 Sanson Road Resheet	0	3,012	3,012	12,000	12,000	-100.00%
W0261 Treemartin Road Resheet	0	7,002	7,002	28,000	28,000	-100.00%
W0262 Yallingup Siding Road Resheet	0	13,248	13,248	53,000	53,000	-100.00%
W0263 Marybrook Road Resheet	0	6,012	6,012	24,000	24,000	-100.00%
W0264 Caves Road - Median Crossing	0	6,126	6,126	24,500	24,500	-100.00%
W0265 Seascapes Rise - Road Safety Upgrade	0	58,749	58,749	235,000	235,000	-100.00%
W0266 Layman Road Pull Over Bay	0	7,500	7,500	30,000	30,000	-100.00%
W0267 Road Safety Signage Infrastructure	0	0	0	117,985	0	0.00%
	1,318,999	4,513,255	4,513,255	15,126,301	13,149,816	-70.77%
Bridges						
A0014 Bussell Highway - 0241	0	186,000	186,000	744,000	744,000	-100.00%
A0022 Yallingup Beach Road Bridge - 3347	0	174,999	174,999	700,000	700,000	-100.00%
A0023 Kaloourup Road Bridge - 3381	0	34,500	34,500	138,000	138,000	-100.00%
A0024 Boallia Road Bridge - 4854	0	34,500	34,500	138,000	138,000	-100.00%
A0025 Tuart Drive Bridge 0238	34	0	0	567,000	567,000	0.00%
	34	429,999	429,999	2,287,000	2,287,000	-99.99%
Car Parks						
C0010 Geographe Bay Road - Milne Street (Parking Upgrade)	1,010	0	0	0	0	0.00%
C0043 Administration Building Carpark	0	25,000	25,000	100,000	100,000	-100.00%
C0044 Meelup Coastal Nodes - Carpark upgrade	21,607	5,148	5,148	20,595	20,595	319.71%
C0050 Forth Street Groyne Carpark - Formalise and Seal	0	13,650	13,650	54,600	54,600	-100.00%
C0051 Vasse Oval Gravel Car Parking - Dawson (Eastern Side)	0	50,001	50,001	200,000	200,000	-100.00%
C0052 Vasse Kaloourup Oval Carpark Development	39,985	13,569	13,569	54,270	54,270	194.68%
C0053 Car Parking - Rear of Hotel Site 1	263,630	130,620	130,620	522,480	522,480	101.83%
C0054 Barnard East Car Parking	0	19,683	19,683	78,730	78,730	-100.00%
C0055 Barnard Park East Foreshore Car Parking	0	60,000	60,000	310,000	310,000	-100.00%
C0057 Baudin Memorial Carpark	0	21,009	21,009	84,000	84,000	-100.00%
C0058 Eagle Bay Carpark	0	21,009	21,009	84,000	84,000	-100.00%
C0059 Dunsborough Yacht Club Carpark	326	0	0	160,000	160,000	0.00%
C0060 King Street Carpark Reconstruction	17,998	140,000	140,000	140,000	140,000	-87.14%
	344,556	499,689	499,689	1,808,675	1,808,675	-31.05%
Footpath and Cycleways						
F0002 Bussell Highway - Novacare link to Broadwater Shops	16,153	0	0	15,000	15,000	0.00%
F0066 Bussell Highway Footpath Sections	0	25,000	25,000	143,000	143,000	-100.00%
F0067 Beach Road Dunsborough Footpath	0	51,501	51,501	206,000	206,000	-100.00%
F0084 Thompson Way - New Path	1,079	1,962	1,962	7,848	7,848	-45.00%
F0089 Barnard East Footpaths	878	22,809	22,809	91,240	91,240	-96.15%
F0090 DAIP - Disability Access	0	6,165	6,165	24,657	24,657	-100.00%
F0092 Acorn Place	0	10,002	10,002	40,000	40,000	-100.00%
F0093 Webb Street	98	11,385	11,385	45,500	45,500	-99.14%
F0094 Georgette Street	0	7,878	7,878	31,500	31,500	-100.00%
F0095 Fern Road	0	11,253	11,253	45,000	45,000	-100.00%
F0096 Stanley Place	218	2,502	2,502	10,000	10,000	-91.29%
F0098 Dunsborough Centennial Park Project	0	24,999	24,999	100,000	100,000	-100.00%
F0100 Micro Brewery - Footpath and Landscaping	10,760	0	0	170,000	170,000	0.00%
F0101 Yalyalup Pump Track & Temporary Toilet	0	0	0	150,000	150,000	0.00%
F1005 End of Trip Facilities for Cyclists	284	0	0	20,000	20,000	0.00%
F1022 Buayanup Drain Shared Path	0	159,999	159,999	640,000	640,000	-100.00%
	29,470	335,455	335,455	1,739,745	1,739,745	-91.22%
Parks, Gardens and Reserves						
C1012 Townscape Street Furniture Replacement - Busselton	0	2,499	2,499	10,000	10,000	-100.00%
C1026 Townscape Works Dunsborough	253	37,500	37,500	150,000	150,000	-99.32%
C1511 RBFS Various Grant Applications	0	12,500	12,500	50,000	50,000	-100.00%
C1604 Pioneer Cemetery Infrastructure Upgrades	0	20,000	20,000	41,125	41,125	-100.00%
C1605 Busselton Cemetery Infrastructure Upgrades	3,274	19,999	19,999	80,000	80,000	-83.63%
C1609 Pioneer Cemetery - Implement Conservation Plan	646	5,001	5,001	20,000	20,000	-87.07%
C1753 Eagle Bay Viewing Platform	0	0	0	95,458	95,458	0.00%
C1760 King Street Reserve - Park Upgrade (Coastal Node)	39,359	11,895	11,895	47,582	47,582	230.89%
C2006 Depot Washdown Facility Upgrades	0	20,625	20,625	82,500	82,500	-100.00%

City of BusseltonCapital Acquisition ReportProperty, Plant & Equipment, InfrastructureFor the Period Ended 30 September 2020

Description	2020/21 Actual YTD	2020/21 Amended Budget YTD	2020/21 Original Budget YTD	2020/21 Amended Budget	2020/21 Original Budget	2020/21 Budget YTD Variance
C2504 Groyne Construction	0	12,876	12,876	51,500	51,500	-100.00%
C2512 Sand Re-Nourishment	17,538	31,125	31,125	124,500	124,500	-43.65%
C2520 Coastal Protection Works	6,060	11,250	11,250	45,000	45,000	-46.13%
C2526 Baudin/ Wonerup Groynes	0	0	0	25,000	25,000	0.00%
C2527 Storm Damage Renewal of Infrastructure	0	9,273	9,273	37,090	37,090	-100.00%
C2528 Craig Street Groyne and Sea Wall	0	0	0	660,000	660,000	0.00%
C3006 Playgrounds General - Replacement of playground equipment	0	6,249	6,249	25,000	25,000	-100.00%
C3007 Park Furniture Replacement - Replace aged & unsafe Equip	0	6,252	6,252	25,000	25,000	-100.00%
C3048 BBQ Placement and Replacement	0	0	0	15,000	15,000	0.00%
C3094 Busselton Foreshore - Stage 3	0	16,359	16,359	55,436	55,436	-100.00%
C3103 Youth Skate Park	0	3,750	3,750	15,000	15,000	-100.00%
C3112 Busselton Foreshore - Exercise Equipment	0	54,650	54,650	217,650	217,650	-100.00%
C3113 Busselton Tennis Club - Infrastructure	32,063	11,934	11,934	47,739	47,739	168.67%
C3116 Dawson Park (Mcintyre St Pos)	0	55,000	55,000	187,467	110,000	-100.00%
C3122 Rails to Trails - Continuation of Implementation Plan	27,766	24,999	24,999	100,000	100,000	11.07%
C3136 Vasse Oval Kalooup - Grassing of Existing Oval	738	7,500	7,500	30,000	30,000	-90.15%
C3145 Churchill Park	37,874	54,999	54,999	220,000	220,000	-31.14%
C3146 Dunsborough Town Centre/ Foreshore	509	0	0	0	0	0.00%
C3166 Vasse River Foreshore - Bridge to Bridge	0	6,999	6,999	28,000	28,000	-100.00%
C3186 Lou Weston Oval - Courts	481,022	126,912	126,912	507,650	507,650	279.02%
C3187 Port Geographe Reticulation Upgrades	55	0	0	47,297	47,297	0.00%
C3189 Possum Park Barnard East Upgrade	41	0	0	30,000	30,000	0.00%
C3194 Meelup Regional Park - Capital Projects	47,125	21,378	21,378	85,509	85,509	120.44%
C3198 Vasse SAR Area General Improvements to the Area	3,098	12,501	12,501	50,000	50,000	-75.22%
C3200 Provenge SAR Area General Improvements to the Area	63,082	31,251	31,251	125,000	125,000	101.86%
C3202 Port Geographe Street Light Replacement	3,920	20,751	20,751	82,994	82,994	-81.11%
C3203 Port Geographe General Improvements/ Foreshore	2,355	8,751	8,751	35,000	35,000	-73.09%
C3206 Landscaping - Old Busselton Tennis Club Site	229,096	92,379	92,379	369,520	369,520	148.00%
C3207 Barnard East Underground Power	0	41,325	41,325	165,297	165,297	-100.00%
C3208 Barnard East Landscaping	7,797	60,000	60,000	240,000	240,000	-87.00%
C3210 McBride Park - POS Upgrade	0	0	0	32,538	32,538	0.00%
C3211 Tulloh St (Geographe Bay Road) - POS Upgrade	0	45,000	45,000	90,332	90,332	-100.00%
C3212 Siesta Park - Beach Access - POS Upgrade	0	0	0	13,379	13,379	0.00%
C3213 Cabarita Road - POS Upgrade	0	0	50,000	28,141	100,000	0.00%
C3214 Kingsford Road - POS Upgrade	0	75,000	75,000	154,375	154,375	-100.00%
C3215 Monash Way - POS Upgrade	0	0	0	167,174	167,174	0.00%
C3216 Wagon Road - POS Upgrade	0	0	0	167,174	167,174	0.00%
C3217 Limestone Quarry - POS Upgrade	0	0	0	167,174	167,174	0.00%
C3218 Dolphin Road - POS Upgrade	0	0	0	91,000	91,000	0.00%
C3219 Kingfish/ Costello - POS Upgrade	0	0	0	91,000	91,000	0.00%
C3220 Quindalup Old Tennis Courts Site - POS Upgrade	0	0	0	53,283	53,283	0.00%
C3222 King St Reserve Park - POS Upgrade	134,783	36,837	36,837	147,348	147,348	265.89%
C3223 Dunsborough Non-Potable Water Network	0	0	0	2,000,000	2,000,000	0.00%
C3224 Dunsborough Nature Based Playground	0	0	0	40,000	40,000	0.00%
C3225 Dunsborough Lakes Sporting Precinct (Stage 1)	1,995	0	0	2,288,000	2,288,000	0.00%
C3226 Mitchell Park Upgrade	994	0	0	820,000	820,000	0.00%
C3227 Barnard Park East Foreshore Landscaping	3,652	90,000	90,000	280,000	280,000	-95.94%
C3228 General Works - Replacement of Capital Items	0	22,500	22,500	30,000	30,000	-100.00%
C3232 Irrigation Renewal	0	9,999	9,999	40,000	40,000	-100.00%
C3235 Eastern Link Landscaping	47,538	50,001	50,001	200,000	200,000	-4.93%
C3236 Dunsborough Foreshore Lighting	586	12,501	12,501	50,000	50,000	-95.31%
C3237 King Street Landscaping Stage 2	20,248	15,999	15,999	64,000	64,000	26.56%
C3238 Vasse River - General Upgrade	0	40,000	40,000	100,000	100,000	-100.00%
C3451 Aged Housing Infrastructure (Upgrade)	3,773	3,060	3,060	12,250	12,250	23.28%
C3479 Vidler Road Waste Site Capital Improvements	410	0	0	50,000	50,000	0.00%
C3481 Transfer Station Development	2,507	37,500	37,500	150,000	150,000	-93.31%
C3485 Site Rehabilitation - Busselton	791	249,999	249,999	1,000,000	1,000,000	-99.68%
C3489 Liquid Waste Pond Renewal Works	0	12,501	12,501	50,000	50,000	-100.00%
C3497 Busselton Jetty - Capital Expenditure	13,258	150,000	150,000	870,000	870,000	-91.16%
	1,234,209	1,709,379	1,759,379	13,471,482	13,465,874	-27.80%
Drainage						
D0009 Busselton LIA - Geocatch Drain Partnership WSUD Improvements	0	7,500	7,500	30,000	30,000	-100.00%
D0020 Glenmeier Ramble Drainage Upgrade	0	12,675	12,675	50,700	50,700	-100.00%

City of BusseltonCapital Acquisition ReportProperty, Plant & Equipment, InfrastructureFor the Period Ended 30 September 2020

Description	2020/21 Actual YTD	2020/21 Amended Budget YTD	2020/21 Original Budget YTD	2020/21 Amended Budget	2020/21 Original Budget	2020/21 Budget YTD Variance
D0021 Chugg Road Drainage Upgrade	0	15,044	15,044	15,044	15,044	-100.00%
	0	35,219	35,219	95,744	95,744	-100.00%
Airport Industrial Parks						
C6025 Installation of Bird Netting	0	19,425	19,425	77,703	77,703	-100.00%
C6026 Airport Car Park Reseal	4,443	19,179	19,179	76,700	76,700	-76.83%
C6087 Airport Construction Stage 2, Landside Civils & Services Inf	0	24,999	24,999	100,000	100,000	-100.00%
C6091 Airport Construction Stage 2, Noise Management Plan	0	0	0	866,500	866,500	0.00%
C6092 Airport Construction Stage 2, Airfield	19,422	4,980	4,980	19,900	19,900	290.00%
C6099 Airport Development - Project Expenses	16,014	28,962	63,963	115,850	255,850	-44.71%
	39,879	97,545	132,546	1,256,653	1,396,653	-59.12%
Sub-Total Infrastructure	2,967,147	7,620,541	7,705,542	35,785,600	33,943,507	-61.06%
Grand Total - Capital Acquisitions	4,637,467	9,715,379	12,536,117	56,211,087	54,368,994	
Infrastructure by class						
Roads	1,318,999	4,513,255	4,513,255	18,126,301	16,149,816	-70.77%
Bridges	34	429,999	429,999	2,287,000	2,287,000	-99.99%
Car Parks	344,556	499,689	499,689	1,808,675	1,808,675	-31.05%
Footpaths & Cycleways	29,470	335,455	335,455	2,239,745	2,239,745	-91.22%
Parks, Gardens & Reserves	1,234,209	1,709,379	1,759,379	14,971,482	14,965,874	-27.80%
Drainage	0	35,219	35,219	1,595,745	1,595,745	-100.00%
Regional Airport & Industrial Park Infrastructure	39,879	97,545	132,546	1,256,653	1,396,653	-59.12%
Less : Donated Assets				0	0	0.00%
Total Infrastructure Actual by class	2,967,147	7,620,541	7,705,542	42,285,601	40,443,508	-61.06%

City of BusseltonReserves Movement Report

For The Period Ending 31 August 2020

	2020/2021 Actual	2020/2021 Amended Budget YTD	2020/2021 Original Budget YTD	2020/2021 Amended Budget	2020/2021 Original Budget	2019/2020 Actual
	\$	\$	\$	\$	\$	\$
100 Airport Infrastructure Renewal and Replacement Reserve						
Accumulated Reserves at Start of Year	1,712,272.40	1,712,272.40	1,712,272.40	1,712,272.40	1,712,272.40	1,821,552.89
Interest transfer to Reserves	2,530.22	3,110.00	3,110.00	18,660.00	18,660.00	28,582.65
Transfer from Muni	0.00	1,576.71	1,576.71	1,576.71	1,576.71	0.00
Transfer to Muni	0.00	0.00	0.00	(288,364.00)	(288,364.00)	(137,863.14)
	<u>1,714,802.62</u>	<u>1,716,959.11</u>	<u>1,716,959.11</u>	<u>1,444,145.11</u>	<u>1,444,145.11</u>	<u>1,712,272.40</u>
136 Airport Marketing and Incentive Reserve						
Accumulated Reserves at Start of Year	4,073,790.64	4,073,790.64	4,073,790.64	4,073,790.64	4,073,790.64	3,396,150.77
Interest transfer to Reserves	6,740.36	7,400.00	7,400.00	44,401.00	44,401.00	58,291.83
Transfer from Muni	34,746.00	34,746.00	34,746.00	328,471.00	328,471.00	619,348.04
Transfer to Muni	0.00	0.00	0.00	(1,180,572.00)	(1,180,572.00)	0.00
	<u>4,115,277.00</u>	<u>4,115,936.64</u>	<u>4,115,936.64</u>	<u>3,266,090.64</u>	<u>3,266,090.64</u>	<u>4,073,790.64</u>
143 Airport Noise Mitigation Reserve						
Accumulated Reserves at Start of Year	904,896.43	904,896.43	904,896.43	904,896.43	904,896.43	890,709.89
Interest transfer to Reserves	1,401.71	1,644.00	1,644.00	9,864.00	9,864.00	14,186.54
Transfer to Muni	0.00	0.00	0.00	(866,500.00)	(866,500.00)	0.00
	<u>906,298.14</u>	<u>906,540.43</u>	<u>906,540.43</u>	<u>48,260.43</u>	<u>48,260.43</u>	<u>904,896.43</u>
147 Airport Development Reserve						
Accumulated Reserves at Start of Year	1,576.71	1,576.71	1,576.71	1,576.71	1,576.71	0.00
Interest transfer to Reserves	(198.30)	0.00	0.00	0.00	0.00	1,576.63
Transfer from Muni	0.00	0.00	0.00	0.00	0.00	165,882.00
Transfer to Muni	0.00	(1,576.71)	(1,576.71)	(1,576.71)	(1,576.71)	(165,881.92)
	<u>1,378.41</u>	<u>0.00</u>	<u>0.00</u>	<u>0.00</u>	<u>0.00</u>	<u>1,576.71</u>
148 Airport Existing Terminal Building Reserve						
Accumulated Reserves at Start of Year	122,795.41	122,795.41	122,795.41	122,795.41	122,795.41	39,882.21
Interest transfer to Reserves	309.73	224.00	224.00	1,344.00	1,344.00	635.20
Transfer from Muni	13,714.00	13,714.00	13,714.00	82,278.00	82,278.00	82,278.00
	<u>136,819.14</u>	<u>136,733.41</u>	<u>136,733.41</u>	<u>206,417.41</u>	<u>206,417.41</u>	<u>122,795.41</u>
106 Building Asset Renewal Reserve - General Buildings						
Accumulated Reserves at Start of Year	1,483,242.45	1,483,242.45	1,483,242.45	1,483,242.45	1,483,242.45	1,725,055.66
Interest transfer to Reserves	1,338.11	2,694.00	2,694.00	16,164.00	16,164.00	32,703.18
Transfer from Muni	121,192.00	121,192.00	121,192.00	1,037,148.00	1,037,148.00	727,148.00
Transfer to Muni	0.00	0.00	0.00	(1,071,026.00)	(1,071,026.00)	(1,001,664.39)
	<u>1,605,772.56</u>	<u>1,607,128.45</u>	<u>1,607,128.45</u>	<u>1,465,528.45</u>	<u>1,465,528.45</u>	<u>1,483,242.45</u>
404 Barnard Park Sports Pavilion Building Reserve						
Accumulated Reserves at Start of Year	41,352.43	41,352.43	41,352.43	41,352.43	41,352.43	10,666.20
Interest transfer to Reserves	71.38	76.00	76.00	456.00	456.00	460.23
Transfer from Muni	5,038.00	5,038.00	5,038.00	30,226.00	30,226.00	30,226.00
	<u>46,461.81</u>	<u>46,466.43</u>	<u>46,466.43</u>	<u>72,034.43</u>	<u>72,034.43</u>	<u>41,352.43</u>

City of Busselton**Reserves Movement Report****For The Period Ending 31 August 2020**

	2020/2021 Actual	2020/2021 Amended Budget YTD	2020/2021 Original Budget YTD	2020/2021 Amended Budget	2020/2021 Original Budget	2019/2020 Actual
	\$	\$	\$	\$	\$	\$
405 Railway House Building Reserve						
Accumulated Reserves at Start of Year	36,854.54	36,854.54	36,854.54	36,854.54	36,854.54	16,761.18
Interest transfer to Reserves	61.85	66.00	66.00	396.00	396.00	458.36
Transfer from Muni	3,272.00	3,272.00	3,272.00	19,635.00	19,635.00	19,635.00
	<u>40,188.39</u>	<u>40,192.54</u>	<u>40,192.54</u>	<u>56,885.54</u>	<u>56,885.54</u>	<u>36,854.54</u>
406 Youth and Community Activities Building Reserve						
Accumulated Reserves at Start of Year	80,356.10	80,356.10	80,356.10	80,356.10	80,356.10	45,712.30
Interest transfer to Reserves	121.29	146.00	146.00	876.00	876.00	1,148.35
Transfer from Muni	7,140.00	7,140.00	7,140.00	42,840.00	42,840.00	42,840.00
Transfer to Muni	0.00	0.00	0.00	0.00	0.00	(9,344.55)
	<u>87,617.39</u>	<u>87,642.10</u>	<u>87,642.10</u>	<u>124,072.10</u>	<u>124,072.10</u>	<u>80,356.10</u>
407 Busselton Library Building Reserve						
Accumulated Reserves at Start of Year	111,021.85	111,021.85	111,021.85	111,021.85	111,021.85	85,071.29
Interest transfer to Reserves	180.81	202.00	202.00	1,212.00	1,212.00	1,716.82
Transfer from Muni	7,616.00	7,616.00	7,616.00	45,696.00	45,696.00	45,696.00
Transfer to Muni	0.00	(100,000.00)	(100,000.00)	(105,000.00)	(105,000.00)	(21,462.26)
	<u>118,818.66</u>	<u>18,839.85</u>	<u>18,839.85</u>	<u>52,929.85</u>	<u>52,929.85</u>	<u>111,021.85</u>
131 Busselton Community Resource Centre Reserve						
Accumulated Reserves at Start of Year	272,693.17	272,693.17	272,693.17	272,693.17	272,693.17	190,875.82
Interest transfer to Reserves	441.63	496.00	496.00	2,976.00	2,976.00	3,791.98
Transfer from Muni	14,400.00	14,400.00	14,400.00	86,394.00	86,394.00	81,752.64
Transfer to Muni	0.00	0.00	0.00	(50,000.00)	(50,000.00)	(3,727.27)
	<u>287,534.80</u>	<u>287,589.17</u>	<u>287,589.17</u>	<u>312,063.17</u>	<u>312,063.17</u>	<u>272,693.17</u>
408 Busselton Jetty Tourist Park Reserve						
Accumulated Reserves at Start of Year	222,752.80	222,752.80	222,752.80	222,752.80	222,752.80	159,725.80
Interest transfer to Reserves	247.48	404.00	404.00	2,424.00	2,424.00	4,342.04
Transfer from Muni	42,138.00	42,138.00	42,138.00	252,833.00	252,833.00	168,021.20
Transfer to Muni	0.00	0.00	0.00	(243,600.00)	(243,600.00)	(109,336.24)
	<u>265,138.28</u>	<u>265,294.80</u>	<u>265,294.80</u>	<u>234,409.80</u>	<u>234,409.80</u>	<u>222,752.80</u>
409 Geopraphe Leisure Centre Building (GLC) Reserve						
Accumulated Reserves at Start of Year	615,084.29	615,084.29	615,084.29	615,084.29	615,084.29	381,186.42
Interest transfer to Reserves	1,155.08	1,118.00	1,118.00	6,708.00	6,708.00	7,619.95
Transfer from Muni	43,420.00	43,420.00	43,420.00	260,521.00	260,521.00	570,521.00
Transfer to Muni	0.00	0.00	0.00	(819,657.00)	(819,657.00)	(344,243.08)
	<u>659,659.37</u>	<u>659,622.29</u>	<u>659,622.29</u>	<u>62,656.29</u>	<u>62,656.29</u>	<u>615,084.29</u>
331 Joint Venture Aged Housing Reserve (Harris/ Winderlup)						
Accumulated Reserves at Start of Year	1,237,306.78	1,237,306.78	1,237,306.78	1,237,306.78	1,237,306.78	1,085,870.41
Interest transfer to Reserves	2,012.65	2,248.00	2,248.00	13,488.00	13,488.00	17,937.89
Transfer from Muni	21,968.00	21,968.00	21,968.00	131,806.00	131,806.00	185,261.37
Transfer to Muni	0.00	0.00	0.00	(152,250.00)	(152,250.00)	(51,762.89)
	<u>1,261,287.43</u>	<u>1,261,522.78</u>	<u>1,261,522.78</u>	<u>1,230,350.78</u>	<u>1,230,350.78</u>	<u>1,237,306.78</u>

City of BusseltonReserves Movement Report

For The Period Ending 31 August 2020

	2020/2021 Actual	2020/2021 Amended Budget YTD	2020/2021 Original Budget YTD	2020/2021 Amended Budget	2020/2021 Original Budget	2019/2020 Actual
	\$	\$	\$	\$	\$	\$
403 Winderup Aged Housing Reserve (City Controlled)						
Accumulated Reserves at Start of Year	212,935.38	212,935.38	212,935.38	212,935.38	212,935.38	212,501.16
Interest transfer to Reserves	325.45	386.00	386.00	2,316.00	2,316.00	3,457.97
Transfer from Muni	8,092.00	8,092.00	8,092.00	48,550.00	48,550.00	2,046.25
Transfer to Muni	0.00	0.00	0.00	(52,000.00)	(52,000.00)	(5,070.00)
	<u>221,352.83</u>	<u>221,413.38</u>	<u>221,413.38</u>	<u>211,801.38</u>	<u>211,801.38</u>	<u>212,935.38</u>
410 Naturaliste Community Centre Building (NCC) Reserve						
Accumulated Reserves at Start of Year	125,076.60	125,076.60	125,076.60	125,076.60	125,076.60	63,745.73
Interest transfer to Reserves	208.23	228.00	228.00	1,368.00	1,368.00	1,622.87
Transfer from Muni	9,952.00	9,952.00	9,952.00	59,708.00	59,708.00	59,708.00
Transfer to Muni	0.00	0.00	0.00	(142,000.00)	(142,000.00)	0.00
	<u>135,236.83</u>	<u>135,256.60</u>	<u>135,256.60</u>	<u>44,152.60</u>	<u>44,152.60</u>	<u>125,076.60</u>
411 Civic and Administration Building Reserve						
Accumulated Reserves at Start of Year	429,689.17	429,689.17	429,689.17	429,689.17	429,689.17	187,928.40
Interest transfer to Reserves	722.52	780.00	780.00	4,680.00	4,680.00	5,512.65
Transfer from Muni	47,000.00	47,000.00	47,000.00	282,000.00	282,000.00	282,000.00
Transfer to Muni	0.00	0.00	0.00	(48,983.00)	(48,983.00)	(45,751.88)
	<u>477,411.69</u>	<u>477,469.17</u>	<u>477,469.17</u>	<u>667,386.17</u>	<u>667,386.17</u>	<u>429,689.17</u>
412 Vasse Sports Pavilion Building Reserve						
Accumulated Reserves at Start of Year	541.14	541.14	541.14	541.14	541.14	0.00
Interest transfer to Reserves	0.96	0.00	0.00	0.00	0.00	5.14
Transfer from Muni	90.00	90.00	90.00	536.00	536.00	536.00
	<u>632.10</u>	<u>631.14</u>	<u>631.14</u>	<u>1,077.14</u>	<u>1,077.14</u>	<u>541.14</u>
110 Jetty Maintenance Reserve						
Accumulated Reserves at Start of Year	5,239,342.58	5,239,342.58	5,239,342.58	5,239,342.58	5,239,342.58	4,806,278.94
Interest transfer to Reserves	8,292.67	9,518.00	9,518.00	57,108.00	57,108.00	82,679.79
Transfer from Muni	33,520.00	33,520.00	33,520.00	1,325,111.00	1,325,111.00	1,286,516.00
Transfer to Muni	0.00	0.00	0.00	(1,255,708.00)	(1,255,708.00)	(936,132.15)
	<u>5,281,155.25</u>	<u>5,282,380.58</u>	<u>5,282,380.58</u>	<u>5,365,853.58</u>	<u>5,365,853.58</u>	<u>5,239,342.58</u>
150 Jetty Self Insurance Reserve						
Accumulated Reserves at Start of Year	432,198.16	432,198.16	432,198.16	432,198.16	432,198.16	365,698.37
Interest transfer to Reserves	684.04	786.00	786.00	4,716.00	4,716.00	6,499.79
Transfer from Muni	10,000.00	10,000.00	10,000.00	60,000.00	60,000.00	60,000.00
	<u>442,882.20</u>	<u>442,984.16</u>	<u>442,984.16</u>	<u>496,914.16</u>	<u>496,914.16</u>	<u>432,198.16</u>
223 Road Asset Renewal Reserve						
Accumulated Reserves at Start of Year	1,597,128.65	1,597,128.65	1,597,128.65	1,597,128.65	1,597,128.65	1,119,116.75
Interest transfer to Reserves	396.91	2,902.00	2,902.00	17,412.00	17,412.00	39,808.24
Transfer from Muni	583,632.00	583,632.00	583,632.00	3,501,790.00	3,501,790.00	3,458,128.00
Transfer to Muni	0.00	0.00	0.00	(4,638,999.00)	(3,995,499.00)	(3,019,924.34)
	<u>2,181,157.56</u>	<u>2,183,662.65</u>	<u>2,183,662.65</u>	<u>477,331.65</u>	<u>1,120,831.65</u>	<u>1,597,128.65</u>

City of BusseltonReserves Movement ReportFor The Period Ending 31 August 2020

	2020/2021 Actual	2020/2021 Amended Budget YTD	2020/2021 Original Budget YTD	2020/2021 Amended Budget	2020/2021 Original Budget	2019/2020 Actual
	\$	\$	\$	\$	\$	\$
224 Footpath/ Cycle Ways Reserve						
Accumulated Reserves at Start of Year	408,437.28	408,437.28	408,437.28	408,437.28	408,437.28	3,670.90
Interest transfer to Reserves	232.99	742.00	742.00	4,452.00	4,452.00	8,786.80
Transfer from Muni	202,674.00	202,674.00	202,674.00	1,216,038.00	1,216,038.00	1,184,602.00
Transfer to Muni	0.00	0.00	0.00	(1,382,583.00)	(1,382,583.00)	(788,622.42)
	<u>611,344.27</u>	<u>611,853.28</u>	<u>611,853.28</u>	<u>246,344.28</u>	<u>246,344.28</u>	<u>408,437.28</u>
226 Other Infrastructure Reserve						
Accumulated Reserves at Start of Year	264,388.99	264,388.99	264,388.99	264,388.99	264,388.99	0.00
Interest transfer to Reserves	368.92	480.00	480.00	2,880.00	2,880.00	3,298.02
Transfer from Muni	59,500.00	59,500.00	59,500.00	357,000.00	357,000.00	347,000.00
Transfer to Muni	0.00	0.00	0.00	(297,041.00)	(297,041.00)	(85,909.03)
	<u>324,257.91</u>	<u>324,368.99</u>	<u>324,368.99</u>	<u>327,227.99</u>	<u>327,227.99</u>	<u>264,388.99</u>
225 Parks, Gardens and Reserves Reserve						
Accumulated Reserves at Start of Year	833,946.23	833,946.23	833,946.23	833,946.23	833,946.23	0.00
Interest transfer to Reserves	1,200.96	1,516.00	1,516.00	9,096.00	9,096.00	10,825.77
Transfer from Muni	214,194.00	214,194.00	214,194.00	1,285,166.00	1,285,166.00	1,214,001.00
Transfer to Muni	0.00	0.00	0.00	(1,983,645.00)	(1,983,645.00)	(390,880.54)
	<u>1,049,341.19</u>	<u>1,049,656.23</u>	<u>1,049,656.23</u>	<u>144,563.23</u>	<u>144,563.23</u>	<u>833,946.23</u>
151 Furniture and Equipment Reserve						
Accumulated Reserves at Start of Year	257,784.19	257,784.19	257,784.19	257,784.19	257,784.19	0.00
Interest transfer to Reserves	773.79	468.00	468.00	2,808.00	2,808.00	0.00
Transfer from Muni	72,334.00	72,334.00	72,334.00	434,000.00	434,000.00	364,900.00
Transfer to Muni	0.00	0.00	0.00	(434,000.00)	(434,000.00)	(107,115.81)
	<u>330,891.98</u>	<u>330,586.19</u>	<u>330,586.19</u>	<u>260,592.19</u>	<u>260,592.19</u>	<u>257,784.19</u>
115 Plant Replacement Reserve						
Accumulated Reserves at Start of Year	1,098,441.92	1,098,441.92	1,098,441.92	1,098,441.92	1,098,441.92	1,205,526.70
Interest transfer to Reserves	421.55	1,996.00	1,996.00	11,976.00	11,976.00	23,720.77
Transfer from Muni	144,278.00	277,278.00	277,278.00	1,027,662.00	1,027,662.00	900,737.00
Transfer to Muni	0.00	0.00	0.00	(492,240.00)	(492,240.00)	(1,031,542.55)
	<u>1,243,141.47</u>	<u>1,377,715.92</u>	<u>1,377,715.92</u>	<u>1,645,839.92</u>	<u>1,645,839.92</u>	<u>1,098,441.92</u>
137 Major Traffic Improvements Reserve						
Accumulated Reserves at Start of Year	638,845.53	638,845.53	638,845.53	638,845.53	638,845.53	1,495,577.97
Interest transfer to Reserves	(36.00)	1,160.00	1,160.00	6,960.00	6,960.00	25,423.53
Transfer from Muni	181,498.00	181,498.00	181,498.00	1,088,988.00	1,088,988.00	1,128,705.00
Transfer to Muni	0.00	0.00	0.00	(1,641,750.00)	(1,641,750.00)	(2,010,860.97)
	<u>820,307.53</u>	<u>821,503.53</u>	<u>821,503.53</u>	<u>93,043.53</u>	<u>93,043.53</u>	<u>638,845.53</u>
132 CBD Enhancement Reserve						
Accumulated Reserves at Start of Year	613,762.47	613,762.47	613,762.47	613,762.47	613,762.47	171,316.34
Interest transfer to Reserves	1,037.15	1,116.00	1,116.00	6,696.00	6,696.00	7,539.43
Transfer from Muni	90,068.00	90,068.00	90,068.00	540,415.00	540,415.00	524,713.00
Transfer to Muni	0.00	0.00	0.00	(590,000.00)	(590,000.00)	(89,806.30)
	<u>704,867.62</u>	<u>704,946.47</u>	<u>704,946.47</u>	<u>570,873.47</u>	<u>570,873.47</u>	<u>613,762.47</u>

City of BusseltonReserves Movement Report

For The Period Ending 31 August 2020

	2020/2021 Actual	2020/2021 Amended Budget YTD	2020/2021 Original Budget YTD	2020/2021 Amended Budget	2020/2021 Original Budget	2019/2020 Actual
	\$	\$	\$	\$	\$	\$
127 New Infrastructure Development Reserve						
Accumulated Reserves at Start of Year	1,506,175.05	1,506,175.05	1,506,175.05	1,506,175.05	1,506,175.05	1,803,171.42
Interest transfer to Reserves	414.32	2,736.00	2,736.00	16,416.00	16,416.00	26,494.60
Transfer from Muni	31,038.00	31,038.00	31,038.00	186,231.00	186,231.00	201,157.40
Transfer to Muni	0.00	(50,000.00)	(50,000.00)	(1,420,645.00)	(1,400,645.00)	(524,648.37)
	<u>1,537,627.37</u>	<u>1,489,949.05</u>	<u>1,489,949.05</u>	<u>288,177.05</u>	<u>308,177.05</u>	<u>1,506,175.05</u>
141 Commonage Precinct Infrastructure Road Reserve						
Accumulated Reserves at Start of Year	234,906.64	234,906.64	234,906.64	234,906.64	234,906.64	231,223.87
Interest transfer to Reserves	(340.58)	426.00	426.00	2,556.00	2,556.00	3,682.77
Transfer from Muni	704.45	0.00	0.00	0.00	0.00	0.00
Transfer to Muni	0.00	0.00	0.00	(235,000.00)	(235,000.00)	0.00
	<u>235,270.51</u>	<u>235,332.64</u>	<u>235,332.64</u>	<u>2,462.64</u>	<u>2,462.64</u>	<u>234,906.64</u>
114 City Car Parking and Access Reserve						
Accumulated Reserves at Start of Year	1,555,124.38	1,555,124.38	1,555,124.38	1,555,124.38	1,555,124.38	1,281,336.70
Interest transfer to Reserves	2,159.31	2,826.00	2,826.00	16,956.00	16,956.00	24,799.27
Transfer from Muni	2,076.00	2,076.00	2,076.00	52,465.00	52,465.00	505,188.00
Transfer to Muni	0.00	0.00	0.00	(1,375,579.00)	(1,375,579.00)	(256,199.59)
	<u>1,559,359.69</u>	<u>1,560,026.38</u>	<u>1,560,026.38</u>	<u>248,966.38</u>	<u>248,966.38</u>	<u>1,555,124.38</u>
154 Debt Default Reserve						
Transfer from Muni	83,334.00	83,334.00	83,334.00	500,000.00	500,000.00	0.00
	<u>83,334.00</u>	<u>83,334.00</u>	<u>83,334.00</u>	<u>500,000.00</u>	<u>500,000.00</u>	<u>0.00</u>
107 Corporate IT Systems Reserve						
Accumulated Reserves at Start of Year	226,750.02	226,750.02	226,750.02	226,750.02	226,750.02	80,398.99
Interest transfer to Reserves	561.98	412.00	412.00	2,472.00	2,472.00	1,280.52
Transfer from Muni	16,666.00	16,666.00	16,666.00	100,000.00	100,000.00	145,070.51
Transfer to Muni	0.00	0.00	0.00	(207,900.00)	(207,900.00)	0.00
	<u>243,978.00</u>	<u>243,828.02</u>	<u>243,828.02</u>	<u>121,322.02</u>	<u>121,322.02</u>	<u>226,750.02</u>
133 Election, Valuation and Other Corporate Expenses Reserve						
Accumulated Reserves at Start of Year	560,994.18	560,994.18	560,994.18	560,994.18	560,994.18	499,905.97
Interest transfer to Reserves	905.38	1,020.00	1,020.00	6,120.00	6,120.00	8,664.58
Transfer from Muni	25,000.00	25,000.00	25,000.00	150,000.00	150,000.00	150,000.00
Transfer to Muni	0.00	0.00	0.00	(140,900.00)	(140,900.00)	(97,576.37)
	<u>586,899.56</u>	<u>587,014.18</u>	<u>587,014.18</u>	<u>576,214.18</u>	<u>576,214.18</u>	<u>560,994.18</u>
111 Legal Expenses Reserve						
Accumulated Reserves at Start of Year	636,940.12	636,940.12	636,940.12	636,940.12	636,940.12	577,255.71
Interest transfer to Reserves	1,060.27	1,158.00	1,158.00	6,948.00	6,948.00	8,995.41
Transfer from Muni	0.00	0.00	0.00	0.00	0.00	50,689.00
	<u>638,000.39</u>	<u>638,098.12</u>	<u>638,098.12</u>	<u>643,888.12</u>	<u>643,888.12</u>	<u>636,940.12</u>
152 Marketing & Area Promotion Reserve						
Accumulated Reserves at Start of Year	166,392.00	166,392.00	166,392.00	166,392.00	166,392.00	0.00
Interest transfer to Reserves	499.45	302.00	302.00	1,812.00	1,812.00	0.00
Transfer from Muni	215,272.00	215,272.00	215,272.00	1,291,627.00	1,291,627.00	166,392.00
Transfer to Muni	0.00	0.00	0.00	(1,347,817.00)	(1,347,817.00)	0.00
	<u>382,163.45</u>	<u>381,966.00</u>	<u>381,966.00</u>	<u>112,014.00</u>	<u>112,014.00</u>	<u>166,392.00</u>

City of BusseltonReserves Movement ReportFor The Period Ending 31 August 2020

	2020/2021 Actual	2020/2021 Amended Budget YTD	2020/2021 Original Budget YTD	2020/2021 Amended Budget	2020/2021 Original Budget	2019/2020 Actual
	\$	\$	\$	\$	\$	\$
135 Performing Arts and Convention Centre Reserve						
Accumulated Reserves at Start of Year	2,625,599.20	2,625,599.20	2,625,599.20	2,625,599.20	2,625,599.20	0.00
Interest transfer to Reserves	4,081.77	4,770.00	4,770.00	28,620.00	28,620.00	14,751.12
Transfer from Muni	0.00	0.00	0.00	50,000.00	50,000.00	2,610,848.08
Transfer to Muni	0.00	0.00	0.00	(1,446,200.00)	(1,446,200.00)	0.00
	<u>2,629,680.97</u>	<u>2,630,369.20</u>	<u>2,630,369.20</u>	<u>1,258,019.20</u>	<u>1,258,019.20</u>	<u>2,625,599.20</u>
202 Long Service Leave Reserve						
Accumulated Reserves at Start of Year	3,482,110.00	3,482,110.00	3,482,110.00	3,482,110.00	3,482,110.00	3,096,583.00
Interest transfer to Reserves	5,578.00	6,326.00	6,326.00	37,956.00	37,956.00	50,518.40
Transfer from Muni	41,666.00	41,666.00	41,666.00	250,000.00	250,000.00	687,986.09
Transfer to Muni	0.00	(46,650.00)	(46,650.00)	(438,250.00)	(438,250.00)	(352,977.49)
	<u>3,529,354.00</u>	<u>3,483,452.00</u>	<u>3,483,452.00</u>	<u>3,331,816.00</u>	<u>3,331,816.00</u>	<u>3,482,110.00</u>
203 Professional Development Reserve						
Accumulated Reserves at Start of Year	145,028.93	145,028.93	145,028.93	145,028.93	145,028.93	122,771.88
Interest transfer to Reserves	168.76	264.00	264.00	1,584.00	1,584.00	2,418.13
Transfer from Muni	11,666.00	11,666.00	11,666.00	93,500.00	93,500.00	70,000.00
Transfer to Muni	0.00	0.00	0.00	(88,500.00)	(88,500.00)	(50,161.08)
	<u>156,863.69</u>	<u>156,958.93</u>	<u>156,958.93</u>	<u>151,612.93</u>	<u>151,612.93</u>	<u>145,028.93</u>
204 Sick Pay Incentive Reserve						
Accumulated Reserves at Start of Year	144,632.39	144,632.39	144,632.39	144,632.39	144,632.39	150,403.55
Interest transfer to Reserves	203.73	262.00	262.00	1,572.00	1,572.00	2,374.88
Transfer from Muni	0.00	0.00	0.00	0.00	0.00	327.14
Transfer to Muni	0.00	0.00	0.00	(73,550.00)	(73,550.00)	(8,473.18)
	<u>144,836.12</u>	<u>144,894.39</u>	<u>144,894.39</u>	<u>72,654.39</u>	<u>72,654.39</u>	<u>144,632.39</u>
124 Workers Compensation, Extended SL & AL Contingency Reserve						
Accumulated Reserves at Start of Year	309,751.42	309,751.42	309,751.42	309,751.42	309,751.42	305,100.95
Interest transfer to Reserves	479.82	562.00	562.00	3,372.00	3,372.00	4,650.47
Transfer to Muni	0.00	0.00	0.00	(147,607.00)	(147,607.00)	0.00
	<u>310,231.24</u>	<u>310,313.42</u>	<u>310,313.42</u>	<u>165,516.42</u>	<u>165,516.42</u>	<u>309,751.42</u>
302 Community Facilities - City District						
Accumulated Reserves at Start of Year	1,120,869.85	1,120,869.85	1,120,869.85	1,120,869.85	1,120,869.85	2,552,707.62
Interest transfer to Reserves	(3,294.20)	2,036.00	2,036.00	12,216.00	12,216.00	39,319.39
Transfer from Muni	38,551.25	64,508.00	64,508.00	387,050.00	387,050.00	216,051.38
Transfer to Muni	0.00	0.00	0.00	(1,031,448.00)	(1,031,448.00)	(1,687,208.54)
	<u>1,156,126.90</u>	<u>1,187,413.85</u>	<u>1,187,413.85</u>	<u>488,687.85</u>	<u>488,687.85</u>	<u>1,120,869.85</u>
304 Community Facilities - Broadwater						
Accumulated Reserves at Start of Year	166,413.55	166,413.55	166,413.55	166,413.55	166,413.55	158,523.04
Interest transfer to Reserves	(240.76)	302.00	302.00	1,812.00	1,812.00	2,585.73
Transfer from Muni	857.98	1,666.00	1,666.00	10,000.00	10,000.00	5,304.78
	<u>167,030.77</u>	<u>168,381.55</u>	<u>168,381.55</u>	<u>178,225.55</u>	<u>178,225.55</u>	<u>166,413.55</u>

City of Busselton**Reserves Movement Report****For The Period Ending 31 August 2020**

	2020/2021 Actual	2020/2021 Amended Budget YTD	2020/2021 Original Budget YTD	2020/2021 Amended Budget	2020/2021 Original Budget	2019/2020 Actual
	\$	\$	\$	\$	\$	\$
303 Community Facilities - Busselton						
Accumulated Reserves at Start of Year	9,177.47	9,177.47	9,177.47	9,177.47	9,177.47	44,011.77
Interest transfer to Reserves	(11.03)	16.00	16.00	96.00	96.00	526.95
Transfer from Muni	9,576.22	3,750.00	3,750.00	22,500.00	22,500.00	8,638.75
Transfer to Muni	0.00	0.00	0.00	0.00	0.00	(44,000.00)
	<u>18,742.66</u>	<u>12,943.47</u>	<u>12,943.47</u>	<u>31,773.47</u>	<u>31,773.47</u>	<u>9,177.47</u>
305 Community Facilities - Dunsborough						
Accumulated Reserves at Start of Year	255,152.46	255,152.46	255,152.46	255,152.46	255,152.46	188,062.67
Interest transfer to Reserves	(311.90)	464.00	464.00	2,784.00	2,784.00	3,283.35
Transfer from Muni	2,365.88	4,584.00	4,584.00	27,500.00	27,500.00	63,806.44
	<u>257,206.44</u>	<u>260,200.46</u>	<u>260,200.46</u>	<u>285,436.46</u>	<u>285,436.46</u>	<u>255,152.46</u>
311 Community Facilities - Dunsborough Lakes Estate						
Accumulated Reserves at Start of Year	937,470.05	937,470.05	937,470.05	937,470.05	937,470.05	922,772.84
Interest transfer to Reserves	(1,359.20)	1,704.00	1,704.00	10,224.00	10,224.00	14,697.21
Transfer from Muni	2,811.37	0.00	0.00	0.00	0.00	0.00
Transfer to Muni	0.00	0.00	0.00	(938,000.00)	(938,000.00)	0.00
	<u>938,922.22</u>	<u>939,174.05</u>	<u>939,174.05</u>	<u>9,694.05</u>	<u>9,694.05</u>	<u>937,470.05</u>
306 Community Facilities - Geographe						
Accumulated Reserves at Start of Year	101,978.74	101,978.74	101,978.74	101,978.74	101,978.74	99,175.93
Interest transfer to Reserves	(147.60)	186.00	186.00	1,116.00	1,116.00	1,594.87
Transfer from Muni	305.82	1,250.00	1,250.00	7,500.00	7,500.00	1,207.94
	<u>102,136.96</u>	<u>103,414.74</u>	<u>103,414.74</u>	<u>110,594.74</u>	<u>110,594.74</u>	<u>101,978.74</u>
310 Community Facilities - Port Geographe						
Accumulated Reserves at Start of Year	348,980.41	348,980.41	348,980.41	348,980.41	348,980.41	343,509.27
Interest transfer to Reserves	(505.97)	634.00	634.00	3,804.00	3,804.00	5,471.14
Transfer from Muni	1,046.56	0.00	0.00	0.00	0.00	0.00
	<u>349,521.00</u>	<u>349,614.41</u>	<u>349,614.41</u>	<u>352,784.41</u>	<u>352,784.41</u>	<u>348,980.41</u>
309 Community Facilities - Vasse						
Accumulated Reserves at Start of Year	489,904.76	489,904.76	489,904.76	489,904.76	489,904.76	615,585.54
Interest transfer to Reserves	(821.04)	890.00	890.00	5,340.00	5,340.00	9,471.24
Transfer from Muni	1,468.95	0.00	0.00	0.00	0.00	0.00
Transfer to Muni	0.00	0.00	0.00	(284,270.00)	(284,270.00)	(135,152.02)
	<u>490,552.67</u>	<u>490,794.76</u>	<u>490,794.76</u>	<u>210,974.76</u>	<u>210,974.76</u>	<u>489,904.76</u>
308 Community Facilities - Airport North						
Accumulated Reserves at Start of Year	3,017,487.28	3,017,487.28	3,017,487.28	3,017,487.28	3,017,487.28	2,970,179.38
Interest transfer to Reserves	(4,374.94)	5,482.00	5,482.00	32,892.00	32,892.00	47,307.90
Transfer from Muni	9,049.11	16,666.00	16,666.00	100,000.00	100,000.00	0.00
Transfer to Muni	0.00	0.00	0.00	(150,000.00)	(150,000.00)	0.00
	<u>3,022,161.45</u>	<u>3,039,635.28</u>	<u>3,039,635.28</u>	<u>3,000,379.28</u>	<u>3,000,379.28</u>	<u>3,017,487.28</u>
130 Locke Estate Reserve						
Accumulated Reserves at Start of Year	6,269.61	6,269.61	6,269.61	6,269.61	6,269.61	1,012.99
Interest transfer to Reserves	(60.70)	12.00	12.00	72.00	72.00	420.15
Transfer from Muni	10,000.00	10,000.00	10,000.00	60,000.00	60,000.00	60,000.00
Transfer to Muni	0.00	0.00	0.00	0.00	0.00	(55,163.53)
	<u>16,208.91</u>	<u>16,281.61</u>	<u>16,281.61</u>	<u>66,341.61</u>	<u>66,341.61</u>	<u>6,269.61</u>

City of BusseltonReserves Movement ReportFor The Period Ending 31 August 2020

	2020/2021 Actual	2020/2021 Amended Budget YTD	2020/2021 Original Budget YTD	2020/2021 Amended Budget	2020/2021 Original Budget	2019/2020 Actual
	\$	\$	\$	\$	\$	\$
122 Port Geographe Development Reserve (Council)						
Accumulated Reserves at Start of Year	224,952.38	224,952.38	224,952.38	224,952.38	224,952.38	682,470.41
Interest transfer to Reserves	135.56	408.00	408.00	2,448.00	2,448.00	8,839.73
Transfer from Muni	8,662.00	8,662.00	8,662.00	51,975.00	51,975.00	51,975.00
Transfer to Muni	0.00	0.00	0.00	(219,167.00)	(219,167.00)	(518,332.76)
	<u>233,749.94</u>	<u>234,022.38</u>	<u>234,022.38</u>	<u>60,208.38</u>	<u>60,208.38</u>	<u>224,952.38</u>
123 Port Geographe Waterways Management (SAR) Reserve						
Accumulated Reserves at Start of Year	3,275,191.63	3,275,191.63	3,275,191.63	3,275,191.63	3,275,191.63	3,349,716.94
Interest transfer to Reserves	4,625.92	5,950.00	5,950.00	35,700.00	35,700.00	54,429.05
Transfer from Muni	36,702.00	36,702.00	36,702.00	220,210.00	220,210.00	218,328.64
Transfer to Muni	0.00	0.00	0.00	(375,000.00)	(375,000.00)	(347,283.00)
	<u>3,316,519.55</u>	<u>3,317,843.63</u>	<u>3,317,843.63</u>	<u>3,156,101.63</u>	<u>3,156,101.63</u>	<u>3,275,191.63</u>
126 Provenge Landscape Maintenance (SAR) Reserve						
Accumulated Reserves at Start of Year	1,308,476.49	1,308,476.49	1,308,476.49	1,308,476.49	1,308,476.49	1,194,759.54
Interest transfer to Reserves	2,042.16	2,378.00	2,378.00	14,268.00	14,268.00	20,031.01
Transfer from Muni	30,304.00	30,304.00	30,304.00	181,819.00	181,819.00	179,838.99
Transfer to Muni	0.00	0.00	0.00	(252,948.00)	(252,948.00)	(86,153.05)
	<u>1,340,822.65</u>	<u>1,341,158.49</u>	<u>1,341,158.49</u>	<u>1,251,615.49</u>	<u>1,251,615.49</u>	<u>1,308,476.49</u>
128 Vasse Newtown Landscape Maintenance (SAR) Reserve						
Accumulated Reserves at Start of Year	636,364.43	636,364.43	636,364.43	636,364.43	636,364.43	575,151.53
Interest transfer to Reserves	988.25	1,156.00	1,156.00	6,936.00	6,936.00	9,845.01
Transfer from Muni	30,264.00	30,264.00	30,264.00	181,583.00	181,583.00	181,289.97
Transfer to Muni	0.00	0.00	0.00	(190,539.00)	(190,539.00)	(129,922.08)
	<u>667,616.68</u>	<u>667,784.43</u>	<u>667,784.43</u>	<u>634,344.43</u>	<u>634,344.43</u>	<u>636,364.43</u>
138 Commonage Precinct Bushfire Facilities Reserve						
Accumulated Reserves at Start of Year	58,172.53	58,172.53	58,172.53	58,172.53	58,172.53	57,260.53
Interest transfer to Reserves	(84.34)	106.00	106.00	636.00	636.00	912.00
Transfer from Muni	174.46	0.00	0.00	0.00	0.00	0.00
	<u>58,262.65</u>	<u>58,278.53</u>	<u>58,278.53</u>	<u>58,808.53</u>	<u>58,808.53</u>	<u>58,172.53</u>
139 Commonage Community Facilities Dunsborough Lakes South Res						
Accumulated Reserves at Start of Year	73,779.08	73,779.08	73,779.08	73,779.08	73,779.08	72,622.42
Interest transfer to Reserves	(106.97)	134.00	134.00	804.00	804.00	1,156.66
Transfer from Muni	221.26	0.00	0.00	0.00	0.00	0.00
	<u>73,893.37</u>	<u>73,913.08</u>	<u>73,913.08</u>	<u>74,583.08</u>	<u>74,583.08</u>	<u>73,779.08</u>
140 Commonage Community Facilities South Biddle Precinct Reserve						
Accumulated Reserves at Start of Year	899,694.77	899,694.77	899,694.77	899,694.77	899,694.77	886,172.58
Interest transfer to Reserves	(1,304.43)	1,634.00	1,634.00	9,804.00	9,804.00	13,522.19
Transfer from Muni	2,698.08	0.00	0.00	0.00	0.00	0.00
	<u>901,088.42</u>	<u>901,328.77</u>	<u>901,328.77</u>	<u>909,498.77</u>	<u>909,498.77</u>	<u>899,694.77</u>

City of BusseltonReserves Movement Report

For The Period Ending 31 August 2020

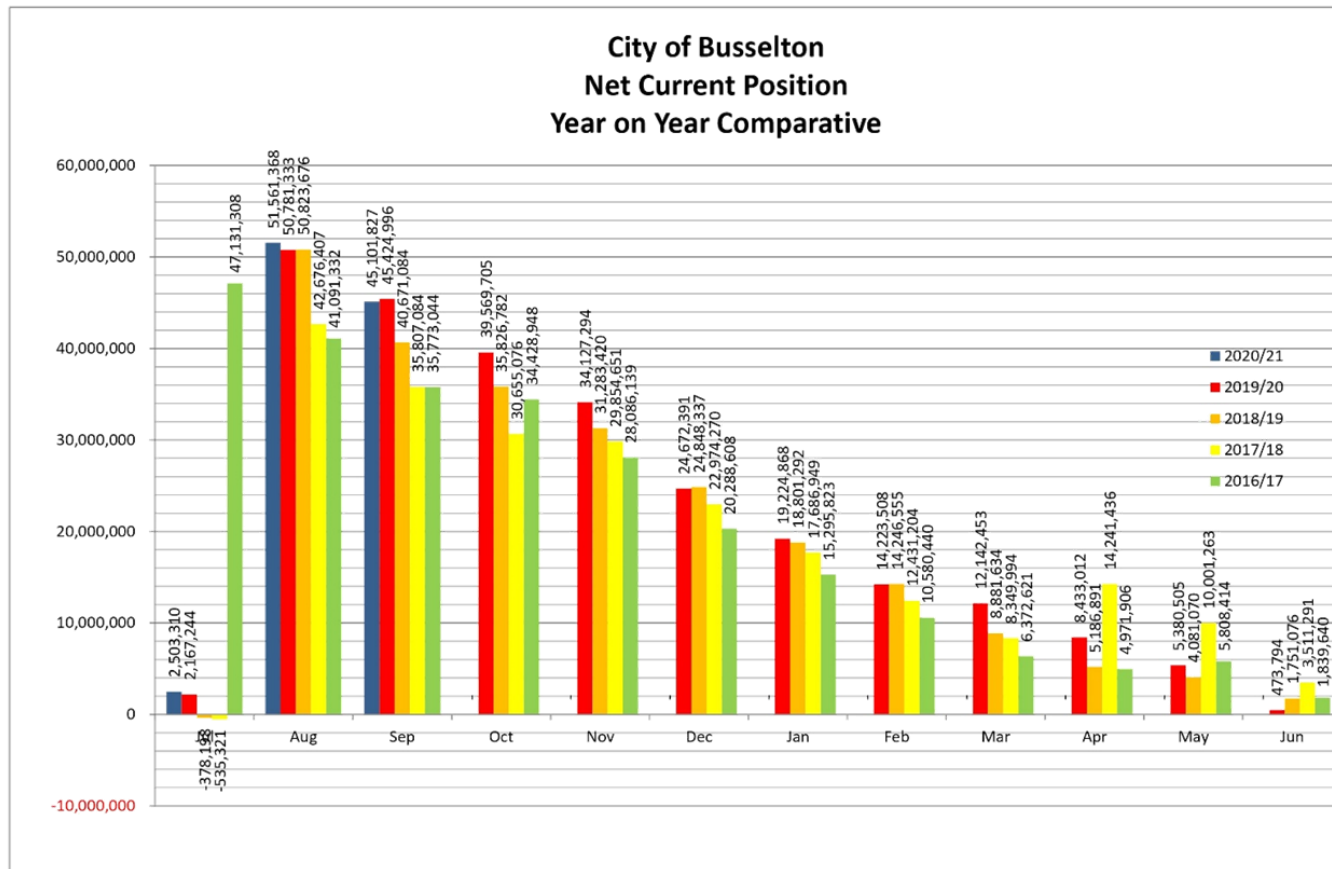
	2020/2021 Actual	2020/2021 Amended Budget YTD	2020/2021 Original Budget YTD	2020/2021 Amended Budget	2020/2021 Original Budget	2019/2020 Actual
	\$	\$	\$	\$	\$	\$
321 Busselton Area Drainage and Waterways Improvement Reserve						
Accumulated Reserves at Start of Year	475,582.52	475,582.52	475,582.52	475,582.52	475,582.52	546,471.37
Interest transfer to Reserves	(754.01)	864.00	864.00	5,184.00	5,184.00	8,450.99
Transfer from Muni	1,426.09	0.00	0.00	0.00	0.00	0.00
Transfer to Muni	0.00	0.00	0.00	(188,000.00)	(188,000.00)	(79,339.84)
	<u>476,254.60</u>	<u>476,446.52</u>	<u>476,446.52</u>	<u>292,766.52</u>	<u>292,766.52</u>	<u>475,582.52</u>
102 Coastal and Climate Adaptation Reserve						
Accumulated Reserves at Start of Year	2,157,591.81	2,157,591.81	2,157,591.81	2,157,591.81	2,157,591.81	2,845,578.60
Interest transfer to Reserves	2,475.93	3,920.00	3,920.00	23,520.00	23,520.00	46,381.06
Transfer from Muni	79,008.00	79,008.00	79,008.00	474,044.00	474,044.00	529,207.53
Transfer to Muni	0.00	0.00	0.00	(2,130,000.00)	(2,130,000.00)	(1,263,575.38)
	<u>2,239,075.74</u>	<u>2,240,519.81</u>	<u>2,240,519.81</u>	<u>525,155.81</u>	<u>525,155.81</u>	<u>2,157,591.81</u>
144 Emergency Disaster Recovery Reserve						
Accumulated Reserves at Start of Year	94,137.10	94,137.10	94,137.10	94,137.10	94,137.10	72,781.94
Interest transfer to Reserves	150.67	172.00	172.00	1,032.00	1,032.00	1,355.16
Transfer from Muni	3,334.00	3,334.00	3,334.00	20,000.00	20,000.00	20,000.00
	<u>97,621.77</u>	<u>97,643.10</u>	<u>97,643.10</u>	<u>115,169.10</u>	<u>115,169.10</u>	<u>94,137.10</u>
145 Energy Sustainability Reserve						
Accumulated Reserves at Start of Year	137,955.03	137,955.03	137,955.03	137,955.03	137,955.03	181,852.87
Interest transfer to Reserves	280.55	250.00	250.00	1,500.00	1,500.00	2,798.84
Transfer from Muni	17,126.00	17,126.00	17,126.00	102,750.00	102,750.00	130,000.00
Transfer to Muni	0.00	0.00	0.00	(103,000.00)	(103,000.00)	(176,696.68)
	<u>155,361.58</u>	<u>155,331.03</u>	<u>155,331.03</u>	<u>139,205.03</u>	<u>139,205.03</u>	<u>137,955.03</u>
146 Cemetery Reserve						
Accumulated Reserves at Start of Year	35,871.90	35,871.90	35,871.90	35,871.90	35,871.90	157,626.57
Interest transfer to Reserves	(26.03)	66.00	66.00	396.00	396.00	2,730.72
Transfer from Muni	24,328.00	24,328.00	24,328.00	145,950.00	145,950.00	104,314.16
Transfer to Muni	0.00	0.00	0.00	(120,000.00)	(120,000.00)	(228,799.55)
	<u>60,173.87</u>	<u>60,265.90</u>	<u>60,265.90</u>	<u>62,217.90</u>	<u>62,217.90</u>	<u>35,871.90</u>
341 Public Art Reserve						
Accumulated Reserves at Start of Year	87,051.39	87,051.39	87,051.39	87,051.39	87,051.39	86,198.07
Interest transfer to Reserves	(126.21)	158.00	158.00	948.00	948.00	853.32
Transfer from Muni	261.05	0.00	0.00	0.00	0.00	0.00
Transfer to Muni	0.00	0.00	0.00	(49,060.00)	(49,060.00)	0.00
	<u>87,186.23</u>	<u>87,209.39</u>	<u>87,209.39</u>	<u>38,939.39</u>	<u>38,939.39</u>	<u>87,051.39</u>
121 Waste Management Facility and Plant Reserve						
Accumulated Reserves at Start of Year	7,629,358.39	7,629,358.39	7,629,358.39	7,629,358.39	7,629,358.39	7,867,210.16
Interest transfer to Reserves	5,340.47	13,860.00	13,860.00	83,161.00	83,161.00	124,135.01
Transfer from Muni	170,188.00	170,188.00	170,188.00	1,056,131.00	1,056,131.00	881,561.42
Transfer to Muni	0.00	0.00	0.00	(2,540,500.00)	(2,540,500.00)	(1,243,548.20)
	<u>7,804,886.86</u>	<u>7,813,406.39</u>	<u>7,813,406.39</u>	<u>6,228,150.39</u>	<u>6,228,150.39</u>	<u>7,629,358.39</u>

City of Busselton

Reserves Movement Report

For The Period Ending 31 August 2020

	2020/2021 Actual	2020/2021 Amended Budget YTD	2020/2021 Original Budget YTD	2020/2021 Amended Budget	2020/2021 Original Budget	2019/2020 Actual
	\$	\$	\$	\$	\$	\$
120 Strategic Projects Reserve						
Accumulated Reserves at Start of Year	295,560.51	295,560.51	295,560.51	295,560.51	295,560.51	257,162.94
Interest transfer to Reserves	477.05	3,064.00	3,064.00	18,386.00	18,386.00	4,340.77
Transfer from Muni	8,950.00	8,950.00	8,950.00	53,700.00	53,700.00	47,852.48
Transfer to Muni	0.00	0.00	0.00	(96,000.00)	(96,000.00)	(13,795.68)
	<u>304,987.56</u>	<u>307,574.51</u>	<u>307,574.51</u>	<u>271,646.51</u>	<u>271,646.51</u>	<u>295,560.51</u>
129 Prepaid Grants and Deferred Works & Services Reserve						
Accumulated Reserves at Start of Year	1,391,422.00	1,391,422.00	1,391,422.00	1,391,422.00	1,391,422.00	1,232,906.00
Interest transfer to Reserves	299.96	0.00	0.00	0.00	0.00	0.00
Transfer from Muni	0.00	0.00	0.00	0.00	0.00	1,391,422.00
Transfer to Muni	(1,234,878.00)	(1,234,878.00)	(1,234,878.00)	(1,391,422.00)	(1,391,422.00)	(1,232,906.00)
	<u>156,843.96</u>	<u>156,544.00</u>	<u>156,544.00</u>	<u>0.00</u>	<u>0.00</u>	<u>1,391,422.00</u>
153 Busselton Foreshore Reserve						
Accumulated Reserves at Start of Year	100.00	100.00	100.00	100.00	100.00	0.00
Interest transfer to Reserves	0.30	0.00	0.00	0.00	0.00	0.00
Transfer from Muni	0.00	0.00	0.00	10.00	10.00	100.00
	<u>100.30</u>	<u>100.00</u>	<u>100.00</u>	<u>110.00</u>	<u>110.00</u>	<u>100.00</u>
155 LED Street Light Replacement Program Reserve						
Transfer from Muni	8,332.00	8,332.00	8,332.00	50,000.00	50,000.00	0.00
Transfer to Muni	0.00	0.00	0.00	(50,000.00)	(50,000.00)	0.00
	<u>8,332.00</u>	<u>8,332.00</u>	<u>8,332.00</u>	<u>0.00</u>	<u>0.00</u>	<u>0.00</u>
Total Cash Back Reserves	<u>61,610,021.13</u>	<u>61,625,988.76</u>	<u>61,625,988.76</u>	<u>45,154,921.76</u>	<u>45,818,421.76</u>	<u>59,897,884.76</u>
Summary Reserves						
Accumulated Reserves at Start of Year	59,897,884.76	59,897,884.76	59,897,884.76	59,897,884.76	59,897,884.76	55,590,217.66
Interest transfer to Reserves	50,103.84	108,816.00	108,816.00	652,900.00	652,900.00	965,722.02
Transfer from Muni	2,896,910.53	3,052,392.71	3,052,392.71	19,372,933.71	19,372,933.71	22,230,759.20
Transfer to Muni	(1,234,878.00)	(1,433,104.71)	(1,433,104.71)	(34,768,796.71)	(34,105,296.71)	(18,888,814.12)
Closing Balance	<u>61,610,021.13</u>	<u>61,625,988.76</u>	<u>61,625,988.76</u>	<u>45,154,921.76</u>	<u>45,818,421.76</u>	<u>59,897,884.76</u>



7. GENERAL DISCUSSION ITEMS

8. NEXT MEETING DATE

9. CLOSURE