



Finance Committee Agenda

10 June 2020

ALL INFORMATION AVAILABLE IN VARIOUS FORMATS ON REQUEST

city@busselton.wa.gov.au

CITY OF BUSSELTON

MEETING NOTICE AND AGENDA – 10 JUNE 2020

TO: THE MAYOR AND COUNCILLORS

NOTICE is given that a meeting of the Finance Committee will be held in the the Committee Room, Administration Building, Southern Drive, Busselton on Wednesday, 10 June 2020, commencing at 10.00am.

The attendance of Committee Members is respectfully requested.

DISCLAIMER

Statements or decisions made at Council meetings or briefings should not be relied on (or acted upon) by an applicant or any other person or entity until subsequent written notification has been given by or received from the City of Busselton. Without derogating from the generality of the above, approval of planning applications and building permits and acceptance of tenders and quotations will only become effective once written notice to that effect has been given to relevant parties. The City of Busselton expressly disclaims any liability for any loss arising from any person or body relying on any statement or decision made during a Council meeting or briefing.



TONY NOTTLE

A/CHIEF EXECUTIVE OFFICER

3 June 2020

CITY OF BUSSELTON

AGENDA FOR THE FINANCE COMMITTEE MEETING TO BE HELD ON 10 JUNE 2020

TABLE OF CONTENTS

ITEM NO.	SUBJECT	PAGE NO.
1.	DECLARATION OF OPENING AND ANNOUNCEMENT OF VISITORS.....	4
2.	ATTENDANCE	4
3.	PUBLIC QUESTION TIME.....	4
4.	DISCLOSURE OF INTERESTS	4
5.	CONFIRMATION OF MINUTES	4
5.1	Minutes of the Finance Committee Meeting held 11 March 2020	4
6.	REPORTS	5
6.1	LIST OF PAYMENTS MADE - APRIL 2020	5
6.2	FINANCIAL ACTIVITY STATEMENTS - YEAR TO DATE AS AT 30 APRIL 2020	22
6.3	APPLICATION FOR RATE EXEMPTION - THE FREE REFORMED CHURCH OF BUSSELTON	52
7.	GENERAL DISCUSSION ITEMS	70
7.1	PORT GEOGRAPHE MARINA SEABED RATES.....	70
8.	NEXT MEETING DATE	71
9.	CLOSURE	71

1. **DECLARATION OF OPENING AND ANNOUNCEMENT OF VISITORS**

2. **ATTENDANCE**

Apologies

3. **PUBLIC QUESTION TIME**

4. **DISCLOSURE OF INTERESTS**

5. **CONFIRMATION OF MINUTES**


5.1 **Minutes of the Finance Committee Meeting held 11 March 2020**

RECOMMENDATION

That the Minutes of the Finance Committee Meeting held 11 March 2020 be confirmed as a true and correct record.

6. REPORTS

6.1 LIST OF PAYMENTS MADE - APRIL 2020

STRATEGIC GOAL	6. LEADERSHIP Visionary, collaborative, accountable
STRATEGIC OBJECTIVE	6.1 Governance systems, process and practices are responsible, ethical and transparent.
SUBJECT INDEX	Financial Operations
BUSINESS UNIT	Financial Services
REPORTING OFFICER	Manager Financial Services - Paul Sheridan
AUTHORISING OFFICER	Director Finance and Corporate Services - Tony Nottle
NATURE OF DECISION	Noting: the item does not require a decision of Council and is simply for information purposes and noting
VOTING REQUIREMENT	Simple Majority
ATTACHMENTS	Attachment A List of Payments for April 2020 

OFFICER RECOMMENDATION

That the Council notes payment of voucher numbers M117991 – M118049, EF070825 – EF071671, T007509 – T007511, DD004087 – DD004119 together totalling \$7,644,763.88

EXECUTIVE SUMMARY

This report provides details of payments made from the City's bank accounts for the month of April 2020, for noting by the Council and recording in the Council Minutes.

BACKGROUND

The *Local Government (Financial Management) Regulations 1996* (the Regulations) requires that when the Council has delegated authority to the Chief Executive Officer to make payments from the City's bank accounts, that a list of payments made is prepared each month for presentation to, and noting by, the Council.

OFFICER COMMENT

In accordance with regular custom, the list of payments made for the month of April 2020 is presented for information.

Statutory Environment

Section 6.10 of the *Local Government Act 1995* and more specifically Regulation 13 of the Regulations refer to the requirement for a listing of payments made each month to be presented to the Council.

Relevant Plans and Policies

There are no relevant plans or policies to consider in relation to this matter.

Financial Implications

There are no financial implications associated with the officer recommendation.

Stakeholder Consultation

No external stakeholder consultation was required or undertaken in relation to this matter.

Risk Assessment

An assessment of the potential implications of implementing the officer recommendation has been undertaken using the City's risk management framework, with risks assessed taking into account any controls already in place. No risks of a medium or greater level have been identified.

Options

Not applicable.

CONCLUSION

The list of payments made for the month of April 2020 is presented for information.

TIMELINE FOR IMPLEMENTATION OF OFFICER RECOMMENDATION

Not applicable.



LISTING OF PAYMENTS MADE
UNDER DELEGATED AUTHORITY
FOR THE MONTH OF APRIL 2020

MUNICIPAL ACCOUNT	CHEQUE # 117992 - 118049	\$ 269,772.34
ELECTRONIC TRANSFER PAYMENTS	EF070825 - 71671	\$ 5,684,859.46
TRUST ACCOUNT	TRUST ACCOUNT # 7509 - 7511	\$ 33,808.69
INTERNAL PAYMENT VOUCHERS	DD4087 - DD04119	\$ 1,656,323.39
		\$ 7,644,763.88

CHEQUE PAYMENTS APRIL 2020				
DATE	REF#	NAME	DESCRIPTION	AMOUNT
30/04/20	118043	A MARTIN & L LANGWORTHY	CROSSOVER SUBSIDY PAYMENT	\$ 466.60
21/04/20	118022	AILEEN & BRIAN MORRIS	REFUND OF RATE OVERPAYMENT	\$ 2,045.27
15/04/20	117999	ALEX & JANE COUTTS	BJTP REFUND	\$ 200.00
22/04/20	118024	ARTGEO PETTY CASH	PETTY CASH REIMBURSEMENT	\$ 93.30
21/04/20	118009	B & G BIRCHALL	CROSSOVER SUBSIDY PAYMENT	\$ 303.50
21/04/20	118016	BN DEVEREUX	REFUND OF RATE OVERPAYMENT	\$ 709.35
15/04/20	118002	BRETT DESMOND HOUSE & KERRY ELLEN HOUSE	REFUND OF RATE OVERPAYMENT	\$ 1,866.45
9/04/20	117995	BUSSELTON WATER CORPORATION	WATER SERVICES	\$ 669.37
30/04/20	118040	BUSSELTON WATER CORPORATION	WATER SERVICES	\$ 341.10
9/04/20	117993	CALLOWES CORNER NEWS	STAFF CLUB - STAFF LOTTO	\$ 296.00
23/04/20	118033	CALLOWES CORNER NEWS	NEWSAGENCY / STATIONERY SUPPLIES	\$ 296.00
23/04/20	118035	CANCELLED PAYMENT	PAYMENT CANCELLED	\$ -
9/04/20	117992	CITY OF BUSSELTON	PAYROLL DEDUCTIONS REALLOCATION	\$ 5,096.71
23/04/20	118032	CITY OF BUSSELTON	PAYROLL DEDUCTIONS REALLOCATION	\$ 5,089.77
15/04/20	118001	CITY OF BUSSELTON DEPOT - PETTY CASH	PETTY CASH RECOUP	\$ 45.85
21/04/20	118019	DEAN & SARAH TIERNEY	REFUND OF RATE OVERPAYMENT	\$ 2,296.00
23/04/20	118034	DEPARTMENT OF TRANSPORT	VEHICLE OWNERSHIP SEARCHES	\$ 1,258.35
21/04/20	118006	DIABETES WA	CANCELLED BOOKING FEE REFUND	\$ 122.50
21/04/20	118023	DUNSBOROUGH ART SOCIETY	REFUND OF HALL & KEY DEPOSITS	\$ 200.00
21/04/20	118018	EDMUND & ANGELIKA HOEMBERG	REFUND OF RATE OVERPAYMENT	\$ 804.02
30/04/20	118046	G & L WOOLLEY	CROSSOVER SUBSIDY PAYMENT	\$ 236.50
30/04/20	118042	GENA CULLEY	CROSSOVER SUBSIDY PAYMENT	\$ 167.90
21/04/20	118013	JC & ME SALIGARI	REFUND OF RATE OVERPAYMENT	\$ 100.00
9/04/20	117997	KENT STREET BAKERY	CATERING	\$ 48.00
30/04/20	118045	L & M BRAMBILLA	CROSSOVER SUBSIDY PAYMENT	\$ 323.80
30/04/20	118048	LAI Y C LEONG	CROSSOVER SUBSIDY PAYMENT	\$ 323.80
21/04/20	118015	LORNA CHRISTINE MARTYN	REFUND OF RATE OVERPAYMENT	\$ 123.97
21/04/20	118012	LP ANDERSON	REFUND OF RATE OVERPAYMENT	\$ 100.00
22/04/20	118025	LYNETTE MANTELL	REFUND OF RATE OVERPAYMENT	\$ 717.00
30/04/20	118047	M & V ANDREONE	CROSSOVER SUBSIDY PAYMENT	\$ 323.80
21/04/20	118020	MERIAN & TIMOTHY MEIKLE	REFUND OF RATE OVERPAYMENT	\$ 966.83
21/04/20	118008	NINA KING	CROSSOVER SUBSIDY PAYMENT	\$ 167.90
20/04/20	118004	PAYMENT VOID	PAYMENT VOID	\$ -
30/04/20	118038	PAYMENT VOID	PAYMENT VOID	\$ -
30/04/20	118039	PAYMENT VOID	PAYMENT VOID	\$ -
22/04/20	118026	PG & EC JOHNSON	REFUND OF RATE OVERPAYMENT	\$ 750.00
30/04/20	118036	POLICYPAK SOFTWARE	COMPUTER SOFTWARE	\$ 18,164.41
21/04/20	118011	PRIME URBAN UNIT TRUST	REFUND OF RATE OVERPAYMENT	\$ 1,776.07
21/04/20	118010	REECE & EMILY TYMMS	CROSSOVER SUBSIDY PAYMENT	\$ 222.00
21/04/20	118014	RF & PL DATODI	REFUND OF RATE OVERPAYMENT	\$ 121.00
21/04/20	118007	RUTH GOLDSMITH	REFUND PAYMENTS - SUNDRY	\$ 25.00
30/04/20	118049	SUSAN RICE	REFUND OF ANIMAL TRAP BOND	\$ 100.00
9/04/20	117994	SYNERGY	ELECTRICITY SUPPLIES	\$ 4,430.56
20/04/20	118003	SYNERGY	ELECTRICITY SUPPLIES	\$ 93,497.49
30/04/20	118037	SYNERGY	ELECTRICITY SUPPLIES	\$ 40,946.50
9/04/20	117996	TELSTRA CORPORATION	COMMUNICATION SERVICES	\$ 9,001.87
22/04/20	118030	TELSTRA CORPORATION	COMMUNICATION SERVICES	\$ 78.99
9/04/20	117998	TERRY WHITE CHEMIST	FIRST AID SUPPLIES	\$ 579.05
22/04/20	118028	TERRY WHITE CHEMIST	FIRST AID SUPPLIES	\$ 110.00
21/04/20	118017	TH & MR WALKER	REFUND OF RATE OVERPAYMENT	\$ 750.00
15/04/20	118000	THOMAS MAZEY	ART SALES	\$ 52.50
30/04/20	118044	TRI R MADIGAN	CROSSOVER SUBSIDY PAYMENT	\$ 323.80

DATE	REF#	NAME	DESCRIPTION	AMOUNT
21/04/20	118021	VIEW TWO PTY LTD	REFUND OF RATE OVERPAYMENT	\$ 1,771.99
22/04/20	118027	WA ROVERS OWNERS CLUB INC SW BRANCH	REFUND EVENT APPLICATION FEE	\$ 41.00
22/04/20	118029	WA STRATA MANAGEMENT	STRATA LEVY FEES & WATER CONSUMPTION	\$ 481.75
20/04/20	118005	WATER CORPORATION	WATER SERVICES	\$ 2,482.46
22/04/20	118031	WATER CORPORATION	WATER SERVICES	\$ 30,914.36
30/04/20	118041	WATER CORPORATION	WATER SERVICES	\$ 37,351.90
				\$ 269,772.34

EFT PAYMENTS APRIL 2020				
DATE	REF#	NAME	DESCRIPTION	AMOUNT
16/04/20	71148	A1 BOBCATS BUSSELTON	EARTHWORK SERVICES	\$ 2,178.00
3/04/20	70897	AAA WELDING AND FABRICATION SERVICES	WELDING AND FABRICATION SERVICES	\$ 792.00
9/04/20	71076	AC FORSTER & SON	PLUMBING SERVICES	\$ 1,045.00
16/04/20	71199	AC FORSTER & SON	PLUMBING SERVICES	\$ 225.50
30/04/20	71624	AC FORSTER & SON	PLUMBING SERVICES	\$ 597.00
22/04/20	71420	ACCENDO AUSTRALIA	ENVIRONMENTAL SERVICES	\$ 7,966.75
16/04/20	71220	ACTIV FOUNDATION INC	MAINTENANCE SERVICES	\$ 49,677.11
22/04/20	71457	ACTIV FOUNDATION INC	MAINTENANCE SERVICES	\$ 2,804.18
29/04/20	71509	ADAM & LISA FISHER	BJTP REFUND	\$ 100.00
30/04/20	71619	ADAM GLENN	BOND REFUND	\$ 100.00
29/04/20	71535	ADRIAN & JULIE TWYFORD	BJTP REFUND	\$ 100.00
21/04/20	71376	ADRIAN HULCOMBE	BJTP REFUND	\$ 50.00
16/04/20	71194	ADVANCED PERSONNEL MANAGEMENT	BOND REFUND	\$ 184.00
16/04/20	71161	ADVANCED SEALING TRUST	MAINTENANCE SERVICES	\$ 3,900.00
30/04/20	71586	ADVANCED SEALING TRUST	MAINTENANCE SERVICES	\$ 877.80
22/04/20	71427	AERODROME MANAGEMENT SERVICES PTY LTD	SECURITY SCREENING EQUIPMENT	\$ 105,073.11
29/04/20	71511	ALANNAH MEOTTI	BJTP REFUND	\$ 201.00
16/04/20	71144	ALASTAIR TAYLOR	ART SALES	\$ 8.40
29/04/20	71524	ALEX JEFFERY	BJTP REFUND	\$ 375.00
21/04/20	71345	ALEXANDER & NICOLA GIBSON	BJTP REFUND	\$ 305.00
21/04/20	71337	ALICE WHITE	BJTP REFUND	\$ 305.50
9/04/20	71104	ALISON BROWN	CANCELLED PAYMENT	\$ -
16/04/20	71189	ALISON BURTON	ARTGEO REFUND	\$ 50.00
21/04/20	71328	ALLAN & KATHRYN MAWDESLEY	BJTP REFUND	\$ 100.00
29/04/20	71522	ALLISTER & AMANDA GARDINER	BJTP REFUND	\$ 201.00
3/04/20	70869	ALPINE LAUNDRY PTY LTD	COMMERCIAL LAUNDRY	\$ 116.24
22/04/20	71442	ALTUS GROUP CONSULTING PTY LTD	PROJECT ARCHITECT FEE	\$ 3,272.50
17/04/20	71300	AMANDA GODDARD	BJTP REFUND	\$ 201.00
9/04/20	71031	AMANDA KELLY	BJTP REFUND	\$ 100.00
21/04/20	71326	AMANDA MARGETTS	BJTP REFUND	\$ 285.00
21/04/20	71384	AMBER FILDES	BJTP REFUND	\$ 375.00
9/04/20	71094	AMITY SIGNS	SIGNAGE SERVICES	\$ 53.90
21/04/20	71372	ANDREA WILLISHER	BJTP REFUND	\$ 100.00
22/04/20	71419	ANDREW PLEDGER	FRIDGE DE GASSING	\$ 783.20
29/04/20	71528	ANN JACKSON	BJTP REFUND	\$ 114.00
9/04/20	70999	ANTENNA TECH	ANTENNA REPAIRER	\$ 570.00
16/04/20	71246	AQUA SHED BUSSELTON	RETICULATION SERVICES	\$ 846.55
3/04/20	70830	ARBOR GUY	TREE MAINTENANCE SERVICES	\$ 28,326.28
16/04/20	71117	ARBOR GUY	TREE MAINTENANCE SERVICES	\$ 12,351.02
22/04/20	71398	ARBOR GUY	TREE MAINTENANCE SERVICES	\$ 1,806.95
30/04/20	71549	ARBOR GUY	TREE MAINTENANCE SERVICES	\$ 15,805.15
3/04/20	70909	ARROW BRONZE	MEMORIAL PLAQUES SUPPLIER	\$ 191.67
6/04/20	70957	ASCENT ENGINEERING PTY LTD	CANCELLED PAYMENT	\$ -
9/04/20	71112	ASCENT ENGINEERING PTY LTD	ENGINEERING SERVICES	\$ 4,620.00
21/04/20	71367	ASHLEIGH WALKER	BJTP REFUND	\$ 444.00
9/04/20	71058	ASHLEY RAWIRI	BJTP REFUND	\$ 149.50
3/04/20	70900	ATLAS LINEN SERVICES	RENTAL LINEN	\$ 61.21
30/04/20	71560	AUSQ TRAINING	TRAINING SERVICES	\$ 2,000.00
3/04/20	70887	AUSSIE BROADBAND PTY LTD	NBN BROADBAND	\$ 2,418.54
30/04/20	71604	AUSSIE BROADBAND PTY LTD	NBN BROADBAND	\$ 2,345.30
16/04/20	71213	AUSTRALIA POST	POSTAL SERVICE	\$ 3,061.00
22/04/20	71467	AUSTRALIAN AIRPORTS ASSOCIATION	ANNUAL MEMBERSHIP 20/21	\$ 2,368.30
9/04/20	70966	AUSTRALIAN SERVICES UNION	UNION FEES	\$ 25.90
23/04/20	71493	AUSTRALIAN SERVICES UNION	UNION FEES	\$ 25.90
9/04/20	70965	AUSTRALIAN TAXATION OFFICE	PAYG TAXATION	\$ 239,371.00
23/04/20	71492	AUSTRALIAN TAXATION OFFICE	PAYG TAXATION	\$ 236,738.00
16/04/20	71240	AUTO ONE	PLANT PURCHASES / SERVICES / PARTS	\$ 6,791.62
3/04/20	70891	AV TRUCK SERVICES PTY LTD	VEHICLE PARTS & MAINTENANCE	\$ 1,096.32
9/04/20	71027	AV TRUCK SERVICES PTY LTD	VEHICLE PARTS & MAINTENANCE	\$ 987.57
3/04/20	70832	AVIATION PROJECTS PTY LTD	CONSULTANCY SERVICES	\$ 9,900.00
22/04/20	71399	AVIATION PROJECTS PTY LTD	CONSULTANCY SERVICES	\$ 3,300.00
9/04/20	71102	AVIS SOUTHWEST RENTALS	VEHICLE RENTAL SERVICES	\$ 2,597.49
22/04/20	71410	AZILITY	IT SOFTWARE	\$ 988.90

DATE	REF#	NAME	DESCRIPTION	AMOUNT
3/04/20	70937	B & B STREET SWEEPING	STREET SWEEPING SERVICE	\$ 339.67
9/04/20	71091	B & B STREET SWEEPING	STREET SWEEPING SERVICE	\$ 2,173.91
16/04/20	71225	B & B STREET SWEEPING	STREET SWEEPING SERVICE	\$ 46,958.32
22/04/20	71462	B & B STREET SWEEPING	STREET SWEEPING SERVICE	\$ 36,842.73
30/04/20	71643	B & B STREET SWEEPING	STREET SWEEPING SERVICE	\$ 2,836.78
3/04/20	70842	BARBEQUES GALORE BUSSELTON	BARBEQUES AND HOT POT PLATES	\$ 417.91
9/04/20	71037	BARDFIELD ENGINEERING	ADJUSTABLE NETBALL POSTS	\$ 7,535.00
30/04/20	71561	BARK ENVIRONMENTAL	ENVIRONMENTAL CONSULTING	\$ 7,400.50
29/04/20	71533	BARRY & CAROL O'BRYNE & CHAPMAN	BJTP REFUND	\$ 201.00
17/04/20	71304	BARRY & JENNETTE MARTIN	BJTP REFUND	\$ 253.00
3/04/20	70852	BARRY ALLEN ELECTRICAL SERVICES PTY LTD	ELECTRICAL SERVICES	\$ 2,923.80
22/04/20	71417	BARRY ALLEN ELECTRICAL SERVICES PTY LTD	ELECTRICAL SERVICES	\$ 2,587.20
22/04/20	71482	BAY CABINETS	FURNITURE PRODUCT SUPPLIER	\$ 462.00
3/04/20	70933	BAY SIGNS	SIGNAGE SERVICES	\$ 451.62
3/04/20	70843	BCP CIVIL & PLANT	EXCAVATOR & PLANT HIRE - VARIOUS WORKS	\$ 1,320.00
16/04/20	71136	BCP CIVIL & PLANT	EXCAVATOR & PLANT HIRE - VARIOUS WORKS	\$ 4,076.00
30/04/20	71567	BCP CIVIL & PLANT	EXCAVATOR & PLANT HIRE - VARIOUS WORKS	\$ 4,694.20
30/04/20	71569	BCP CONTRACTORS PTY LTD	EARTHWORKS	\$ 178,740.00
1/05/20	71669	BCP CONTRACTORS PTY LTD	EARTHWORKS	\$ 189,466.65
3/04/20	70844	BCP LIQUID WASTE	LIQUID WASTE SERVICES	\$ 236.00
22/04/20	71412	BCP LIQUID WASTE	LIQUID WASTE SERVICES	\$ 1,263.50
22/04/20	71487	BEACHLANDS LAWNMOWING SERVICE	LAWN MOWING SERVICE	\$ 260.00
16/04/20	71254	BEACHSIDE BUILDING & MAINTENANCE	MAINTENANCE SERVICES	\$ 5,613.00
22/04/20	71485	BEACHSIDE BUILDING & MAINTENANCE	MAINTENANCE SERVICES	\$ 4,852.00
9/04/20	71012	BELLROCK CLEANING SERVICES PTY LTD	CLEANING SERVICES	\$ 3,737.25
21/04/20	71352	BEN & JENNIFER HANOWSKI	BJTP REFUND	\$ 100.00
3/04/20	70841	BENT LOGIC	MEMBERSHIP CARDS	\$ 770.00
3/04/20	70826	BEYOND SAFETY	PROTECTIVE CLOTHING SUPPLIER	\$ 126.00
21/04/20	71361	BILL & GRACE COULTER	BJTP REFUND	\$ 100.00
3/04/20	70901	BISTRO BRETON	COFFEE WORKSHOPS AND CATERING	\$ 1,320.00
3/04/20	70931	BLACKWOODS	FLEET CONSUMABLES & MAINTENANCE PARTS	\$ 477.05
9/04/20	71087	BLACKWOODS	FLEET CONSUMABLES & MAINTENANCE PARTS	\$ 365.00
16/04/20	71218	BLACKWOODS	FLEET CONSUMABLES & MAINTENANCE PARTS	\$ 124.93
22/04/20	71456	BLACKWOODS	FLEET CONSUMABLES & MAINTENANCE PARTS	\$ 959.82
30/04/20	71636	BLACKWOODS	FLEET CONSUMABLES & MAINTENANCE PARTS	\$ 406.38
3/04/20	70912	BOC GASES AUSTRALIA LTD	GAS SERVICES	\$ 859.43
9/04/20	71074	BOC GASES AUSTRALIA LTD	GAS SERVICES	\$ 749.17
16/04/20	71197	BOC GASES AUSTRALIA LTD	GAS SERVICES	\$ 117.43
9/04/20	71033	BOND ELECTRICS	BAGGAGE HANDLING EQUIPMENT	\$ 31,882.40
16/04/20	71116	BOYANUP BOTANICAL	NURSERY SERVICES	\$ 598.40
29/04/20	71534	BREE SPICER	BJTP REFUND	\$ 201.00
24/04/20	71270	BRENDON SMITH	CANCELLED PAYMENT	\$ -
30/04/20	71613	BRENDON SMITH	BJTP REFUND	\$ 132.00
16/04/20	71182	BRIAN EDWARD INGRAM	CARPENTRY SERVICES	\$ 3,750.00
30/04/20	71610	BRIAN EDWARD INGRAM	CARPENTRY SERVICES	\$ 3,000.00
9/04/20	71072	BRODY PLOZZA	STAFF REIMBURSEMENT	\$ 99.30
9/04/20	71064	BRONWYN HUTCHINGS	BJTP REFUND	\$ 327.00
16/04/20	71127	BROOKS HIRE SERVICE PTY LTD	EQUIPMENT HIRE	\$ 2,666.40
3/04/20	70941	BSEWA	ELECTRICAL SERVICES	\$ 5,732.78
9/04/20	71096	BSEWA	ELECTRICAL SERVICES	\$ 247.89
16/04/20	71228	BSEWA	ELECTRICAL SERVICES	\$ 7,270.49
30/04/20	71648	BSEWA	ELECTRICAL SERVICES	\$ 11,448.20
3/04/20	70916	BUCHER MUNICIPAL PTY LTD	ENGINEERING - PLANT SPARES & SERVICING	\$ 977.38
16/04/20	71205	BUCHER MUNICIPAL PTY LTD	ENGINEERING - PLANT SPARES & SERVICING	\$ 143.06
22/04/20	71446	BUCHER MUNICIPAL PTY LTD	ENGINEERING - PLANT SPARES & SERVICING	\$ 254.91
22/04/20	71425	BUNBURY HARVEY REGIONAL COUNCIL	WASTE DISPOSAL	\$ 846.30
30/04/20	71592	BUNBURY HARVEY REGIONAL COUNCIL	WASTE DISPOSAL	\$ 3,442.61
22/04/20	71401	BUNBURY SUBARU	VEHICLE PURCHASES / SERVICES / PARTS	\$ 459.61
3/04/20	70942	BUNNINGS BUILDING SUPPLIES	HARDWARE SUPPLIES	\$ 1,060.58
9/04/20	71097	BUNNINGS BUILDING SUPPLIES	HARDWARE SUPPLIES	\$ 1,868.32
16/04/20	71230	BUNNINGS BUILDING SUPPLIES	HARDWARE SUPPLIES	\$ 2,259.86
22/04/20	71464	BUNNINGS BUILDING SUPPLIES	HARDWARE SUPPLIES	\$ 1,265.59
30/04/20	71649	BUNNINGS BUILDING SUPPLIES	HARDWARE SUPPLIES	\$ 1,153.49
3/04/20	70948	BURKE AIR	AIR CONDITIONING SERVICES	\$ 1,403.16
9/04/20	71107	BURKE AIR	AIR CONDITIONING SERVICES	\$ 286.00
22/04/20	71478	BURKE AIR	AIR CONDITIONING SERVICES	\$ 460.90
30/04/20	71656	BURKE AIR	AIR CONDITIONING SERVICES	\$ 452.65
3/04/20	70858	BUSSELTON AGRICULTURAL SERVICES (WA) PTY LTD	RURAL SUPPLIES	\$ 4,290.00
9/04/20	71001	BUSSELTON AGRICULTURAL SERVICES (WA) PTY LTD	RURAL SUPPLIES	\$ 990.00
30/04/20	71578	BUSSELTON AGRICULTURAL SERVICES (WA) PTY LTD	RURAL SUPPLIES	\$ 40.00
3/04/20	70831	BUSSELTON ALLSPORTS INC T/A BUSSELTON JETTY SWIM	JETTY SWIM EXHIBITION 2020	\$ 2,750.00
16/04/20	71143	BUSSELTON AUTO ELECTRICS	AUTO ELECTRICAL SERVICES	\$ 12.00
3/04/20	70834	BUSSELTON BEARING SERVICES	BEARING SUPPLIES	\$ 4,129.00

DATE	REF#	NAME	DESCRIPTION	AMOUNT
22/04/20	71403	BUSSELTON BEARING SERVICES	BEARING SUPPLIES	\$ 1,194.96
30/04/20	71558	BUSSELTON BEARING SERVICES	BEARING SUPPLIES	\$ 455.50
16/04/20	71224	BUSSELTON BUILDING PRODUCTS	BUILDING PRODUCT SUPPLIER	\$ 7,659.49
22/04/20	71461	BUSSELTON BUILDING PRODUCTS	BUILDING PRODUCT SUPPLIER	\$ 292.45
30/04/20	71641	BUSSELTON BUILDING PRODUCTS	BUILDING PRODUCT SUPPLIER	\$ 278.80
3/04/20	70877	BUSSELTON COLLECTORS CLUB INC	BOND REFUND	\$ 770.00
3/04/20	70888	BUSSELTON DUNSBOROUGH MAIL	ADVERTISING SERVICES	\$ 252.02
22/04/20	71433	BUSSELTON DUNSBOROUGH MAIL	ADVERTISING SERVICES	\$ 928.02
22/04/20	71395	BUSSELTON HYDRAULIC SERVICES INC	HYDRAULIC SERVICES	\$ 1,905.40
3/04/20	70925	BUSSELTON MOTORS (MITSUBISHI/MAZDA)	VEHICLE PURCHASES / SERVICES / PARTS	\$ 37,099.31
9/04/20	71085	BUSSELTON MOTORS (MITSUBISHI/MAZDA)	VEHICLE PURCHASES / SERVICES / PARTS	\$ 910.62
16/04/20	71211	BUSSELTON MOTORS (MITSUBISHI/MAZDA)	VEHICLE PURCHASES / SERVICES / PARTS	\$ 39,150.59
3/04/20	70934	BUSSELTON PEST & WEED CONTROL	PEST CONTROL SERVICES	\$ 2,861.65
16/04/20	71221	BUSSELTON PEST & WEED CONTROL	PEST CONTROL SERVICES	\$ 5,347.76
22/04/20	71458	BUSSELTON PEST & WEED CONTROL	PEST CONTROL SERVICES	\$ 16,770.60
30/04/20	71637	BUSSELTON PEST & WEED CONTROL	PEST CONTROL SERVICES	\$ 4,991.25
16/04/20	71157	BUSSELTON PRIDE PROJECT	LGBT EVENT GRANT	\$ 3,711.20
9/04/20	71086	BUSSELTON SENIOR CITIZENS CENTRE	QUARTERLY DONATION PAYMENT	\$ 23,868.35
16/04/20	71145	BUSSELTON STOCKFEEDS & PET SUPPLIES	ANIMAL SUPPLIES	\$ 461.00
30/04/20	71576	BUSSELTON STOCKFEEDS & PET SUPPLIES	ANIMAL SUPPLIES	\$ 111.50
3/04/20	70911	BUSSELTON TOYOTA	VEHICLE PURCHASES / SERVICES / PARTS	\$ 1,326.45
16/04/20	71195	BUSSELTON TOYOTA	VEHICLE PURCHASES / SERVICES / PARTS	\$ 1,125.60
17/04/20	71289	BV & BA HALEY	BJTP REFUND	\$ 408.00
3/04/20	70849	CALIBRE PROFESSIONAL SERVICES PTY LTD	ENGINEERING SERVICES	\$ 10,670.00
30/04/20	71571	CALIBRE PROFESSIONAL SERVICES PTY LTD	ENGINEERING SERVICES	\$ 13,480.50
22/04/20	71451	CANCER COUNCIL WA	BOND REFUND	\$ 248.00
30/04/20	71593	CAPE CONTAINERS	STORAGE AND EQUIPMENT HIRE	\$ 616.00
16/04/20	71255	CAPE DRYCLEANERS	LINEN CLEANING SERVICES	\$ 12.60
30/04/20	71557	CAPE LIFE PTY LTD	GARDENING SERVICES	\$ 572.00
3/04/20	70955	CAPE RURAL CONTRACTING	FIRE CONTROL SERVICES	\$ 1,815.00
30/04/20	71661	CAPE RURAL CONTRACTING	FIRE CONTROL SERVICES	\$ 1,056.00
16/04/20	71237	CAPE TO CAPE EXCAVATIONS	EARTHMOVING SERVICES	\$ 577.50
22/04/20	71473	CARBONE BROS PTY LTD	LIMESTONE SUPPLIES / CARTAGE SERVICES	\$ 26,347.47
22/04/20	71472	CARDNO (WA) PTY LTD	CONSULTANCY SERVICES	\$ 6,325.00
3/04/20	70956	CAROLYN POLLITT	ART SALES	\$ 255.00
29/04/20	71537	CASSEY YOUNGS	BJTP REFUND	\$ 100.00
3/04/20	70881	CB TRAFFIC SOLUTIONS PTY LTD	TRAFFIC MANAGEMENT SERVICES	\$ 285.87
9/04/20	71022	CB TRAFFIC SOLUTIONS PTY LTD	TRAFFIC MANAGEMENT SERVICES	\$ 6,242.64
16/04/20	71171	CB TRAFFIC SOLUTIONS PTY LTD	TRAFFIC MANAGEMENT SERVICES	\$ 11,205.83
22/04/20	71430	CB TRAFFIC SOLUTIONS PTY LTD	TRAFFIC MANAGEMENT SERVICES	\$ 8,827.26
30/04/20	71600	CB TRAFFIC SOLUTIONS PTY LTD	TRAFFIC MANAGEMENT SERVICES	\$ 18,535.72
21/04/20	71344	CERI MACLEAN	BJTP REFUND	\$ 285.00
21/04/20	71333	CHELSEA ATTWOOD	BJTP REFUND	\$ 156.00
3/04/20	70886	CHLOE ALBA STUDIOS	FACILITY HIRE BOND REFUND	\$ 200.00
17/04/20	71267	CHLOE JADE COOPER	BJTP REFUND	\$ 972.00
17/04/20	71276	CHLOE WHITE	BJTP REFUND	\$ 100.00
3/04/20	70878	CHOICECHEM	HAND SANITIZER	\$ 990.00
16/04/20	71169	CHOICECHEM	HAND SANITIZER	\$ 4,712.40
16/04/20	71130	CHRIS SHEEDY PANEL & PAINT	PANEL REPAIRS & REPLACEMENT	\$ 500.00
16/04/20	71176	CHRISEA DESIGNS	ART SALES	\$ 199.50
17/04/20	71311	CHRISTINE BLAKE	BJTP REFUND	\$ 165.00
9/04/20	71099	CHUBB FIRE & SECURITY PTY LTD	FIRE EQUIPMENT SERVICES	\$ 602.34
16/04/20	71234	CHUBB FIRE & SECURITY PTY LTD	FIRE EQUIPMENT SERVICES	\$ 444.02
30/04/20	71653	CHUBB FIRE & SECURITY PTY LTD	FIRE EQUIPMENT SERVICES	\$ 963.36
17/04/20	71262	CIARA DILLON	BJTP REFUND	\$ 208.00
9/04/20	71109	CITY AND REGIONAL FUELS	FUEL SERVICES	\$ 3,009.79
9/04/20	70964	CITY OF BUSSELTON CHRISTMAS CLUB	PAYROLL DEDUCTIONS	\$ 4,002.18
23/04/20	71491	CITY OF BUSSELTON CHRISTMAS CLUB	PAYROLL DEDUCTIONS	\$ 4,002.18
9/04/20	70969	CITY OF BUSSELTON-SOCIAL CLUB	SOCIAL CLUB REIMBURSEMENT	\$ 222.00
23/04/20	71496	CITY OF BUSSELTON-SOCIAL CLUB	SOCIAL CLUB REIMBURSEMENT	\$ 216.00
3/04/20	70837	CIVIL/STRUCTURAL CONSULTING PTY LTD	STRUCTURAL INSPECTIONS	\$ 6,917.16
22/04/20	71418	CIVITEST PTY LTD	SOIL COMPACTION TEST	\$ 2,962.30
3/04/20	70913	CJD EQUIPMENT PTY LTD	PLANT PURCHASES / SERVICES / PARTS	\$ 39.45
30/04/20	71623	CJD EQUIPMENT PTY LTD	PLANT PURCHASES / SERVICES / PARTS	\$ 3,033.22
16/04/20	71239	CLEANAWAY	WASTE MANAGEMENT SERVICES	\$ 17,613.53
22/04/20	71474	CLEANAWAY	WASTE MANAGEMENT SERVICES	\$ 75,059.81
3/04/20	70922	CLEANAWAY EQUIPMENT SERVICES	MAINTENANCE PARTS WASHER	\$ 965.80
3/04/20	70860	CLEANAWAY SOLID WASTE PTY LTD	WASTE DISPOSAL SERVICES	\$ 22,055.33
22/04/20	71421	CLEANAWAY SOLID WASTE PTY LTD	WASTE DISPOSAL SERVICES	\$ 20,222.17
9/04/20	70983	CLEANING MADE EASY	CLEANING SERVICES	\$ 141.00
29/04/20	71526	CLETUS KELLEHER	BJTP REFUND	\$ 100.00
3/04/20	70944	COLES	COUNCIL & STAFF REFRESHMENTS	\$ 130.55
9/04/20	71100	COLES	COUNCIL & STAFF REFRESHMENTS	\$ 162.54

DATE	REF#	NAME	DESCRIPTION	AMOUNT
16/04/20	71236	COLES	COUNCIL & STAFF REFRESHMENTS	\$ 27.50
22/04/20	71471	COLES	COUNCIL & STAFF REFRESHMENTS	\$ 99.78
30/04/20	71654	COLES	COUNCIL & STAFF REFRESHMENTS	\$ 122.83
29/04/20	71529	COLIN & JEANETTE DEANS	BJTP REFUND	\$ 160.00
9/04/20	70988	COLIN WOODFORD CARPENTRY & FINE FURNITURE	CARPENTRY SERVICES	\$ 290.00
3/04/20	70829	COMBINED TEAM SERVICES	TRAINING SERVICES	\$ 110.00
3/04/20	70846	CONSILIUM WASTE CONSULTING	AUDIT OF COMPLIANCE REPORT	\$ 4,290.00
21/04/20	71362	CORALLEE O'DEA	BJTP REFUND	\$ 208.00
3/04/20	70859	CORSIGN WA PTY LTD	SIGNAGE AND TRAFFIC ACCESSORIES	\$ 3,509.00
16/04/20	71150	CORSIGN WA PTY LTD	SIGNAGE AND TRAFFIC ACCESSORIES	\$ 48.40
30/04/20	71579	CORSIGN WA PTY LTD	SIGNAGE AND TRAFFIC ACCESSORIES	\$ 3,773.00
9/04/20	70972	CR. G HENLEY	COUNCILLOR PAYMENT	\$ 10,622.75
9/04/20	71028	CR. J BARRETT-LENNARD	COUNCILLOR PAYMENT	\$ 3,408.61
9/04/20	71011	CR. K HICK	COUNCILLOR PAYMENT	\$ 4,692.75
9/04/20	71029	CR. KATHERINE COX	COUNCILLOR PAYMENTS	\$ 2,829.81
9/04/20	71010	CR. L MILES	COUNCILLOR PAYMENT	\$ 2,829.81
9/04/20	70994	CR. P CARTER	COUNCILLOR PAYMENT	\$ 3,058.76
9/04/20	71032	CR. P CRONIN	COUNCILLOR PAYMENTS	\$ 2,829.81
9/04/20	70993	CR. R PAINE	COUNCILLOR PAYMENT	\$ 2,829.81
9/04/20	71026	CR. SUSAN RICCELLI	COUNCILLOR PAYMENT	\$ 2,829.81
30/04/20	71617	CRAIG & CHANTELE RANDO	BJTP REFUND	\$ 300.00
3/04/20	70836	CRANEFORD PLUMBING PTY LTD	PLUMBING SERVICES	\$ 6,344.40
9/04/20	70982	CRANEFORD PLUMBING PTY LTD	PLUMBING SERVICES	\$ 4,149.44
16/04/20	71126	CRANEFORD PLUMBING PTY LTD	PLUMBING SERVICES	\$ 1,255.10
22/04/20	71406	CRANEFORD PLUMBING PTY LTD	PLUMBING SERVICES	\$ 1,262.50
30/04/20	71562	CRANEFORD PLUMBING PTY LTD	PLUMBING SERVICES	\$ 385.00
3/04/20	70943	CRAVEN FOODS BUNBURY	GLC KIOSK PURCHASES	\$ 100.86
16/04/20	71231	CRAVEN FOODS BUNBURY	GLC KIOSK PURCHASES	\$ 46.04
30/04/20	71650	CRAVEN FOODS BUNBURY	GLC KIOSK PURCHASES	\$ 105.24
3/04/20	70947	CROSS SECURITY SERVICES	SECURITY SERVICES	\$ 3,713.16
16/04/20	71242	CROSS SECURITY SERVICES	SECURITY SERVICES	\$ 21,578.00
3/04/20	70882	CS LEGAL - CLOISTERS SQUARE	LEGAL RECOVERY ON RATING DEBTS	\$ 27.50
16/04/20	71138	CYNTHIA DIX	ART SALES	\$ 9.10
17/04/20	71261	D & P JONAS	BJTP REFUND	\$ 253.00
3/04/20	70845	D MCKENZIE T/A LITORIA ECOSERVICES	WEED CONTROL & CONSULTANCY SERVICES	\$ 1,815.00
16/04/20	71137	D MCKENZIE T/A LITORIA ECOSERVICES	CONSULTANCY SERVICES	\$ 2,282.50
29/04/20	71520	DAN & MICHELLE WATT	BJTP REFUND	\$ 716.50
21/04/20	71365	DANIELLE FRENCH	BJTP REFUND	\$ 523.00
21/04/20	71332	DARREN MITCHELL & SANDRA BOOGAARD	BJTP REFUND	\$ 201.00
9/04/20	71044	DARRYL PLUMB	BJTP REFUND	\$ 100.00
23/04/20	71296	DAVID & JAYNE SHANKS	CANCELLED PAYMENT	\$ -
21/04/20	71356	DAVID & LISA BULLEN	BJTP REFUND	\$ 100.00
29/04/20	71541	DAVID & SUZANNE WEADLEY	BJTP REFUND	\$ 100.00
9/04/20	71075	DAVID GRAY & CO	GARBAGE BINS & PARTS SUPPLIER	\$ 2,014.98
16/04/20	71233	DAVID MILDWATERS ELECTRICAL	MAINTENANCE SERVICES	\$ 13,941.47
22/04/20	71470	DAVID MILDWATERS ELECTRICAL	MAINTENANCE SERVICES	\$ 2,984.58
30/04/20	71652	DAVID MILDWATERS ELECTRICAL	MAINTENANCE SERVICES	\$ 187.00
9/04/20	71042	DEAN & SUZIE THOMPSON	BJTP REFUND	\$ 155.00
21/04/20	71323	DEANNE PETER	BJTP REFUND	\$ 125.00
29/04/20	71499	DEANNE PETER	BJTP REFUND	\$ 125.00
29/04/20	71506	DEBORAH HARDY	BJTP REFUND	\$ 90.00
3/04/20	70958	DELL AUSTRALIA PTY LTD	COMPUTER EQUIPMENT SUPPLIER	\$ 17,933.37
16/04/20	71147	DENADA SURVEYS PTY LTD	SURVEYING SERVICES	\$ 6,182.00
16/04/20	71119	DENISE SANBROOK	ART SALES	\$ 4.20
3/04/20	70939	DEPARTMENT OF FIRE AND EMERGENCY SERVICES	REFUND FACILITY HIRE BOND	\$ 1,250.00
30/04/20	71566	DEPARTMENT OF HUMAN SERVICES	CHARGES FOR CENTREPAY FACILITY	\$ 133.65
22/04/20	71400	DEPARTMENT OF TRANSPORT	VEHICLE OWNERSHIP SEARCHES	\$ 112.20
9/04/20	70968	DEPUTY CHILD SUPPORT REGISTRAR	SALARY DEDUCTIONS	\$ 809.07
23/04/20	71495	DEPUTY CHILD SUPPORT REGISTRAR	SALARY DEDUCTIONS	\$ 809.07
17/04/20	71272	DEREK & DEBBIE CAVERZASIO	BJTP REFUND	\$ 678.00
23/04/20	71444	DEVLYN CONSTRUCTIONS PTY LTD	CANCELLED PAYMENT	\$ -
30/04/20	71616	DEVLYN CONSTRUCTIONS PTY LTD	CONSTRUCTION SERVICES-SENIOR CITIZEN CENTRE	\$ 65,766.86
16/04/20	71235	DIAL BEFORE YOU DIG	CABLE LOCATION SERVICE	\$ 1,504.25
16/04/20	71174	DIVERSECO PTY LTD	RECALIBRATE WEIGH BRIDGE	\$ 3,513.18
3/04/20	70954	DOOR HARDWARE SOLUTIONS	HARDWARE SUPPLIES	\$ 18.04
16/04/20	71250	DOOR HARDWARE SOLUTIONS	HARDWARE SUPPLIES	\$ 448.47
17/04/20	71265	DORINE ARIAANS	BJTP REFUND	\$ 450.00
16/04/20	71122	DOROTHY SADDLETON	ART SALES	\$ 11.20
3/04/20	70868	DORSOGNA LIMITED	ICE CREAM AND SMALL GOODS	\$ 564.23
3/04/20	70856	DOUTH CONTRACTING	PROPERTY & GARDEN MAINTENANCE	\$ 1,177.00
9/04/20	70998	DOUTH CONTRACTING	PROPERTY & GARDEN MAINTENANCE	\$ 627.00
30/04/20	71639	DUNSBOROUGH & DISTRICT COUNTRY CLUB	INSURANCE SETTLEMENT - STROM DAMAGE	\$ 2,660.00
16/04/20	71253	DUNSBOROUGH BAY YACHT CLUB	COMMUNITY BIDS	\$ 8,000.00

DATE	REF#	NAME	DESCRIPTION	AMOUNT
3/04/20	70926	DUNSBOROUGH BOBCAT SERVICE	EARTHMOVING - BOBCAT HIRE	\$ 7,040.00
16/04/20	71217	DUNSBOROUGH SIGNS & GRAPHICS	SIGNAGE SERVICES	\$ 297.00
3/04/20	70876	EARTH 2 OCEAN COMMUNICATIONS	COMMUNICATION SERVICES - RADIO REPAIRS	\$ 2,196.87
3/04/20	70885	ECOEDGE ENVIRONMENTAL SERVICES	FLORA AND VEGETATION ASSESSMENT	\$ 550.00
3/04/20	70945	ECONOMIC DEVELOPMENT AUSTRALIA (EDA)	MEMBERSHIP / TRAINING SERVICES	\$ 440.00
16/04/20	71196	ECOSYSTEMS SOLUTIONS	CONSULTANCY SERVICES	\$ 825.00
30/04/20	71622	ECOSYSTEMS SOLUTIONS	CONSULTANCY SERVICES	\$ 1,980.00
16/04/20	71163	EIS CONTROL	ELECTRICAL SERVICES	\$ 932.25
9/04/20	71017	EIS CONTROL PTY LTD	ELECTRICAL SERVICES	\$ 890.78
16/04/20	71153	ELAMOORE NATURAL SOAPS & COSMETICS PTY LTD	ART SALES	\$ 18.20
29/04/20	71530	ELIZABETH JOHNSON	BJTP REFUND	\$ 80.00
3/04/20	70825	ELLIOTS IRRIGATION PTY LTD	IRRIGATION SERVICES	\$ 135,777.40
9/04/20	71092	ELLIOTTS SMALL ENGINES	PLANT PURCHASES / SERVICES / PARTS	\$ 797.90
30/04/20	71645	ELLIOTTS SMALL ENGINES	PLANT PURCHASES / SERVICES / PARTS	\$ 109.00
16/04/20	71186	EMMA TONGUE	BARGE SURVEY	\$ 1,244.10
3/04/20	70835	ENVIRONEX INTERNATIONAL PTY LTD	POOL CHEMICALS FOR GLC	\$ 1,559.73
21/04/20	71382	ERIC & NANETTE EELES	BJTP REFUND	\$ 62.00
21/04/20	71378	ERIC ABRAHAMS & SANTA ROBERTSE	BJTP REFUND	\$ 100.00
20/04/20	71321	ERNEST GEORGE NOMINEES	ROAD MAINTENANCE BOND	\$ 14,850.00
3/04/20	70873	ESPLANADE HOTEL - BUSSELTON	ACCOMMODATION	\$ 400.00
17/04/20	71309	EVAN & NATALIE KOWOL	BJTP REFUND	\$ 142.00
3/04/20	70847	EVERETT'S HOME AND YARD MAINTENANCE	MAINTENANCE SERVICES	\$ 2,810.00
9/04/20	70990	EVERETT'S HOME AND YARD MAINTENANCE	MAINTENANCE SERVICES	\$ 1,200.00
30/04/20	71570	EVERETT'S HOME AND YARD MAINTENANCE	MAINTENANCE SERVICES	\$ 1,040.00
3/04/20	70898	FAT RED BIRD DESIGNS	GRAPHIC DESIGN	\$ 700.00
9/04/20	71077	FENNESSY'S	VEHICLE PURCHASES / SERVICES / PARTS	\$ 227.28
16/04/20	71200	FENNESSY'S	VEHICLE PURCHASES / SERVICES / PARTS	\$ 427.08
21/04/20	71347	FIONA YOUNG	BJTP REFUND	\$ 327.00
16/04/20	71135	FORTUS	EARTHMOVING PARTS	\$ 2,559.48
17/04/20	71297	FRANK & SALLY AMAGLIO	BJTP REFUND	\$ 248.00
3/04/20	70867	FRESH AS	REFRESHMENTS	\$ 83.55
16/04/20	71160	FRESH AS	DAIRY SUPPLIES	\$ 83.55
3/04/20	70914	FTE ENGINEERING	MAINTENANCE SERVICES	\$ 4,334.00
16/04/20	71201	FTE ENGINEERING	MAINTENANCE SERVICES	\$ 29.48
22/04/20	71397	FULTON HOGAN INDUSTRIES PTY LTD	MAINTENANCE SERVICES	\$ 86,344.60
30/04/20	71548	FULTON HOGAN INDUSTRIES PTY LTD	MAINTENANCE SERVICES	\$ 34,238.60
9/04/20	71015	GALAXY 42 PTY LTD	SOFTWARE CONSULTANCY	\$ 4,950.00
30/04/20	71594	GALAXY 42 PTY LTD	SOFTWARE CONSULTANCY	\$ 3,300.00
30/04/20	71591	GALT GEOTECHNICS PTY LTD	CONSULTING SERVICES	\$ 1,287.00
22/04/20	71454	GALVINS PLUMBING PLUS	PLUMBING SUPPLIES	\$ 1,450.42
30/04/20	71633	GALVINS PLUMBING PLUS	PLUMBING SUPPLIES	\$ 1,234.24
9/04/20	71056	GARY & GILLIAN COLLINS	BJTP REFUND	\$ 246.00
16/04/20	71238	GAS-IT PIPE CONTRACTING	GAS SERVICES	\$ 220.00
17/04/20	71315	GEMMA HALL	BJTP REFUND	\$ 208.00
16/04/20	71155	GEOBOX PTY LTD	VEHICLE CAMERAS	\$ 1,148.40
22/04/20	71423	GEOBOX PTY LTD	VEHICLE CAMERAS	\$ 1,069.20
16/04/20	71124	GEOGRAPHE FORD	VEHICLE PURCHASES / SERVICES / PARTS	\$ 1,017.75
3/04/20	70921	GEOGRAPHE PETROLEUM	FUEL SERVICES	\$ 13,397.97
16/04/20	71209	GEOGRAPHE PETROLEUM	FUEL SERVICES	\$ 17,879.43
16/04/20	71247	GEOGRAPHE SAWS AND MOWERS	PLANT PURCHASES / SERVICES / PARTS	\$ 779.00
22/04/20	71480	GEOGRAPHE SAWS AND MOWERS	PLANT PURCHASES / SERVICES / PARTS	\$ 748.50
30/04/20	71657	GEOGRAPHE SAWS AND MOWERS	PLANT PURCHASES / SERVICES / PARTS	\$ 359.00
9/04/20	71078	GEOGRAPHE TIMBER & HARDWARE	HARDWARE SUPPLIES	\$ 649.00
16/04/20	71202	GEOGRAPHE TIMBER & HARDWARE	HARDWARE SUPPLIES	\$ 966.80
22/04/20	71445	GEOGRAPHE TIMBER & HARDWARE	HARDWARE SUPPLIES	\$ 358.37
30/04/20	71644	GEOMET BUSSELTON	VETERINARY SERVICES	\$ 106.50
9/04/20	71106	GHD PTY LTD	CONSULTANCY SERVICES	\$ 18,089.89
30/04/20	71655	GHD PTY LTD	CONSULTANCY SERVICES	\$ 7,075.04
9/04/20	71067	GK & MS MUNROWD	RATE REFUND	\$ 800.00
22/04/20	71441	GLEN GRIFFITHS	STAFF REIMBURSEMENT	\$ 148.40
9/04/20	70961	GR & LC CHRISTIAN	RENTAL LEASE AGREEMENT	\$ 1,240.00
23/04/20	71488	GR & LC CHRISTIAN	RENTAL LEASE AGREEMENT	\$ 1,240.00
16/04/20	71129	GRACE RECORDS MANAGEMENT (AUSTRALIA) PTY LTD	STORAGE SERVICES	\$ 1,334.05
16/04/20	71168	GRAEME PAGES-OLIVER	ART SALES	\$ 13.65
9/04/20	71048	GRAHAM STEPHENS	BJTP REFUND	\$ 135.00
16/04/20	71245	GRASSIAS TURF MANAGEMENT	CRICKET PITCH MANAGEMENT SERVICES	\$ 3,900.00
16/04/20	71188	GREG AND PAM VERBURG	BJTP REFUND	\$ 478.00
16/04/20	71154	GSR LASER TOOLS	CONSTRUCTION SURVEY INSTRUMENTS	\$ 495.00
3/04/20	70953	GUMPTION PTY LTD	ADVERTISING SERVICES	\$ 465.00
30/04/20	71551	HALIFAX CRANE HIRE PTY LTD	CRANE HIRE	\$ 3,300.00
9/04/20	71052	HALINA FETTER	BJTP REFUND	\$ 672.00
21/04/20	71327	HANNAH LITTLEWOOD	BJTP REFUND	\$ 80.00
21/04/20	71379	HANS DOPHEIDE	BJTP REFUND	\$ 180.00

DATE	REF#	NAME	DESCRIPTION	AMOUNT
3/04/20	70919	HANSON CONST. MATERIALS PTY LTD	CONCRETE SERVICES	\$ 366.52
9/04/20	71082	HANSON CONST. MATERIALS PTY LTD	CONCRETE SERVICES	\$ 3,410.66
16/04/20	71207	HANSON CONST. MATERIALS PTY LTD	CONCRETE SERVICES	\$ 3,813.04
22/04/20	71448	HANSON CONST. MATERIALS PTY LTD	CONCRETE SERVICES	\$ 13,915.22
30/04/20	71627	HANSON CONST. MATERIALS PTY LTD	CONCRETE SERVICES	\$ 25,705.13
29/04/20	71536	HARRY & CELIA HAMALAINEN	BJTP REFUND	\$ 100.00
6/04/20	70890	HARVEY NORMAN AV/IT SUPERSTORE BUSSELTON	CANCELLED PAYMENT	\$ -
9/04/20	71025	HARVEY NORMAN AV/IT SUPERSTORE BUSSELTON	ELECTRICAL APPLIANCE SERVICES	\$ 496.00
16/04/20	71180	HARVEY NORMAN AV/IT SUPERSTORE BUSSELTON	ELECTRICAL APPLIANCE SERVICES	\$ 129.95
3/04/20	70892	HEALTH DIRECTION PTY LTD	BOND REFUND	\$ 507.50
29/04/20	71543	HEATHER SHIELD	BJTP REFUND	\$ 243.00
16/04/20	71162	HELEN READING	ART SALES	\$ 8.40
21/04/20	71358	HENRY NEMORIN	BJTP REFUND	\$ 165.00
9/04/20	71108	HERBERT SMITH FREEHILLS	LEGAL SERVICES	\$ 1,084.16
3/04/20	70959	HIP POCKET WORK WEAR AND SAFETY	UNIFORMS & PROTECTIVE CLOTHING	\$ 2,867.40
16/04/20	71256	HIP POCKET WORK WEAR AND SAFETY	UNIFORMS & PROTECTIVE CLOTHING	\$ 1,972.59
30/04/20	71666	HIP POCKET WORK WEAR AND SAFETY	UNIFORMS & PROTECTIVE CLOTHING	\$ 42.46
9/04/20	71083	HOLCIM (AUSTRALIA) PTY LTD	CONCRETE SERVICES	\$ 3,749.90
22/04/20	71402	HOLCIM (AUSTRALIA) PTY LTD	CONCRETE SERVICES	\$ 5,226.93
30/04/20	71629	HOLCIM (AUSTRALIA) PTY LTD	CONCRETE SERVICES	\$ 650.10
3/04/20	70854	HTE TRANSPORT PTY LTD	TRANSPORT SERVICES	\$ 3,289.28
29/04/20	71513	IAN & SARAH JAMES	BJTP REFUND	\$ 201.00
17/04/20	71314	IAN & TERESA HUTCHINGS	BJTP REFUND	\$ 276.00
30/04/20	71597	ILLION AUSTRALIA PTY LTD	TENDER ADVERTISING AND MANAGEMENT	\$ 211.20
16/04/20	71187	IMMERSE SOUTH WEST	COMMUNITY SERVICES DIRECTORY WEBSITE	\$ 1,059.30
22/04/20	71443	INDUSTRIAL ROAD PAVERS (WA) PTY LTD	CIVIL AND LANDSCAPING WORKS	\$ 42,659.67
22/04/20	71476	INNOVEST CONSTRUCTION	CONSTRUCTION SERVICES	\$ 86,188.13
3/04/20	70870	INTERFIRE AGENCIES PTY LTD	FIRE, SAFETY, EMERGENCY EQUIPMENT	\$ 3,728.12
16/04/20	71175	ITR PACIFIC PTY LTD	EARTHMOVING MACHINERY SPARE PARTS	\$ 1,911.25
16/04/20	71177	IW PROJECTS PTY LTD	WASTE MANAGEMENT CONSULTANTS	\$ 15,950.00
3/04/20	70927	JACKSON'S DRAWING SUPPLIES	ART EQUIPMENT SUPPLIES	\$ 34.50
21/04/20	71364	JACOB GARLAND	BJTP REFUND	\$ 100.00
17/04/20	71282	JAMES & LINDA DUFF	BJTP REFUND	\$ 298.00
3/04/20	70889	JAMES BENNETT	SPECIALIST LIBRARY RESOURCES	\$ 1,779.62
22/04/20	71434	JAMES BENNETT	SPECIALIST LIBRARY RESOURCES	\$ 230.04
30/04/20	71606	JAMES BENNETT	SPECIALIST LIBRARY RESOURCES	\$ 502.97
9/04/20	71055	JAMIE & MICHELLE WINNING	BJTP REFUND	\$ 298.00
9/04/20	71053	JANET DUNSTAN	BJTP REFUND	\$ 100.00
9/04/20	71039	JASON & JILL PODLICH	BJTP REFUND	\$ 90.00
21/04/20	71359	JASON HOLLAND	BJTP REFUND	\$ 90.00
21/04/20	71330	JASON HOTCHKIN	BJTP REFUND	\$ 253.00
21/04/20	71357	JASON LOWTHER	BJTP REFUND	\$ 672.00
3/04/20	70915	JASON SIGNMAKERS	SIGNAGE SUPPLIES	\$ 682.55
6/04/20	70866	JAZZ BY THE BAY ASSOCIATION INC	CANCELLED PAYMENT	\$ -
30/04/20	71582	JAZZ BY THE BAY ASSOCIATION INC	JAZZ BY THE BAY FESTIVAL SPONSORSHIP	\$ 14,337.50
9/04/20	71016	JCW ELECTRICAL GROUP PTY LTD	ELECTRICAL CONTRACTING	\$ 338.98
22/04/20	71426	JCW ELECTRICAL GROUP PTY LTD	ELECTRICAL CONTRACTING	\$ 184.80
17/04/20	71310	JEFF & JULIE HANNA	BJTP REFUND	\$ 100.00
22/04/20	71360	JEMIMA LOUDON	CANCELLED PAYMENT	\$ -
9/04/20	71002	JENNIFER BROWN	REFUND CANCELLED MARKET FEES	\$ 25.00
16/04/20	71152	JENNIFER BROWN	ART SALES	\$ 29.20
9/04/20	71066	JENNIFER GOMME	NCC REFUND	\$ 22.50
1/05/20	71500	JENNIFER WILTON	CANCELLED PAYMENT	\$ -
17/04/20	71271	JENNY SMART	BJTP REFUND	\$ 201.00
9/04/20	71013	JET ADVENTURES	BOND REFUND	\$ 689.43
3/04/20	70828	JIGSAW SIGNS & PRINT	SIGNAGE SERVICES	\$ 3,419.50
9/04/20	70974	JIGSAW SIGNS & PRINT	SIGNAGE SERVICES	\$ 287.00
30/04/20	71546	JIGSAW SIGNS & PRINT	SIGNAGE SERVICES	\$ 855.00
21/04/20	71377	JILLIAN BRASH	BJTP REFUND	\$ 40.00
17/04/20	71268	JIM & JANET SOULIS	BJTP REFUND	\$ 253.00
9/04/20	70986	JIMS FIRST	HARDWARE SUPPLIES	\$ 210.62
9/04/20	71059	JOANNE COTTON	BJTP REFUND	\$ 125.00
21/04/20	71386	JOANNE NEWSON	BJTP REFUND	\$ 208.00
17/04/20	71308	JOHN & SONYA KOSH	BJTP REFUND	\$ 58.00
29/04/20	71523	JOHN MACKENZIE	BJTP REFUND	\$ 208.00
17/04/20	71301	JOHN PATERSON	BJTP REFUND	\$ 355.00
9/04/20	71069	JOHN PAUL CARROLL	RATE REFUND	\$ 718.45
9/04/20	71061	JOHN RANA	BJTP REFUND	\$ 208.00
21/04/20	71353	JOHN STURK	BJTP REFUND	\$ 100.00
9/04/20	71035	JONATHAN MAXIM	DIGITAL COPYWRITING WORKSHOP	\$ 2,200.00
3/04/20	70851	JONES MARINE SERVICES SOUTHWEST	DIVING SERVICES - SWIMMING NETS MAINTENANCE	\$ 1,485.00
3/04/20	70908	JOSEPH EVANS	BOND REFUND	\$ 100.00
9/04/20	71057	JOSH & MELISSA SCARLETT	BJTP REFUND	\$ 243.00

DATE	REF#	NAME	DESCRIPTION	AMOUNT
22/04/20	71483	JUICE PRINT	PRINTING SERVICES	\$ 1,894.00
16/04/20	71173	JULIE GUTHRIDGE	ART SALES	\$ 30.80
29/04/20	71521	JULIE ROBERTSON	BJTP REFUND	\$ 246.00
9/04/20	71060	JULIE WERDLER	BJTP REFUND	\$ 588.00
29/04/20	71498	JULIE WERDLER	BJTP REFUND	\$ 300.00
30/04/20	71598	JUPPS FLOORCOVERING BUNBURY	SUPPLY AND INSTALL FLOORCOVERINGS	\$ 400.00
29/04/20	71527	JUSTIN & CARLY RIPLEY	BJTP REFUND	\$ 148.00
21/04/20	71341	KAREN ANDERSSON	BJTP REFUND	\$ 208.00
17/04/20	71288	KAREN CONNOR	BJTP REFUND	\$ 253.00
21/04/20	71335	KAREN SIMONS	BJTP REFUND	\$ 358.00
29/04/20	71512	KARIS REGALI	BJTP REFUND	\$ 100.00
21/04/20	71393	KATHY HEYS	BJTP REFUND	\$ 100.00
16/04/20	71203	KD POWER & CO	MAINTENANCE SERVICES	\$ 110.00
30/04/20	71601	KELLY MCGORLICK	REIMBURSEMENT OF WATER EXPENSES	\$ 2,470.15
17/04/20	71269	KEN & PENNY FULLER	BJTP REFUND	\$ 100.00
21/04/20	71348	KENNETH & VIRGINIA SPONG	BJTP REFUND	\$ 328.00
9/04/20	71041	KERRY FERRARI	BJTP REFUND	\$ 100.00
16/04/20	71118	KEVAN COLLETT	ART SALES	\$ 14.00
17/04/20	71275	KEVIN & LEIGH CASTRIQUE	BJTP REFUND	\$ 253.00
29/04/20	71508	KEVIN HOSFORD	BJTP REFUND	\$ 100.00
17/04/20	71312	KEVIN J WEALLEANS	BJTP REFUND	\$ 201.00
30/04/20	71584	KIM BUTTFIELD	SPORT AND RECREATION CONSULTANCY	\$ 7,436.00
21/04/20	71385	KIRRA GAUCI	BJTP REFUND	\$ 156.00
30/04/20	71585	KITCHEN TAKEOVERS	CATERING	\$ 79.20
16/04/20	71229	KLEENHEAT GAS	GAS SERVICES	\$ 1,645.08
17/04/20	71285	KYLIE O'DONNELL	BJTP REFUND	\$ 292.00
17/04/20	71291	KYM SAMMUT	BJTP REFUND	\$ 201.00
22/04/20	71452	LANDGATE (VALUER GENERAL'S OFFICE)	LAND VALUATIONS	\$ 1,580.76
3/04/20	70833	LANDSAVE ORGANICS	LANDSCAPING SERVICE	\$ 1,485.00
9/04/20	70976	LANDSAVE ORGANICS	LANDSCAPING SERVICE	\$ 3,630.00
16/04/20	71121	LANDSAVE ORGANICS	LANDSCAPING SERVICE	\$ 6,160.00
30/04/20	71554	LANDSAVE ORGANICS	LANDSCAPING SERVICE	\$ 1,287.00
3/04/20	70875	LANDSCAPE AND MAINTENANCE SOLUTIONS PTY LTD	LANDSCAPING SERVICES	\$ 6,581.30
16/04/20	71167	LANDSCAPE AND MAINTENANCE SOLUTIONS PTY LTD	LANDSCAPING SERVICES	\$ 5,051.20
22/04/20	71404	LARRY PRICE	MECHANICAL SERVICES	\$ 206.25
21/04/20	71373	LAUREN JEFFERY	BJTP REFUND	\$ 196.00
29/04/20	71525	LAVINIA DONALDSON	BJTP REFUND	\$ 253.00
9/04/20	71090	LAWRENCE & HANSON	ELECTRICAL/PROTECTIVE CLOTHING SUPPLIES	\$ 5,454.43
30/04/20	71642	LAWRENCE & HANSON	ELECTRICAL/PROTECTIVE CLOTHING SUPPLIES	\$ 3,377.00
3/04/20	70950	LD TOTAL	LANDSCAPING SERVICES	\$ 2,997.50
30/04/20	71658	LD TOTAL	LANDSCAPING SERVICES	\$ 3,696.00
9/04/20	71063	LEANNE GILL	BOND REFUND	\$ 200.00
16/04/20	71156	LEDA SECURITY PRODUCTS PTY LTD	SECURITY PRODUCTS	\$ 9,274.54
21/04/20	71343	LEE TAPLIN	BJTP REFUND	\$ 100.00
9/04/20	70973	LEEWIN CIVIL PTY LTD	HIRE PLANT & EQUIPMENT SERVICES	\$ 287,236.03
16/04/20	71115	LEEWIN CIVIL PTY LTD	PLANT & HIRE EQUIPMENT SERVICES	\$ 35,458.50
22/04/20	71396	LEEWIN CIVIL PTY LTD	HIRE EQUIPMENT SERVICES	\$ 544,405.51
30/04/20	71545	LEEWIN CIVIL PTY LTD	HIRE EQUIPMENT SERVICES	\$ 1,999.80
16/04/20	71244	LEEWIN TRANSPORT	COURIER SERVICES	\$ 1,911.25
21/04/20	71322	LEGALWISE SEMINARS PTY LTD	TRAINING SERVICES	\$ 490.00
16/04/20	71243	LGA (WA) PTY LTD	MAINTENANCE SERVICES	\$ 8,041.00
16/04/20	71149	LGISWA	INSURANCE SERVICES	\$ 3,170.20
3/04/20	70906	LIANA ROUNDHILL	BOND REFUND	\$ 625.00
17/04/20	71260	LIFE CYCLE BIKES	BICYCLE-GREEN TASK FORCE	\$ 500.00
20/04/20	71318	LINDA KUSAL	STAFF REIMBURSEMENT	\$ 90.69
9/04/20	71018	LINE-X BUNBURY	PAINTING SERVICES - JETTY	\$ 4,262.50
29/04/20	71501	LIONEL & JOAN SAVILL	BJTP REFUND	\$ 100.00
17/04/20	71302	LISA CALLAND	BJTP REFUND	\$ 250.00
3/04/20	70902	LIVEPRO AUSTRALIA PTY LTD	IMPLEMENTATION TRAINING	\$ 11,968.00
17/04/20	71264	LIZA KING	BJTP REFUND	\$ 90.00
9/04/20	70967	LOCAL GOV'T RACE COURSE & CEMETERY EMPLOYEES	UNION FEES	\$ 348.50
23/04/20	71494	LOCAL GOV'T RACE COURSE & CEMETERY EMPLOYEES	UNION FEES	\$ 348.50
3/04/20	70893	LOCK AROUND THE CLOCK	SECURITY SERVICES	\$ 528.00
22/04/20	71438	LOCK AROUND THE CLOCK	SECURITY SERVICES	\$ 187.00
30/04/20	71612	LOCK AROUND THE CLOCK	SECURITY SERVICES	\$ 1,081.18
3/04/20	70848	LOTEX FILTER CLEANING SERVICE	PLANT FILTER CLEANING SERVICE	\$ 616.12
22/04/20	71414	LOTEX FILTER CLEANING SERVICE	PLANT FILTER CLEANING SERVICE	\$ 389.98
29/04/20	71510	LOUISE LUPTON	BJTP REFUND	\$ 45.00
9/04/20	71047	LYNDAL LAWRIE	BJTP REFUND	\$ 271.00
17/04/20	71303	LYNN SQUIBB	BJTP REFUND	\$ 100.00
22/04/20	71468	M & B SALES	HARDWARE SERVICES	\$ 1,381.16
17/04/20	71284	MAE ANDERSON & KANOKWAN JUANAK	BJTP REFUND	\$ 327.00
30/04/20	71663	MAIA FINANCIAL	LEASING PAYMENTS	\$ 147,022.06

DATE	REF#	NAME	DESCRIPTION	AMOUNT
20/04/20	71317	MAIN ROADS WESTERN AUSTRALIA	BRIDGE MAINTENANCE	\$ 50.00
9/04/20	71080	MALATESTA ROAD PAVING & HOTMIX	ROAD HOTMIX / PAVING SERVICES	\$ 37,238.30
16/04/20	71204	MALATESTA ROAD PAVING & HOTMIX	ROAD HOTMIX / PAVING SERVICES	\$ 1,170.00
30/04/20	71625	MALATESTA ROAD PAVING & HOTMIX	ROAD HOTMIX / PAVING SERVICES	\$ 330.00
17/04/20	71307	MARCUS DUCK & LIZ STACEY	BJTP REFUND	\$ 390.00
16/04/20	71141	MARGARET RIVER BUSSELTON TOURISM ASSOCIATION	ADVERTISING	\$ 2,706.50
9/04/20	70984	MARGARET RIVER FENCING	MAINTENANCE SERVICES	\$ 4,457.75
16/04/20	71128	MARGARET RIVER FENCING	MAINTENANCE SERVICES	\$ 764.50
22/04/20	71407	MARGARET RIVER FENCING	MAINTENANCE SERVICES	\$ 10,417.00
30/04/20	71596	MARGARET UNSWORTH	REIMBURSEMENT OF WATER EXPENSES	\$ 657.40
21/04/20	71325	MARIA WEBBER	BJTP REFUND	\$ 100.00
9/04/20	71045	MARIE GRIFFITHS	BJTP REFUND	\$ 155.00
9/04/20	71043	MARILYN DREAVAR	BJTP REFUND	\$ 80.00
21/04/20	71389	MARILYN MALDEN	BJTP REFUND	\$ 100.00
29/04/20	71507	MARK & LISA SORENSEN	BJTP REFUND	\$ 156.00
9/04/20	71050	MARK HILLER	BJTP REFUND	\$ 201.00
29/04/20	71519	MARK OSBORNE	BJTP REFUND	\$ 160.00
9/04/20	70991	MARKETFORCE PTY LTD	ADVERTISING SERVICES	\$ 866.25
17/04/20	71292	MARTIN & MELISSA TRUPHET	BJTP REFUND	\$ 90.00
9/04/20	70981	MARY EVERUSS	STAFF REIMBURSEMENT	\$ 87.00
29/04/20	71503	MASON BTEDDINI	BJTP REFUND	\$ 201.00
29/04/20	71515	MAX & LYN CAMPBELL	BJTP REFUND	\$ 100.00
21/04/20	71355	MAX & LYNN CAMPBELL	BJTP REFUND	\$ 100.00
30/04/20	71662	MAXINE PALMER	STAFF REIMBURSEMENT	\$ 50.00
30/04/20	71587	MCINTOSH & SON	PLANT PURCHASES/SERVICES/PARTS	\$ 1,557.25
9/04/20	70979	MCLEODS BARRISTERS & SOLICITORS	LEGAL SERVICES	\$ 390.26
16/04/20	71123	MCLEODS BARRISTERS & SOLICITORS	LEGAL SERVICES	\$ 1,939.63
16/04/20	71178	MDM ENTERTAINMENT PTY LTD	DVD AND CD SUPPLY TO LIBRARY	\$ 46.27
22/04/20	71435	MDM ENTERTAINMENT PTY LTD	DVD AND CD SUPPLY TO LIBRARY	\$ 193.95
30/04/20	71607	MDM ENTERTAINMENT PTY LTD	DVD AND CD SUPPLY TO LIBRARY	\$ 551.25
30/04/20	71605	MECHANICAL PROJECT SERVICES	AIRCONDITIONING & REFRIGERATION SERVICES	\$ 254.10
3/04/20	70827	MEDELECT	DEFIBRILLATOR MAINTENANCE	\$ 77.00
21/04/20	71388	MELANIE ANSTY	BJTP REFUND	\$ 240.00
29/04/20	71504	MELISSA BRADSHAW	BJTP REFUND	\$ 292.00
29/04/20	71502	MELODY FOXWELL	BJTP REFUND	\$ 90.00
9/04/20	71046	MICHAEL & KAREN GLASSBOROW	BJTP REFUND	\$ 410.50
21/04/20	71349	MICHAEL CUNNINGHAM	BJTP REFUND	\$ 100.00
17/04/20	71278	MICHELLE LAMING	BJTP REFUND	\$ 201.00
29/04/20	71532	MICHELLE PROCTOR	BJTP REFUND	\$ 615.00
17/04/20	71294	MIKALA RICHARDSON	BJTP REFUND	\$ 100.00
21/04/20	71339	MIKE MCGIVERN	BJTP REFUND	\$ 253.00
22/04/20	71484	MJB INDUSTRIES PTY LTD	DRAINAGE SUPPLIES	\$ 8,187.30
30/04/20	71664	MJB INDUSTRIES PTY LTD	DRAINAGE SUPPLIES	\$ 14,489.20
9/04/20	71103	MODERN TEACHING AIDS PTY LTD	LIBRARY RESOURCES - TOYS	\$ 340.78
16/04/20	71198	MP ROGERS & ASSOCIATES PTY LTD	CONSULTANCY SERVICES	\$ 1,862.77
3/04/20	70951	MTU DETROIT DIESEL AUSTRALIA	PLANT PURCHASES / SERVICES / PARTS	\$ 10,190.54
30/04/20	71589	MURDOCH UNIVERSITY	RESEARCH SERVICES	\$ 5,283.85
17/04/20	71274	NAADIRAH ISMAIL	BJTP REFUND	\$ 135.00
9/04/20	70985	NALDA HOSKINS	ART SALES	\$ 365.00
16/04/20	71132	NALDA HOSKINS	ART SALES	\$ 49.50
30/04/20	71553	NAOMI SEARLE	STAFF REIMBURSEMENT	\$ 90.00
17/04/20	71283	NARELLE RUBERY	BJTP REFUND	\$ 300.00
16/04/20	71133	NATURAL AREA CONSULTING SERVICES	VEGETATION PROTECTION SUPPLIES	\$ 3,850.00
16/04/20	71185	NATURAL EDGE FRAMING & PHOTOGRAPHY	ART SALES	\$ 26.95
9/04/20	71008	NATURALISTE FAMILY PLAYGROUP INC	CANCELLED PAYMENT	\$ -
16/04/20	71159	NATURALISTE FAMILY PLAYGROUP INC	COMMUNITY GRANT	\$ 4,000.00
9/04/20	70992	NATURALISTE HYGIENE SERVICES	HYGIENE SERVICES	\$ 5,751.43
30/04/20	71572	NATURALISTE HYGIENE SERVICES	HYGIENE SERVICES	\$ 669.19
16/04/20	71165	NATURALISTE TURF	TURF MAINTENANCE SERVICES	\$ 12,320.00
3/04/20	70884	NETSTAR AUSTRALIA PTY LTD	SD TRAINING CARDS FOR WASTE TRUCK TRAINING	\$ 1,819.40
3/04/20	70960	NEVERFAIL SPRINGWATER LTD	WATER REFILL SERVICE - DUNS WASTE FACILITY	\$ 52.05
16/04/20	71257	NEVERFAIL SPRINGWATER LTD	WATER REFILL SERVICE - DUNS WASTE FACILITY	\$ 39.35
22/04/20	71486	NEVERFAIL SPRINGWATER LTD	WATER REFILL SERVICE - DUNS WASTE FACILITY	\$ 39.35
30/04/20	71667	NEVERFAIL SPRINGWATER LTD	WATER REFILL SERVICE - DUNS WASTE FACILITY	\$ 205.25
3/04/20	70917	NICHOLLS MACHINERY	PLANT PURCHASES / SERVICES / PARTS	\$ 2,507.37
9/04/20	71081	NICHOLLS MACHINERY	PLANT PURCHASES / SERVICES / PARTS	\$ 599.50
16/04/20	71206	NICHOLLS MACHINERY	PLANT PURCHASES / SERVICES / PARTS	\$ 322.00
22/04/20	71447	NICHOLLS MACHINERY	PLANT PURCHASES / SERVICES / PARTS	\$ 457.83
30/04/20	71626	NICHOLLS MACHINERY	PLANT PURCHASES / SERVICES / PARTS	\$ 1,315.08
3/04/20	70904	NUDGE PSYCHOLOGICAL ASSESSMENT AND CONSULTANCY	PSYCHOLOGICAL SERVICES	\$ 470.47
3/04/20	70946	NVMS (NOISE & VIBRATION SYSTEMS) P/L	NOISE LEVEL ANALYSER TRAINING	\$ 1,815.00
3/04/20	70850	OCEAN AIR CARPET CARE	CLEANING SERVICES	\$ 49,588.00
30/04/20	71573	OCEAN AIR CARPET CARE	CLEANING SERVICES	\$ 2,244.00

DATE	REF#	NAME	DESCRIPTION	AMOUNT
22/04/20	71409	OCEANIC MARINE	MARINE SERVICES	\$ 578.40
30/04/20	71588	OFFICEWORKS	OFFICE EQUIPMENT SERVICES	\$ 636.88
30/04/20	71595	ONSITE RENTAL GROUP PTY LTD	DRY HIRE	\$ 13,972.83
30/04/20	71565	OPTUS BILLING SERVICES PTY LTD	FIXED INTERNET ACCESS	\$ 567.20
3/04/20	70905	ORACLE CORPORATION AUSTRALIA PTY LIMITED	PROJECT ARCHIVES FOR BMRA PROJECT	\$ 825.00
22/04/20	71440	ORNITHOLOGICAL TECHNICAL SERVICES	AVIATION WILDLIFE RISK MANAGEMENT	\$ 11,000.00
16/04/20	71252	OWEN G ISBEL	ART SALES	\$ 96.80
16/04/20	71131	PANCAKE DESIGNS RESIN	ART SALES	\$ 24.50
3/04/20	70865	PASSMORE AUTOMOTIVE	VEHICLE MAINTENANCE SERVICES	\$ 544.70
9/04/20	71005	PASSMORE AUTOMOTIVE	VEHICLE MAINTENANCE SERVICES	\$ 414.70
21/04/20	71338	PAUL & ROBYN LOWTHER	BJTP REFUND	\$ 100.00
9/04/20	70971	PAUL COLLINS	STAFF REIMBURSEMENT	\$ 100.00
9/04/20	71040	PAUL DEAN	BJTP REFUND	\$ 100.00
9/04/20	71071	PAUL FROMONT	STAFF REIMBURSEMENT	\$ 59.90
9/04/20	71009	PC AUSTRALASIA PTY LTD	FIRE FIGHTING FOAM	\$ 5,456.78
3/04/20	70923	PENDREY AGENCIES P/L	CHEMICAL / RURAL SUPPLIES	\$ 589.89
22/04/20	71453	PENDREY AGENCIES P/L	CHEMICAL / RURAL SUPPLIES	\$ 19.03
21/04/20	71392	PETER & BARBIE HINCHCLIFFE	BJTP REFUND	\$ 100.00
16/04/20	71164	PETER & SHARYN BAKER	WATER CHARGES REIMBURSEMENT	\$ 2,292.50
17/04/20	71280	PETER AND JANE TAYLOR	BJTP REFUND	\$ 100.00
22/04/20	71429	PETER BRIGHTMAN	CARPENTRY SERVICES	\$ 688.60
9/04/20	71068	PETER CHANDLER	RATE REFUND	\$ 270.42
16/04/20	71114	PHIL HOLLETT PHOTOGRAPHY	ART SALES	\$ 147.70
17/04/20	71298	PHILIP & JANELLE D'SOUZA	BJTP REFUND	\$ 208.00
24/04/20	71306	PHILIP & LIGIJA REED	CANCELLED PAYMENT	\$ -
30/04/20	71614	PHILIP & LIGIJA REED	BJTP REFUND	\$ 201.00
30/04/20	71621	PK COURIERS	COURIER SERVICES	\$ 531.30
9/04/20	71019	POWER MEDICAL CENTRE	PRE EMPLOYMENT MEDICAL	\$ 159.50
3/04/20	70930	PRESTIGE PRODUCTS	HOSPITALITY EQUIPMENT SUPPLIER	\$ 283.85
9/04/20	70989	PRIMARY LOGISTICS	PUBLIC ART & CONSULTING SERVICES	\$ 1,724.80
30/04/20	71555	PRIME SUPPLIES	SAFETY EQUIPMENT	\$ 822.80
9/04/20	70980	PROCARE LOCKSMITHS	LOCK AND SECURITY SERVICES	\$ 2,639.00
9/04/20	71034	PROFESSIONAL CABLING SERVICES	CABLING SERVICES	\$ 231.00
22/04/20	71439	PROFESSIONAL CABLING SERVICES	CABLING SERVICES	\$ 2,508.00
3/04/20	70928	PRO-LINE KERBING	KERBING SERVICES	\$ 3,678.07
16/04/20	71212	PRO-LINE KERBING	KERBING SERVICES	\$ 1,771.00
30/04/20	71634	PRO-LINE KERBING	KERBING SERVICES	\$ 1,848.00
3/04/20	70855	PVR INDUSTRIAL PTY LTD	INDUSTRIAL PUMP REPAIRS	\$ 1,721.50
9/04/20	70996	PVR INDUSTRIAL PTY LTD	REACTIVE WORKS - SEWERAGE ISSUES	\$ 885.50
3/04/20	70903	R & M CHAMBERLAIN	BJTP REFUND	\$ 326.00
17/04/20	71263	RACHEL FAIRHAM	BJTP REFUND	\$ 100.00
9/04/20	71020	RAFELL HERRERA	ARTWORK	\$ 1,499.00
16/04/20	71184	RAPISCAN SYSTEMS PTY LTD	BAGGAGE HANDLING EQUIPMENT	\$ 412,906.11
21/04/20	71351	REBECCA HUGHES	BJTP REFUND	\$ 100.00
21/04/20	71366	REBECCA HUGHES	BJTP REFUND	\$ 100.00
21/04/20	71342	REBECCA SHEPHERDSON	BJTP REFUND	\$ 156.00
22/04/20	71475	REECE PTY LIMITED	PLUMBING SERVICES	\$ 276.06
9/04/20	71038	REGAL SPORTSWEAR PTY LTD	UNIFORMS AND PROMOTIONAL PRODUCTS	\$ 1,419.00
3/04/20	70932	REPCO AUTO PARTS	PLANT PURCHASES / SERVICES / PARTS	\$ 362.67
9/04/20	71088	REPCO AUTO PARTS	PLANT PURCHASES / SERVICES / PARTS	\$ 931.70
16/04/20	71219	REPCO AUTO PARTS	PLANT PURCHASES / SERVICES / PARTS	\$ 283.50
21/04/20	71371	RICHARD HAMMETT	BJTP REFUND	\$ 50.00
21/04/20	71354	RICHARD KING	BJTP REFUND	\$ 382.00
9/04/20	71105	RICOH BUSINESS CENTRE	OFFICE EQUIPMENT SERVICES - PHOTOCOPYING	\$ 2,847.31
22/04/20	71428	RILEY CONSULTING	CONSULTANCY SERVICES	\$ 1,540.00
16/04/20	71251	RMS (AUST) PTY LTD	SOFTWARE SERVICES	\$ 85.80
30/04/20	71660	RMS (AUST) PTY LTD	SOFTWARE SERVICES	\$ 77.55
17/04/20	71299	ROB & JODIE CHIELLINI	BJTP REFUND	\$ 100.00
20/04/20	71320	ROB CARR	ROADWORKS BOND REFUND	\$ 20,000.00
29/04/20	71542	ROB PUGH	BJTP REFUND	\$ 100.00
17/04/20	71273	ROBERT & DIANNE WATT	BJTP REFUND	\$ 90.00
21/04/20	71381	ROBERT & JOAN STEPHEN	BJTP REFUND	\$ 100.00
16/04/20	71191	ROBERT ANTONY	RATE REFUND	\$ 2,763.70
17/04/20	71305	ROBERT DAVIS	BJTP REFUND	\$ 190.00
17/04/20	71290	ROBERT WILLIAMS	BJTP REFUND	\$ 410.50
17/04/20	71277	ROBERT WITTINGHAM	BJTP REFUND	\$ 100.00
30/04/20	71618	ROCCO CARATOZZOLO	BJTP REFUND	\$ 156.00
29/04/20	71539	ROCHELLE PRATLEY	BJTP REFUND	\$ 200.00
21/04/20	71346	ROD & RENEE COWLEY	BJTP REFUND	\$ 243.00
16/04/20	71214	ROD'S AUTO ELECTRICS	AUTO ELECTRICAL SERVICES	\$ 1,080.97
17/04/20	71287	ROMEO A & MARGARET A PERSIC	BJTP REFUND	\$ 201.00
29/04/20	71514	RON AND ANN KENNEDY	BJTP REFUND	\$ 100.00
3/04/20	70918	ROYAL LIFE SAVING SOCIETY - WESTERN AUSTRALIA	FIRST AID AND SAFETY MATERIALS	\$ 308.00

6.1

Attachment A

List of Payments for April 2020

DATE	REF#	NAME	DESCRIPTION	AMOUNT
17/04/20	71259	RST WELDING & FABRICATIONS	TRAILER MANUFACTURE	\$ 2,600.00
30/04/20	71563	RST WELDING & FABRICATIONS	TRAILER MANUFACTURE	\$ 1,800.00
22/04/20	71465	RUBEK AUTOMATIC DOORS	AUTOMATIC DOOR SERVICES	\$ 4,631.00
21/04/20	71370	RUBY DELACEY	BJTP REFUND	\$ 297.00
21/04/20	71387	RUSSELL & MERILYN HALL	BJTP REFUND	\$ 328.00
16/04/20	71248	SAFE & SURE SECURITY PTY LTD	SECURITY SERVICES - ALARM OCCURRENCE	\$ 1,001.00
16/04/20	71192	SALLY EVANS	RATE REFUND	\$ 549.63
3/04/20	70895	SAMANTHA ELLIS	ARTGEO WORKSHOPS	\$ 296.00
20/04/20	71316	SARAH PIERSON	STAFF REIMBURSEMENT	\$ 82.43
21/04/20	71324	SCOTT & RACHEL NEWTON	BJTP REFUND	\$ 334.00
3/04/20	70874	SEA CHANGE NEWS	PERIODICALS AND NEWSPAPERS	\$ 352.13
16/04/20	71166	SEA CHANGE NEWS	STATIONERY AND OFFICE SUPPLIES	\$ 100.80
16/04/20	71181	SELECT CIVIL PTY LTD	EQUIPMENT HIRE	\$ 19,360.00
30/04/20	71609	SELECT CIVIL PTY LTD	EQUIPMENT HIRE	\$ 15,972.00
21/04/20	71363	SHARLEEN RAUH	BJTP REFUND	\$ 201.00
9/04/20	71101	SHENTON PUMPS	POOL SERVICES	\$ 2,543.46
29/04/20	71518	SHEREE DOUGAN	BJTP REFUND	\$ 208.00
21/04/20	71390	SHEREE DUMINSKI	BJTP REFUND	\$ 285.00
17/04/20	71266	SHERYLE HARMER	BJTP REFUND	\$ 400.00
16/04/20	71190	SHIRLEY TERRY	BJTP REFUND	\$ 291.00
30/04/20	71665	SHORE COASTAL PTY LTD	COASTAL CONSULTANCY SERVICES	\$ 11,385.00
9/04/20	70975	SHOREWATER MARINE PTY LTD	BSN JETTY REFURBISHMENT	\$ 60,162.29
30/04/20	71550	SHOREWATER MARINE PTY LTD	FOOTBRIDGE REFURBISHMENT	\$ 6,479.00
21/04/20	71331	SIMON LOWTHER	BJTP REFUND	\$ 100.00
20/04/20	71319	SIMON SPARKES	STAFF REIMBURSEMENT	\$ 30.90
22/04/20	71437	SKIDATA AUSTRALASIA	CARPARK EQUIPMENT	\$ 1,280.35
9/04/20	70963	SMARTSALARY PTY LTD	SALARY PACKAGING SERVICE	\$ 19,654.48
23/04/20	71490	SMARTSALARY PTY LTD	SALARY PACKAGING SERVICE	\$ 24,306.35
9/04/20	71023	SMEC AUSTRALIA PTY LTD	ENGINEERING SERVICES	\$ 26,599.10
29/04/20	71538	SONIA CARTER	BJTP REFUND	\$ 100.00
9/04/20	71111	SOUTH WEST CATCHMENT COUNCIL	BOND REFUND	\$ 239.00
16/04/20	71158	SOUTH WEST COMPRESSORS	COMPRESSOR SALES AND SERVICE	\$ 511.28
3/04/20	70879	SOUTH WEST IRRIGATION MANAGEMENT SOLUTIONS	IRRIGATION AND PROJECT MANAGEMENT	\$ 3,410.00
30/04/20	71615	SOUTH WEST IRRIGATION MANAGEMENT SOLUTIONS	IRRIGATION AND PROJECT MANAGEMENT	\$ 363.00
16/04/20	71216	SOUTH WEST ISUZU	PLANT PURCHASES / SERVICES / PARTS	\$ 40.20
22/04/20	71455	SOUTH WEST ISUZU	PLANT PURCHASES / SERVICES / PARTS	\$ 726.13
16/04/20	71208	SOUTH WEST MACHINING CENTRE	PLANT MAINTENANCE SERVICES	\$ 451.00
30/04/20	71631	SOUTH WEST MACHINING CENTRE	PLANT MAINTENANCE SERVICES	\$ 286.00
3/04/20	70880	SOUTH WEST OFFICE NATIONAL	STATIONERY	\$ 545.28
9/04/20	71021	SOUTH WEST OFFICE NATIONAL	STATIONERY	\$ 513.96
30/04/20	71599	SOUTH WEST OFFICE NATIONAL	STATIONERY	\$ 142.46
22/04/20	71449	SOUTH WEST STEEL PRODUCTS	STEEL PRODUCTS SUPPLIER	\$ 515.88
30/04/20	71628	SOUTH WEST STEEL PRODUCTS	STEEL PRODUCTS SUPPLIER	\$ 537.35
3/04/20	70839	SOUTH WEST WINDSCREEN & GLASS	PLANT WINDSCREEN REPAIRS	\$ 1,635.00
9/04/20	71006	SOUTHERN ATU SERVICES PTY LTD	WASTE MANAGEMENT SERVICES	\$ 175.20
22/04/20	71424	SOUTHERN ATU SERVICES PTY LTD	WASTE MANAGEMENT SERVICES	\$ 179.60
30/04/20	71583	SOUTHERN ATU SERVICES PTY LTD	WASTE MANAGEMENT SERVICES	\$ 1,020.50
22/04/20	71415	SOUTHWEST OUTDOOR POWER	PLANT PURCHASES / SERVICES / PARTS	\$ 26.00
9/04/20	71098	SOUTHWEST TYRE SERVICE	PLANT TYRE SUPPLIER / REPAIRER	\$ 3,353.50
16/04/20	71232	SOUTHWEST TYRE SERVICE	PLANT TYRE SUPPLIER / REPAIRER	\$ 8,828.00
22/04/20	71469	SOUTHWEST TYRE SERVICE	PLANT TYRE SUPPLIER / REPAIRER	\$ 709.00
30/04/20	71651	SOUTHWEST TYRE SERVICE	PLANT TYRE SUPPLIER / REPAIRER	\$ 2,670.00
30/04/20	71575	SPRAYMOW SERVICES	BUSH FIRE INSPECTION WORKS/WEED CONTROL	\$ 1,331.00
9/04/20	70987	SPYKER TECHNOLOGIES PTY LTD	CCTV PRODUCTS AND SERVICES	\$ 28,144.45
16/04/20	71139	SPYKER TECHNOLOGIES PTY LTD	CCTV PRODUCTS AND SERVICES	\$ 6,745.64
22/04/20	71413	SPYKER TECHNOLOGIES PTY LTD	CCTV PRODUCTS AND SERVICES	\$ 660.00
30/04/20	71568	SPYKER TECHNOLOGIES PTY LTD	CCTV PRODUCTS AND SERVICES	\$ 11,645.38
9/04/20	70977	ST JOHN AMBULANCE	FIRST AID AND SAFETY MATERIALS	\$ 78.92
3/04/20	70863	STALEY FOOD & PACKAGING	CLEANING CHEMICALS	\$ 2,329.62
9/04/20	71003	STALEY FOOD & PACKAGING	CLEANING CHEMICALS	\$ 135.00
22/04/20	71422	STALEY FOOD & PACKAGING	CLEANING CHEMICALS	\$ 1,126.40
17/04/20	71313	STEPHEN & MARIE WHITECUNAS	BJTP REFUND	\$ 100.00
29/04/20	71517	STEPHEN & MARILYN CAPARN	BJTP REFUND	\$ 100.00
21/04/20	71391	STEVE & SHEENA NEWTON	BJTP REFUND	\$ 100.00
9/04/20	71051	STEVEN PROCTOR	BJTP REFUND	\$ 198.00
3/04/20	70910	STEWART & HEATON CLOTHING CO PTY LTD	PROTECTIVE CLOTHING SUPPLIER	\$ 201.80
9/04/20	70962	STOCKER PRESTON	RENT - A NOTTLE	\$ 860.00
23/04/20	71489	STOCKER PRESTON	RENT - A NOTTLE	\$ 860.00
30/04/20	71547	STOCKER PRESTON	STRATA LEVY FEES & WATER CONSUMPTION	\$ 4,429.70
9/04/20	71110	STRATAGREEN	NURSERY SUPPLIES	\$ 3,833.25
30/04/20	71603	STRUCTWELL ENGINEERS	STRUCTURAL ENGINEERING CONSULTANTS	\$ 247.50
21/04/20	71383	STUART BARTHOLOMEW & HELEN WANLESS	BJTP REFUND	\$ 42.00
17/04/20	71295	SUE AUSTIN	BJTP REFUND	\$ 248.00

DATE	REF#	NAME	DESCRIPTION	AMOUNT
21/04/20	71336	SUE CURR	BJTP REFUND	\$ 100.00
16/04/20	71140	SUE KALAB	ART SALES / WORKSHOP	\$ 28.00
17/04/20	71279	SUE MCCOLL	BJTP REFUND	\$ 142.00
29/04/20	71516	SUE-ANN GREEN & SHAREN ROBINSON	BJTP REFUND	\$ 100.00
16/04/20	71241	SUEZ RECYCLING & RECOVERY PTY LTD	WASTE MANAGEMENT SERVICES	\$ 4,288.94
9/04/20	70970	SUPERCHOICE	SUPERANNUATION	\$ 164,367.56
23/04/20	71497	SUPERCHOICE	SUPERANNUATION	\$ 164,708.19
9/04/20	71007	SUPPER ROAD	CATERING	\$ 1,860.00
3/04/20	70949	SURVCON PTY LTD	SURVEY SERVICES	\$ 5,280.00
22/04/20	71479	SURVCON PTY LTD	SURVEY SERVICES	\$ 4,625.51
9/04/20	71024	SURVEYING SOUTH	SURVEYING SERVICES	\$ 5,940.00
3/04/20	70899	SURVEYTECH TRAFFIC SURVEYS PTY LTD	TRAFFIC SURVEYS	\$ 6,600.00
21/04/20	71368	SUSAN TURNBULL	BJTP REFUND	\$ 100.00
3/04/20	70861	SW ENVIRONMENTAL	ENVIRONMENTAL SERVICES	\$ 2,975.50
30/04/20	71580	SW ENVIRONMENTAL	ENVIRONMENTAL SERVICES	\$ 893.75
1/05/20	71670	SW ENVIRONMENTAL	ENVIRONMENTAL SERVICES	\$ 1,413.50
3/04/20	70929	SW PRECISION PRINT	PRINTING SERVICES	\$ 3,211.00
16/04/20	71215	SW PRECISION PRINT	PRINTING SERVICES	\$ 565.00
30/04/20	71635	SW PRECISION PRINT	PRINTING SERVICES	\$ 3,516.00
3/04/20	70872	SWEET & UNIQUE (WA) PTY LTD T/AS LUV A LOLLY	CONFECTIONERY - GLC CAFÉ	\$ 265.38
9/04/20	71049	T & R MARKLAND	BJTP REFUND	\$ 257.00
23/04/20	71405	TACTILE INDICATORS PTY LTD	CANCELLED PAYMENT	\$ -
30/04/20	71559	TACTILE INDICATORS PTY LTD	TERRACOTTA PATHFINDERS	\$ 1,536.00
3/04/20	70838	TALIS CONSULTANTS PTY LTD ATF TALIS UNIT TRUST	CONCEPTUAL DESIGNS	\$ 15,398.63
29/04/20	71505	TANYA CARTER	BJTP REFUND	\$ 156.00
29/04/20	71531	TARA KLESZCZ	BJTP REFUND	\$ 100.00
3/04/20	70896	TECH WINDOW GAVIN KENNETH BARNES t/as	IT SUPPORT AND RETAIL SALES	\$ 99.95
30/04/20	71552	TELSTRA DCR&M	MAINTENANCE & REPAIR SERVICES	\$ 4,558.55
17/04/20	71286	TERRANCE & CHRISTINA RICHARDS	BJTP REFUND	\$ 114.00
17/04/20	71281	TERRY & JULIA LINDLEY	BJTP REFUND	\$ 100.00
29/04/20	71540	TERRY & SHARON FUSSELL	BJTP REFUND	\$ 100.00
21/04/20	71380	TERRY & SHAUNA MAGGS	BJTP REFUND	\$ 100.00
9/04/20	71073	TESS MCCUBBING	STAFF REIMBURSEMENT	\$ 99.30
3/04/20	70871	THE DRUG DETECTION AGENCY - SOUTH WA	DRUG AND ALCOHOL MANAGEMENT SERVICES	\$ 813.97
9/04/20	70997	THE PLANT SUPPLY CO	NURSERY SERVICES	\$ 565.40
16/04/20	71120	THE TUBE NURSERY - MARGARET RIVER	NURSERY SUPPLIES	\$ 975.00
16/04/20	71179	THINK WATER DUNSBOROUGH	RETICULATION SERVICES	\$ 34,607.95
22/04/20	71436	THINK WATER DUNSBOROUGH	RETICULATION SERVICES	\$ 6,565.00
30/04/20	71608	THINK WATER DUNSBOROUGH	RETICULATION SERVICES	\$ 832.90
16/04/20	71193	TIM ALLINGHAM	STAFF REIMBURSEMENT	\$ 52.00
16/04/20	71172	TOLL TRANSPORT PTY LTD	COURIER SERVICES	\$ 139.66
22/04/20	71432	TOLL TRANSPORT PTY LTD	COURIER SERVICES	\$ 162.80
30/04/20	71602	TOLL TRANSPORT PTY LTD	COURIER SERVICES	\$ 22.66
21/04/20	71350	TONY & EBONY LEGG	BJTP REFUND	\$ 100.00
3/04/20	70940	TOTAL EDEN PTY LTD	RETICULATION SUPPLIES	\$ 784.81
9/04/20	71095	TOTAL EDEN PTY LTD	RETICULATION SUPPLIES	\$ 577.50
16/04/20	71227	TOTAL EDEN PTY LTD	RETICULATION SUPPLIES	\$ 15,837.10
30/04/20	71647	TOTAL EDEN PTY LTD	RETICULATION SUPPLIES	\$ 46,933.59
3/04/20	70952	TOTAL HORTICULTURAL SERVICES	LANDSCAPING SERVICES	\$ 72,337.84
22/04/20	71481	TOTAL HORTICULTURAL SERVICES	LANDSCAPING SERVICES	\$ 532.00
30/04/20	71659	TOTAL HORTICULTURAL SERVICES	LANDSCAPING SERVICES	\$ 14,926.87
1/05/20	71671	TOTAL HORTICULTURAL SERVICES	LANDSCAPING SERVICES	\$ 7,178.07
16/04/20	71170	TOTAL TOOLS	VARIOUS TOOLS	\$ 308.00
16/04/20	71258	T-QUIP	MOWER PARTS & SERVICE	\$ 169.35
30/04/20	71668	T-QUIP	MOWER PARTS & SERVICE	\$ 468.60
21/04/20	71374	TRACY COTTIER	BJTP REFUND	\$ 208.00
9/04/20	71054	TRACY LUDLEY	BJTP REFUND	\$ 200.00
16/04/20	71249	TRADE HIRE	PLANT HIRE & EQUIPMENT SERVICES	\$ 10,894.19
16/04/20	71113	TRAFFIC FORCE	TRAFFIC MANAGEMENT SERVICES	\$ 17,291.54
22/04/20	71394	TRAFFIC FORCE	TRAFFIC MANAGEMENT SERVICES	\$ 18,607.75
30/04/20	71544	TRAFFIC FORCE	TRAFFIC MANAGEMENT SERVICES	\$ 184.80
9/04/20	71079	TREVORS CARPETS BUSSELTON	FLOOR COVERING SERVICE	\$ 1,496.00
3/04/20	70864	TRUCK CENTRE (WA) PTY LTD	NEW VEHICLE PARTS & SERVICE	\$ 112.72
9/04/20	71004	TRUCK CENTRE (WA) PTY LTD	NEW VEHICLE PARTS & SERVICE	\$ 338.15
30/04/20	71581	TRUCK CENTRE (WA) PTY LTD	NEW VEHICLE PARTS & SERVICE	\$ 544.20
3/04/20	70894	TRUCKLINE	PLANT PURCHASES / SERVICES / PARTS	\$ 419.99
9/04/20	71036	TRUCKLINE	PLANT PURCHASES / SERVICES / PARTS	\$ 419.99
30/04/20	71577	TRUE TRACK TRUCK ALIGNING	WHEEL ALIGNMENT SERVICES	\$ 484.00
3/04/20	70862	UNDALUP ASSOCIATION INC	CULTURAL AWARENESS TRAINING	\$ 7,700.00
16/04/20	71125	URSULA FAHRER	ART SALES	\$ 18.00
16/04/20	71146	VALSPAR PAINT	PAINTING SUPPLIES	\$ 581.62
9/04/20	71065	VARIETY WA	BOND REFUND	\$ 100.00
3/04/20	70857	VASSE BINS	BULK BIN SERVICES	\$ 395.00

DATE	REF#	NAME	DESCRIPTION	AMOUNT
17/04/20	71293	VAUGHN DOYLE	BJTP REFUND	\$ 160.00
30/04/20	71620	VERVE LIVING PTY LTD	SUNDRY REFUND	\$ 30.00
9/04/20	71070	VIDEHA KLAASSEN	ARTGEO REFUND	\$ 50.00
21/04/20	71329	VIVIENNE DAWSON	BJTP REFUND	\$ 292.00
3/04/20	70936	W.A. HINO SALES & SERVICE	PLANT PURCHASES / SERVICES / PARTS	\$ 1,332.97
9/04/20	70978	WA EXTERNAL SOLUTIONS	ROOF & GUTTER MAINTENANCE	\$ 2,970.00
30/04/20	71556	WA EXTERNAL SOLUTIONS	GUTTER MAINTENANCE	\$ 1,514.40
3/04/20	70907	WA RETURN RECYCLE RENEW	BOND REFUND	\$ 333.00
22/04/20	71466	WA TREASURY CORPORATION	LOAN REPAYMENTS	\$ 116,424.05
22/04/20	71408	WAVESOUND PTY LTD	LIBRARY RESOURCES	\$ 4,323.15
9/04/20	71062	WAYNE & GAIL LOWE	BJTP REFUND	\$ 343.00
21/04/20	71369	WAYNE BENTLEY	BJTP REFUND	\$ 100.00
16/04/20	71134	WELARM PTY LTD	BUSSELTON GROUNDWATER INVESTIGATION	\$ 4,800.15
16/04/20	71151	WELL DONE INTERNATIONAL PTY LTD	AFTERHOURS CALL CENTRE SERVICE	\$ 2,790.48
21/04/20	71334	WENDY & JEFF EVANS	BJTP REFUND	\$ 201.00
16/04/20	71222	WEST OZ LINEMARKING	LINE MARKING SERVICES	\$ 1,100.00
22/04/20	71459	WEST OZ LINEMARKING	LINE MARKING SERVICES	\$ 8,181.80
30/04/20	71638	WEST OZ LINEMARKING	LINE MARKING SERVICES	\$ 21,766.80
3/04/20	70883	WESTBOOKS	LIBRARY RESOURCES	\$ 627.09
16/04/20	71142	WESTERN IRRIGATION PTY LTD	BORE AND IRRIGATION SERVICES	\$ 1,584.00
22/04/20	71416	WESTERN IRRIGATION PTY LTD	BORE AND IRRIGATION SERVICES	\$ 7,194.00
30/04/20	71574	WESTERN IRRIGATION PTY LTD	BORE AND IRRIGATION SERVICES	\$ 11,314.88
3/04/20	70920	WESTERN POWER CORPORATION	ELECTRICAL SERVICES	\$ 8,460.00
22/04/20	71450	WESTERN POWER CORPORATION	ELECTRICAL SERVICES	\$ 1,320.00
30/04/20	71630	WESTERN POWER CORPORATION	ELECTRICAL SERVICES	\$ 9,207.00
3/04/20	70935	WESTRAC EQUIPMENT P/L	PLANT PURCHASES / SERVICES / PARTS	\$ 298.78
9/04/20	71089	WESTRAC EQUIPMENT P/L	PLANT PURCHASES / SERVICES / PARTS	\$ 1,222.95
16/04/20	71223	WESTRAC EQUIPMENT P/L	PLANT PURCHASES / SERVICES / PARTS	\$ 147.04
22/04/20	71460	WESTRAC EQUIPMENT P/L	PLANT PURCHASES / SERVICES / PARTS	\$ 1,558.76
30/04/20	71640	WESTRAC EQUIPMENT P/L	PLANT PURCHASES / SERVICES / PARTS	\$ 412.59
3/04/20	70840	WESTSIDE TILT TRAY SERVICE	ABANDONED CAR REMOVAL	\$ 165.00
22/04/20	71411	WESTSIDE TILT TRAY SERVICE	ABANDONED CAR REMOVAL	\$ 330.00
30/04/20	71564	WESTSIDE TILT TRAY SERVICE	ABANDONED CAR REMOVAL	\$ 330.00
9/04/20	71000	WHITCOMBE DRAFTING SERVICES	CIVIL DESIGN AND DRAFTING	\$ 3,022.50
22/04/20	71431	WHO'S ON LOCATION LIMITED	ELECTRONIC VISITOR MANAGEMENT SYSTEM	\$ 70.00
21/04/20	71340	WILLIAM & GILLIAN FOOTE	BJTP REFUND	\$ 260.00
3/04/20	70924	WINC AUSTRALIA PTY LTD	STATIONERY SUPPLIER	\$ 11.45
9/04/20	71084	WINC AUSTRALIA PTY LTD	STATIONERY SUPPLIER	\$ 232.55
16/04/20	71210	WINC AUSTRALIA PTY LTD	STATIONERY SUPPLIER	\$ 591.42
30/04/20	71632	WINC AUSTRALIA PTY LTD	STATIONERY SUPPLIER	\$ 225.47
30/04/20	71590	WOODHOUSE SERVICES	TRANSPORT SERVICES	\$ 616.00
3/04/20	70938	WORK CLOBBER	PROTECTIVE CLOTHING SUPPLIER	\$ 98.00
9/04/20	71093	WORK CLOBBER	PROTECTIVE CLOTHING SUPPLIER	\$ 775.00
16/04/20	71226	WORK CLOBBER	PROTECTIVE CLOTHING SUPPLIER	\$ 2,316.15
22/04/20	71463	WORK CLOBBER	PROTECTIVE CLOTHING SUPPLIER	\$ 1,705.00
30/04/20	71646	WORK CLOBBER	PROTECTIVE CLOTHING SUPPLIER	\$ 1,100.00
9/04/20	71014	WORKSAFE GUARDIAN AUSTRALIA	WORKSAFE FOR RANGERS WELFARE	\$ 891.00
22/04/20	71477	WREN OIL	WASTE OIL SERVICES	\$ 1,006.50
3/04/20	70853	YAHAVA KOFFEE WORKS WHOLESAL	COFFEE PRODUCTS GLC	\$ 395.00
9/04/20	70995	YAHAVA KOFFEE WORKS WHOLESAL	COFFEE PRODUCTS GLC CAFÉ	\$ 218.00
9/04/20	71030	YELVERTON LIQUID WASTE	LIQUID WASTE REMOVAL	\$ 1,173.70
16/04/20	71183	YELVERTON LIQUID WASTE	LIQUID WASTE REMOVAL	\$ 5,787.10
30/04/20	71611	YELVERTON LIQUID WASTE	LIQUID WASTE REMOVAL	\$ 678.70
21/04/20	71375	YVONNE MCDONALD	BJTP REFUND	\$ 125.00
				\$ 5,684,859.46





TRUST ACCOUNT PAYMENTS APRIL 2020				
DATE	REF#	NAME	DESCRIPTION	AMOUNT
9/4/2020	7510	CITY OF BUSSELTON	VARIOUS REIMBURSEMENTS	\$ 672.75
9/4/2020	7511	CONSTRUCTION TRAINING FUND	BCITF LEVY	\$ 1,352.41
9/4/2020	7509	DEPARTMENT OF MINES, INDUSTRY REGULATION & SAFET	BUILDING SERVICES LEVY	\$ 31,783.53
				\$ 33,808.69

INTERNAL PAYMENTS APRIL 2020				
DATE	REF#	NAME	DESCRIPTION	AMOUNT
21/04/2020	4107	33 SOUTH BUILDING GROUP PTY	REFUND OF RATE OVERPAYMENT	\$ 1,508.00
29/03/2020	4116	A.N.Z. BANK - VISA CARD	CREDIT CARD PAYMENT - DETAILED BELOW	\$ 13,015.81
			HEAVY VEHICLE PERMITS	\$ 25.00
			HEAVY VEHICLE PERMITS	\$ 25.00
			HEAVY VEHICLE PERMITS	\$ 25.00
			HEAVY VEHICLE PERMITS	\$ 25.00
			WP APPLIC - HOTEL SITE 1	\$ 497.92
			HEAVY VEHICLE PERMITS	\$ 50.00

DATE	REF#	NAME	DESCRIPTION	AMOUNT
			HEAVY VEHICLE PERMITS	\$ 50.00
			HEAVY VEHICLE PERMITS	\$ 50.00
			HEAVY VEHICLE PERMITS	\$ 50.00
			VALET PARKING	\$ 35.38
			MEALS WHILST ON TRAINING	\$ 196.10
			MEALS WHILST ON TRAINING	\$ 196.10
			MEALS WHILST ON TRAINING	\$ 31.00
			MEALS WHILST ON TRAINING	\$ 31.00
			MEALS - IPWEA CONFERENCE	\$ 82.00
			MEALS - IPWEA CONFERENCE	\$ 107.00
			ICLOUD STORAGE	\$ 4.49
			LOAD HEIGHTS LESS THAN 4.6M PERMIT	\$ 60.00
			LOAD HEIGHTS LESS THAN 4.6M PERMIT	\$ 60.00
			MEDIA CALL - REMOVAL BTC COURTS	\$ 60.00
			WHITE CARD TRAINING - PROCESSING FEE	\$ 0.76
			WHITE CARD TRAINING	\$ 59.00
			WHITE CARD TRAINING	\$ 75.00
			WHITE CARD TRAINING - PROCESSING FEE	\$ 0.94
			RSA COURSE TRAINING	\$ 49.00
			RSA COURSE TRAINING - PROCESSING FEE	\$ 0.65
			FACEBOOK ADVERTISING NCC	\$ 33.07
			FACEBOOK ADVERTISING GLC	\$ 1.01
			FACEBOOK ADVERTISING ARTGEO	\$ 100.83
			FACEBOOK ADVERTISING YOUTH	\$ 0.23
			FACEBOOK ADVERTISING PROCESSING FEE	\$ 4.05
			PHOENIX SOFTWARE MONTHLY SUBSCRIPTION	\$ 23.67
			HANDI BINS SMALL - AIRPORT	\$ 1,526.45
			HACKY SACKS	\$ 796.40
			MONTHLY SUBSCRIPTION MUSIC	\$ 17.99
			MONTHLY ARTWORK PURCHASES	\$ 1.03
			BRAILLE SIGN "TOILET"	\$ 31.45
			BAY TO BAY ELECTRONIC NEWSLETTER	\$ 304.94
			FUEL	\$ 61.88
			LUNCH FOR SUGITO DELEGATION	\$ 1,133.00
			EXEMPTION RENEWAL ADMIN FEE	\$ 75.00
			DOMAIN RENEWAL	\$ 124.62
			ACCOMMODATION - TECHONE UPGRADE	\$ 135.00
			ACCOM. CUSTOMER SVC MEETING & JUICE IT DAY	\$ 184.00
			CLOUD STORAGE	\$ 4.49
			DOMAIN RENEWAL	\$ 45.21
			ZOOM LICENCES	\$ 23.78
			DOMAIN RENEWAL	\$ 45.21
			PROJECT MANAGEMENT SOFTWARE	\$ 2,668.32
			ZOOM LICENCES	\$ 23.78
			ZOOM LICENCES	\$ 642.11
			ZOOM LICENCES	\$ 165.70
			ZOOM LICENCES	\$ 194.58
			DOMAIN RENEWAL	\$ 90.41
			VALUES DRIVEN LEADERSHIP PEOPLE & CULTURE	\$ 70.00
			ASBESTOS AWARENESS IN THE WORKPLACE	\$ 49.00
			AUSTRALIAN STANDARDS	\$ 888.96
			ASBESTOS AWARENESS ELEARNING	\$ 75.00
			ACCOM. COMM GOV OF GREEN SPACE	\$ 180.00
			ACCOM. P SHERIDAN BUDGET WORKSHOP	\$ 249.69
			ACCOM. J CORKER BUDGET WORKSHOP	\$ 232.44
			ACCOM. E GOWEGATI BUDGET WORKSHOP	\$ 230.41
			MEMBERSHIP - INT INST OF BUSINESS ANALYSTS	\$ 195.61
			PRE-EMPLOYMENT MEDICAL	\$ 159.55
			WEBINAR CANCELLED	\$ 70.00
			STATIONERY FOR WORKSHOP	\$ 102.20
			CATERING - INCIDENT #469341	\$ 338.00
			CATERING - INCIDENT #469341	\$ 10.40
21/04/2020	4105	ABLE PLANNING & PROJECT MANAGEMENT	WITHDRAWN DA APPLICATION REFUND	\$ 3,242.00
21/04/2020	4106	AJ & J D'ESPEISSIS	REFUND OF RATE OVERPAYMENT	\$ 9,258.43
21/04/2020	4114	AM BIDEWELL & KS BIDEWELL	REFUND OF RATE OVERPAYMENT	\$ 435.00
1/04/2020	4095	ANZ BANK	BANK FEES	\$ 6,036.59
3/04/2020	4097	ANZ BANK	BANK FEES	\$ 169.82
3/04/2020	4098	ANZ BANK	BANK FEES	\$ 5,829.85
3/04/2020	4099	ANZ BANK	BANK FEES	\$ 358.06
3/04/2020	4100	ANZ BANK	BANK FEES	\$ 338.05
2/04/2020	4089	BUSSELTON SHEDS PLUS	CANCELLED DA FEE REFUND	\$ 147.00
31/03/2020	4094	CALTEX AUSTRALIA PETROLEUM PTY LTD	FUEL SERVICES	\$ 62,912.66
27/3/2020	4087	CITY OF BUSSELTON WAGES AND SALARIES	SPECIAL PAY	\$ 252.88

DATE	REF#	NAME	DESCRIPTION	AMOUNT
8/4/2020	4088	CITY OF BUSSELTON WAGES AND SALARIES	PAYROLL CITY OF BUSSELTON	\$ 767,929.91
22/04/2020	4101	CITY OF BUSSELTON WAGES AND SALARIES	PAYROLL CITY OF BUSSELTON	\$ 763,310.74
27/04/2020	4119	CM FORSYTH	REFUND OF RATE OVERPAYMENT	\$ 1,759.00
15/04/2020	4093	COMMONWEALTH BANK	BANK FEES	\$ 506.65
3/04/2020	4096	COMMONWEALTH BANK	BANK FEES	\$ 4,914.11
22/04/2020	4104	DALE ALCOCK HOMES	REFUND OVERPAYMENT OF DA APPLICATION	\$ 124.00
24/04/2020	4118	DL VANDERLEER & DK WHITEHEAD	REFUND OF RATE OVERPAYMENT	\$ 990.00
8/04/2020	4090	HG PANEK AND CH PANEK	REFUND OF RATE OVERPAYMENT	\$ 2,175.94
21/04/2020	4109	J PARRY	REFUND OF RATE OVERPAYMENT	\$ 347.00
21/04/2020	4111	JS & AF PTY LTD	REFUND OF RATE OVERPAYMENT	\$ 1,547.95
27/04/2020	4117	K JENSEN	REFUND OF RATE OVERPAYMENT	\$ 608.38
21/04/2020	4115	L & DJ DOUGLAS	REFUND OF RATE OVERPAYMENT	\$ 541.00
9/04/2020	4092	LIFELINE WA	CANCELLED BOOKING FEE REFUND	\$ 410.00
17/04/2020	4102	MA YATES	WITHDRAWN DA APPLICATION REFUND	\$ 124.00
21/04/2020	4113	OWNERS OF 1/332 GEO BAY ROAD	REFUND OF UNKNOWN PAYMENT	\$ 250.00
21/04/2020	4110	P & B HODGE	REFUND OF RATE OVERPAYMENT	\$ 2,123.97
21/04/2020	4112	R COUZENS	REFUND OF RATE OVERPAYMENT	\$ 1,350.00
21/04/2020	4108	RA BLACK	REFUND OF RATE OVERPAYMENT	\$ 3,149.59
14/04/2020	4091	SP AND MM HOTCHIN	REFUND OVERPAYMENT OF DA APPLICATION	\$ 271.00
22/04/2020	4103	Z G EDWARD & H S PACKARD-HAIR	REFUND OF RATE OVERPAYMENT	\$ 386.00
				\$ 1,656,323.39

6.2 FINANCIAL ACTIVITY STATEMENTS - YEAR TO DATE AS AT 30 APRIL 2020

STRATEGIC GOAL	6. LEADERSHIP Visionary, collaborative, accountable
STRATEGIC OBJECTIVE	6.1 Governance systems, process and practices are responsible, ethical and transparent.
SUBJECT INDEX	Financial Services
BUSINESS UNIT	Financial Services
REPORTING OFFICER	Manager Financial Services - Paul Sheridan
AUTHORISING OFFICER	Director Finance and Corporate Services - Tony Nottle
NATURE OF DECISION	Executive: substantial direction setting, including adopting strategies, plans and policies (excluding local planning policies), tenders, setting and amending budgets, funding, donations and sponsorships, reviewing committee recommendations
VOTING REQUIREMENT	Simple Majority
ATTACHMENTS	Attachment A Investment Report April 2020   Attachment B Statement of Financial Activity April 2020  

OFFICER RECOMMENDATION

That the Council receives the statutory financial activity statement reports for the period ending 30 April 2020, pursuant to Regulation 34(4) of the *Local Government (Financial Management) Regulations*.

EXECUTIVE SUMMARY

Pursuant to Section 6.4 of the *Local Government Act 1995* (the Act) and Regulation 34(4) of the *Local Government (Financial Management) Regulations 1996* (the Regulations), a local government is to prepare, on a monthly basis, a statement of financial activity that reports on the City's financial performance in relation to its adopted / amended budget.

This report has been compiled to fulfil the statutory reporting requirements of the Act and associated Regulations, whilst also providing the Council with an overview of the City's financial performance on a year to date basis for the period ending 30 April 2020.

BACKGROUND

The Regulations detail the form and manner in which financial activity statements are to be presented to the Council on a monthly basis, and are to include the following:

- Annual budget estimates
- Budget estimates to the end of the month in which the statement relates
- Actual amounts of revenue and expenditure to the end of the month in which the statement relates
- Material variances between budget estimates and actual revenue/expenditure (including an explanation of any material variances)
- The net current assets at the end of the month to which the statement relates (including an explanation of the composition of the net current position)

Additionally, and pursuant to Regulation 34(5) of the Regulations, a local government is required to adopt a material variance reporting threshold in each financial year. At its meeting on 31 July 2019, the Council adopted (C1907/131) the following material variance reporting threshold for the 2019/20 financial year:

That pursuant to Regulation 34(5) of the Local Government (Financial Management) Regulations, the Council adopts a material variance reporting threshold with respect to financial activity statement reporting for the 2019/20 financial year as follows:

- *Variances equal to or greater than 10% of the year to date budget amount as detailed in the Income Statement by Nature and Type/Statement of Financial Activity report, however variances due to timing differences and/or seasonal adjustments are to be reported on a quarterly basis; and*
- *Reporting of variances only applies for amounts greater than \$25,000.*

OFFICER COMMENT

In order to fulfil statutory reporting requirements and to provide the Council with a synopsis of the City's overall financial performance on a year to date basis, the following financial reports are attached hereto:

Statement of Financial Activity

This report provides details of the City's operating revenues and expenditures on a year to date basis, by nature and type (i.e. description). The report has been further extrapolated to include details of non-cash adjustments and capital revenues and expenditures, to identify the City's net current position; which reconciles with that reflected in the associated Net Current Position report.

Net Current Position

This report provides details of the composition of the net current asset position on a full year basis, and reconciles with the net current position as per the Statement of Financial Activity.

Capital Acquisition Report

This report provides full year budget performance (by line item) in respect of the following capital expenditure activities:

- Land and Buildings
- Plant and Equipment
- Furniture and Equipment
- Infrastructure

Reserve Movements Report

This report provides summary details of transfers to and from reserve funds, and associated interest earnings on reserve funds, on a full year basis.

Additional reports and/or charts are also provided as required to further supplement the information comprised within the statutory financial reports.

Comments on Financial Activity to 30 April 2020

The Statement of Financial Activity (FAS), for the year to date as at 30 April 2020 shows an overall Net Current Position of \$8.4M as opposed to the amended budget of **(\$14.2M)**, a positive difference of \$22.6M.

The following summarises the major cash variances that appear on the face of the FAS, which in accordance with Council's adopted material variance reporting threshold, collectively make up the above difference:

Description	2019/20 Actual YTD	2019/20 Amended Budget YTD	2019/20 Amended Budget	2019/20 YTD Bud Variance	2019/20 YTD Bud Variance
	\$	\$	\$	%	\$
Revenue from Ordinary Activities				0.98%	702,075
1. Operating Grants, Subsidies and Contributions	4,116,107	3,078,887	4,977,647	33.69%	1,037,220
2. Other Revenue	381,632	431,703	551,510	(11.60%)	(50,071)
Expenses from Ordinary Activities				6.70%	4,495,591
3. Materials & Contracts	(13,301,654)	(15,913,936)	(19,058,249)	16.42%	2,612,282
4. Other Expenditure	(2,256,506)	(2,876,755)	(4,995,811)	21.56%	620,249
5. Allocations	1,626,014	1,811,318	2,161,452	10.23%	(185,304)
6. Non-Operating Grants, Subsidies and Contributions	8,132,479	8,697,821	24,388,690	(6.50%)	(565,342)
Capital Revenue & (Expenditure)				38.60%	17,834,469
7. Land & Buildings	(3,870,942)	(7,267,454)	(8,861,113)	46.74%	3,396,512
Plant & Equipment	(3,241,885)	(4,820,850)	(4,885,350)	32.75%	1,578,965
Furniture & Equipment	(376,629)	(939,380)	(1,113,069)	59.91%	562,751
Infrastructure	(13,691,355)	(28,744,185)	(38,328,246)	52.37%	15,052,830
8. Proceeds from Sale of Assets	3,063,385	703,550	3,409,080	335.42%	2,359,835
9. Transfer to Restricted Assets	(642,003)	(50,090)	(60,100)	(1181.70%)	(591,913)
10. Transfer from Restricted Assets	1,675,268	0	6,319,121	100.00%	1,675,268
11. Transfer from Reserves	8,149,866	12,597,783	35,648,783	(35.31%)	(4,447,917)

Revenue from Ordinary Activities

Year to date (YTD) actual income from ordinary activities is \$702K more than expected when compared to the YTD amended budget, with the following items meeting the material variance reporting thresholds:

1. Operating Grants, Subsidies and Contributions are \$1M (net) better than amended budget. This variance is mainly due to the following:
 - Grants Commission - Special Grants Bridges (10152), **(\$158K)** - \$124K is still to come in relation to Bussell Hwy Bridge 0241. The remaining variance relates to budgeting misallocations where the grants were actually supposed to be main roads direct funding;
 - Insurance Reimbursements (10200), \$138K – mainly due to the LGIS scheme member credit refund of \$127K;
 - Legal Fees Reimbursements (10500), **(\$65K)** – budget item included for a fine that was received in the 18/19 financial year. A budget amendment was processed to move a portion of the fine from retained earnings to a legal reserve, however no amendment to remove this budgeted revenue item in 19/20 will be done;
 - Human Resources Reimbursements (10521), \$50K - \$33K due to conference and training reimbursements not budgeted for sufficiently and \$19K received in workers comp reimbursements with all receipts budgeted in June;
 - Contributions to Airport Operations (11151), \$51K – received December but budgeted in June;
 - Strategic Planning Operating Grants & Subsidies (10820), **(\$31K)** – This is remaining grant funding for the CAS project which will not be finalized until later in the year. The remaining activities for the project will be carried over into the next budget;
 - Environmental Management Administration (10830), \$232K – \$170K grant received for the Revitalizing Geographe Waterways Phase 2 project earlier than budgeted, plus unbudgeted amounts of \$40K for Lower Vasse River Collaborative Project from Regional Estuaries Initiatives, and \$20K for Strategic Weed Action for Biodiversity Protection from Department of Primary Industries;
 - Protective burning and firebreaks reserve (10931), \$166K – This variance relates to receiving 50% grant awarded to the City under the mitigation activity fund (Emergency Services Levy), which was not budgeted. Details of the cost codes for a budget amendment have not been finalised;
 - Bushfire Risk Management Planning Grants DFES (10942), \$28K – This variance relates to the payment of grant in full for the bushfire risk planning coordinator position within the City of Busselton. This represents a timing difference between budget allocations (over 12 months), and actual funds received;
 - Preventative Services CLAG Contribution (10925), **(\$29K)** – Offset by budgeted expenditure that has not occurred, to the same amount;
 - Fire Prevention DFES Contribution & Prior Period Adjustments (10940), \$21K – timing difference due to prior period adjustments for late receipted contributions;
 - Wonnerup South Rd Bridge Slk 2.3 (A3440), \$32K – emergency funding received from Main Roads for repairs undertaken;
 - Pre-Primary Building & Surrounds (B1503), \$30K – Grant was budgeted to be received in June 2020, but was received in November 2019;
 - Busselton Jetty Contributions (11160), \$35K – bi-annual contribution more than budgeted;
 - Regional Waste Management Administration (11301), **(\$32K)** – Contributing councils have not been invoiced as much as budgeted;
 - Operations Services Works Reimbursements (11501), \$25K – Workers compensation reimbursement for wages paid;

- Reimbursements Old Butter Factory (B1401 & B9610), \$371K – Timing difference due to difficulties in predicting when LGIS would process the claims;
- Storm Damage Insurance Renewal (C2527), \$37K – insurance claim for damage to King Street steps and ramp received.

2. Other Revenue is **(\$50K)** worse than budget. The main contributing variances are outlined in the table below:

Cost Code	Cost Code Description / GL Activity	Variance YTD \$
10100	Finance & Corporate Services Support - LSL contribution not received from other LG (Offset by officer not taking LSL this FY)	(26,000)
10510	Governance Support Services (LSL contribution received from other LG. Not related to above)	14,745
10591	Geographe Leisure Centre (LSL contribution not received from other LG)	(13,599)
10970	Parking Control	(44,644)
G0030	Busselton Transfer Station	53,498
G0031	Dunsborough Waste Facility	(29,873)

Expenses from Ordinary Activities

Expenditure from ordinary activities is \$4.5M or 6.7% less than expected when compared to the amended YTD budget. The following items meet the material variance reporting thresholds:

3. Materials and Contracts better than amended budget YTD by \$2.6M

The main contributing items are listed below, most of which being heavily influenced by the slow down in activity caused by the COVID-19 shutdowns and restrictions:

Cost Code	Cost Code Description / GL Activity	Variance YTD \$
<u>Finance and Corporate Services</u>		163,118
10000	Members of Council	(24,512)
10500	Legal and Compliance Services	62,661
10616	Winderlup Villas Aged Housing	26,790
<u>Community and Commercial Services</u>		450,062
10380	Busselton Library	70,319
10590	Naturaliste Community Centre	28,411
10591	Geographe Leisure Centre	34,258
10600	Busselton Jetty Tourist Park	117,724
10625	Art Geo Administration	30,635
10630	Property and Business Development	29,607
10900	Cultural Planning	55,631
<u>Planning and Development Services</u>		705,907
10820	Strategic Planning	185,511
10830	Environmental Management Administration	181,959
10850	Implement Management Plans Other	81,822
10931	Protective Burning & Firebreaks-Reserves	50,246
11170	Meelup Regional Park	99,680

<u>Engineering and Works Services</u>		1,252,600
Various	Busselton Jetty Maintenance	461,891
12620	Rural-Tree Pruning	(23,306)
12621	Urban-Tree Pruning	(64,958)
Various	Bridge Maintenance	84,856
Various	Building Maintenance	55,476
Various	Other Infrastructure Maintenance	564,579
Various	Waste services	239,684
Various	Road Maintenance	(221,641)
Various	Reserve Maintenance	156,021

4. Other Expenditure \$620K under the amended YTD budget:

The main contributing items are listed below:

Cost Code	Cost Code Description / GL Activity	Variance YTD \$
<u>Finance and Corporate Services</u>		244,179
10000	Members of Council	135,822
10151	Rates Administration	51,017
10700	Public Relations	36,581
<u>Community and Commercial Services</u>		224,377
10530	Community Services Administration	169,945
<u>Engineering and Works Services</u>		128,165
11160	Busselton Jetty	70,830
B1223	Micro Brewery - Public Ablution	60,000

5. Allocations

In addition to administration based allocations which clear each month, this category also includes plant and overhead related allocations. Due to the nature of these line items, the activity reflects as a net offset against operating expenditure, in recognition of those expenses that are of a capital nature (and need to be recognised accordingly). It should be noted that performance in the category has no direct impact on the closing position.

Non-Operating Grants, Subsidies and Contributions

- Non-Operating Grants, Subsidies and Contributions are below budget by \$565M with the main items impacting on this being the timing of the receipt of funding. This has been exacerbated by the delays in completing capital projects due to the COVID-19 shutdowns and restrictions. This is largely offset with less than anticipated capital expenditure at the same time, where works have not been completed in connection with the funding. The extent to which the works remain incomplete will represent a positive impact on net position, and the remaining funding will be carried forward in reserves to be spent in future periods in order to complete the projects.

Cost Code	Cost Code Description	Variance YTD
<u>Finance and Corporate Services</u>		(383,315)
10239	Contributions (Program 11) - Community Facilities	(641,031)
10239	Contributions (Program 12) – Works	110,897
10250	Information & Communication Technology Services – Capital Grants (Federal)	144,956
<u>Community and Commercial Services</u>		65,858
C6025	Installation of Bird Netting – Capital Grant (Federal)	(92,620)
C6099	Airport Development – Capital Grant (Federal)	151,478
<u>Planning and Development Services</u>		(798,110)
B1015	Hithergreen District Bushfire Brigade – Donated Assets	(465,200)
B1024	Wilyabrup Bushfire Brigade – Donated Assets	(178,300)
B1029	Busselton Branch SES – Donated Assets	(97,200)
B9109	Hithergreen Building Renovations – Capital Grant (State)	(57,410)
<u>Engineering and Works Services</u>		550,225
B9407	Busselton Senior Citizens – Contributions	111,300
C1512	Port Geographe Boat Ramp Renewal Works – Capital Grant (State)	60,500
C3020	Donated Assets Parks, Gardens & Reserves	329,133
C3113	Busselton Tennis Club – Infrastructure – Contribution	80,000
C3122	Rails to Trails - Continuation of Implementation Plan – Capital Grant (Lotteries Commission)	(300,000)
C3168	Busselton Foreshore Jetty Precinct – Capital Grant	44,554
C3186	Lou Weston Oval – Courts – Contributions	(235,000)
C3210	McBride Park - POS Upgrade – Contributions	(32,538)
C3211	Tulloh St (Geographe Bay Road) - POS Upgrade – Contributions	(90,332)
C3213	Cabarita Road - POS Upgrade – Contributions	(100,000)
C3214	Kingsford Road - POS Upgrade – Contributions	(150,653)
C3215	Monash Way - POS Upgrade – Contributions	(167,174)
F0019	College Avenue – Capital Grant (State)	144,000
S0035	Strelly Street / Barlee Street Roundabout – MR Capital Grant	31,028
S0051	Causeway Road / Rosemary Drive Roundabout – MR Capital Grant	(50,000)
S0064	Peel Terrace (Stanley Pl/Cammilleri St Intersection Upgrade) – MR Capital Grant	(166,670)
S0069	Peel Terrace (Brown Street Intersection Upgrades) – MR Capital Grant	(83,330)
S0070	Peel & Queen Street Roundabout Service Relocation – MR Capital Grant	(216,670)
S0071	Ludlow-Hithergreen Road Safety Improvements – Fed Capital grant	461,200
S0072	Kaloorup Road - Reconstruct and Seal Shoulders – MR Capital Grant	100,000
S0324	Georgette Street - Reconstruction & Kerbs – MR Capital Grant	67,000
T0019	Wonnerup South Road - Reconstruct and Widening (narrow seal) – RTR Capital Grant	104,085
T0086	Yoongarillup Road - Reconstruct & Widen (Western Section) – RTR Capital Grant	246,350
V0002	Eastern Link - Busselton Traffic Study – Capital Grant (Federal)	400,000

Capital Expenditure

7. As at 30 April 2020, there is an underspend variance of 49.3% or \$20.6M in total capital expenditure, with YTD actual at \$21.2M against the YTD amended budget of \$41.8M. The attachments to this report include detailed listings of all capital expenditure (project) items, however the main areas of variance are summarised as follows:

Cost Code	Cost Code Description	Variance YTD
Land		(71,308)
10370	Busselton Cemetery	(71,308)
Buildings		3,467,820
B9516	Busselton Library Upgrade	244,860
B9109	Hithergreen Building Renovations	57,410
B9300/1/2	Aged Housing Capital Improvements (Winderlup, Harris Rd)	139,904
B9407	Busselton Senior Citizens	822,910
B9556	NCC Upgrade	41,665
B9591	Performing Arts Convention Centre	313,145
B9596	GLC Building Improvements	349,769
B9605	Energy Efficiency Initiatives (Various Buildings)	(28,882)
B9606	King Street Toilets	89,842
B9610	Old Butter Factory	(63,754)
B9716 & B9717	Airport Terminals	1,366,114
B9808	Busselton Jetty Tourist Park Upgrade	136,902
Plant & Equipment		1,578,965
10000	Members of Council	40,000
11156	Airport Development Operations	342,129
11402	Plant Purchases (P10)	854,970
11403	Plant Purchases (P11)	150,146
11407	P&E - P&G Smart Technologies	150,000
Furniture & Office Equipment		574,751
10250	Information & Communication Technology Services	360,626
11156	Airport Development Operations	195,974
Infrastructure By Class		15,040,830
	Roads	2,348,429
	Bridges	372,000
	Car Parks	1,323,863
	Footpaths & Cycleways	377,696
	Parks, Gardens & Reserves	8,747,688
	Drainage	114,005
	Regional Airport & Industrial Park Infrastructure	1,757,150

In the main, many of these projects have yet to be completed and represent a timing difference. Due to the COVID-19 crisis, many projects have also been deferred and will be relisted for completion in next year's budget.

Proceeds from Sale of Assets

8. There is a variance for the proceeds from sale of assets of \$2.6M, due to difficulty in predicting timing for the settlement of the sale of the old library building land, creating a timing difference against budget.

Transfer to Restricted Assets

9. There is a variance in transfers to restricted assets of \$592K more than amended budget. The reasons for this are as follows:

- Interest earned on government grants of \$37K transferred to restricted cash, for which there was no budget allocated as it was expected that the grant would have been utilized by this stage;
- Additional bonds of \$350K were received in relation to the next stage of the Dunsborough Lakes development;
- Transfer of \$156K representing contribution by developers, including \$125K from the sale of the old library land as agreed with the developers;
- Net transfers to deposits and bonds of \$49K as opposed to a budget of \$0. These funds do not have a budget allocation as they are not able to be reliably measured.

Transfer from Restricted Assets

10. There is a variance in transfers from restricted assets of \$1.7M more than amended budget. The main reason for this is as follows:

- Transfer from Roadwork Bonds of \$849K as opposed to a budget of \$0;
- Refunds of \$27K in deposits for venue hire;
- Refunds of \$12K of Jetty berthing deposits;
- \$34K of other miscellaneous refunds of bonds & deposits;
- \$500K reimbursement to muni of remaining loan funds for the tennis club project;
- \$253K of transfers related to partially completed roadworks projects.

These funds do not have a budget allocation as they dependant of external third parties and are not able to be reliably measured.

Transfer from Reserves

11. There is a variance for transfer from reserves of \$4.4M less than amended budget. The reasons for this are as follows:

- 100 – Airport Infrastructure Renewal Reserve **(\$169K)** – Only partial work for installation of bird netting has been done and the car park resealing has not been completed;
- 136 – Airport Marketing & Incentive Reserve **(\$1.4M)** – Being deferred until next financial year;
- 143 – Airport Noise Mitigation Reserve **(\$870K)** – project deferred until 20/21 budget
- 106 – Building Asset Renewal Reserve \$220K – early recoup related to partially completed works;
- 407 – Busselton Library Building Reserve \$20K – partial recoup for the extension works;
- 408 – Busselton Jetty Tourist Park Reserve (\$172K) – upgrade works only partially complete;
- 409 – Geographe Leisure Centre Building Reserve **(\$270K)** – Project B9596 for general building improvements;
- 331 – Joint Venture Aged Housing Reserve \$40K – works partially completed earlier than expected;
- 411 – Civic & Administration Building Reserve \$38K – works partially completed earlier than expected;

- 110 – Jetty Maintenance Reserve **(\$495K)** – only partially recouped, as works only partially undertaken on cost code C3497 (part of the Parks, Gardens & Reserves variance shown above), for the following reasons:
 - i. The previous expenditure figure was based on the 50 year plan.
 - ii. The 5 year structural review undertaken in 2019/2020 discovered that the Jetty was in better condition than forecast in the 50 year plan. Capital works planned for 2020 have been deferred to 2030.
 - iii. Requests for Tenders issued for maintenance works per the 5 year plan are to be awarded at the Council meeting on 29 January 2020.
 - iv. As a result, budget figures have been revised for next the 5 financial years to reflect the 5 year plan.
- 115 – Plant Replacement Reserve **(\$638K)** – timing difference associated with recoupment for purchase of new plant;
- 137 – Major Traffic Improvements Reserve \$367K – Project V0002 for the Eastern Link Project is on-going. Approximately \$1.7M has been spent, of which \$400K grant funding has been received and \$1M transferred to Muni;
- 132 – CBD Enhancement Reserve **(\$436K)** – mainly due to incomplete townscape upgrade works;
- 127 – New Infrastructure Development Reserve **(\$123K)** – This reserve is funding 10 projects at the moment, some of which are still incomplete;
- 133 – Valuation & Corporate Expenses Reserve **(\$12K)** – the transfer to cover the \$97K bill from the Electoral Commission happened in March;
- 123 - Port Geographe Waterways Management Reserve (SAR) **(\$327K)** – Annual deed agreement not yet requested to be paid;
- Due to cash flow requirements partially completed works were recouped from the following reserves:
 - i. 223 – Road Asset Renewal Reserve \$1.4M;
 - ii. 224 – Footpaths & Cycleways Reserve \$317K;
 - iii. 225 – Parks & Garden Reserve \$126K;
 - iv. 302 – Community Facilities City District \$415K;
 - v. 303 – Community Facilities Busselton \$44K;
 - vi. 309 – Community Facilities Vasse \$59K;
 - vii. 122 - Port Geographe Development Reserve \$364K;
 - viii. 126 - Provence Landscape Maintenance Reserve (SAR) \$64K;
 - ix. 128 - Vasse Newtown Landscape Maintenance Reserve (SAR) \$101K;
 - x. 321 - Busselton Area Drainage and Waterways Improvement Reserve \$35K;
 - xi. 102 - Coastal and Climate Adaptation Reserve \$256K;
 - xii. 145 - Energy Sustainability Reserve \$177K;
 - xiii. 146 - Cemetery Reserve \$185K;
- 121 – Waste Management Facility and Plant Reserve **(\$3.82M)** – The works for the Transfer station plus the site rehabilitation jobs that have not progressed, are the biggest cause of this variance. It is forecast that these jobs will be deferred until next financial year.

Investment Report

Pursuant to the Council's Investment Policy, a report is to be provided to the Council on a monthly basis, detailing the investment portfolio in terms of performance and counterparty percentage exposure of total portfolio. The report is also to provide details of investment income earned against budget, whilst confirming compliance of the portfolio with legislative and policy limits.

As at 30 April 2020, the value of the City's invested funds totalled \$76.99M, down from \$78.99M as at 31 March. The decrease is due to a partial closure of a term deposit.

During the month of April, seven term deposits totalling the amount of \$22.0M matured. One deposit was partially closed totalling \$2.0M to provide funds for standard operations. Remaining deposits were renewed for a further 117 days at 0.98% on average.

The balance of the 11am account (an intermediary account which offers immediate access to the funds compared to the term deposits and a higher rate of return compared to the cheque account) remained steady.

The Airport Development accounts remain steady.

The official cash rate in April remains steady at 0.25%. This will have a strong impact on the City's interest earnings for the foreseeable future. Further drops are unlikely at this stage.

Chief Executive Officer – Corporate Credit Card

There were no transactions made on the Chief Executive Officer's corporate credit card during April 2020.

Statutory Environment

Section 6.4 of the Act and Regulation 34 of the Regulations detail the form and manner in which a local government is to prepare financial activity statements.

Relevant Plans and Policies

There are no relevant plans or policies to consider in relation to this matter.

Financial Implications

Any financial implications are detailed within the context of this report.

Stakeholder Consultation

No external stakeholder consultation was required or undertaken in relation to this matter.

Risk Assessment

An assessment of the potential implications of implementing the officer recommendation has been undertaken using the City's risk management framework, with risks assessed taking into account any controls already in place. No such risks have been identified.

Options

The Statements of Financial Activity are presented in accordance with Section 6.4 of the Act and Regulation 34 of the Regulations and are to be received. Council may wish to make additional resolutions as a result of having received these reports.

CONCLUSION

As at 30 April 2020, the City's financial performance, although displaying a positive net current position, is considered at risk of not meeting operational budget expectations by the end of the financial year due to the downturn in operational activity brought on by the COVID-19 global pandemic.

TIMELINE FOR IMPLEMENTATION OF OFFICER RECOMMENDATION

Not applicable.



CITY OF BUSSETON - INVESTMENT PERFORMANCE REPORT For the month of April 2020



11am Bank Account As at 30 April 2020

INSTITUTION	RATE	AMOUNT
ANZ 11am At Call Deposit	0.20%	\$ 9,500,000

Term Deposits - Miscellaneous Funds As at 30 April 2020

INSTITUTION	RATING	DAYS	MATURITY	RATE	AMOUNT
Westpac	AA	274	06-May-20	2.10%	\$ 5,000,000
Westpac	AA	243	24-May-20	1.75%	\$ 4,000,000
ANZ	AA	243	24-May-20	1.62%	\$ 3,000,000
Westpac	AA	274	27-May-20	1.80%	\$ 2,000,000
NAB	AA	182	08-Jun-20	1.54%	\$ 2,000,000
Bendigo	BBB	183	09-Jun-20	1.50%	\$ 1,000,000
Westpac	AA	152	12-Jun-20	1.74%	\$ 2,000,000
NAB	AA	150	22-Jun-20	1.57%	\$ 3,000,000
NAB	AA	274	24-Jun-20	1.63%	\$ 4,000,000
ANZ	AA	92	25-Jun-20	1.16%	\$ 4,000,000
NAB	AA	91	01-Jul-20	1.22%	\$ 4,000,000
NAB	AA	150	09-Jul-20	1.55%	\$ 2,000,000
Westpac	AA	151	22-Jul-20	1.51%	\$ 1,500,000
NAB	AA	120	22-Jul-20	1.30%	\$ 2,000,000
Westpac	AA	122	24-Jul-20	1.20%	\$ 3,000,000
ANZ	AA	122	25-Jul-20	1.14%	\$ 4,000,000
NAB	AA	122	10-Aug-20	1.15%	\$ 3,000,000
ANZ	AA	122	15-Aug-20	0.89%	\$ 3,500,000
Westpac	AA	122	17-Aug-20	0.95%	\$ 1,500,000
ANZ	AA	122	24-Aug-20	0.83%	\$ 3,000,000
Westpac	AA	122	24-Aug-20	0.95%	\$ 2,000,000
Bendigo	BBB	122	28-Aug-20	0.85%	\$ 3,000,000

Total of Term Deposits \$ 62,500,000

Weighted Average Annual Rate of Return 1.37%

Airport Redevelopment Funds As at 30 April 2020

WA Treasury Corp. - Overnight Cash Deposit Facility	0.20%	\$ 1,962,929
WA Treasury Corp. - State Bonds	02-Sep-19	Matured

Total of Airport Redevelopment Funds - WATC \$ 1,962,929

Nil

Total of Airport Redevelopment Funds - Bank Term Deposits \$ -

ANZ Cash Account	AA	NA	NA	0.15%	\$ 3,027,785
------------------	----	----	----	-------	--------------

Total of Airport Redevelopment Funds - Other \$ 3,027,785

Total of Airport Redevelopment Funds \$ 4,990,715

Interest Received 2015/16 \$ 609,666

Interest Received 2016/17 \$ 1,158,623

Interest Received 2017/18 \$ 631,835

Interest Received 2018/19 \$ 121,836

Interest Received 2019/20 \$ 41,372

Interest Accrued but not yet Received \$ 323

Total Interest Airport Funds (Non-Reserve) at month's end \$ 2,563,655

Interest Transferred out and held in City Reserve Account 136 \$ 1,085,630

Interest Transferred out to Municipal Funds \$ 22,866

Interest Earnt (incl. Accrued) on Funds Held in City Reserve A/c 136 \$ 69,584

(Note: Funds held with the WATC are in accordance with the Airport Redevelopment Funding Contract and the Foreshore Development Contract and are not held within the requirements of the City's Investment Policy 218)

SUMMARY OF ALL INVESTMENTS HELD

	As at 1 year ago	As at 30 June 2019	As at 30 April 2020
11am Bank Account	\$ 5,000,000	\$ 11,500,000	\$ 9,500,000
Term Deposits - Misc. Funds	\$ 64,000,000	\$ 54,000,000	\$ 62,500,000
Foreshore Development Funds - WATC	\$ -	\$ -	\$ -
Airport Redevelopment - WATC Deposits	\$ 4,948,774	\$ 4,950,336	\$ 1,962,929
Airport Redevelopment - Bank Term Deposit	\$ -	\$ -	\$ -
Airport Redevelopment - ANZ Cash A/c	\$ 2,785	\$ 2,785	\$ 3,027,785
Total of all Investments Held	\$ 73,951,559	\$ 70,453,122	\$ 76,990,715

TOTAL INTEREST RECEIVED AND ACCRUED \$ 1,471,802 \$ 1,724,414 \$ 1,001,993

INTEREST BUDGET \$ 986,470 \$ 1,182,760 \$ 1,214,715

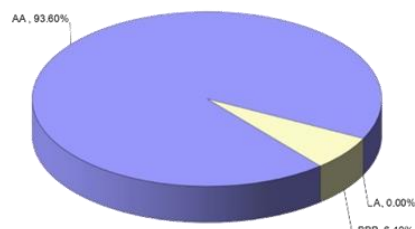
(Note: Interest figures relate to City general funds only and does not include interest allocated to specific areas such as the Airport Redevelopment)

Statement of Compliance with Council's Investment Policy 218

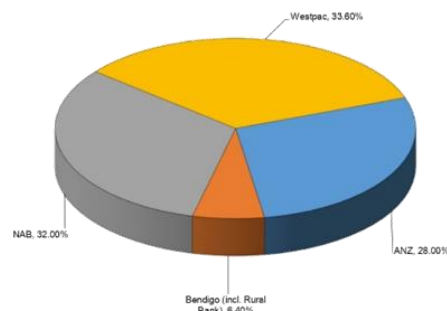
1. All funds are to be invested within legislative limits. Fully Compliant
2. All individual funds held within the portfolio are not to exceed a set percentage of the total portfolio value. Fully Compliant
3. The amount invested based upon the Fund's Rating is not to exceed the set percentages of the total portfolio. Fully Compliant
4. The amount invested based upon the Investment Horizon is not to exceed the set percentages of the total portfolio. Fully Compliant

Investment Graphs

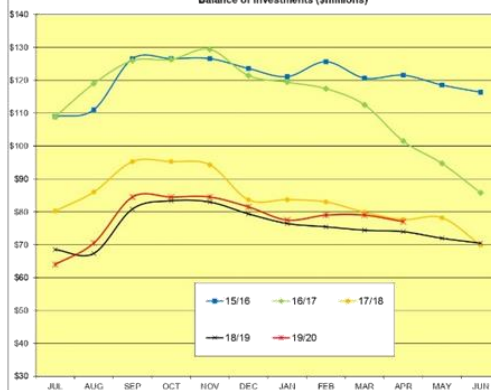
Summary of Term Deposits by S & P Rating
(Excludes WATC and 11am Cash Account Funds)



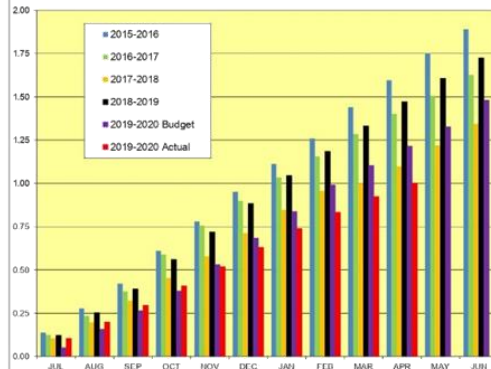
Summary of Term Deposits by Institution
(Excludes WATC and 11am Cash Account Funds)



Balance of Investments (\$millions)



Interest Earnt on Investments (\$millions)



City of Busselton

Statement of Financial Activity

Year to Date As At 30 April 2020

	2019/2020 Actual YTD	2019/2020 Amended Budget YTD	2019/2020 Original Budget YTD	2019/2020 Amended Budget	2019/2020 Original Budget	2019/20 YTD Bud (A) Variance %
	\$	\$	\$	\$	\$	%
Revenue from Ordinary Activities						
Rates	51,962,568	51,530,173	51,530,173	51,617,412	51,617,412	0.84%
Operating Grants, Subsidies and Contributions	4,116,107	3,078,887	3,028,198	4,977,647	4,926,958	33.69%
Fees & Charges	13,990,689	14,681,049	14,554,719	16,292,090	16,292,090	-4.70%
Other Revenue	381,632	431,703	431,703	551,510	551,510	-11.60%
Interest Earnings	1,623,107	1,650,215	1,650,215	1,955,000	1,955,000	-1.64%
	72,074,102	71,372,027	71,195,008	75,393,659	75,342,970	0.98%
Expenses from Ordinary Activities						
Employee Costs	(26,799,884)	(28,017,501)	(28,017,501)	(33,303,930)	(33,303,930)	4.35%
Materials & Contracts	(13,301,654)	(15,913,936)	(15,084,871)	(19,058,249)	(18,226,504)	16.42%
Utilities (Gas, Electricity, Water etc)	(2,115,293)	(2,312,327)	(2,312,327)	(2,774,257)	(2,774,257)	8.52%
Depreciation on non current assets	(19,024,101)	(19,067,346)	(19,067,346)	(22,870,222)	(22,870,222)	0.23%
Insurance Expenses	(730,852)	(721,320)	(721,320)	(733,960)	(733,960)	-1.32%
Other Expenditure	(2,256,506)	(2,876,755)	(2,826,755)	(4,995,811)	(4,920,811)	21.56%
Allocations	1,626,014	1,811,318	1,811,318	2,161,452	2,161,452	10.23%
	(62,602,276)	(67,097,867)	(66,218,802)	(81,574,977)	(80,668,232)	6.70%
Borrowings Cost Expense						
Interest Expenses	(1,029,717)	(1,026,912)	(1,026,912)	(1,273,688)	(1,273,688)	-0.27%
	(1,029,717)	(1,026,912)	(1,026,912)	(1,273,688)	(1,273,688)	-0.27%
Non-Operating Grants, Subsidies and Contributions	8,132,479	8,697,821	7,239,513	24,388,690	32,042,712	-6.50%
Profit on Asset Disposals	40,159	70,050	78,050	70,050	78,050	-42.67%
Loss on Asset Disposals	(239,017)	(30,069)	(43,935)	(147,269)	(161,135)	-694.90%
	7,933,621	8,737,802	7,273,628	24,311,471	31,959,627	-9.20%
Net Result	16,375,729	11,985,050	11,222,922	16,856,465	25,360,677	36.63%
Adjustments for Non-cash Revenue & Expenditure						
Depreciation	19,024,101	19,067,346	19,067,346	22,870,222	22,870,222	
Donated Assets	(341,133)	(745,700)	(745,700)	(8,224,000)	(8,224,000)	
(Profit)/Loss on Sale of Assets	198,858	(39,981)	(34,115)	77,219	83,085	
Allocations & Other Adjustments	272,063	0	0	0	0	
Deferred Pensioner Movements (Non-current)	(2,576)	0	0	0	0	
Recording of Employee Benefit Provisions (NC)	0	0	0	0	0	
Deposit & Bonds Movements (cash backed NC)	(476,394)	0	0	0	0	
Capital Revenue & (Expenditure)						
Land & Buildings	(3,870,942)	(7,267,454)	(14,868,039)	(8,861,113)	(18,097,358)	46.74%
Plant & Equipment	(3,241,885)	(4,820,850)	(4,443,330)	(4,885,350)	(4,493,000)	32.75%
Furniture & Equipment	(364,629)	(939,380)	(952,800)	(1,113,069)	(1,129,169)	61.18%
Infrastructure	(13,703,355)	(28,744,185)	(28,460,672)	(38,328,246)	(36,851,773)	52.33%
Proceeds from Sale of Assets	3,063,385	703,550	771,050	3,409,080	3,476,580	335.42%
Proceeds from New Loans	50,000	150,000	150,000	150,000	150,000	-66.67%
Self Supporting Loans - Repayment of Principal	64,681	51,253	51,253	76,055	76,055	26.20%
Total Loan Repayments - Principal	(2,804,579)	(2,791,154)	(2,791,154)	(3,297,412)	(3,297,412)	-0.48%
Repayment Capital Lease	0	0	(569,472)	0	(759,300)	0.00%
Advances to Community Groups	(50,000)	(150,000)	(150,000)	(150,000)	(150,000)	66.67%
Transfer to Restricted Assets	(642,003)	(50,090)	(50,090)	(60,100)	(60,100)	-1181.70%
Transfer from Restricted Assets	1,675,268	0	0	6,319,121	6,315,599	0.00%
Transfer to Reserves	(16,694,519)	(14,942,654)	(14,891,965)	(22,238,731)	(21,878,042)	-11.72%
Transfer from Reserves	8,149,866	12,597,783	12,716,826	35,648,783	34,856,860	-35.31%
Opening Funds Surplus/ (Deficit)	1,751,076	1,751,076	1,751,076	1,751,076	1,751,076	
Net Current Position - Surplus / (Deficit)	8,433,012	(14,185,390)	(22,226,864)	0	0	

City of Busselton

Net Current Position

Year to Date As At 30 April 2020

	2019/20 Actual YTD	2019/20 Amended Budget	2019/20 Original Budget	2018/19 Actual
	\$	\$	\$	\$
<u>NET CURRENT ASSETS</u>				
<u>CURRENT ASSETS</u>				
Cash - Unrestricted	5,259,590	646,604	646,604	3,204,485
Cash - Restricted	74,525,562	47,398,760	47,833,516	67,067,833
Sundry Debtors	1,905,849	1,800,000	1,800,000	1,809,547
Rates Outstanding - General	2,900,480	1,280,000	1,280,000	1,284,090
Stock on Hand	16,543	24,981	24,981	24,980
	<u>84,608,023</u>	<u>51,150,345</u>	<u>51,585,101</u>	<u>73,390,935</u>
<u>LESS: CURRENT LIABILITIES</u>				
Bank Overdraft	0	0	0	0
Sundry Creditors	1,649,449	3,751,585	3,751,585	4,572,026
Performance Bonds	2,467,116	2,943,510	2,943,510	2,943,510
	<u>4,116,564</u>	<u>6,695,095</u>	<u>6,695,095</u>	<u>7,515,536</u>
Current Position (inclusive of Restricted Funds)	80,491,459	44,455,250	44,890,006	65,875,399
Add: Cash Backed Liabilities (Deposits & Bonds)	2,467,116	2,943,510	2,943,510	2,943,510
Less: Cash - Restricted Funds	(74,525,562)	(47,398,760)	(47,833,516)	(67,067,833)
NET CURRENT POSITION SURPLUS / (DEFICIT)	<u><u>8,433,012</u></u>	<u><u>0</u></u>	<u><u>0</u></u>	<u><u>1,751,076</u></u>

City of Busselton

Capital Acquisition Report

Property, Plant & Equipment, Infrastructure

For the Period Ended 30 April 2020

Description	2019/20 Actual YTD	2019/20 Amended Budget YTD	2019/20 Original Budget YTD	2019/20 Amended Budget	2019/20 Original Budget	2019/20 Budget YTD Variance
	\$	\$	\$	\$	\$	%
>> Property, Plant & Equipment						
Land						
10370 Busselton Cemetery	71,308	0	0	100,000	100,000	0.00%
10610 Property Services Administration	0	0	0	100,000	100,000	0.00%
	71,308	0	0	200,000	200,000	0.00%
Buildings						
Major Projects						
Major Project - Busselton Foreshore						
B9570 Foreshore East-Youth Precinct Community Youth Building/SLSC	9,345	7,500	7,500	10,000	10,000	24.59%
B9584 Jetty Depot - Maintenance Compound	19,870	0	0	0	0	0.00%
B9600 Old Vasse Lighthouse	25,755	25,755	96,000	25,755	120,000	0.00%
	54,970	33,255	103,500	35,755	130,000	65.30%
Major Project - Library Expansion						
B9516 Busselton Library Upgrade	71,015	315,875	315,875	361,000	361,000	-77.52%
	71,015	315,875	315,875	361,000	361,000	-77.52%
Major Project - Administration Building						
B9010 Civic and Administration Centre Minor Upgrades	38,470	44,165	44,165	53,000	53,000	-12.90%
	38,470	44,165	44,165	53,000	53,000	-12.90%
Buildings (Other)						
B9109 Hithergreen Building Renovations	0	57,410	57,410	68,890	68,890	-100.00%
B9300 Aged Housing Capital Improvements - Winderup	18,251	60,000	60,000	80,000	80,000	-69.58%
B9301 Aged Housing Capital Improvements - Harris Road	24,275	40,000	40,000	60,000	60,000	-39.31%
B9302 Aged Housing Capital Improvements - Winderup Court (City)	5,070	87,500	87,500	151,000	151,000	-94.21%
B9407 Busselton Senior Citizens	146,630	969,540	969,540	1,163,450	1,163,450	-84.88%
B9511 ArtGeo Building	41,413	27,420	27,420	32,900	32,900	51.03%
B9517 GLC - Pool Relining	0	0	41,670	0	50,000	0.00%
B9534 Community Resource Centre	3,727	5,156	5,156	5,160	5,160	-27.71%
B9556 NCC Upgrade	0	41,665	41,665	50,000	50,000	-100.00%
B9588 Old Court House Building Upgrade	55,597	62,500	62,500	75,000	75,000	-11.04%
B9591 Performing Arts Convention Centre	103,518	416,663	416,663	500,000	500,000	-75.16%
B9596 GLC Building Improvements	131,981	481,750	438,250	879,400	525,900	-72.60%
B9604 Womens Change Facility Bovell	90,174	76,240	69,740	90,185	83,685	18.28%
B9605 Energy Efficiency Initiatives (Various Buildings)	176,697	147,815	147,815	177,378	177,378	19.54%
B9606 King Street Toilets	76,823	166,665	166,665	200,000	200,000	-53.91%
B9607 General Buildings Asset Renewal Allocation (Various Building)	77,196	83,335	83,335	100,000	100,000	-7.37%
B9608 Demolition Allocation (Various Buildings)	22,628	20,835	20,835	25,000	25,000	8.60%
B9609 GLC Stadium Expansion	0	22,500	22,500	50,000	30,000	-100.00%
B9610 Old Butter Factory	605,744	541,990	541,990	800,385	650,385	11.76%
B9716 Airport Terminal Stage 2	187,717	191,468	10,416,670	191,468	12,500,000	-1.96%
B9717 Airport Construction, Existing Terminal Upgrade	1,740,839	3,103,202	416,670	3,186,532	500,000	-43.90%
B9719 Busselton Works Depot - Toilets and Sewer	34,961	41,665	41,665	50,000	50,000	-16.09%
B9808 Busselton Jetty Tourist Park Upgrade	91,938	228,840	228,840	274,610	274,610	-59.82%
	3,635,179	6,874,159	14,404,499	8,211,358	17,353,358	-47.12%
Total Buildings	3,799,634	7,267,454	14,868,039	8,661,113	17,897,358	-47.72%
Plant & Equipment						
10000 Members of Council	0	40,000	40,000	40,000	40,000	-100.00%
10001 Office of the CEO	61,283	65,000	65,000	65,000	65,000	-5.72%
10115 Major Projects Administration	75,307	80,000	80,000	80,000	80,000	-5.87%
10200 Financial Services	38,427	40,000	40,000	40,000	40,000	-3.93%
10250 Information & Communication Technology Services	32,718	35,000	35,000	35,000	35,000	-6.52%
10510 Governance Support Services	38,683	40,000	40,000	40,000	40,000	-3.29%
10521 Human Resources & Payroll	34,146	35,000	35,000	35,000	35,000	-2.44%
10530 Community Services Administration	6,975	0	0	0	0	0.00%
10591 Geographe Leisure Centre	33,033	35,000	35,000	35,000	35,000	-5.62%
10600 Busselton Jetty Tourist Park	13,655	16,000	16,000	16,000	16,000	-14.66%
10800 Planning Directorate Support	37,632	40,000	40,000	40,000	40,000	-5.92%
10910 Building Services	65,403	70,000	70,000	70,000	70,000	-6.57%
10950 Animal Control	25,149	50,000	50,000	50,000	50,000	-49.70%
10980 Other Law, Order & Public Safety	75,448	55,000	55,000	55,000	55,000	37.18%
11101 Engineering Services Administration	39,355	40,000	40,000	40,000	40,000	-1.61%
11107 Engineering Services Design	0	4,500	4,500	9,000	9,000	-100.00%

City of Busselton

Capital Acquisition Report

Property, Plant & Equipment, Infrastructure

For the Period Ended 30 April 2020

Description	2019/20 Actual YTD	2019/20 Amended Budget YTD	2019/20 Original Budget YTD	2019/20 Amended Budget	2019/20 Original Budget	2019/20 Budget YTD Variance
11150 Asset Management Administration	32,369	35,000	35,000	35,000	35,000	-7.52%
11151 Airport Operations	0	0	30,000	0	30,000	0.00%
11156 Airport Development Operations	1,170,221	1,512,350	0	1,512,350	0	-22.62%
11401 Transport - Workshop	0	0	25,830	20,000	31,000	0.00%
11402 Plant Purchases (P10)	640,030	1,495,000	2,295,000	1,495,000	2,295,000	-57.19%
11403 Plant Purchases (P11)	477,854	628,000	632,000	628,000	632,000	-23.91%
11404 Plant Purchases (P12)	309,529	320,000	595,000	320,000	595,000	-3.27%
11406 Plant Purchases (P14)	560	0	0	40,000	40,000	0.00%
11407 P&E - P&G Smart Technologies	0	150,000	150,000	150,000	150,000	-100.00%
11500 Operations Services Administration	34,108	35,000	35,000	35,000	35,000	-2.55%
	3,241,885	4,820,850	4,443,330	4,885,350	4,493,000	-32.75%
Furniture & Office Equipment						
10250 Information & Communication Technology Services	205,064	565,690	565,690	678,842	678,842	-63.75%
10530 Community Services Administration	0	12,000	12,000	12,000	12,000	-100.00%
10590 Naturaliste Community Centre	7,292	15,020	15,020	19,227	19,227	-51.45%
10591 Geopraphe Leisure Centre	5,000	27,500	27,500	33,000	33,000	-81.82%
10616 Winderup Villas Aged Housing	0	0	7,085	0	8,500	0.00%
10617 Harris Road Aged Housing	0	0	6,335	0	7,600	0.00%
10625 Art Geo Administration	33,000	10,000	10,000	10,000	10,000	350.00%
10900 Cultural Planning	60,247	55,000	55,000	55,000	55,000	9.54%
11156 Airport Development Operations	54,026	250,000	250,000	300,000	300,000	-73.59%
B1361 YCAB (Youth Precinct Foreshore)	0	4,170	4,170	5,000	5,000	-100.00%
	364,629	939,380	952,800	1,113,069	1,129,169	-58.63%
Sub-Total Property, Plant & Equipment	7,489,457	13,027,684	20,264,169	14,859,532	23,719,527	-42.42%
>> Infrastructure						
Major Project - Busselton Foreshore						
C0053 Car Parking - Rear of Hotel Site 1	66,100	804,066	437,500	866,566	500,000	-91.78%
C0054 Barnard East Car Parking	451	72,581	72,581	79,180	79,180	-99.38%
C0055 Barnard Park East Foreshore Car Parking	120	0	0	0	0	0.00%
C3094 Busselton Foreshore - Stage 3	172,457	197,560	197,560	237,082	237,082	-12.71%
C3112 Busselton Foreshore - Exercise Equipment	150	173,075	102,830	217,645	123,400	-99.91%
C3113 Busselton Tennis Club - Infrastructure	595,354	636,914	836,914	668,604	868,604	-6.53%
C3168 Busselton Foreshore Jetty Precinct	159,155	151,480	151,480	181,774	181,774	5.07%
C3182 Relocation of Veteran Car Club	109,638	105,071	105,071	109,640	109,640	4.35%
C3189 Fencing Possum Park Barnard East	163	28,750	28,750	30,000	30,000	-99.43%
C3206 Landscaping - Old Busselton Tennis Club Site	12,150	517,500	437,500	580,000	500,000	-97.65%
C3207 Barnard East Underground Power	753	152,394	152,394	166,250	166,250	-99.51%
C3208 Barnard East Landscaping	10,593	220,000	220,000	240,000	240,000	-95.19%
F0089 Barnard East Footpaths	0	83,636	83,636	91,240	91,240	-100.00%
	1,127,083	3,143,027	2,826,216	3,467,981	3,127,170	-64.14%
Major Project - Administration Building						
C0043 Administration Building Carpark	0	75,000	75,000	100,000	100,000	-100.00%
	0	75,000	75,000	100,000	100,000	-100.00%
Major Project - Lou Weston Oval						
C3186 Lou Weston Oval - Courts	905,519	1,726,450	1,726,450	1,883,400	1,883,400	-47.55%
	905,519	1,726,450	1,726,450	1,883,400	1,883,400	-47.55%

City of Busselton

Capital Acquisition Report

Property, Plant & Equipment, Infrastructure

For the Period Ended 30 April 2020

Description	2019/20 Actual YTD	2019/20 Amended Budget YTD	2019/20 Original Budget YTD	2019/20 Amended Budget	2019/20 Original Budget	2019/20 Budget YTD Variance
Footpaths Construction						
F0019 College Avenue	277,570	274,780	300,000	288,000	360,000	1.02%
F0051 Chester Way Dunsborough - New Footpath	70,886	83,330	83,330	100,000	100,000	-14.93%
F0066 Bussell Highway Footpath Sections	177,460	294,200	294,200	353,047	353,047	-39.68%
F0080 Margaret St DUP Renewal	73,344	66,670	66,670	80,000	80,000	10.01%
F0081 Windlemere Drive Dunsborough - New Path	35,092	122,500	122,500	147,000	147,000	-71.35%
F0082 King Street - New Path	183,572	150,000	150,000	180,000	180,000	22.38%
F0083 Bell Drive - New Path Completing Missing Sections	39,753	43,340	43,340	52,000	52,000	-8.28%
F0084 Thompson Way - New Path	11,285	30,840	30,840	37,000	37,000	-63.41%
F0085 Paterson Drive - New Footpath & Foot Bridge	193	63,930	63,930	76,720	76,720	-99.70%
F0086 Holgate Road Path - Renewal as per AMP	8,027	12,800	12,800	15,360	15,360	-37.29%
F0087 Sanctuary Grove Path - Renewal as per AMP	28,466	33,330	33,330	40,000	40,000	-14.59%
F0088 Ella Gladstone Drive Path - Renewal as per AMP	20,932	11,440	11,440	13,720	13,720	82.98%
F0090 DAIP - Disability Access	25,018	41,670	41,670	50,000	50,000	-39.96%
F0091 Criterion Track Bovell Oval	17,768	14,810	14,810	17,768	17,768	19.98%
	969,365	1,243,640	1,268,860	1,450,615	1,522,615	-22.05%
Drainage Construction - Street						
D0009 Busselton LIA - Geocatch Drain Partnership WSUD Improvements	480	0	0	30,000	30,000	0.00%
D0017 Chain Avenue - Drainage Works	41,619	41,621	0	41,621	0	-0.01%
D0020 Glenmeier Ramble Drainage Upgrade	0	42,250	42,250	50,700	50,700	-100.00%
D0021 Chugg Road Drainage Upgrade	15,620	83,340	83,340	100,000	100,000	-81.26%
D0022 West Street Drainage Improvements	5,947	10,460	10,460	12,551	12,551	-43.15%
	63,666	177,671	136,050	234,872	193,251	-64.17%
Car Parking Construction						
C0013 Yallingup Beach Car Park	76,128	64,117	55,390	75,199	66,472	18.73%
C0044 Meelup Coastal Nodes - Carpark upgrade	109,889	69,133	69,133	138,270	138,270	58.95%
C0050 Forth Street Groyne Carpark - Formalise and Seal	0	45,500	45,500	54,600	54,600	-100.00%
C0051 Vasse Oval Gravel Car Parking - Dawson (Eastern Side)	2,459	166,670	166,670	200,000	200,000	-98.52%
C0052 Vasse Kaloorup Oval Carpark Development	18,785	236,670	216,670	280,000	260,000	-92.06%
	207,261	582,090	553,363	748,069	719,342	-64.39%
Bridges Construction						
A0014 Bussell Highway - 0241	0	372,000	372,000	744,000	744,000	-100.00%
A0022 Yallingup Beach Road Bridge - 3347	0	0	0	700,000	700,000	0.00%
A0023 Kaloorup Road Bridge - 3381	0	0	0	138,000	138,000	0.00%
A0024 Boallia Road Bridge - 4854	0	0	0	138,000	138,000	0.00%
	0	372,000	372,000	1,720,000	1,720,000	-100.00%
Cycleways Construction						
F1005 End of Trip Facilities for Cyclists	18,547	29,170	29,170	35,000	35,000	-36.42%
F1021 Wayfinding for Cyclists	3,430	12,500	12,500	15,000	15,000	-72.56%
	21,977	41,670	41,670	50,000	50,000	-47.26%
Townscape Construction						
C1001 Queen Street Upgrade - Duchess to Kent Street	76,176	120,000	120,000	120,000	120,000	-36.52%
C1024 Dunsborough Road Access Improvements Stage 1	78,800	161,020	161,020	193,221	193,221	-51.06%
C1026 Townscape Works Dunsborough	12,937	435,840	435,840	523,000	523,000	-97.03%
	167,913	716,860	716,860	836,221	836,221	-76.58%
Boat Ramps Construction						
C1502 Old Dunsborough Boat Ramp Finger Jetty	1,800	10,000	10,000	10,000	10,000	-82.00%
C1503 Quindalup Sea Rescue Boat Ramp	258	10,000	10,000	10,000	10,000	-97.42%
C1504 Abbey Boat Ramp Upgrade	1,164	10,000	10,000	10,000	10,000	-88.37%
C1512 Port Geographe Boat Ramp Renewal Works	503,448	375,840	392,340	454,310	470,810	33.95%
	506,669	405,840	422,340	484,310	500,810	24.84%
Depot Construction						
C2006 Depot Washdown Facility Upgrades	0	68,750	68,750	82,500	82,500	-100.00%
	0	68,750	68,750	82,500	82,500	-100.00%

City of Busselton

Capital Acquisition Report

Property, Plant & Equipment, Infrastructure

For the Period Ended 30 April 2020

Description	2019/20 Actual YTD	2019/20 Amended Budget YTD	2019/20 Original Budget YTD	2019/20 Amended Budget	2019/20 Original Budget	2019/20 Budget YTD Variance
Beach Restoration						
C2504 Groyne Construction	0	18,960	18,960	22,754	22,754	-100.00%
C2512 Sand Re-Nourishment	245,028	198,530	198,530	259,240	259,240	23.42%
C2520 Coastal Protection Works	28,963	45,830	45,830	55,000	55,000	-36.80%
C2523 Broadwater Beach Coastal Protection Stage 1 of 4	80,694	296,130	386,130	313,355	403,355	-72.75%
C2524 Wonerup Coastal Defence (Groyne)	3,321	0	0	0	0	0.00%
C2525 Wonerup Groynes 3, 5, & 6	143,823	124,697	113,330	147,367	136,000	15.34%
C2526 Baudin/ Wonerup Groynes	119,088	240,350	240,350	288,419	288,419	-50.45%
C2527 Storm Damage Renewal of Infrastructure	6,288	9,740	9,740	11,692	11,692	-35.44%
C2528 Craig Street Groyne and Sea Wall	167,724	161,155	70,170	175,194	84,209	4.08%
	794,929	1,095,392	1,083,040	1,273,021	1,260,669	-27.43%
Parks, Gardens & Reserves						
C3007 Park Furniture Replacement - Replace aged & unsafe Equip	8,848	25,000	25,000	30,000	30,000	-64.61%
C3017 Bovell Park - Upgrade Lighting	72,099	60,080	60,080	72,100	72,100	20.01%
C3024 Dunsborough Oval - Lighting Upgrade	55,000	45,830	45,830	55,000	55,000	20.01%
C3046 Dunsborough - BMX / Skatebowl	599	5,000	5,000	5,000	5,000	-88.03%
C3048 BBQ Placement and Replacement	3,617	15,000	15,000	15,000	15,000	-75.89%
C3066 West Swim Jetty	61	20,000	20,000	20,000	20,000	-99.69%
C3096 Yallingup Park - Upgrades	7,768	14,000	14,000	14,000	14,000	-44.51%
C3103 Youth Skate Park	0	15,000	15,000	15,000	15,000	-100.00%
C3116 Dawson Park (McIntyre St Pos)	0	110,000	110,000	110,000	110,000	-100.00%
C3122 Rails to Trails - Continuation of Implementation Plan	128,824	521,650	521,650	544,757	544,757	-75.30%
C3136 Vasse Oval Kaloorup - Grassing of Existing Oval	45,516	120,000	120,000	120,000	120,000	-62.07%
C3145 Churchill Park	82,866	519,530	519,530	533,439	533,439	-84.05%
C3146 Dunsborough Town Centre/ Foreshore	1,162	15,000	15,000	15,000	15,000	-92.25%
C3158 Port Geographe - Casurina Replacements on Layman Road	17,664	14,720	14,720	17,664	17,664	20.00%
C3159 Port Geographe - Burgen Cove (Western Side of Bridge)	27,705	22,920	22,920	24,000	24,000	20.88%
C3160 Port Geographe - Reticulated POS at Layman Road	18,423	17,500	17,500	17,500	17,500	5.28%
C3163 Port Geographe - Outstanding Minor Repairs	14,999	12,500	12,500	15,000	15,000	19.99%
C3166 Vasse River Foreshore - Bridge to Bridge	35,961	91,170	91,170	109,399	109,399	-60.56%
C3176 Geographe Bay Road (Eamshaw) Coastal Fencing Renewal	2,939	10,000	10,000	10,000	10,000	-70.61%
C3177 Shade Sail Program Dawson Park/ Cloisters	47,105	50,000	50,000	50,000	50,000	-5.79%
C3187 Port Geographe Reticulation Upgrades	19,526	55,690	55,690	66,823	66,823	-64.94%
C3192 Foreshore Renewal HighStreet to CareyStreet	3,082	26,000	26,000	26,000	26,000	-88.15%
C3193 Cricket Wicket Renewal	11,639	10,830	10,830	13,000	13,000	7.47%
C3194 Meelup Regional Park - Capital Projects	0	81,500	81,500	163,000	163,000	-100.00%
C3195 Centennial Park (West of Banks Ave) - Lighting Renewal	4,274	8,330	8,330	10,000	10,000	-48.70%
C3196 Centennial Park (West of Banks Ave) - Renewal of Beach Shower	8,495	8,330	8,330	10,000	10,000	1.99%
C3197 Riverbank POS - Renewal of Riverbank Platform	8,780	10,000	10,000	10,000	10,000	-12.20%
C3198 Vasse SAR Area General Improvements to the Area	22,356	25,000	25,000	25,000	25,000	-10.58%
C3199 Vasse SAR Area Installation of Shade Sails	0	25,000	25,000	25,000	25,000	-100.00%
C3200 Province SAR Area General Improvements to the Area	2,535	37,500	37,500	75,000	75,000	-93.24%
C3201 Port Geographe - Stage 3 Reticulation Upgrade	148,747	125,000	125,000	150,000	150,000	19.00%
C3202 Port Geographe Street Light Replacement	0	50,000	50,000	50,000	50,000	-100.00%
C3203 Port Geographe General Improvements/ Foreshore	1,406	30,000	30,000	30,000	30,000	-95.31%
C3204 Port Geographe Eastern Side of Footbridge Landscaping Upgrad	1,071	20,000	20,000	20,000	20,000	-94.65%
C3205 Port Geographe Native Planting area in front Sensations cafe	978	15,000	15,000	15,000	15,000	-93.48%
C3209 Busselton Town Centre CBD	0	15,000	15,000	15,000	15,000	-100.00%
C3210 McBride Park - POS Upgrade	55	32,538	32,538	32,538	32,538	-99.83%
C3211 Tulloh St (Geographe Bay Road) - POS Upgrade	0	90,332	90,332	90,332	90,332	-100.00%
C3212 Siesta Park - Beach Access - POS Upgrade	0	13,056	13,056	13,056	13,056	-100.00%
C3213 Cabarita Road - POS Upgrade	55	100,000	100,000	100,000	100,000	-99.94%
C3214 Kingsford Road - POS Upgrade	0	150,653	150,653	150,653	150,653	-100.00%
C3215 Monash Way - POS Upgrade	0	167,174	167,174	167,174	167,174	-100.00%
C3216 Wagon Road - POS Upgrade	0	0	0	167,174	167,174	0.00%
C3217 Limestone Quarry - POS Upgrade	0	0	0	167,174	167,174	0.00%
C3218 Dolphin Road - POS Upgrade	0	0	0	91,000	91,000	0.00%
C3219 Kingfish/ Costello - POS Upgrade	0	0	0	91,000	91,000	0.00%
C3220 Quindalup Old Tennis Courts Site - POS Upgrade	0	0	0	149,587	149,587	0.00%
C3221 Cape Naturalise - POS Upgrade	0	0	0	167,392	167,392	0.00%
C3222 King St Reserve Park - POS Upgrade	12,146	147,348	147,348	147,348	147,348	-91.76%
C3497 Busselton Jetty - Capital Expenditure	140,035	1,275,000	1,275,000	1,700,000	1,700,000	-89.02%
	956,336	4,224,181	4,224,181	5,731,110	5,731,110	-77.36%
Airport Construction						
C6025 Installation of Bird Netting	107,537	185,240	185,240	185,240	185,240	-41.95%
C6026 Airport Car Park Reseal	12,431	130,000	0	130,000	0	-90.44%
C6027 Airport Road Upgrade	96,801	150,000	0	150,000	0	-35.47%
	216,769	465,240	185,240	465,240	185,240	-53.41%

City of Busselton

Capital Acquisition Report

Property, Plant & Equipment, Infrastructure

For the Period Ended 30 April 2020

Description	2019/20 Actual YTD	2019/20 Amended Budget YTD	2019/20 Original Budget YTD	2019/20 Amended Budget	2019/20 Original Budget	2019/20 Budget YTD Variance
Cemetery Capital Works						
C1604 Pioneer Cemetery Infrastructure Upgrades	9,300	42,020	42,020	50,425	50,425	-77.87%
C1605 Busselton Cemetery Infrastructure Upgrades	43,800	40,000	40,000	40,000	40,000	9.50%
C1608 Dunsborough Cemetery - Car Park & Internal Upgrades	52,727	74,000	74,000	74,000	74,000	-28.75%
C1609 Pioneer Cemetery - Implement Conservation Plan	13,500	15,000	15,000	20,000	20,000	-10.00%
C1610 Dunsborough Cemetery	27,463	20,000	20,000	20,000	20,000	37.32%
	146,791	191,020	191,020	204,425	204,425	-23.15%
Beach Front Infrastructure Works						
C1758 Beach Access Stairs - Bay View Crescent	0	16,590	16,590	19,910	19,910	-100.00%
C1760 King Street Reserve - Park Upgrade (Coastal Node)	0	59,580	59,580	71,499	71,499	-100.00%
C1761 Geographe Bay Road (Seagrott Road) Beach Access Renewal	20,354	25,000	25,000	25,000	25,000	-18.58%
	20,354	101,170	101,170	116,409	116,409	-79.88%
Aged Housing - Infrastructure Works						
C3451 Aged Housing Infrastructure (Upgrade)	0	12,000	12,000	12,000	12,000	-100.00%
	0	12,000	12,000	12,000	12,000	-100.00%
Sanitation Infrastructure						
C3479 Vidler Road Waste Site Capital Improvements	90,864	323,730	323,730	388,480	388,480	-71.93%
C3481 Transfer Station Development	43,561	378,760	378,760	454,510	454,510	-88.50%
C3485 Site Rehabilitation - Busselton	4,762	833,340	833,340	1,000,000	1,000,000	-99.43%
C3487 Site Rehabilitation - Dunsborough	290	1,250,000	1,250,000	1,500,000	1,500,000	-99.98%
	139,477	2,785,830	2,785,830	3,342,990	3,342,990	-94.99%
Airport Development						
C6087 Airport Construction Stage 2, Landside Civils & Services Inf	8,850	0	0	0	0	0.00%
C6090 Parks & Gardens Airport Stage 2	44,492	56,500	0	56,500	0	-21.25%
C6091 Airport Construction Stage 2, Noise Management Plan	3,091	724,630	724,630	869,550	869,550	-99.57%
C6092 Airport Construction Stage 2, Airfield	14,169	90,000	0	90,000	0	-84.26%
C6099 Airport Development - Project Expenses	158,749	866,900	987,250	1,066,760	1,187,110	-81.69%
	229,351	1,738,030	1,711,880	2,082,810	2,056,660	-86.80%
Main Roads						
S0035 Strelly Street / Barlee Street Roundabout	141,128	110,100	13,550	112,809	16,259	28.18%
S0051 Causeway Road / Rosemary Drive Roundabout	659,080	547,230	1,172,230	656,680	1,406,680	20.44%
S0064 Peel Terrace (Stanley Pl/Cammilleri St Intersection Upgrade)	286,498	354,930	354,930	425,912	425,912	-19.28%
S0068 Georgiana Molloy Bus Bay Facilities	10,848	14,784	0	14,784	0	-26.62%
S0069 Peel Terrace (Brown Street Intersection Upgrades)	690	204,870	204,870	245,849	245,849	-99.66%
S0070 Peel & Queen Street Roundabout Service Relocation	0	625,000	625,000	750,000	750,000	-100.00%
S0071 Ludlow-Hithergreen Road Safety Improvements	549,158	288,252	288,252	576,500	576,500	90.51%
S0072 Kaloorup Road - Reconstruct and Seal Shoulders	6,329	245,000	245,000	420,000	420,000	-97.42%
S0074 Causeway Road Duplication	0	0	0	500,000	0	0.00%
S0317 Naturaliste Terrace Asphalt Overlay	45,291	45,291	0	45,291	0	0.00%
S0321 Yoongarillup Road - Second Coat Seal	274	42,500	42,500	51,000	51,000	-99.36%
S0322 Wonnerup East Road - Prune re-Shoulder an Reseal	72,451	107,510	107,510	129,000	129,000	-32.51%
S0323 Pigott Road - Second Coat Seal	0	10,850	10,850	13,000	13,000	-100.00%
S0324 Geopette Street - Reconstruction & Kerbs	0	0	55,840	0	67,000	0.00%
S0325 Hansen Road - Asphalt Overlay & Kerbing	55,881	55,020	55,020	66,000	66,000	1.57%
S0326 Pries Road - Gravel Resheet	4,949	11,050	11,050	13,250	13,250	-55.22%
S0327 Florence Road - Gravel Resheet	20,818	10,660	10,660	12,783	12,783	95.29%
	1,853,395	2,673,047	3,197,262	4,032,858	4,193,233	-30.66%
Roads to Recovery						
T0019 Wonnerup South Road - Reconstruct and Widening (narrow seal)	571,734	520,450	520,450	624,535	624,535	9.85%
T0085 Yoongarillup Road - Reconstruct Intersection at Vasse H/Way	87,556	175,000	175,000	210,000	210,000	-49.97%
T0086 Yoongarillup Road - Reconstruct & Widen (Western Section)	296,037	1,231,760	1,231,760	1,478,100	1,478,100	-75.97%
	955,326	1,927,210	1,927,210	2,312,635	2,312,635	-50.43%

City of Busselton

Capital Acquisition Report

Property, Plant & Equipment, Infrastructure

For the Period Ended 30 April 2020

Description	2019/20 Actual YTD	2019/20 Amended Budget YTD	2019/20 Original Budget YTD	2019/20 Amended Budget	2019/20 Original Budget	2019/20 Budget YTD Variance
Black Spot						
V0002 Eastern Link - Busselton Traffic Study	2,352,710	1,500,000	1,500,000	3,290,900	2,500,000	56.85%
V0003 Roundabout to Eastern Link Bridge	0	180,000	180,000	300,000	300,000	-100.00%
V0004 Eastern Link Shared Path & Environmental Offsets	770	120,000	120,000	200,000	200,000	-99.36%
V0005 Eastern Link Ford Road Environmental Approvals	66,685	75,000	75,000	150,000	150,000	-11.09%
	2,420,165	1,875,000	1,875,000	3,940,900	3,150,000	29.08%
Council Roads Initiative						
W0003 Franklin Road - Gravel Resheet	20,015	29,170	29,170	35,000	35,000	-31.38%
W0015 Gale Road - Reconstruction (50% Council)	12,036	25,000	25,000	30,000	30,000	-51.86%
W0055 Lindberg Road	29,983	15,530	15,530	18,641	18,641	93.07%
W0067 Ford Road Reconstruct and Asphalt Overlay	214,411	241,670	241,670	290,000	290,000	-11.28%
W0084 Vasse Yallingup Siding Road	32,251	30,658	16,680	33,991	20,013	5.20%
W0091 Carburup South Road - Gravel Resheet	13,256	15,670	15,670	18,800	18,800	-15.41%
W0094 Fairway Drive - Intersection Works	229,490	225,000	225,000	270,000	270,000	2.00%
W0114 Wonerup South Road - Reconstruct and Widening (narrow seal)	177,230	587,880	587,880	705,465	705,465	-69.85%
W0126 Gulberti Road - Gravel Resheet	57,960	50,000	50,000	60,000	60,000	15.92%
W0176 Signage (Alternate CBD Entry)	152	13,330	13,330	16,000	16,000	-98.86%
W0195 Yallingup Beach Road	43,039	43,039	0	43,039	0	0.00%
W0216 Fredrick Street Partial Reconstruction	1,440	33,330	33,330	40,000	40,000	-95.68%
W0224 Jones Way Asphalt Overlay	93,619	80,068	61,820	92,430	74,182	16.92%
W0227 William Drive - Asphalt Overlay, Kerb & Drainage	123,689	143,320	143,320	171,992	171,992	-13.70%
W0230 Short Street - Asphalt Overlay & Kerb	75,142	55,840	55,840	67,000	67,000	34.57%
W0231 Carey Street - Asphalt Overlay & Kerb	931	145,840	145,840	236,000	175,000	-99.36%
W0232 Stanley Street - Asphalt Overlay, Kerbing & Parking	573	122,510	122,510	147,000	147,000	-99.53%
W0233 Centurion Way - Asphalt Overlay & Kerbing	95,385	108,340	108,340	130,000	130,000	-11.96%
W0234 King Street - Reconstruction, Drainage & Asphalt Overlay	191,118	431,670	431,670	518,000	518,000	-55.73%
W0235 Eagle Place - Asphalt Overlay & Kerbing	23,465	26,670	26,670	32,000	32,000	-12.02%
W0236 Archurch Place - Asphalt Overlay & Kerbing	56,030	75,020	75,020	90,000	90,000	-25.31%
W0237 Hovea Crescent - Asphalt Overlay, Kerb & Intersection Works	323,105	180,000	180,000	216,000	216,000	79.50%
W0238 Sutton Way - Asphalt Overlay & Kerb	54,984	59,160	59,160	71,000	71,000	-7.06%
W0239 Silverglen Avenue - Asphalt Overlay, Kerb & Drainage	25,148	33,320	33,320	40,000	40,000	-24.53%
W0240 Metricup Yelverton Road - Gravel Resheet	5,104	47,500	47,500	57,000	57,000	-89.25%
W0241 Hemsley Road - Gravel Resheet	40,369	35,010	35,010	42,000	42,000	15.31%
W0242 Doyle Road - Gravel Resheet	27,473	18,330	18,330	22,000	22,000	49.88%
W0243 Alfred Road - Gravel Resheet	16,205	41,670	41,670	50,000	50,000	-61.11%
W0244 Koorabin Drive - Reconstruction & Intersection	5,290	120,000	120,000	144,000	144,000	-95.59%
W0245 Wilson Avenue Quindalup	12,114	68,522	0	68,522	0	-82.32%
	2,001,008	3,103,067	2,959,280	3,755,880	3,551,093	-35.52%
Sub-Total Infrastructure	13,703,355	28,744,185	28,460,672	38,328,246	36,851,773	-51.18%
Grand Total - Capital Acquisitions	21,204,812	41,771,869	48,724,841	53,187,778	60,571,300	

City of BusseltonReserves Movement ReportFor The Period Ending 30 April 2020

	2019/2020 Actual YTD	2019/2020 Amended Budget YTD	2019/2020 Original Budget YTD	2019/2020 Amended Budget	2019/2020 Original Budget	2018/2019 Actual
	\$	\$	\$	\$	\$	\$
100 Airport Infrastructure Renewal Reserve						
Accumulated Reserves at Start of Year	1,821,552.89	1,821,552.89	1,821,552.89	1,821,552.89	1,821,552.89	1,325,501.46
Interest transfer to Reserves	25,379.12	33,790.00	33,790.00	40,548.00	40,548.00	41,231.55
Transfer from Muni	0.00	0.00	0.00	0.00	0.00	536,450.00
Transfer to Muni	(53,768.50)	(222,620.00)	(92,620.00)	(265,250.00)	(156,250.00)	(81,630.12)
	<u>1,793,163.51</u>	<u>1,632,722.89</u>	<u>1,762,722.89</u>	<u>1,596,850.89</u>	<u>1,705,850.89</u>	<u>1,821,552.89</u>
136 Airport Marketing and Incentive Reserve						
Accumulated Reserves at Start of Year	3,396,150.77	3,396,150.77	3,396,150.77	3,396,150.77	3,396,150.77	1,583,014.10
Interest transfer to Reserves	51,426.82	63,010.00	63,010.00	75,612.00	75,612.00	77,306.67
Transfer from Muni	323,500.00	323,500.00	323,500.00	526,416.00	526,416.00	1,735,830.00
Transfer to Muni	0.00	(1,360,230.00)	(1,360,230.00)	(1,360,230.00)	(1,360,230.00)	0.00
	<u>3,771,077.59</u>	<u>2,422,430.77</u>	<u>2,422,430.77</u>	<u>2,637,948.77</u>	<u>2,637,948.77</u>	<u>3,396,150.77</u>
143 Airport Noise Mitigation Reserve						
Accumulated Reserves at Start of Year	890,709.89	890,709.89	890,709.89	890,709.89	890,709.89	0.00
Interest transfer to Reserves	12,572.25	16,530.00	16,530.00	19,836.00	19,836.00	21,159.89
Transfer from Muni	0.00	0.00	0.00	0.00	0.00	869,550.00
Transfer to Muni	0.00	(869,550.00)	(869,550.00)	(869,550.00)	(869,550.00)	0.00
	<u>903,282.14</u>	<u>37,689.89</u>	<u>37,689.89</u>	<u>40,995.89</u>	<u>40,995.89</u>	<u>890,709.89</u>
147 Airport Development Reserve						
Interest transfer to Reserves	1,273.61	0.00	0.00	0.00	0.00	0.00
Transfer from Muni	138,240.00	138,240.00	138,240.00	165,882.00	165,882.00	0.00
Transfer to Muni	0.00	0.00	0.00	(165,882.00)	(165,882.00)	0.00
	<u>139,513.61</u>	<u>138,240.00</u>	<u>138,240.00</u>	<u>0.00</u>	<u>0.00</u>	<u>0.00</u>
148 Airport Existing Terminal Building Reserve						
Accumulated Reserves at Start of Year	39,882.21	39,882.21	39,882.21	39,882.21	39,882.21	0.00
Interest transfer to Reserves	562.92	740.00	740.00	888.00	888.00	882.21
Transfer from Muni	0.00	0.00	0.00	0.00	0.00	39,000.00
	<u>40,445.13</u>	<u>40,622.21</u>	<u>40,622.21</u>	<u>40,770.21</u>	<u>40,770.21</u>	<u>39,882.21</u>
106 Building Asset Renewal Reserve						
Accumulated Reserves at Start of Year	1,725,055.66	1,725,055.66	1,725,055.66	1,725,055.66	1,725,055.66	1,193,933.21
Interest transfer to Reserves	29,360.82	32,000.00	32,000.00	38,400.00	38,400.00	29,072.58
Transfer from Muni	605,960.00	605,960.00	605,960.00	727,148.00	727,148.00	894,362.38
Transfer to Muni	(220,458.25)	0.00	0.00	(1,211,536.00)	(751,536.00)	(392,312.51)
	<u>2,139,918.23</u>	<u>2,363,015.66</u>	<u>2,363,015.66</u>	<u>1,279,067.66</u>	<u>1,739,067.66</u>	<u>1,725,055.66</u>
404 Barnard Park Sports Pavilion Building Reserve						
Accumulated Reserves at Start of Year	10,666.20	10,666.20	10,666.20	10,666.20	10,666.20	0.00
Interest transfer to Reserves	385.68	200.00	200.00	240.00	240.00	166.20
Transfer from Muni	25,190.00	25,190.00	25,190.00	30,226.00	30,226.00	10,500.00
	<u>36,241.88</u>	<u>36,056.20</u>	<u>36,056.20</u>	<u>41,132.20</u>	<u>41,132.20</u>	<u>10,666.20</u>

City of Busselton**Reserves Movement Report****For The Period Ending 30 April 2020**

	2019/2020 Actual YTD	2019/2020 Amended Budget YTD	2019/2020 Original Budget YTD	2019/2020 Amended Budget	2019/2020 Original Budget	2018/2019 Actual
	\$	\$	\$	\$	\$	\$
405 Railway House Building Reserve						
Accumulated Reserves at Start of Year	16,761.18	16,761.18	16,761.18	16,761.18	16,761.18	0.00
Interest transfer to Reserves	392.10	310.00	310.00	372.00	372.00	261.18
Transfer from Muni	16,360.00	16,360.00	16,360.00	19,635.00	19,635.00	16,500.00
	<u>33,513.28</u>	<u>33,431.18</u>	<u>33,431.18</u>	<u>36,768.18</u>	<u>36,768.18</u>	<u>16,761.18</u>
406 Youth and Community Activities Building Reserve						
Accumulated Reserves at Start of Year	45,712.30	45,712.30	45,712.30	45,712.30	45,712.30	0.00
Interest transfer to Reserves	987.23	850.00	850.00	1,020.00	1,020.00	712.30
Transfer from Muni	35,700.00	35,700.00	35,700.00	42,840.00	42,840.00	45,000.00
Transfer to Muni	0.00	0.00	0.00	(10,000.00)	(10,000.00)	0.00
	<u>82,399.53</u>	<u>82,262.30</u>	<u>82,262.30</u>	<u>79,572.30</u>	<u>79,572.30</u>	<u>45,712.30</u>
407 Busselton Library Building Reserve						
Accumulated Reserves at Start of Year	85,071.29	85,071.29	85,071.29	85,071.29	85,071.29	0.00
Interest transfer to Reserves	1,592.09	1,580.00	1,580.00	1,896.00	1,896.00	1,440.29
Transfer from Muni	38,080.00	38,080.00	38,080.00	45,696.00	45,696.00	83,631.00
Transfer to Muni	(20,000.00)	0.00	0.00	(111,000.00)	(111,000.00)	0.00
	<u>104,743.38</u>	<u>124,731.29</u>	<u>124,731.29</u>	<u>21,663.29</u>	<u>21,663.29</u>	<u>85,071.29</u>
131 Busselton Community Resource Centre Reserve						
Accumulated Reserves at Start of Year	190,875.82	190,875.82	190,875.82	190,875.82	190,875.82	156,653.93
Interest transfer to Reserves	3,328.67	3,540.00	3,540.00	4,248.00	4,248.00	4,352.89
Transfer from Muni	64,797.00	64,797.00	64,797.00	86,394.00	86,394.00	29,869.00
Transfer to Muni	0.00	0.00	0.00	(5,160.00)	(5,160.00)	0.00
	<u>259,001.49</u>	<u>259,212.82</u>	<u>259,212.82</u>	<u>276,357.82</u>	<u>276,357.82</u>	<u>190,875.82</u>
408 Busselton Jetty Tourist Park Reserve						
Accumulated Reserves at Start of Year	159,725.80	159,725.80	159,725.80	159,725.80	159,725.80	0.00
Interest transfer to Reserves	4,088.77	2,960.00	2,960.00	3,552.00	3,552.00	3,454.93
Transfer from Muni	215,590.00	215,590.00	215,590.00	258,708.00	258,708.00	218,272.00
Transfer to Muni	(90,000.00)	(261,830.00)	(261,830.00)	(287,610.00)	(287,610.00)	(62,001.13)
	<u>289,404.57</u>	<u>116,445.80</u>	<u>116,445.80</u>	<u>134,375.80</u>	<u>134,375.80</u>	<u>159,725.80</u>
409 Geopraphe Leisure Centre Building Reserve						
Accumulated Reserves at Start of Year	381,186.42	381,186.42	381,186.42	381,186.42	381,186.42	0.00
Interest transfer to Reserves	6,689.43	7,070.00	7,070.00	8,484.00	8,484.00	7,716.49
Transfer from Muni	217,100.00	217,100.00	217,100.00	570,521.00	260,521.00	476,928.00
Transfer to Muni	(130,000.00)	(400,000.00)	(400,000.00)	(885,900.00)	(555,900.00)	(103,458.07)
	<u>474,975.85</u>	<u>205,356.42</u>	<u>205,356.42</u>	<u>74,291.42</u>	<u>94,291.42</u>	<u>381,186.42</u>
331 Joint Venture Aged Housing Reserve						
Accumulated Reserves at Start of Year	1,085,870.41	1,085,870.41	1,085,870.41	1,085,870.41	1,085,870.41	997,854.77
Interest transfer to Reserves	15,961.40	20,150.00	20,150.00	24,180.00	24,180.00	27,824.81
Transfer from Muni	107,280.00	107,280.00	107,280.00	128,741.00	128,741.00	182,877.12
Transfer to Muni	(40,000.00)	0.00	0.00	(152,000.00)	(152,000.00)	(122,686.29)
	<u>1,169,111.81</u>	<u>1,213,300.41</u>	<u>1,213,300.41</u>	<u>1,086,791.41</u>	<u>1,086,791.41</u>	<u>1,085,870.41</u>

City of Busselton**Reserves Movement Report****For The Period Ending 30 April 2020**

	2019/2020 Actual YTD	2019/2020 Amended Budget YTD	2019/2020 Original Budget YTD	2019/2020 Amended Budget	2019/2020 Original Budget	2018/2019 Actual
	\$	\$	\$	\$	\$	\$
403 Winderup Aged Housing Resident Funded Reserve						
Accumulated Reserves at Start of Year	212,501.16	212,501.16	212,501.16	212,501.16	212,501.16	186,717.69
Interest transfer to Reserves	3,072.72	3,940.00	3,940.00	4,728.00	4,728.00	4,702.72
Transfer from Muni	0.00	0.00	0.00	0.00	0.00	63,103.70
Transfer to Muni	0.00	0.00	0.00	(126,000.00)	(126,000.00)	(42,022.95)
	<u>215,573.88</u>	<u>216,441.16</u>	<u>216,441.16</u>	<u>91,229.16</u>	<u>91,229.16</u>	<u>212,501.16</u>
410 Naturaliste Community Centre Building Reserve						
Accumulated Reserves at Start of Year	63,745.73	63,745.73	63,745.73	63,745.73	63,745.73	0.00
Interest transfer to Reserves	1,398.21	1,180.00	1,180.00	1,416.00	1,416.00	2,078.93
Transfer from Muni	49,760.00	49,760.00	49,760.00	59,708.00	59,708.00	159,147.00
Transfer to Muni	0.00	0.00	0.00	(12,000.00)	(12,000.00)	(97,480.20)
	<u>114,903.94</u>	<u>114,685.73</u>	<u>114,685.73</u>	<u>112,869.73</u>	<u>112,869.73</u>	<u>63,745.73</u>
411 Civic and Administration Building Reserve						
Accumulated Reserves at Start of Year	187,928.40	187,928.40	187,928.40	187,928.40	187,928.40	0.00
Interest transfer to Reserves	4,871.56	3,490.00	3,490.00	4,188.00	4,188.00	2,928.40
Transfer from Muni	235,000.00	235,000.00	235,000.00	282,000.00	282,000.00	185,000.00
Transfer to Muni	(38,000.00)	0.00	0.00	(105,920.00)	(105,920.00)	0.00
	<u>389,799.96</u>	<u>426,418.40</u>	<u>426,418.40</u>	<u>368,196.40</u>	<u>368,196.40</u>	<u>187,928.40</u>
412 Vasse Sports Pavilion Building Reserve						
Interest transfer to Reserves	4.15	0.00	0.00	0.00	0.00	0.00
Transfer from Muni	450.00	450.00	450.00	536.00	536.00	0.00
	<u>454.15</u>	<u>450.00</u>	<u>450.00</u>	<u>536.00</u>	<u>536.00</u>	<u>0.00</u>
110 Jetty Maintenance Reserve						
Accumulated Reserves at Start of Year	4,806,278.94	4,806,278.94	4,806,278.94	4,806,278.94	4,806,278.94	4,193,450.51
Interest transfer to Reserves	74,858.98	89,170.00	89,170.00	107,004.00	107,004.00	108,240.24
Transfer from Muni	582,375.00	582,375.00	582,375.00	1,286,516.00	1,286,516.00	1,249,044.00
Transfer to Muni	(355,000.00)	(850,000.00)	(850,000.00)	(3,057,095.00)	(2,982,095.00)	(744,455.81)
	<u>5,108,512.92</u>	<u>4,627,823.94</u>	<u>4,627,823.94</u>	<u>3,142,703.94</u>	<u>3,217,703.94</u>	<u>4,806,278.94</u>
150 Jetty Self Insurance Reserve						
Accumulated Reserves at Start of Year	365,698.37	365,698.37	365,698.37	365,698.37	365,698.37	0.00
Interest transfer to Reserves	5,727.23	6,780.00	6,780.00	8,136.00	8,136.00	5,698.37
Transfer from Muni	50,000.00	50,000.00	50,000.00	60,000.00	60,000.00	360,000.00
	<u>421,425.60</u>	<u>422,478.37</u>	<u>422,478.37</u>	<u>433,834.37</u>	<u>433,834.37</u>	<u>365,698.37</u>
222 Asset Depreciation Reserve						
Accumulated Reserves at Start of Year	0.00	0.00	0.00	0.00	0.00	563,412.18
Interest transfer to Reserves	0.00	0.00	0.00	0.00	0.00	14,029.57
Transfer to Muni	0.00	0.00	0.00	0.00	0.00	(577,441.75)
	<u>0.00</u>	<u>0.00</u>	<u>0.00</u>	<u>0.00</u>	<u>0.00</u>	<u>0.00</u>
223 Road Asset Renewal Reserve						
Accumulated Reserves at Start of Year	1,119,116.75	1,119,116.75	1,119,116.75	1,119,116.75	1,119,116.75	1,299,765.50
Interest transfer to Reserves	40,949.85	20,760.00	20,760.00	24,912.00	24,912.00	49,255.16
Transfer from Muni	2,881,770.00	2,881,770.00	2,881,770.00	3,458,128.00	3,458,128.00	2,550,956.00
Transfer to Muni	(1,678,587.09)	(268,260.00)	0.00	(4,521,634.00)	(4,161,474.00)	(2,780,859.91)
	<u>2,363,249.51</u>	<u>3,753,386.75</u>	<u>4,021,646.75</u>	<u>80,522.75</u>	<u>440,682.75</u>	<u>1,119,116.75</u>

City of BusseltonReserves Movement Report

For The Period Ending 30 April 2020

	2019/2020 Actual YTD	2019/2020 Amended Budget YTD	2019/2020 Original Budget YTD	2019/2020 Amended Budget	2019/2020 Original Budget	2018/2019 Actual
	\$	\$	\$	\$	\$	\$
224 Footpath/ Cycle Ways Reserve						
Accumulated Reserves at Start of Year	3,670.90	3,670.90	3,670.90	3,670.90	3,670.90	0.00
Interest transfer to Reserves	8,408.07	70.00	70.00	84.00	84.00	3,670.90
Transfer from Muni	987,170.00	987,170.00	987,170.00	1,184,602.00	1,184,602.00	231,906.00
Transfer to Muni	(316,885.95)	0.00	0.00	(1,111,590.00)	(1,147,590.00)	(231,906.00)
	<u>682,363.02</u>	<u>990,910.90</u>	<u>990,910.90</u>	<u>76,766.90</u>	<u>40,766.90</u>	<u>3,670.90</u>
226 Other Infrastructure (Drainage, Signage, Etc.) Reserve						
Interest transfer to Reserves	2,664.19	0.00	0.00	0.00	0.00	0.00
Transfer from Muni	289,170.00	289,170.00	289,170.00	347,000.00	347,000.00	0.00
Transfer to Muni	0.00	0.00	0.00	(316,950.00)	(316,950.00)	0.00
	<u>291,834.19</u>	<u>289,170.00</u>	<u>289,170.00</u>	<u>30,050.00</u>	<u>30,050.00</u>	<u>0.00</u>
225 Parks, Gardens and Reserves Reserve						
Interest transfer to Reserves	9,320.73	0.00	0.00	0.00	0.00	0.00
Transfer from Muni	1,011,670.00	1,011,670.00	1,011,670.00	1,214,001.00	1,214,001.00	0.00
Transfer to Muni	(126,098.09)	0.00	0.00	(1,214,000.00)	(1,134,000.00)	0.00
	<u>894,892.64</u>	<u>1,011,670.00</u>	<u>1,011,670.00</u>	<u>1.00</u>	<u>80,001.00</u>	<u>0.00</u>
151 Furniture and Equipment Reserve						
Transfer from Muni	10,000.00	0.00	0.00	364,900.00	364,900.00	0.00
Transfer to Muni	(10,000.00)	0.00	0.00	(364,900.00)	(364,900.00)	0.00
	<u>0.00</u>	<u>0.00</u>	<u>0.00</u>	<u>0.00</u>	<u>0.00</u>	<u>0.00</u>
115 Plant Replacement Reserve						
Accumulated Reserves at Start of Year	1,205,526.70	1,205,526.70	1,205,526.70	1,205,526.70	1,205,526.70	2,185,395.64
Interest transfer to Reserves	19,897.88	22,370.00	22,370.00	26,844.00	26,844.00	61,462.25
Transfer from Muni	750,610.00	750,610.00	750,610.00	900,737.00	900,737.00	1,115,712.71
Transfer to Muni	0.00	(637,500.00)	(633,500.00)	(1,187,450.00)	(1,418,950.00)	(2,157,043.90)
	<u>1,976,034.58</u>	<u>1,341,006.70</u>	<u>1,345,006.70</u>	<u>945,657.70</u>	<u>714,157.70</u>	<u>1,205,526.70</u>
137 Major Traffic Improvements Reserve						
Accumulated Reserves at Start of Year	1,495,577.97	1,495,577.97	1,495,577.97	1,495,577.97	1,495,577.97	432,138.26
Interest transfer to Reserves	23,130.66	27,750.00	27,750.00	33,300.00	33,300.00	30,752.10
Transfer from Muni	940,590.00	940,590.00	940,590.00	1,128,705.00	1,128,705.00	1,211,110.00
Transfer to Muni	(1,116,832.70)	(750,000.00)	(750,000.00)	(2,400,000.00)	(2,400,000.00)	(178,422.39)
	<u>1,342,465.93</u>	<u>1,713,917.97</u>	<u>1,713,917.97</u>	<u>257,582.97</u>	<u>257,582.97</u>	<u>1,495,577.97</u>
132 CBD Enhancement Reserve						
Accumulated Reserves at Start of Year	171,316.34	171,316.34	171,316.34	171,316.34	171,316.34	122,490.23
Interest transfer to Reserves	6,722.97	3,180.00	3,180.00	3,816.00	3,816.00	3,706.11
Transfer from Muni	462,240.00	462,240.00	462,240.00	560,188.00	560,188.00	45,120.00
Transfer to Muni	(87,000.00)	(523,000.00)	(523,000.00)	(643,000.00)	(643,000.00)	0.00
	<u>553,279.31</u>	<u>113,736.34</u>	<u>113,736.34</u>	<u>92,320.34</u>	<u>92,320.34</u>	<u>171,316.34</u>
127 New Infrastructure Development Reserve						
Accumulated Reserves at Start of Year	1,803,171.42	1,803,171.42	1,803,171.42	1,803,171.42	1,803,171.42	1,834,714.76
Interest transfer to Reserves	25,636.31	33,450.00	33,450.00	40,140.00	40,140.00	51,101.03
Transfer from Muni	166,917.80	160,520.00	160,520.00	192,627.00	192,627.00	410,941.00
Transfer to Muni	(490,393.13)	(613,400.00)	(613,400.00)	(1,259,942.00)	(1,259,942.00)	(493,585.37)
	<u>1,505,332.40</u>	<u>1,383,741.42</u>	<u>1,383,741.42</u>	<u>775,996.42</u>	<u>775,996.42</u>	<u>1,803,171.42</u>

City of Busselton**Reserves Movement Report****For The Period Ending 30 April 2020**

	2019/2020 Actual YTD	2019/2020 Amended Budget YTD	2019/2020 Original Budget YTD	2019/2020 Amended Budget	2019/2020 Original Budget	2018/2019 Actual
	\$	\$	\$	\$	\$	\$
141 Commonage Precinct Infrastructure Road Reserve						
Accumulated Reserves at Start of Year	231,223.87	231,223.87	231,223.87	231,223.87	231,223.87	225,574.67
Interest transfer to Reserves	3,263.71	4,290.00	4,290.00	5,148.00	5,148.00	5,649.20
	<u>234,487.58</u>	<u>235,513.87</u>	<u>235,513.87</u>	<u>236,371.87</u>	<u>236,371.87</u>	<u>231,223.87</u>
114 City Car Parking and Access Reserve						
Accumulated Reserves at Start of Year	1,281,336.70	1,281,336.70	1,281,336.70	1,281,336.70	1,281,336.70	875,925.14
Interest transfer to Reserves	21,554.99	23,770.00	23,770.00	28,524.00	28,524.00	30,250.23
Transfer from Muni	420,990.00	420,990.00	420,990.00	505,188.00	505,188.00	538,024.00
Transfer to Muni	0.00	0.00	0.00	(594,115.00)	(427,549.00)	(162,862.67)
	<u>1,723,881.69</u>	<u>1,726,096.70</u>	<u>1,726,096.70</u>	<u>1,220,933.70</u>	<u>1,387,499.70</u>	<u>1,281,336.70</u>
107 Corporate IT Systems Reserve						
Accumulated Reserves at Start of Year	80,398.99	80,398.99	80,398.99	80,398.99	80,398.99	78,625.03
Interest transfer to Reserves	1,134.81	1,490.00	1,490.00	1,788.00	1,788.00	1,773.96
	<u>81,533.80</u>	<u>81,888.99</u>	<u>81,888.99</u>	<u>82,186.99</u>	<u>82,186.99</u>	<u>80,398.99</u>
133 Election, Valuation and Corporate Expenses Reserve						
Accumulated Reserves at Start of Year	499,905.97	499,905.97	499,905.97	499,905.97	499,905.97	149,557.64
Interest transfer to Reserves	7,661.93	9,270.00	9,270.00	11,124.00	11,124.00	8,399.33
Transfer from Muni	125,000.00	125,000.00	125,000.00	150,000.00	150,000.00	350,949.00
Transfer to Muni	(97,576.37)	(110,000.00)	(110,000.00)	(150,000.00)	(150,000.00)	(9,000.00)
	<u>534,991.53</u>	<u>524,175.97</u>	<u>524,175.97</u>	<u>511,029.97</u>	<u>511,029.97</u>	<u>499,905.97</u>
111 Legal Expenses Reserve						
Accumulated Reserves at Start of Year	577,255.71	577,255.71	577,255.71	577,255.71	577,255.71	557,904.00
Interest transfer to Reserves	7,949.58	10,710.00	10,710.00	12,852.00	12,852.00	15,035.07
Transfer from Muni	0.00	50,689.00	0.00	50,689.00	0.00	61,364.00
Transfer to Muni	0.00	0.00	0.00	0.00	0.00	(57,047.36)
	<u>585,205.29</u>	<u>638,654.71</u>	<u>587,965.71</u>	<u>640,796.71</u>	<u>590,107.71</u>	<u>577,255.71</u>
135 Performing Arts and Convention Centre Reserve						
Transfer from Muni	2,610,848.08	0.00	0.00	2,705,530.00	2,705,530.00	0.00
	<u>2,610,848.08</u>	<u>0.00</u>	<u>0.00</u>	<u>2,705,530.00</u>	<u>2,705,530.00</u>	<u>0.00</u>
202 Long Service Leave Reserve						
Accumulated Reserves at Start of Year	3,096,583.00	3,096,583.00	3,096,583.00	3,096,583.00	3,096,583.00	3,111,698.09
Interest transfer to Reserves	44,451.78	57,450.00	57,450.00	68,940.00	68,940.00	93,949.05
Transfer from Muni	208,330.00	208,330.00	208,330.00	250,000.00	250,000.00	384,190.02
Transfer to Muni	0.00	0.00	0.00	(653,950.00)	(653,950.00)	(493,254.16)
	<u>3,349,364.78</u>	<u>3,362,363.00</u>	<u>3,362,363.00</u>	<u>2,761,573.00</u>	<u>2,761,573.00</u>	<u>3,096,583.00</u>
203 Professional Development Reserve						
Accumulated Reserves at Start of Year	122,771.88	122,771.88	122,771.88	122,771.88	122,771.88	113,024.66
Interest transfer to Reserves	2,068.12	2,280.00	2,280.00	2,736.00	2,736.00	3,777.31
Transfer from Muni	58,330.00	58,330.00	58,330.00	70,000.00	70,000.00	70,000.00
Transfer to Muni	0.00	0.00	0.00	(71,930.00)	(71,930.00)	(64,030.09)
	<u>183,170.00</u>	<u>183,381.88</u>	<u>183,381.88</u>	<u>123,577.88</u>	<u>123,577.88</u>	<u>122,771.88</u>

City of Busseton**Reserves Movement Report****For The Period Ending 30 April 2020**

	2019/2020 Actual YTD	2019/2020 Amended Budget YTD	2019/2020 Original Budget YTD	2019/2020 Amended Budget	2019/2020 Original Budget	2018/2019 Actual
	\$	\$	\$	\$	\$	\$
204 Sick Pay Incentive Reserve						
Accumulated Reserves at Start of Year	150,403.55	150,403.55	150,403.55	150,403.55	150,403.55	175,935.04
Interest transfer to Reserves	2,091.92	2,790.00	2,790.00	3,348.00	3,348.00	5,088.12
Transfer from Muni	5,833.00	5,833.00	5,833.00	70,000.00	70,000.00	0.00
Transfer to Muni	0.00	0.00	0.00	(71,930.00)	(71,930.00)	(30,619.61)
	<u>158,328.47</u>	<u>159,026.55</u>	<u>159,026.55</u>	<u>151,821.55</u>	<u>151,821.55</u>	<u>150,403.55</u>
124 Workers Compensation and Extended Sick Leave Coningency Res						
Accumulated Reserves at Start of Year	305,100.95	305,100.95	305,100.95	305,100.95	305,100.95	356,227.48
Interest transfer to Reserves	4,097.88	5,660.00	5,660.00	6,792.00	6,792.00	8,873.47
Transfer to Muni	0.00	0.00	0.00	(28,460.00)	(28,460.00)	(60,000.00)
	<u>309,198.83</u>	<u>310,760.95</u>	<u>310,760.95</u>	<u>283,432.95</u>	<u>283,432.95</u>	<u>305,100.95</u>
302 Community Facilities - City District						
Accumulated Reserves at Start of Year	2,552,707.62	2,552,707.62	2,552,707.62	2,552,707.62	2,552,707.62	2,303,095.83
Interest transfer to Reserves	36,774.99	47,360.00	47,360.00	56,832.00	56,832.00	60,897.30
Transfer from Muni	93,542.84	272,920.00	272,920.00	361,740.00	361,740.00	306,049.14
Transfer to Muni	(415,000.00)	0.00	0.00	(2,203,795.00)	(2,203,795.00)	(117,334.65)
	<u>2,268,025.45</u>	<u>2,872,987.62</u>	<u>2,872,987.62</u>	<u>767,484.62</u>	<u>767,484.62</u>	<u>2,552,707.62</u>
304 Community Facilities - Broadwater						
Accumulated Reserves at Start of Year	158,523.04	158,523.04	158,523.04	158,523.04	158,523.04	138,048.48
Interest transfer to Reserves	2,288.12	2,940.00	2,940.00	3,528.00	3,528.00	3,656.26
Transfer from Muni	4,947.66	10,420.00	10,420.00	12,500.00	12,500.00	16,818.30
	<u>165,758.82</u>	<u>171,883.04</u>	<u>171,883.04</u>	<u>174,551.04</u>	<u>174,551.04</u>	<u>158,523.04</u>
303 Community Facilities - Busseton						
Accumulated Reserves at Start of Year	44,011.77	44,011.77	44,011.77	44,011.77	44,011.77	34,546.40
Interest transfer to Reserves	676.64	820.00	820.00	984.00	984.00	971.37
Transfer from Muni	6,902.93	16,670.00	16,670.00	20,000.00	20,000.00	8,494.00
Transfer to Muni	(44,000.00)	0.00	0.00	(44,000.00)	(44,000.00)	0.00
	<u>7,591.34</u>	<u>61,501.77</u>	<u>61,501.77</u>	<u>20,995.77</u>	<u>20,995.77</u>	<u>44,011.77</u>
305 Community Facilities - Dunsborough						
Accumulated Reserves at Start of Year	188,062.67	188,062.67	188,062.67	188,062.67	188,062.67	166,327.12
Interest transfer to Reserves	2,887.21	3,490.00	3,490.00	4,188.00	4,188.00	4,549.89
Transfer from Muni	23,791.64	20,830.00	20,830.00	25,000.00	25,000.00	17,185.66
	<u>214,741.52</u>	<u>212,382.67</u>	<u>212,382.67</u>	<u>217,250.67</u>	<u>217,250.67</u>	<u>188,062.67</u>
311 Community Facilities - Dunsborough Lakes Estate						
Accumulated Reserves at Start of Year	922,772.84	922,772.84	922,772.84	922,772.84	922,772.84	525,105.39
Interest transfer to Reserves	13,024.82	17,120.00	17,120.00	20,544.00	20,544.00	19,631.45
Transfer from Muni	0.00	231,660.00	231,660.00	277,990.00	277,990.00	378,036.00
	<u>935,797.66</u>	<u>1,171,552.84</u>	<u>1,171,552.84</u>	<u>1,221,306.84</u>	<u>1,221,306.84</u>	<u>922,772.84</u>
306 Community Facilities - Geographe						
Accumulated Reserves at Start of Year	99,175.93	99,175.93	99,175.93	99,175.93	99,175.93	95,061.38
Interest transfer to Reserves	1,413.26	1,840.00	1,840.00	2,208.00	2,208.00	2,410.78
Transfer from Muni	1,033.93	6,250.00	6,250.00	7,500.00	7,500.00	1,703.77
	<u>101,623.12</u>	<u>107,265.93</u>	<u>107,265.93</u>	<u>108,883.93</u>	<u>108,883.93</u>	<u>99,175.93</u>

City of BusseltonReserves Movement Report

For The Period Ending 30 April 2020

	2019/2020 Actual YTD	2019/2020 Amended Budget YTD	2019/2020 Original Budget YTD	2019/2020 Amended Budget	2019/2020 Original Budget	2018/2019 Actual
	\$	\$	\$	\$	\$	\$
310 Community Facilities - Port Geographe						
Accumulated Reserves at Start of Year	343,509.27	343,509.27	343,509.27	343,509.27	343,509.27	335,116.76
Interest transfer to Reserves	4,848.59	6,370.00	6,370.00	7,644.00	7,644.00	8,392.51
	<u>348,357.86</u>	<u>349,879.27</u>	<u>349,879.27</u>	<u>351,153.27</u>	<u>351,153.27</u>	<u>343,509.27</u>
309 Community Facilities - Vasse						
Accumulated Reserves at Start of Year	615,585.54	615,585.54	615,585.54	615,585.54	615,585.54	589,760.45
Interest transfer to Reserves	8,688.92	11,420.00	11,420.00	13,704.00	13,704.00	14,848.67
Transfer from Muni	0.00	0.00	0.00	0.00	0.00	10,976.42
Transfer to Muni	(59,000.00)	0.00	0.00	(450,000.00)	(450,000.00)	0.00
	<u>565,274.46</u>	<u>627,005.54</u>	<u>627,005.54</u>	<u>179,289.54</u>	<u>179,289.54</u>	<u>615,585.54</u>
308 Community Facilities - Airport North						
Accumulated Reserves at Start of Year	2,970,179.38	2,970,179.38	2,970,179.38	2,970,179.38	2,970,179.38	2,826,296.71
Interest transfer to Reserves	41,924.90	55,100.00	55,100.00	66,120.00	66,120.00	71,258.67
Transfer from Muni	0.00	212,500.00	212,500.00	255,000.00	255,000.00	72,624.00
	<u>3,012,104.28</u>	<u>3,237,779.38</u>	<u>3,237,779.38</u>	<u>3,291,299.38</u>	<u>3,291,299.38</u>	<u>2,970,179.38</u>
130 Locke Estate Reserve						
Accumulated Reserves at Start of Year	1,012.99	1,012.99	1,012.99	1,012.99	1,012.99	0.00
Interest transfer to Reserves	301.78	20.00	20.00	24.00	24.00	1,012.99
Transfer from Muni	53,330.00	53,330.00	53,330.00	64,000.00	64,000.00	64,000.00
Transfer to Muni	0.00	0.00	0.00	(64,000.00)	(64,000.00)	(64,000.00)
	<u>54,644.77</u>	<u>54,362.99</u>	<u>54,362.99</u>	<u>1,036.99</u>	<u>1,036.99</u>	<u>1,012.99</u>
122 Port Geographe Development Reserve						
Accumulated Reserves at Start of Year	682,470.41	682,470.41	682,470.41	682,470.41	682,470.41	1,455,440.82
Interest transfer to Reserves	9,568.15	12,660.00	12,660.00	15,192.00	15,192.00	30,840.83
Transfer from Muni	43,310.00	43,310.00	43,310.00	51,975.00	51,975.00	50,000.00
Transfer to Muni	(364,498.96)	0.00	0.00	(599,307.00)	(599,307.00)	(853,811.24)
	<u>370,849.60</u>	<u>738,440.41</u>	<u>738,440.41</u>	<u>150,330.41</u>	<u>150,330.41</u>	<u>682,470.41</u>
123 Port Geographe Waterways Managment Reserve (SAR)						
Accumulated Reserves at Start of Year	3,349,716.94	3,349,716.94	3,349,716.94	3,349,716.94	3,349,716.94	3,387,485.07
Interest transfer to Reserves	47,967.30	62,150.00	62,150.00	74,580.00	74,580.00	87,609.18
Transfer from Muni	179,120.00	179,120.00	179,120.00	214,942.00	214,942.00	193,747.69
Transfer to Muni	0.00	(326,800.00)	(326,800.00)	(346,800.00)	(346,800.00)	(319,125.00)
	<u>3,576,804.24</u>	<u>3,264,186.94</u>	<u>3,264,186.94</u>	<u>3,292,438.94</u>	<u>3,292,438.94</u>	<u>3,349,716.94</u>
126 Provence Landscape Maintenance Reserve (SAR)						
Accumulated Reserves at Start of Year	1,194,759.54	1,194,759.54	1,194,759.54	1,194,759.54	1,194,759.54	1,101,707.78
Interest transfer to Reserves	17,905.69	22,170.00	22,170.00	26,604.00	26,604.00	30,061.96
Transfer from Muni	146,970.00	146,970.00	146,970.00	176,363.00	176,363.00	168,461.65
Transfer to Muni	(64,000.00)	0.00	0.00	(203,380.00)	(203,380.00)	(105,471.85)
	<u>1,295,635.23</u>	<u>1,363,899.54</u>	<u>1,363,899.54</u>	<u>1,194,346.54</u>	<u>1,194,346.54</u>	<u>1,194,759.54</u>
128 Vasse Newtown Landscape Maintenance Reserve (SAR)						
Accumulated Reserves at Start of Year	575,151.53	575,151.53	575,151.53	575,151.53	575,151.53	535,722.24
Interest transfer to Reserves	9,045.86	10,670.00	10,670.00	12,804.00	12,804.00	15,770.06
Transfer from Muni	150,670.00	150,670.00	150,670.00	180,801.00	180,801.00	172,922.26
Transfer to Muni	(101,355.93)	0.00	0.00	(199,220.00)	(199,220.00)	(149,263.03)
	<u>633,511.46</u>	<u>736,491.53</u>	<u>736,491.53</u>	<u>569,536.53</u>	<u>569,536.53</u>	<u>575,151.53</u>

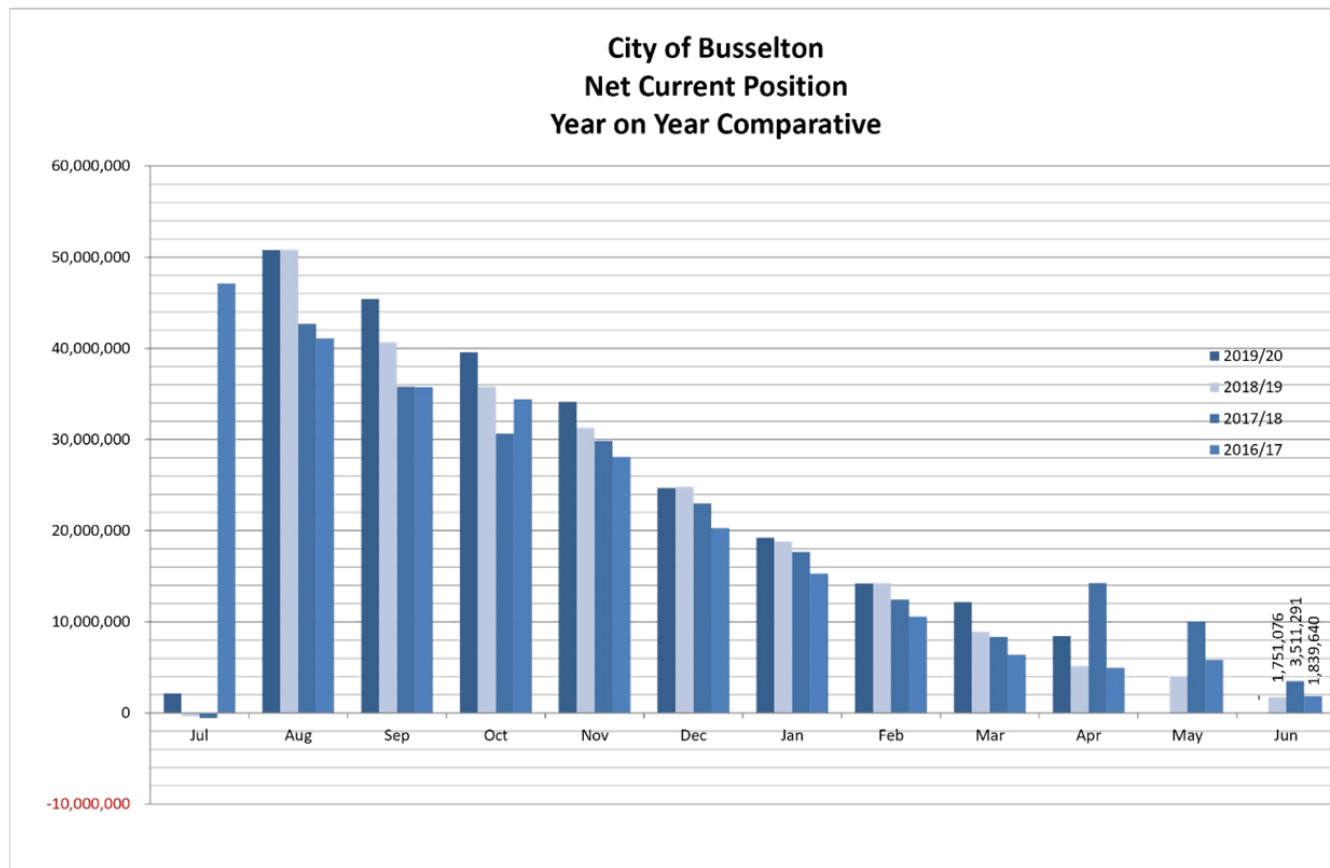
City of Busselton**Reserves Movement Report****For The Period Ending 30 April 2020**

	2019/2020 Actual YTD	2019/2020 Amended Budget YTD	2019/2020 Original Budget YTD	2019/2020 Amended Budget	2019/2020 Original Budget	2018/2019 Actual
	\$	\$	\$	\$	\$	\$
138 Commonage Precinct Bushfire Facilities Reserve						
Accumulated Reserves at Start of Year	57,260.53	57,260.53	57,260.53	57,260.53	57,260.53	55,861.58
Interest transfer to Reserves	808.23	1,060.00	1,060.00	1,272.00	1,272.00	1,398.95
	<u>58,068.76</u>	<u>58,320.53</u>	<u>58,320.53</u>	<u>58,532.53</u>	<u>58,532.53</u>	<u>57,260.53</u>
139 Commonage Community Facilities Dunsborough Lakes South Res						
Accumulated Reserves at Start of Year	72,622.42	72,622.42	72,622.42	72,622.42	72,622.42	70,848.15
Interest transfer to Reserves	1,025.05	1,350.00	1,350.00	1,620.00	1,620.00	1,774.27
	<u>73,647.47</u>	<u>73,972.42</u>	<u>73,972.42</u>	<u>74,242.42</u>	<u>74,242.42</u>	<u>72,622.42</u>
140 Commonage Community Facilities South Biddle Precinct Reserve						
Accumulated Reserves at Start of Year	886,172.58	886,172.58	886,172.58	886,172.58	886,172.58	1,030,368.46
Interest transfer to Reserves	11,917.20	16,440.00	16,440.00	19,728.00	19,728.00	25,804.12
Transfer to Muni	0.00	0.00	0.00	0.00	0.00	(170,000.00)
	<u>898,089.78</u>	<u>902,612.58</u>	<u>902,612.58</u>	<u>905,900.58</u>	<u>905,900.58</u>	<u>886,172.58</u>
321 Busselton Area Drainage and Waterways Improvement Reserve						
Accumulated Reserves at Start of Year	546,471.37	546,471.37	546,471.37	546,471.37	546,471.37	548,820.67
Interest transfer to Reserves	7,658.44	10,140.00	10,140.00	12,168.00	12,168.00	13,451.35
Transfer to Muni	(35,000.00)	0.00	0.00	(184,399.00)	(184,399.00)	(15,800.65)
	<u>519,129.81</u>	<u>556,611.37</u>	<u>556,611.37</u>	<u>374,240.37</u>	<u>374,240.37</u>	<u>546,471.37</u>
102 Coastal and Climate Adaptation Reserve						
Accumulated Reserves at Start of Year	2,845,578.60	2,845,578.60	2,845,578.60	2,845,578.60	2,845,578.60	2,472,424.34
Interest transfer to Reserves	43,381.45	52,790.00	52,790.00	63,348.00	63,348.00	69,960.53
Transfer from Muni	395,040.00	395,040.00	395,040.00	538,044.00	538,044.00	527,732.00
Transfer to Muni	(535,000.00)	(278,697.00)	0.00	(1,538,489.00)	(1,259,792.00)	(224,538.27)
	<u>2,749,000.05</u>	<u>3,014,711.60</u>	<u>3,293,408.60</u>	<u>1,908,481.60</u>	<u>2,187,178.60</u>	<u>2,845,578.60</u>
144 Emergency Disaster Recovery Reserve						
Accumulated Reserves at Start of Year	72,781.94	72,781.94	72,781.94	72,781.94	72,781.94	50,000.00
Interest transfer to Reserves	1,186.71	1,350.00	1,350.00	1,620.00	1,620.00	1,781.54
Transfer from Muni	16,670.00	16,670.00	16,670.00	20,000.00	20,000.00	21,000.40
	<u>90,638.65</u>	<u>90,801.94</u>	<u>90,801.94</u>	<u>94,401.94</u>	<u>94,401.94</u>	<u>72,781.94</u>
145 Energy Sustainability Reserve						
Accumulated Reserves at Start of Year	181,852.87	181,852.87	181,852.87	181,852.87	181,852.87	100,000.00
Interest transfer to Reserves	3,285.03	3,370.00	3,370.00	4,044.00	4,044.00	4,474.87
Transfer from Muni	83,330.00	83,330.00	83,330.00	130,000.00	130,000.00	100,000.00
Transfer to Muni	(176,696.68)	0.00	0.00	(177,378.00)	(177,378.00)	(22,622.00)
	<u>91,771.22</u>	<u>268,552.87</u>	<u>268,552.87</u>	<u>138,518.87</u>	<u>138,518.87</u>	<u>181,852.87</u>
146 Cemetery Reserve						
Accumulated Reserves at Start of Year	157,626.57	157,626.57	157,626.57	157,626.57	157,626.57	100,000.00
Interest transfer to Reserves	3,235.41	2,920.00	2,920.00	3,504.00	3,504.00	4,098.21
Transfer from Muni	115,830.00	115,830.00	115,830.00	139,000.00	139,000.00	77,321.95
Transfer to Muni	(184,808.68)	0.00	0.00	(254,000.00)	(254,000.00)	(23,793.59)
	<u>91,883.30</u>	<u>276,376.57</u>	<u>276,376.57</u>	<u>46,130.57</u>	<u>46,130.57</u>	<u>157,626.57</u>















City of BusseltonReserves Movement Report

For The Period Ending 30 April 2020

	2019/2020 Actual YTD	2019/2020 Amended Budget YTD	2019/2020 Original Budget YTD	2019/2020 Amended Budget	2019/2020 Original Budget	2018/2019 Actual
	\$	\$	\$	\$	\$	\$
341 Public Art Reserve						
Accumulated Reserves at Start of Year	86,198.07	86,198.07	86,198.07	86,198.07	86,198.07	229,685.21
Interest transfer to Reserves	698.03	1,600.00	1,600.00	1,920.00	1,920.00	5,697.86
Transfer to Muni	0.00	0.00	0.00	(41,060.00)	(41,060.00)	(149,185.00)
	<u>86,896.10</u>	<u>87,798.07</u>	<u>87,798.07</u>	<u>47,058.07</u>	<u>47,058.07</u>	<u>86,198.07</u>
121 Waste Management Facility and Plant Reserve						
Accumulated Reserves at Start of Year	7,867,210.16	7,867,210.16	7,867,210.16	7,867,210.16	7,867,210.16	7,881,068.17
Interest transfer to Reserves	108,409.51	145,960.00	145,960.00	175,152.00	175,152.00	200,860.10
Transfer from Muni	876,660.00	876,660.00	876,660.00	1,051,994.00	1,051,994.00	1,312,610.77
Transfer to Muni	(77,000.00)	(3,892,990.00)	(4,692,990.00)	(4,816,140.00)	(5,616,140.00)	(1,527,328.88)
	<u>8,775,279.67</u>	<u>4,996,840.16</u>	<u>4,196,840.16</u>	<u>4,278,216.16</u>	<u>3,478,216.16</u>	<u>7,867,210.16</u>
120 Strategic Projects Reserve						
Accumulated Reserves at Start of Year	257,162.94	257,162.94	257,162.94	257,162.94	257,162.94	226,213.20
Interest transfer to Reserves	3,829.04	27,660.00	27,660.00	33,192.00	33,192.00	5,949.74
Transfer from Muni	20,830.00	20,830.00	20,830.00	31,000.00	31,000.00	25,000.00
Transfer to Muni	0.00	0.00	0.00	(78,925.00)	(78,925.00)	0.00
	<u>281,821.98</u>	<u>305,652.94</u>	<u>305,652.94</u>	<u>242,429.94</u>	<u>242,429.94</u>	<u>257,162.94</u>
129 Untied Grants Reserve						
Accumulated Reserves at Start of Year	1,232,906.00	1,232,906.00	1,232,906.00	1,232,906.00	1,232,906.00	0.00
Transfer from Muni	0.00	0.00	0.00	0.00	0.00	1,232,906.00
Transfer to Muni	(1,232,906.00)	(1,232,906.00)	(1,232,906.00)	(1,232,906.00)	(1,232,906.00)	0.00
	<u>0.00</u>	<u>0.00</u>	<u>0.00</u>	<u>0.00</u>	<u>0.00</u>	<u>1,232,906.00</u>
Total Cash Back Reserves	<u>64,134,870.68</u>	<u>57,935,088.66</u>	<u>57,765,356.66</u>	<u>42,180,165.66</u>	<u>42,611,399.66</u>	<u>55,590,217.66</u>
Summary Reserves						
Accumulated Reserves at Start of Year	55,590,217.66	55,590,217.66	55,590,217.66	55,590,217.66	55,590,217.66	47,978,518.20
Interest transfer to Reserves	857,689.47	1,031,350.00	1,031,350.00	1,237,620.00	1,237,620.00	1,413,166.97
Transfer from Muni	15,846,829.88	13,911,304.00	13,860,615.00	21,001,111.00	20,640,422.00	18,882,926.94
Transfer to Muni	(8,159,866.33)	(12,597,783.00)	(12,716,826.00)	(35,648,783.00)	(34,856,860.00)	(12,684,394.45)
Closing Balance	<u>64,134,870.68</u>	<u>57,935,088.66</u>	<u>57,765,356.66</u>	<u>42,180,165.66</u>	<u>42,611,399.66</u>	<u>55,590,217.66</u>



6.3 APPLICATION FOR RATE EXEMPTION - THE FREE REFORMED CHURCH OF BUSSELTON

STRATEGIC GOAL	6. LEADERSHIP Visionary, collaborative, accountable
STRATEGIC OBJECTIVE	6.1 Governance systems, process and practices are responsible, ethical and transparent.
SUBJECT INDEX	Exemptions & Appeals (Rates)
BUSINESS UNIT	Rates
REPORTING OFFICER	Rates Coordinator - David Nicholson
AUTHORISING OFFICER	Director Finance and Corporate Services - Tony Nottle
NATURE OF DECISION	Executive: substantial direction setting, including adopting strategies, plans and policies (excluding local planning policies), tenders, setting and amending budgets, funding, donations and sponsorships, reviewing committee recommendations
VOTING REQUIREMENT	Absolute Majority
ATTACHMENTS	Attachment A Letter Requesting Rates Exemption - Free Reformed Church Busselton   Attachment B Rate Exemption Application Form   Attachment C Rate Exemption Application - Statutory Declaration   Attachment D Constitution - Free Reformed Church   Attachment E Free Reformed Church Busselton Incorporated Association Extract   Attachment F 2018-2019 Audit Letter   Attachment G 108 Hawker - Site Plan  

OFFICER RECOMMENDATION

That the Council:

1. Approve the rate exemption application from The Free Reformed Church of Busselton under section 6.26 (2)(d) of the *Local Government Act 1995* on 108 Hawker Approach, Yalyalup effective 1 July 2019; and
2. Agree that this rate exemption is to continue where The Free Reformed Church of Busselton confirms in writing by the 30 April annually that they continue to own and use the property for the purposes stated in the application.

EXECUTIVE SUMMARY

An application has been received from The Free Reformed Church of Busselton for rate exemption for the property at 108 Hawker Approach, Yalyalup, which is used as the residence for their minister. On the basis of the application, this report recommends that the application for exemption be granted effective 1 July 2019 in accordance with Section 6.26(2)(d) of the *Local Government Act 1995*.

BACKGROUND

The Free Reformed Church of Busselton is a religious organisation that previously owned a property at 9 Salmon Close West, Busselton. This property was granted a rate exemption in August 2013 as it was being used as the residence for the minister. In August 2019, this property was sold as they had purchased 108 Hawker Approach, Yalyalup, earlier in May 2019 for a new minister's residence.

In September 2019, the Church contacted the City and was provided with the necessary rate exemption application documentation. The City officially received the exemption application in February 2020.

Despite the delay in making the application, the Church is seeking rate exemption effective from 1 July 2019.

OFFICER COMMENT

The Act states that all land is rateable except in certain circumstances. However, Section 6.26(2)(d) of the Act states that:

“land used or held exclusively by a religious body as a place of public worship or in relation to that worship, a place of residence of a minister of religion, a convent, nunnery or monastery, or occupied exclusively by a religious brotherhood or sisterhood” is not rateable.

As the property 108 Hawker Place, Yalyalup, is being used as a residence and office for the Minister of the Church, it is considered to be rate exempt under section 6.26(2)(d) of the Act.

No physical inspection of the property has been carried out as a Statutory Declaration on its use has been provided, which is sufficient.

Statutory Environment

Section 6.26(2)(d) of the Act specifically states that land used or held exclusively by a religious body as a place of public worship or in relation to that worship, a place of residence of a minister of religion, a convent, nunnery or monastery, or occupied exclusively by a religious brotherhood or sisterhood is exempt from rates.

Relevant Plans and Policies

There are no relevant plans or policies to consider in relation to this matter.

Financial Implications

If rate exemption is approved effective 1 July 2019, there would be a reduction of \$2,173 to the 2019/2020 rating and specified area rate income. There would be similar reductions for future financial periods if the property is continued to be used for the purpose of the Church.

Stakeholder Consultation

No external stakeholder consultation was required or undertaken in relation to this matter.

Risk Assessment

An assessment of the potential implications of implementing the officer recommendation has been undertaken using the City's risk management framework, with risks assessed taking into account any controls already in place. No such risks of a medium or greater level have been identified.

However, if Council chooses to not approve the application for rate exemption then staffing and/or legal costs may be incurred if the applicant refers the matter to the State Administrative Tribunal for review of the decision.

Options

As an alternative to the proposed recommendation the Council could decline the rate exemption application on the basis that it considers the property to be rateable under the Act. As stated above, this is not recommended based on the risks associated with declining the application.

CONCLUSION

It is considered, based on the application provided by The Free Reformed Church of Busselton that 108 Hawker Approach, Yalyalup, is eligible for rate exemption due to it being used as a place of residence for the minister of the church.

TIMELINE FOR IMPLEMENTATION OF OFFICER RECOMMENDATION

Given that an initial rate exemption enquiry was made in September 2019, it is considered that rate exemption on 108 Hawker Approach, Yalyalup should be effective from the 1 July 2019. Following Council's resolution, this will be undertaken by 31 May 2020.



12 February 2020

Elder Ray Fokkema
Secretary
Free Reformed Church of Busselton
PO Box 5298, West Busselton WA 6280

Mr David Nicholson
Rates Coordinator
City of Busselton
Locked Bay 1, Busselton WA 6280

Re: Request for rates exemption for 108 Hawker Approach, Yalyallup

Dear David,

We are requesting rate exemption for 108 Hawker Approach, Yalyallup, which was purchased last year as manse for our new minister Rev A Hagg and his family. We have sold our previous manse (9 Salmon Close, Busselton) for which we had been granted rates exemption.

The main house on the property is used as the residence of our minister and his wife and 6 children. The studio to the rear is used as his home office/study where he can have a private and quiet space to prepare his sermons and do his pastoral work. Pastoral work is done on a needs basis and organised directly with our pastor. No payments are received for any services provided.

Yours sincerely,

A handwritten signature in black ink, appearing to read 'Ray Fokkema', is written over a horizontal line.

Ray Fokkema
Secretary

APPLICATION FOR RATES EXEMPTION

Local Government Act 1995 – Section 6.26

Privacy

The personal information collected on this form will only be used by the City of Busselton for the sole purpose of providing requested and related services. Information will be stored securely by the City and will not be disclosed to any third parties without your express written consent.

Copyright

I authorise the City of Busselton to reproduce any attachments provided with this form for internal purposes only.

City of Busselton
2 Southern Drive
Busselton WA 6280
Locked bag 1
Busselton WA 6280

ABN 87 285 608 991

Phone: (08) 9781 0444

Facsimile: (08) 9432 4634

Email: city@busselton.wa.gov.auWeb: www.busselton.wa.gov.au

This application form is to be used by organisations seeking exemption from rates, pursuant to the provisions of Section 6.26 of the Local Government Act 1995. The application for exemption will be checked based on the information you have provided, and you will be advised of the outcome in due course. Please attach all additional documents requested, as failure to do so may result in the application being refused.

Please note that this exemption application will only be considered where the properties rating assessment is up to date. Any approved exemption will be on rates only with Emergency Services Levy and other service charges such as waste services remaining payable. Any overpayment as a result of rate exemption being approved will be refunded. Properties which are granted rate exemption are subject to periodic reviews to ensure continued approval.

Instructions: Please print clearly in the spaces provided.


1. PROPERTY ADDRESS DETAILS

Street address	108 Hawker Approach
Suburb	YALYALUP
Post code	6280

Property Reference Number (if known)	1000232572
--------------------------------------	------------

2. WHAT IS THE CURRENT USE OF THE PROPERTY? Please provide full details:

House is accommodation for our Minister of Religion and his family. The home office is used by the pastor as his home office.



3. PROPERTY OWNER DETAILS

Organisation	Free Reformed Church of Busselton Inc.
Property owner <i>(if different to above)</i>	
Postal address <i>(including post code)</i>	PO Box 5298, West Busselton, 6280, WA.
Telephone	
Facsimile	
Mobile	0421472660
E-mail	treasurer@frcbusselton.org.au

4. APPLICANT DETAILS

Contact Person	Tanya Bosveld
Position Title	Treasurer
Postal address <i>(including post code)</i>	4 Peaker Court, West Busselton, WA 6280
Telephone	
Facsimile	
Mobile	0421472660
E-mail	treasurer@frcbusselton.org.au

5. ORGANISATION INFORMATION**Is/does the organisation:**

An incorporated body as per the Associations Incorporated Act 1987?

(If yes, provide a Certificate of Incorporation)☒ Yes☐ No

Considered "not for profit"?

☒ Yes☐ No

Have a tax exemption from the Australian Tax Office (ATO)?

(If yes, provide a certificate of tax exemption from the ATO)☐ Yes☒ No

Leasing the property?

(If yes, provide a copy of the lease and confirm if the lessee is responsible for payment of the rates)☐ Yes☒ No

Have planning approval for the land use of the property?

(A site inspection may be required before the application is processed)☒ Yes☐ No

6. DOCUMENTATION REQUIREMENTS

Please provide the following documentation with this application:

- ☒ Formal request for rate exemption on the organisation's letter head that includes a written statement outlining the nature of the Organisation's operations, including the following details:
 - Use and occupancy of the property
 - Type of service provided (e.g. food, accommodation etc)
 - Frequency of service provision (e.g. full-time, daily, weekly etc)
 - Whether any payment is received for the services provided by the organisation;
- ☒ Copy of the organisation's constitution;
- ☒ Copy of the organisation's current certificate of incorporation;
- ☒ A statutory declaration from the organisation confirming the exact purpose for which the whole of the property is being used for;
- ☒ A plan of the property, showing all buildings and outbuildings **OR**
- ☐ Floor plan of the leased property area if only part of the property is the subject of this application.
- ☒ A copy of the organisations current years audited financial statements and details of its financial and funding support;
- ☐ Copies of any other relevant documentation that the organisation considers will support this application;

7. AUTHORISATION

By signing this application, I hereby certify that the information provided is true and correct to the best of my knowledge.

Name	Tanya Bosveld
Position Title	Treasurer
Organisation	FRC Busselton Inc.
CEO/Trustee Signature	<i>JR Bosveld</i> 18/02/2020

OFFICE USE ONLY

1. CONSIDERATIONS

Approval with the City's Town Planning Scheme? YES ☐ NO ☐

Has the property been inspected? YES ☐ NO ☐

Recommend for non-rateable status? YES ☐ NO ☐

Section 6.26 (2) of the Local Government Act 1995 classification	
Person/s or Classes of Persons Affected by this decision	

Reason for non-rateable status:

New Application ☐

Review of Exemption ☐

Amount of rates to be exempted and date to be commenced from (if applicable):

Amount: \$	Data (from): Click here to enter a date.
------------	--

Rubbish bin changes to be levied and dates to be applicable from:

Amount: \$	Data (from): Click here to enter a date.
------------	--

Note: The approval will be for a period of 3 years, unless circumstances change.

2. DECISION – DELEGATED AUTHORITY (3.40)

Approving officer sub-delegated by the CEO to approve the granting of rate exemption status in accordance with the Local Government Act 1995.

Name	
Position	
Signature	

Determination by delegated officer:

☐ DENIED for
non-rateable status

☐ APPROVED for partial
non-rateable status

☐ APPROVED for
non-rateable status

WESTERN AUSTRALIA**OATHS, AFFIDAVITS AND STATUTORY DECLARATIONS ACT 2005****STATUTORY DECLARATION****APPLICATION FOR RATES EXEMPTION UNDER
SECTION 6.26 OF THE LOCAL GOVERNMENT ACT 1995.
STATEMENT OF PROPERTY USE**

(1) Christian name or names and surname of declarant in full (1) I Tanya Bosveld
(2) Address (2) of 4 Peaker Court West Busselton
In the State of Western Australia
(3) Occupation (3) _____

Sincerely declare as follows:-

The property located at	<u>108 Hawker Approach Yalyalup</u>
is used by	<u>Free Reformed Church of Busselton</u>
for the purposes of	<u>manse for our minister and</u>
	<u>his family. + home office for</u>
	<u>minister</u>
for the period from	<u>3 May 2019 to until further notice - no end date known</u>

The applicant agrees to advise the City of Busselton immediately that there is ANY change to the purpose/s as stated above.

This declaration is made under the *Oaths, Affidavits and Statutory Declarations Act 2005*

Declared at 8 Maxted St Busselton
this 18th day of February 2020

In the presence of 
(Signature of authorised witness)

ELIZABETH BROERE (Registered Nurse)
(Name of authorised witness and qualification as such a witness)

(4) Signature of person making the declaration

(4)

TJBosveld

***Important** This Declaration must be made before any of the following persons:-

**FREE REFORMED CHURCH OF BUSSELTON INC
CONSTITUTION**

Adopted on incorporation on 18 March 2011 and amended by special resolution on
16 September 2019, approved by the Department of Mines, Industry Regulation and Safety effective
from _____ 2019.

1. Name

The name of the Association is "Free Reformed Church of Busselton Inc".

2. Objects

- (1) The objects of the Association (hereinafter referred to as "the Church") are:
 - (a) the preaching and practice of the Christian gospel according to the doctrinal standards and liturgy of the Free Reformed Churches of Australia; and
 - (b) the provision of facilities for the worship of God, including places of worship.
- (2) The property and income of the Church shall be applied solely towards the promotion of the objects of the Church and no part of that property or income may be paid or otherwise distributed, directly or indirectly, to members, except in good faith in promotion of those objects or purposes.

3. Membership and Voting

- (1) For the purposes of this Constitution only, membership of the Church is open to baptised and communicant members.
 - (a) Baptised members are persons who have as yet not progressed to making public profession of faith and:
 - (i) have been baptised in the Church; or
 - (ii) have been received as baptised members from another church in accordance with the "*Church Order of The Free Reformed Churches of Australia*".
 - (b) Communicant members are persons who:
 - (i) have made public profession of their faith in the Church; and
 - (ii) have been received as communicant members from another church, in accordance with the "*Church Order of The Free Reformed Churches of Australia*".
- (2) The baptised and communicant members are referred to collectively as "the Congregation".
- (3) There shall be no entrance fee or subscription payable by members of the Church.
- (4) Each communicant member in good standing is entitled to one vote at any Congregational meeting, subject to the "*Regulations for the election of Elders and Deacons in the Free Reformed Church of Busselton*", or other rules and procedures for the calling or election of office bearers adopted by Consistory from time to time.
- (5) Membership is terminated by:
 - (a) death;
 - (b) departure with or without an attestation;
 - (c) excommunication following Church discipline; or
 - (d) withdrawal.

- (6) A communicant member is in 'good standing' unless the Consistory has suspended them from the Lord's Supper in accordance with the *"Church Order of The Free Reformed Churches of Australia"*.
- (7) Each member is entitled to receive notice of and attend Congregational meetings.
- (8) Baptised members do not have any voting rights.

4. Consistory

- (1) The affairs of the Church shall be managed exclusively by a Consistory consisting of the serving Minister of the Word (if any) and:
 - (a) the Elders, if there are more than five Elders; or
 - (b) the Elders and the Deacons if there are five or fewer Elders,all of whom shall be communicant members of the Church in good standing and elected to the office of Elder or Deacon in accordance with the *"Regulations for the election of Elders and Deacons in the Free Reformed Church of Busselton"*.
- (2) The term of office of Elders and Deacons shall be 3 years or as stipulated by the Consistory from time to time.
- (3) The office of Elder and Deacon shall become vacant upon the expiration of the 3 year term of office, or in circumstances where such Elder or Deacon requests to be relieved of his office and such request is granted by the Consistory.
- (4) Casual vacancies in the Consistory may be filled in accordance with the *"Regulations for the election of Elders and Deacons in the Free Reformed Church of Busselton"*.
- (5) Retiring Consistory members shall continue to hold office until their replacement has been ordained.
- (6) The Consistory shall appoint among them a Chairman, Vice-Chairman and Secretary.
- (7) The Chairman shall preside over all Consistory meetings and Congregational meetings. In the absence of the Chairman, the Vice-Chairman shall preside.
- (8) The Secretary shall
 - (a) keep full and correct minutes of the proceedings of Consistory meetings and Congregational meetings;
 - (b) keep and maintain in an up to date condition a register of the members of the Church and their postal, residential or email addresses;
 - (c) have custody of all books, documents, records and registers of the Church.
- (9) The Consistory shall meet together for the dispatch of business not less than once every two months, and the Chairman may at any time convene a Consistory meeting.
- (10) At a Consistory meeting, 50% of members present constitute a quorum.
- (11) The procedure and order of business to be followed at a Consistory meeting must be determined by the Consistory members present at the Consistory meeting.
- (12) The Consistory has the power to do all things necessary or convenient to be done for the proper management of the affairs of the Church.
- (13) The Consistory shall meet regularly with the Deacons to deal with those matters as described for that purpose by the *"Church Order of the Free Reformed Churches of Australia"*, and further with all things which the Consistory considers necessary for general management, including the

material affairs of the Church. Decisions made by the Consistory in conjunction with the Deacons have the same effect as decisions made by the Consistory.

- (14) A member of the Consistory may only be paid out of the funds of the Church if the payment is authorised by a resolution of the Church passed at a Congregational meeting, whether or not the payment is authorised separately, or as an item contained within a budget that has been authorised.
- (15) The provisions of paragraph (14) above do not apply to a payment to a member of the Consistory for any out-of-pocket expenses for travel and accommodation in connection with the performance of the member's functions.

5. Congregational meetings

- (1) The financial year will commence on 1 July and end on 30 June.
- (2) The Consistory shall convene an annual general meeting within 6 months after the end of the financial year. Prior to this meeting it shall prepare and distribute to the members:
 - (a) financial statements of the Church showing its receipts and payments for the preceding financial year and any other information that is required under any legislation; and
 - (b) a budget of receipts and payments for the next financial year.
- (3) The Consistory may at any time convene a Congregational meeting.
- (4) At a Congregational meeting, 20% of communicant members present constitute a quorum.
- (5) (a) The Secretary shall give to all members not less than 8 days' notice of a Congregational meeting, and not less than 14 days' notice of a Congregational meeting at which an amendment to the Constitution is proposed.
- (b) This notice shall specify
 - (i) when and where the meeting concerned is to be held;
 - (ii) any motions to be moved at the meeting; and
 - (iii) particulars of the business to be transacted at the meeting concerned and of the order in which that business is to be transacted.
- (6) The Secretary may give a notice under (5) by serving it on a member personally, by placing it in a member's pigeon hole at the rear of the Church premises, or by publication in the congregational bulletin.
- (7) At a Congregational meeting:
 - (a) an ordinary resolution put to the vote will be decided by a majority of votes cast on a show of hands; and
 - (b) a special resolution put to the vote will be decided in accordance with section 51 of the Act.
- (8) The Consistory must convene a special Congregational meeting if at least 20% of the members require a special Congregational meeting to be convened. The members requiring a special Congregational meeting to be convened must:
 - (a) make the request by written notice given the Consistory;
 - (b) state in the notice the business to be considered at the meeting; and
 - (c) each sign the notice.

The Consistory must convene the meeting within 3 months of receiving the written request.

6. Treasurer

- (1) The Consistory shall appoint a Treasurer, being a communicant member of the Church.
- (2) The Treasurer shall:
 - (a) be responsible for the receipt of all moneys paid to or received by the Church or the Treasurer on behalf of the Church as directed by the Consistory;
 - (b) pay all moneys referred to in paragraph (a) into such account or accounts as the Consistory may direct from time to time;
 - (c) make payments from the funds of the Church with the authority of the Consistory;
 - (d) comply on behalf of the Church with the relevant provisions of Divisions 2 and 3 of Part 5 of the Act with respect to the financial records, financial statements and financial reports of the Church, including by arranging for those to be prepared and reviewed or audited as required by the Act;
 - (e) whenever directed to do so by the Consistory, submit to the Consistory a report, balance sheet or financial statement in accordance with that direction; and
 - (f) unless the members resolve otherwise at a general meeting, have custody of all securities, books and documents of a financial nature and accounting records of the Church.

7. Inspection

A member may at any time inspect without charge the register of members, register of officeholders and the Constitution of the Church, but may not inspect any other records or documents of the Church without the prior approval of Consistory.

8. Common Seal

- (1) The Church shall have a common seal on which its corporate name shall appear in legible characters. The common seal shall be kept in the custody of the Secretary.
- (2) The common seal of the Church shall not be used without the express authority of the Consistory and every use of that common seal shall be recorded in the minute book.
- (3) The affixing of the common seal of the Church shall be witnessed by any two of the Chairman, Vice-Chairman and Secretary.

9. Review or Audit

- (1) Each year, if required by the Act, the Consistory shall do all things necessary to procure that financial statements of the Church for the financial year are reviewed or audited in accordance with the provisions of Part 5 of the Act and presented to the Congregation at the annual general meeting.
- (2) The accounts of the deacons shall be inspected by a minimum of two Consistory members, usually the Chairman and Vice-Chairman.

10. Amendment

The Church may amend this Constitution only by special resolution and by otherwise complying with Part 3 Division 2 of the Act.

11. Winding-up

- (1) The Church may be wound up voluntarily in accordance with Divisions 1 or 2 of Part 10 of the Act.

- (2) On the cancellation of the incorporation or winding up of the Association, its surplus property must be distributed as determined by special resolution by reference to section 24(1) of the Act:
 - (a) to one or more associations incorporated under the Act, formed from within the Free Reformed Churches of Australia, which is charitable at law and has objects similar to those of the Church; or
 - (b) in the absence of such an association, will be donated to charitable organisations or causes, as determined by the Consistory after due consultation with the Congregation.

12. Resolving Disputes

- (1) Subject to 12(2), any disputes under or relating to this Constitution:
 - (a) between members; or
 - (b) between one or more members and the Church,will be determined by the Consistory in accordance with the Holy Scriptures.
- (2) Members must first attempt to resolve any dispute amongst themselves by meeting and discussing the matter in dispute with a view to resolving the dispute promptly and in any event within 14 days after the dispute comes to the attention of all of the members involved in the dispute.
- (3) The Consistory will give each party to the dispute written notice of the Consistory's determination.
- (4) The Consistory's determination is subject to any rights of appeal contained in the *"Church Order of The Free Reformed Churches of Australia"*.

13. Interpretation

- (1) This Constitution shall be construed as being of local application only and ancillary to the *"Church Order of the Free Reformed Churches of Australia"*.
- (2) In situations where this Constitution proves inadequate, the *"Church Order of The Free Reformed Churches of Australia"* shall be deemed to govern the Church.
- (3) In this Constitution:
 - (a) **"Act"** means the *Associations Incorporation Act 2015* (WA); and
 - (b) the phrases **"special resolution"** and **"surplus property"** have the meaning as set out in the Act.



Government of Western Australia
Department of Mines, Industry Regulation and Safety
Consumer Protection

Western Australian Incorporated Association Extract

Date/Time: 16/9/2019 16:03:40

This document contains information extracted from the register of incorporated associations database pursuant to sections 161 and 162 of the *Associations Incorporation Act 2015*.

Name:	FREE REFORMED CHURCH OF BUSSELTION INC
Registration Number:	A1015237G
Status:	Registered
Date of Incorporation:	18/3/2011
Date of Cancellation:	N/A
Tier:*	
Date of last AGM:*	
Financial Year End:*	
Governing Documents:*	
Current address for service of notice:*	WA

*Fields may be blank if information is not currently available

Disclaimer:

This is a true and correct extract of information from the register maintained in accordance with the *Associations Incorporation Act 2015 (WA)*. The information reproduced here has been provided to the Commissioner for Consumer Protection by third parties and the Commissioner makes no representation that the information is correct or appropriate for the purpose for which it has been obtained.

This extract is provided in good faith and in the course of performing a function under the *Associations Incorporation Act 2015 (WA)*.

Pursuant to section 159 of the *Associations Incorporation Act 2015 (WA)*, neither any person, nor the State, shall be in any way liable for anything done in good faith in the performance or purported performance of a function under the *Associations Incorporation Act 2015 (WA)*.

Please advise the Commissioner for Consumer Protection of any error or omission which you may identify.

EXTRACT

Free Reformed
Church of Busselton


16th September 2019

RE: Audit of Church Accounts

With regard to the above, we confirm that we have reviewed the church accounts/books for the 2018/19 financial year. We are satisfied that the accounts are in order, and to the best of our knowledge are accurate.

We commend the treasurer for his excellent work over the past financial year.

Yours Faithfully,



Jamie Bosveld



Tim DeHaan



7. GENERAL DISCUSSION ITEMS

7.1 PORT GEOGRAPHE MARINA SEABED RATES

8. NEXT MEETING DATE

9. CLOSURE