



Finance Committee Agenda

11 March 2020

ALL INFORMATION AVAILABLE IN VARIOUS FORMATS ON REQUEST

city@busselton.wa.gov.au

CITY OF BUSSELTON

MEETING NOTICE AND AGENDA – 11 MARCH 2020

TO: THE MAYOR AND COUNCILLORS

NOTICE is given that a meeting of the Finance Committee will be held in the Committee Room, Administration Building, Southern Drive, Busselton on Wednesday, 11 March 2020, commencing at 10.00am.

The attendance of Committee Members is respectfully requested.

DISCLAIMER

Statements or decisions made at Council meetings or briefings should not be relied on (or acted upon) by an applicant or any other person or entity until subsequent written notification has been given by or received from the City of Busselton. Without derogating from the generality of the above, approval of planning applications and building permits and acceptance of tenders and quotations will only become effective once written notice to that effect has been given to relevant parties. The City of Busselton expressly disclaims any liability for any loss arising from any person or body relying on any statement or decision made during a Council meeting or briefing.



MIKE ARCHER

CHIEF EXECUTIVE OFFICER

4 March 2020

CITY OF BUSSELTON

AGENDA FOR THE FINANCE COMMITTEE MEETING TO BE HELD ON 11 MARCH 2020

TABLE OF CONTENTS

| ITEM NO. | SUBJECT | PAGE NO. |
|-----------------|--|-----------------|
| 1. | DECLARATION OF OPENING AND ANNOUNCEMENT OF VISITORS..... | 4 |
| 2. | ATTENDANCE | 4 |
| 3. | PUBLIC QUESTION TIME..... | 4 |
| 4. | DISCLOSURE OF INTERESTS | 4 |
| 5. | CONFIRMATION OF MINUTES | 4 |
| 5.1 | Minutes of the Finance Committee Meeting held 12 February 2020 | 4 |
| 6. | REPORTS | 5 |
| 6.1 | LIST OF PAYMENTS MADE - JANUARY 2020 | 5 |
| 6.2 | FINANCIAL ACTIVITY STATEMENTS - YEAR TO DATE AS AT 31 JANUARY 2020 | 16 |
| 7. | GENERAL DISCUSSION ITEMS | 41 |
| 8. | NEXT MEETING DATE | 41 |
| 9. | CLOSURE | 41 |

1. DECLARATION OF OPENING AND ANNOUNCEMENT OF VISITORS

2. ATTENDANCE

Apologies

3. PUBLIC QUESTION TIME

4. DISCLOSURE OF INTERESTS

5. CONFIRMATION OF MINUTES



5.1 Minutes of the Finance Committee Meeting held 12 February 2020

RECOMMENDATION

That the Minutes of the Finance Committee Meeting held 12 February 2020 be confirmed as a true and correct record.

6. REPORTS

6.1 LIST OF PAYMENTS MADE - JANUARY 2020

| | |
|----------------------------|--|
| STRATEGIC GOAL | 6. LEADERSHIP Visionary, collaborative, accountable |
| STRATEGIC OBJECTIVE | 6.1 Governance systems, process and practices are responsible, ethical and transparent. |
| SUBJECT INDEX | Financial Operations |
| BUSINESS UNIT | Financial Services |
| REPORTING OFFICER | Manager Financial Services - Paul Sheridan |
| AUTHORISING OFFICER | Director Finance and Corporate Services - Tony Nottle |
| NATURE OF DECISION | Noting: the item does not require a decision of Council and is simply for information purposes and noting |
| VOTING REQUIREMENT | Simple Majority |
| ATTACHMENTS | Attachment A List of Payments January 2020   |

OFFICER RECOMMENDATION

That the Council notes payment of voucher numbers M117731 – M117858, EF069187 – EF069710, T007497 – T007500, DD004005 – DD004032 (including DD4002 not included in December 2019) together totalling \$6,132,504.27.

EXECUTIVE SUMMARY

This report provides details of payments made from the City's bank accounts for the month of January 2020, for noting by the Council and recording in the Council Minutes.

BACKGROUND

The *Local Government (Financial Management) Regulations 1996* (the Regulations) requires that when the Council has delegated authority to the Chief Executive Officer to make payments from the City's bank accounts, that a list of payments made is prepared each month for presentation to, and noting by, the Council.

OFFICER COMMENT

In accordance with regular custom, the list of payments made for the month of January 2020 is presented for information.

Statutory Environment

Section 6.10 of the *Local Government Act 1995* and more specifically, Regulation 13 of the Regulations refer to the requirement for a listing of payments made each month to be presented to the Council.

Relevant Plans and Policies

There are no relevant plans or policies to consider in relation to this matter.

Financial Implications

There are no financial implications associated with the officer recommendation.

Stakeholder Consultation

No external stakeholder consultation was required or undertaken in relation to this matter.

Risk Assessment

An assessment of the potential implications of implementing the officer recommendation has been undertaken using the City's risk management framework, with risks assessed taking into account any controls already in place. No risks of a medium or greater level have been identified.

Options

Not applicable.

CONCLUSION

The list of payments made for the month of January 2020 is presented for information.

TIMELINE FOR IMPLEMENTATION OF OFFICER RECOMMENDATION

Not applicable.



LISTING OF PAYMENTS MADE
UNDER DELEGATED AUTHORITY
FOR THE MONTH OF JANUARY 2020

| | | |
|------------------------------|---|------------------------|
| MUNICIPAL ACCOUNT | CHEQUE # 117731 - 117858 | \$ 342,594.62 |
| ELECTRONIC TRANSFER PAYMENTS | EF069187 - EF069710 | \$ 4,057,205.12 |
| TRUST ACCOUNT | TRUST ACCOUNT 7497 - 7500 | \$ 32,099.13 |
| INTERNAL PAYMENT VOUCHERS | DD4005 - DD4032 (incl DD4002 not included in December 2019) | \$ 1,700,605.40 |
| | | \$ 6,132,504.27 |

| CHEQUE PAYMENTS JANUARY 2020 | | | | |
|------------------------------|--------|---|---|--------------|
| DATE | REF# | NAME | DESCRIPTION | AMOUNT |
| 30/01/2020 | 117828 | A GUARD & D O'CONNOR | CROSSOVER SUBSIDY PAYMENT | \$ 787.20 |
| 30/01/2020 | 117834 | A MUTTON | CROSSOVER SUBSIDY PAYMENT | \$ 337.40 |
| 30/01/2020 | 117826 | A REANY | CROSSOVER SUBSIDY PAYMENT | \$ 167.90 |
| 17/01/2020 | 117766 | ADOLFO BONGHANOY | REFUND OF HALL & KEY DEPOSITS | \$ 200.00 |
| 17/01/2020 | 117767 | ADVANCED PERSONNEL MANAGEMENT | REFUND OF HALL & KEY DEPOSITS | \$ 200.00 |
| 9/01/2020 | 117738 | ALLEN EYRES | REFUND OF RATE OVERPAYMENT | \$ 750.00 |
| 23/01/2020 | 117804 | ANDREW AND MARG LINDSAY | BIO-DIVERSITY RATE REBATE | \$ 597.38 |
| 9/01/2020 | 117753 | ANNE SHIPWAY | REFUND CANCELLED HOLIDAY HOME APPLICATION | \$ 150.00 |
| 23/01/2020 | 117797 | ANTHONY JOHN GRAHAM FISHER | BIO-DIVERSITY RATE REBATE | \$ 935.55 |
| 30/01/2020 | 117842 | AR PARIS | REFUND OF RATE OVERPAYMENT | \$ 100.00 |
| 9/01/2020 | 117748 | ARTGEO PETTY CASH | PETTY CASH REIMBURSEMENT | \$ 97.00 |
| 21/01/2020 | 117773 | ARTGEO PETTY CASH | PETTY CASH REIMBURSEMENT | \$ 99.85 |
| 22/01/2020 | 117788 | AUSTRALIAN COMMUNICATIONS & MEDIA AUTHORITY | COMMUNICATION SERVICES | \$ 45.00 |
| 31/01/2020 | 117857 | AUSTRALIAN INSTITUTE OF BUILDING SURVEYORS | TRAINING SERVICES | \$ 300.00 |
| 8/01/2020 | 117743 | B & B PENFOLD | JETTY TOURIST PARK BOND | \$ 62.00 |
| 22/01/2020 | 117774 | B & J FRANCIS | REFUND OF RATE OVERPAYMENT | \$ 2,190.37 |
| 30/01/2020 | 117827 | B ERDOSI & G GAL | CROSSOVER SUBSIDY PAYMENT | \$ 167.90 |
| 17/01/2020 | 117765 | BELINDA KUHRER | REFUND OF ANIMAL TRAP BOND | \$ 100.00 |
| 23/01/2020 | 117808 | BETTY PEAKER | BIO-DIVERSITY RATE REBATE | \$ 1,500.00 |
| 30/01/2020 | 117850 | BM WALTER | REFUND OF RATE OVERPAYMENT | \$ 750.00 |
| 9/01/2020 | 117744 | BP AUSTRALIA PTY LTD | REFUND OVERPAYMENT OF RENT | \$ 1,256.79 |
| 13/01/2020 | 117768 | BUSSELTON CHORAL SOCIETY | DONATION | \$ 100.00 |
| 22/01/2020 | 117787 | BUSSELTON HOSPICE INC | COMMUNITY BID | \$ 5,500.00 |
| 30/01/2020 | 117853 | BUSSELTON PUBLIC LIBRARY - PETTY CASH | PETTY CASH REIMBURSEMENT | \$ 185.15 |
| 24/01/2020 | 117816 | BUSSELTON WATER CORPORATION | WATER SERVICES | \$ 178.40 |
| 30/01/2020 | 117825 | C IDDON | CROSSOVER SUBSIDY PAYMENT | \$ 249.80 |
| 16/01/2020 | 117761 | CALLOWES CORNER NEWS | STAFF SOCIAL CLUB - LOTTO | \$ 290.00 |
| 30/01/2020 | 117819 | CALLOWES CORNER NEWS | STAFF SOCIAL CLUB - LOTTO | \$ 290.00 |
| 22/01/2020 | 117784 | CALLOWES CORNER NEWSAGENCY | STAFF SOCIAL CLUB - LOTTO | \$ 415.10 |
| 17/01/2020 | 117763 | CAROL THOMPSON | PEOPLE'S CHOICE AWARD | \$ 500.00 |
| 23/01/2020 | 117793 | CHRISTINE BYATT | BIO-DIVERSITY RATE REBATE | \$ 416.08 |
| 9/01/2020 | 117745 | CITY OF BUSSELTON | REFUND OVERPAYMENT | \$ 2,411.06 |
| 16/01/2020 | 117760 | CITY OF BUSSELTON | PAYROLL DEDUCTIONS REALLOCATION | \$ 6,082.03 |
| 24/01/2020 | 117815 | CITY OF BUSSELTON | BATTLE OF THE BANDS PRIZE MONEY | \$ 1,000.00 |
| 30/01/2020 | 117818 | CITY OF BUSSELTON | PAYROLL DEDUCTIONS REALLOCATION | \$ 5,904.63 |
| 30/01/2020 | 117852 | CITY OF BUSSELTON | VARIOUS BOND AND RATES REFUNDS | \$ 2,668.92 |
| 9/01/2020 | 117746 | CITY OF BUSSELTON - PETTY CASH | PETTY CASH REIMBURSEMENT | \$ 423.10 |
| 23/01/2020 | 117801 | COLIN AND MARINA HOLDEN-TROITSKY | BIO-DIVERSITY RATE REBATE | \$ 332.14 |
| 22/01/2020 | 117782 | CWA BUSSELTON | EVENT CATERING | \$ 650.00 |
| 30/01/2020 | 117829 | D & A FANCOTE | CROSSOVER SUBSIDY PAYMENT | \$ 289.90 |
| 30/01/2020 | 117844 | D & D JONES | REFUND OF RATE OVERPAYMENT | \$ 750.00 |
| 9/01/2020 | 117752 | DAPHNE MAYNARD | REFUND OF RATE OVERPAYMENT | \$ 1,250.64 |
| 23/01/2020 | 117799 | DAVID AND ELAINE GREENHILL | BIO-DIVERSITY RATE REBATE | \$ 741.06 |
| 2/01/2020 | 117758 | DAVID ELLIS | REFUND DOG REGISTRATION | \$ 60.00 |
| 30/01/2020 | 117837 | DEPARTMENT OF TRANSPORT | PLANT & VEHICLE REGISTRATION | \$ 328.00 |
| 31/01/2020 | 117858 | DEPT OF PRIMARY INDUSTRIES & REGIONAL DEVELOPMENT | AGRICULTURAL SERVICES | \$ 76.50 |
| 9/01/2020 | 117741 | DESMOND CAMPBELL | REFUND OF RATE OVERPAYMENT | \$ 126.33 |
| 30/01/2020 | 117835 | DIABETES WA | REFUND CANCELLED BOOKING FEE | \$ 51.00 |
| 9/01/2020 | 117739 | DIANE BRICE | REFUND OF RATE OVERPAYMENT | \$ 100.00 |
| 9/01/2020 | 117751 | DINA LEWIS | REFUND OF RATE OVERPAYMENT | \$ 663.55 |
| 9/01/2020 | 117736 | DONALD MUNDAY | REFUND OF RATE OVERPAYMENT | \$ 40.30 |
| 9/01/2020 | 117749 | DUNSBOROUGH PUBLIC LIBRARY - PETTY CASH | PETTY CASH REIMBURSEMENT | \$ 85.80 |
| 17/01/2020 | 117762 | DUNSBOROUGH PROGRESS ASSOCIATION | DONATION | \$ 1,000.00 |
| 30/01/2020 | 117847 | ED WILLIAMSON | REFUND OF RATE OVERPAYMENT | \$ 750.00 |
| 30/01/2020 | 117821 | Elisha Caulfield | REFUND OF ANIMAL TRAP BOND | \$ 100.00 |
| 22/01/2020 | 117779 | ELISHA SALTARINI | REFUND DOG REGISTRATION | \$ 60.00 |
| 23/01/2020 | 117809 | EMMA CLARE PINNELL | BIO-DIVERSITY RATE REBATE | \$ 959.06 |
| 23/01/2020 | 117805 | EVAN LITIS | BIO-DIVERSITY RATE REBATE | \$ 752.67 |
| 22/01/2020 | 117790 | FRED ROSE EXCAVATOR HIRE | EARTHMOVING - WASTE FACILITY & ROADWORKS | \$ 10,708.50 |
| 21/01/2020 | 117772 | GEOGRAPHE LEISURE CENTRE - PETTY CASH | PETTY CASH REIMBURSEMENT | \$ 241.25 |
| 30/01/2020 | 117845 | GN COX | REFUND OF RATE OVERPAYMENT | \$ 100.00 |
| 22/01/2020 | 117780 | HOOLEE DOOLEEZ VARIETY & VALUE | VACATION CARE SUPPLIES | \$ 120.00 |

| DATE | REF# | NAME | DESCRIPTION | AMOUNT |
|------------|--------|---------------------------------------|---|---------------|
| 30/01/2020 | 117848 | HW ROSBENDER | REFUND OF RATE OVERPAYMENT | \$ 750.00 |
| 30/01/2020 | 117838 | J & C GROWDEN | REFUND OF RATE OVERPAYMENT | \$ 750.00 |
| 30/01/2020 | 117836 | JAYDEN FRASER | DONATION | \$ 500.00 |
| 23/01/2020 | 117795 | JESSICA CULLEN | BIO-DIVERSITY RATE REBATE | \$ 1,231.09 |
| 22/01/2020 | 117777 | JOSHUA HILL | REFUND DOG REGISTRATION | \$ 150.00 |
| 23/01/2020 | 117798 | JULIE AND DUNCAN GARDINER | BIO-DIVERSITY RATE REBATE | \$ 890.56 |
| 23/01/2020 | 117800 | KERRY AND RIC HARVEY | BIO-DIVERSITY RATE REBATE | \$ 250.00 |
| 30/01/2020 | 117851 | KR CHAYTOR | REFUND OF RATE OVERPAYMENT | \$ 375.00 |
| 30/01/2020 | 117822 | L YEARBURY & S ALLEN | CROSSOVER SUBSIDY PAYMENT | \$ 148.10 |
| 30/01/2020 | 117846 | LI RYAN | REFUND OF RATE OVERPAYMENT | \$ 100.00 |
| 30/01/2020 | 117840 | LI WILSON | REFUND OF RATE OVERPAYMENT | \$ 750.00 |
| 30/01/2020 | 117824 | M & D GREEN | CROSSOVER SUBSIDY PAYMENT | \$ 237.90 |
| 30/01/2020 | 117841 | M & G KLEEMAN | REFUND OF RATE OVERPAYMENT | \$ 750.00 |
| 30/01/2020 | 117832 | M DEAN | CROSSOVER SUBSIDY PAYMENT | \$ 269.60 |
| 30/01/2020 | 117833 | M ROBERTS & J WILLIAMSON | CROSSOVER SUBSIDY PAYMENT | \$ 267.80 |
| 30/01/2020 | 117831 | M WHITE | CROSSOVER SUBSIDY PAYMENT | \$ 289.90 |
| 23/01/2020 | 117794 | MARY CRAIGIE | BIO-DIVERSITY RATE REBATE | \$ 2,029.37 |
| 23/01/2020 | 117807 | MATTHEW NEAL | BIO-DIVERSITY RATE REBATE | \$ 475.63 |
| 2/01/2020 | 117757 | MICHELL THOMPSON | REFUND DOG REGISTRATION | \$ 51.67 |
| 31/01/2020 | 117854 | OFFICE OF THE CEO - PETTY CASH | PETTY CASH REIMBURSEMENT | \$ 487.30 |
| 22/01/2020 | 117776 | P & C BLACHFORD | REFUND NEIGHBOURHOOD REFERRAL FEE | \$ 124.00 |
| 9/01/2020 | 117756 | PATRICIA LEWIN | REFUND CANCELLED TRADERS PERMIT APPLICATION | \$ 154.00 |
| 23/01/2020 | 117792 | PAUL BUCKINGHAM | BIO-DIVERSITY RATE REBATE | \$ 944.37 |
| 3/01/2020 | 117734 | PAYMENT CANCELLED | PAYMENT CANCELLED | \$ - |
| 22/01/2020 | 117775 | PAYMENT CANCELLED | PAYMENT CANCELLED | \$ - |
| 23/01/2020 | 117783 | PAYMENT CANCELLED | PAYMENT CANCELLED | \$ - |
| 23/01/2020 | 117803 | PETER JENNINGS | BIO-DIVERSITY RATE REBATE | \$ 1,468.42 |
| 23/01/2020 | 117811 | PETER AND JENNY STARK | BIO-DIVERSITY RATE REBATE | \$ 973.54 |
| 22/01/2020 | 117789 | PETER HUNT - ARCHITECT | ARCHITECTURAL SERVICES | \$ 5,500.00 |
| 24/01/2020 | 117817 | PETER KIELY | VACATION CARE CONSUMABLES REIMBURSED | \$ 20.50 |
| 9/01/2020 | 117740 | PHILLIP COSTELLO | REFUND OF RATE OVERPAYMENT | \$ 750.00 |
| 9/01/2020 | 117750 | PIPPA MINTER | REFUND OF ANIMAL TRAP BOND | \$ 100.00 |
| 30/01/2020 | 117843 | R & L O'DONOGHUE | REFUND OF RATE OVERPAYMENT | \$ 687.50 |
| 9/01/2020 | 117754 | RG & R POOLE | REFUND CANCELLED BUILDING APPLICATION | \$ 105.00 |
| 30/01/2020 | 117830 | RJ WHITE | CROSSOVER SUBSIDY PAYMENT | \$ 411.90 |
| 18/12/2019 | 117778 | S KEEBLE | REFUND DOG REGISTRATION | \$ 150.00 |
| 8/01/2020 | 117735 | SHELBY STEPHENS | GLC MEMBERSHIP REFUNDS | \$ 1,382.00 |
| 22/01/2020 | 117785 | SHIRE OF CAPEL | LOCAL GOV'T SERVICES | \$ 5,548.69 |
| 9/01/2020 | 117755 | SM & JG KEALL | REFUND CANCELLED DEVELOPMENT APPLICATION | \$ 147.00 |
| 23/01/2020 | 117810 | SUE SEAMAN | BIO-DIVERSITY RATE REBATE | \$ 550.85 |
| 9/01/2020 | 117742 | SUSAN TUCK | REFUND OF RATE OVERPAYMENT | \$ 100.00 |
| 3/01/2020 | 117731 | SYNERGY | ELECTRICITY SUPPLIES | \$ 6,512.01 |
| 10/01/2020 | 117759 | SYNERGY | ELECTRICITY SUPPLIES | \$ 88,704.38 |
| 17/01/2020 | 117769 | SYNERGY | ELECTRICITY SUPPLIES | \$ 2,728.18 |
| 24/01/2020 | 117812 | SYNERGY | ELECTRICITY SUPPLIES | \$ 61,449.91 |
| 31/01/2020 | 117855 | SYNERGY | ELECTRICITY SUPPLIES | \$ 5,753.60 |
| 30/01/2020 | 117823 | T MCFARLANE | CROSSOVER SUBSIDY PAYMENT | \$ 161.10 |
| 21/01/2020 | 117771 | TAGBOIN PTY LTD | REFUND PAYMENTS - SUNDRY | \$ 1,077.28 |
| 3/01/2020 | 117732 | TELSTRA CORPORATION | COMMUNICATION SERVICES | \$ 20,750.40 |
| 17/01/2020 | 117770 | TELSTRA CORPORATION | COMMUNICATION SERVICES | \$ 78.99 |
| 31/01/2020 | 117856 | TELSTRA CORPORATION | COMMUNICATION SERVICES | \$ 9,343.13 |
| 17/01/2020 | 117764 | TENNIS SENIORS WA | REFUND OF HALL & KEY DEPOSITS | \$ 1,000.00 |
| 30/01/2020 | 117820 | THOMAS MAZEY | ART SALES | \$ 182.00 |
| 23/01/2020 | 117796 | TRAVIS & JAIMIE DRYSDALE | BIO-DIVERSITY RATE REBATE | \$ 351.67 |
| 23/01/2020 | 117802 | VALERIE HOPKINS | BIO-DIVERSITY RATE REBATE | \$ 250.00 |
| 24/01/2020 | 117813 | VOID PAYMENT | VOID PAYMENT | \$ - |
| 24/01/2020 | 117814 | VOID PAYMENT | VOID PAYMENT | \$ - |
| 30/01/2020 | 117839 | W DAVIS & J PALMER | REFUND OF RATE OVERPAYMENT | \$ 799.96 |
| 30/01/2020 | 117849 | WA CRIDLAND | REFUND OF RATE OVERPAYMENT | \$ 432.63 |
| 22/01/2020 | 117781 | WA STRATA MANAGEMENT | STRATA LEVY FEES & WATER CONSUMPTION | \$ 975.69 |
| 3/01/2020 | 117733 | WATER CORPORATION | WATER SERVICES | \$ 23,224.82 |
| 9/01/2020 | 117747 | WATER CORPORATION | WATER SERVICES | \$ 507.38 |
| 22/01/2020 | 117786 | WATER CORPORATION | WATER SERVICES | \$ 3,775.59 |
| 23/01/2020 | 117806 | WERNER MUELLER | BIO-DIVERSITY RATE REBATE | \$ 673.81 |
| 9/01/2020 | 117737 | WILLIAM CRIER | REFUND OF RATE OVERPAYMENT | \$ 750.09 |
| 23/01/2020 | 117791 | ZACCARIA CONCERTS AND TOURING PTY LTD | REFUND GROUND HIRE BOND | \$ 25,495.00 |
| | | | | \$ 342,594.62 |

| EFT PAYMENTS JANUARY 2020 | | | | |
|---------------------------|-------|---------------------------------------|--|--------------|
| DATE | REF# | NAME | DESCRIPTION | AMOUNT |
| 22/01/2020 | 69359 | 12D SOLUTIONS PTY LTD | SOFTWARE MAINTENANCE | \$ 2,598.75 |
| 17/01/2020 | 69272 | 3E CONSULTING ENGINEERS PTY LTD | CONSULTANCY SERVICES | \$ 10,120.00 |
| 22/01/2020 | 69407 | ABEC ENVIRONMENTAL CONSULTING PTY LTD | ENVIRONMENTAL CONSULTING | \$ 825.00 |
| 22/01/2020 | 69519 | AC FORSTER & SON | PLUMBING SERVICES | \$ 1,351.75 |
| 10/01/2020 | 69238 | ACCESS HOUSING | RATES REFUND | \$ 3,275.59 |
| 22/01/2020 | 69551 | ACTIV FOUNDATION INC | MAINTENANCE SERVICES | \$ 61,681.98 |
| 17/01/2020 | 69276 | ACTION SOUTH WEST TRUST ACCOUNT | RATE REFUND | \$ 5,687.00 |
| 22/01/2020 | 69336 | ACURIX NETWORKS | INTERNET WIFI ACCESS | \$ 3,330.80 |
| 31/01/2020 | 69676 | ACURIX NETWORKS | INTERNET WIFI ACCESS | \$ 715.00 |
| 22/01/2020 | 69460 | ADAM DAVEY CONSULTING | TURF CONSULTANT | \$ 1,023.55 |
| 22/01/2020 | 69322 | ADELPHI TAILORING COMPANY | PROTECTIVE CLOTHING SUPPLIER | \$ 1,122.00 |
| 22/01/2020 | 69462 | ADVAM PTY LTD | AIRPORT CARPARK CREDIT CARD TRANSACTIONS | \$ 324.19 |
| 10/01/2020 | 69251 | ADVANCED CLEANING SOUTHWEST | BBQ CLEANING | \$ 3,110.50 |
| 22/01/2020 | 69428 | ADVANCED SEALING TRUST | MAINTENANCE SERVICES | \$ 6,776.63 |
| 17/01/2020 | 69290 | AFGRI EQUIPMENT | MACHINERY EQUIPMENT PARTS AND SERVICE | \$ 695.24 |

| DATE | REF# | NAME | DESCRIPTION | AMOUNT |
|------------|-------|---|--|---------------|
| 8/01/2020 | 69208 | AGP SECURITY | SANTA APPEARANCE | \$ 300.00 |
| 24/01/2020 | 69644 | ALEXIA MORGAN | BITP REFUND | \$ 212.00 |
| 17/01/2020 | 69283 | ALINTA ENERGY | GAS USAGE | \$ 50.70 |
| 31/01/2020 | 69681 | ALINTA ENERGY | GAS USAGE | \$ 135.15 |
| 10/01/2020 | 69229 | ALL SEA CHARTERS | BOND REFUND | \$ 4,500.00 |
| 3/01/2020 | 69200 | ALLAN MILLER | STAFF REIMBURSEMENT | \$ 92.40 |
| 22/01/2020 | 69616 | ALLOY & STAINLESS PRODUCTS PTY LTD | PLANT PURCHASES / SERVICES / PARTS | \$ 1,253.27 |
| 22/01/2020 | 69440 | ALPINE LAUNDRY PTY LTD | COMMERCIAL LAUNDRY | \$ 219.10 |
| 22/01/2020 | 69560 | AMITY SIGNS | SIGNAGE SERVICES | \$ 63.25 |
| 10/01/2020 | 69215 | ANDERS HAMMARSTROM | ART SALES | \$ 28.00 |
| 22/01/2020 | 69400 | ANDREW PLEDGER | FRIDGE DE GASSING | \$ 1,082.40 |
| 10/01/2020 | 69220 | ANGELA GRIFFIN | STAFF REIMBURSEMENT | \$ 61.38 |
| 22/01/2020 | 69485 | ANNIE WINCHCOMBE | ARTWORK BANNER | \$ 250.00 |
| 22/01/2020 | 69429 | ANSTEE EARTHMOVING CO | EARTHMOVING SERVICES | \$ 720.00 |
| 17/01/2020 | 69287 | AQUATIC SERVICES WA PTY LTD | POOL SERVICE AND MAINTENANCE | \$ 6,490.00 |
| 22/01/2020 | 69425 | AQUAVIVA CATERING | CATERING | \$ 750.00 |
| 22/01/2020 | 69326 | AR PLUMBING & GAS SERVICE | PLUMBING SERVICES | \$ 2,115.30 |
| 8/01/2020 | 69204 | ARBOR GUY | TREE MAINTENANCE SERVICES | \$ 6,010.40 |
| 22/01/2020 | 69328 | ARBOR GUY | TREE MAINTENANCE SERVICES | \$ 9,254.85 |
| 22/01/2020 | 69413 | ARM SECURITY SYSTEMS | SECURITY SYSTEMS SUPPLY AND MONITORING | \$ 1,415.70 |
| 22/01/2020 | 69415 | ARTEZEN CAFE | NCC NETBALL FINAL PRIZES | \$ 265.00 |
| 8/01/2020 | 69207 | AUSSIE BROADBAND PTY LTD | NBN BROADBAND | \$ 2,203.40 |
| 31/01/2020 | 69692 | AUSSIE BROADBAND PTY LTD | NBN BROADBAND | \$ 2,203.40 |
| 22/01/2020 | 69543 | AUSTRALIA POST | POSTAL SERVICE | \$ 9,810.14 |
| 22/01/2020 | 69314 | AUSTRALIAN COASTAL COUNCILS ASSOCIATION INC | ACCOMMODATION SERVICES | \$ 495.00 |
| 16/01/2020 | 69265 | AUSTRALIAN SERVICES UNION | UNION FEES | \$ 25.90 |
| 30/01/2020 | 69666 | AUSTRALIAN SERVICES UNION | UNION FEES | \$ 25.90 |
| 16/01/2020 | 69264 | AUSTRALIAN TAXATION OFFICE | PAYG TAXATION | \$ 239,606.00 |
| 30/01/2020 | 69665 | AUSTRALIAN TAXATION OFFICE | PAYG TAXATION | \$ 246,118.00 |
| 22/01/2020 | 69592 | AUTO ONE | PLANT PURCHASES / SERVICES / PARTS | \$ 7,136.11 |
| 22/01/2020 | 69406 | AUTO TOUCH | VEHICLE DETAILING | \$ 250.00 |
| 22/01/2020 | 69495 | AV TRUCK SERVICES PTY LTD | VEHICLE PARTS & MAINTENANCE | \$ 169.74 |
| 22/01/2020 | 69558 | B & B STREET SWEEPING | STREET SWEEPING SERVICE | \$ 66,848.51 |
| 24/01/2020 | 69654 | BARRY ALLEN ELECTRICAL SERVICES PTY LTD | ELECTRICAL SERVICES | \$ 1,604.90 |
| 22/01/2020 | 69392 | BATTERY WORLD BUNBURY | BATTERIES | \$ 1,144.00 |
| 22/01/2020 | 69613 | BAY CABINETS | FURNITURE PRODUCT SUPPLIER | \$ 77.00 |
| 10/01/2020 | 69252 | BAY SIGNS | SIGNAGE SERVICES | \$ 135.00 |
| 3/01/2020 | 69191 | BAYTHE LINEN AND LAUNDRY | SUPPLY OF CLEAN LINEN | \$ 1,616.19 |
| 22/01/2020 | 69426 | BAYTHE LINEN AND LAUNDRY | SUPPLY OF CLEAN LINEN | \$ 37.09 |
| 22/01/2020 | 69365 | BCP CIVIL & PLANT | EXCAVATOR & PLANT HIRE - VARIOUS WORKS | \$ 19,847.85 |
| 17/01/2020 | 69280 | BCP CONTRACTORS PTY LTD | EARTHWORKS | \$ 54,037.58 |
| 22/01/2020 | 69367 | BCP LIQUID WASTE | LIQUID WASTE SERVICES | \$ 20,373.05 |
| 22/01/2020 | 69366 | BCP MATERIALS PTY LTD | SAND SUPPLIES | \$ 171.60 |
| 22/01/2020 | 69634 | BEACHLANDS LAWNMOWING SERVICE | LAWN MOWING SERVICE | \$ 260.00 |
| 22/01/2020 | 69625 | BEACHSIDE BUILDING & MAINTENANCE | MAINTENANCE SERVICES | \$ 497.75 |
| 22/01/2020 | 69435 | BELLROCK CLEANING SERVICES PTY LTD | CLEANING SERVICES | \$ 34,393.62 |
| 22/01/2020 | 69569 | BENARA NURSERY | NURSERY SUPPLIES | \$ 242.00 |
| 22/01/2020 | 69318 | BEYOND SAFETY | PROTECTIVE CLOTHING SUPPLIER | \$ 1,037.50 |
| 17/01/2020 | 69292 | BIOMAX PTY LTD | WASTE WATER TREATMENT TANK | \$ 3,960.00 |
| 22/01/2020 | 69549 | BLACKWOODS | FLEET CONSUMABLES & MAINTENANCE PARTS | \$ 6,227.92 |
| 22/01/2020 | 69513 | BOC GASES AUSTRALIA LTD | GAS SERVICES | \$ 3,705.63 |
| 10/01/2020 | 69239 | BREE OMODEI | ARTWORK | \$ 250.00 |
| 3/01/2020 | 69195 | BRIAN EDWARD INGRAM | CARPENTRY SERVICES | \$ 2,525.00 |
| 17/01/2020 | 69293 | BRIAN EDWARD INGRAM | CARPENTRY SERVICES | \$ 3,375.00 |
| 31/01/2020 | 69693 | BRIAN EDWARD INGRAM | CARPENTRY SERVICES | \$ 3,375.00 |
| 22/01/2020 | 69335 | BRIDGESTONE | TYRE SERVICES | \$ 271.70 |
| 20/01/2020 | 69313 | BROADWATER BRICK PAVING | PAVING SERVICES | \$ 4,020.00 |
| 22/01/2020 | 69623 | BROADWATER BRICK PAVING | PAVING SERVICES | \$ 1,800.00 |
| 24/01/2020 | 69653 | BROADWATER BRICK PAVING | PAVING SERVICES | \$ 1,800.00 |
| 22/01/2020 | 69364 | BROADWATER MEDICAL CENTRE | MEDICAL SERVICES | \$ 75.00 |
| 22/01/2020 | 69562 | BSEWA | ELECTRICAL SERVICES | \$ 24,235.58 |
| 22/01/2020 | 69526 | BUCHER MUNICIPAL PTY LTD | ENGINEERING - PLANT SPARES & SERVICING | \$ 727.07 |
| 22/01/2020 | 69370 | BUILDING SUPPLIES SOUTH WEST | BUILDING PRODUCT SUPPLIER | \$ 58.45 |
| 22/01/2020 | 69444 | BUNBURY HARVEY REGIONAL COUNCIL | WASTE DISPOSAL | \$ 763.70 |
| 22/01/2020 | 69584 | BUNBURY HIAB AND TILTRAY (HOTMAC GOLD PTY LTD T/AS) | TILT TRAY SERVICES | \$ 863.50 |
| 22/01/2020 | 69565 | BUNNINGS BUILDING SUPPLIES | HARDWARE SUPPLIES | \$ 15,650.89 |
| 22/01/2020 | 69601 | BURKE AIR | AIR CONDITIONING SERVICES | \$ 3,577.92 |
| 10/01/2020 | 69228 | BUSSELTON AGRICULTURAL SERVICES (WA) PTY LTD | RURAL SUPPLIES | \$ 4,454.00 |
| 22/01/2020 | 69405 | BUSSELTON AGRICULTURAL SERVICES (WA) PTY LTD | RURAL SUPPLIES | \$ 730.00 |
| 22/01/2020 | 69331 | BUSSELTON ALLSPORTS INC T/A BUSSELTON JETTY SWIM | JETTY SWIM 2020 | \$ 22,660.00 |
| 22/01/2020 | 69387 | BUSSELTON AUTO ELECTRICS | AUTO ELECTRICAL SERVICES | \$ 347.00 |
| 22/01/2020 | 69338 | BUSSELTON BEARING SERVICES | BEARING SUPPLIES | \$ 2,528.28 |
| 22/01/2020 | 69568 | BUSSELTON BITUMEN SERVICE | EARTHMOVING SERVICES | \$ 6,033.50 |
| 22/01/2020 | 69515 | BUSSELTON BRASS INC. | ENTERTAINMENT SERVICES | \$ 100.00 |
| 22/01/2020 | 69556 | BUSSELTON BUILDING PRODUCTS | BUILDING PRODUCT SUPPLIER | \$ 672.09 |
| 22/01/2020 | 69484 | BUSSELTON DUNSBOROUGH MAIL | ADVERTISING SERVICES | \$ 2,975.00 |
| 22/01/2020 | 69583 | BUSSELTON FOOTBALL & SPORTSMAN CLUB | ELECTRICITY REIMBURSEMENT | \$ 130.07 |
| 24/01/2020 | 69649 | BUSSELTON FOOTBALL & SPORTSMAN CLUB | ELECTRICITY REIMBURSEMENT | \$ 155.26 |
| 22/01/2020 | 69320 | BUSSELTON HYDRAULIC SERVICES INC | HYDRAULIC SERVICES | \$ 2,648.36 |
| 23/01/2020 | 69580 | BUSSELTON JETTY INC. | PAYMENT CANCELLED | \$ - |
| 31/01/2020 | 69703 | BUSSELTON JETTY INC. | YACAB AND VACATION CARE EXPENSES | \$ 793.80 |
| 22/01/2020 | 69333 | BUSSELTON LOCKSMITH | SECURITY SUPPLIES | \$ 514.25 |
| 22/01/2020 | 69411 | BUSSELTON MOTORCYCLES | VEHICLE PARTS | \$ 517.75 |
| 22/01/2020 | 69539 | BUSSELTON MOTORS (MITSUBISHI/MAZDA) | VEHICLE PURCHASES / SERVICES / PARTS | \$ 6,808.65 |
| 22/01/2020 | 69554 | BUSSELTON MULTI SERVICE | ENGRAVING SERVICES | \$ 143.00 |

| DATE | REF# | NAME | DESCRIPTION | AMOUNT |
|------------|-------|---|--|---------------|
| 22/01/2020 | 69479 | BUSSELTON MUSIC | MUSICAL EQUIPMENT AND ACCESSORIES | \$ 130.00 |
| 22/01/2020 | 69552 | BUSSELTON PEST & WEED CONTROL | PEST CONTROL SERVICES | \$ 16,677.54 |
| 22/01/2020 | 69570 | BUSSELTON REFRIGERATION & AIRCONDITIONING | REFRIGERATION/AIR CONDITIONING SERVICES | \$ 1,815.00 |
| 22/01/2020 | 69535 | BUSSELTON RETRAVISION | ELECTRICAL GOODS & SERVICES | \$ 78.00 |
| 22/01/2020 | 69421 | BUSSELTON REWINDS | PLANT PURCHASES/SERVICES / PARTS | \$ 1,147.85 |
| 23/01/2020 | 69361 | BUSSELTON RUNNERS CLUB INC | PAYMENT CANCELLED | \$ - |
| 24/01/2020 | 69636 | BUSSELTON RUNNERS CLUB INC | GRANT FUNDING | \$ 2,750.00 |
| 22/01/2020 | 69545 | BUSSELTON SENIOR CITIZENS CENTRE | QUARTERLY DONATION PAYMENT | \$ 23,868.35 |
| 17/01/2020 | 69303 | BUSSELTON STATE EMERGENCY SERVICE | PETTY CASH REIMBURSEMENT | \$ 762.35 |
| 22/01/2020 | 69390 | BUSSELTON STOCKFEED & PET SUPPLIES | ANIMAL SUPPLIES | \$ 458.00 |
| 17/01/2020 | 69309 | BUSSELTON TAXIS | TRANSPORTATION SERVICE | \$ 920.00 |
| 22/01/2020 | 69402 | BUSSELTON TOWING SERVICE | TOWING SERVICES | \$ 110.00 |
| 22/01/2020 | 69512 | BUSSELTON TOYOTA | VEHICLE PURCHASES / SERVICES / PARTS | \$ 1,704.00 |
| 22/01/2020 | 69505 | BUSSELTON TROTTER CLUB INC | ADVERTISING MATERIALS PRINTING | \$ 727.43 |
| 22/01/2020 | 69438 | BUSSELTON UKULELE STRUMMERS INC. | MUSIC PERFORMANCE | \$ 100.00 |
| 22/01/2020 | 69582 | BUSSELTON WELDING SERVICES | WELDING SERVICES | \$ 1,710.50 |
| 17/01/2020 | 69296 | C & L O'MALLEY | BITP REFUND | \$ 62.00 |
| 17/01/2020 | 69281 | CALIBRE PROFESSIONAL SERVICES PTY LTD | ENGINEERING SERVICES | \$ 8,332.50 |
| 22/01/2020 | 69459 | CAMPBELLS | GLC KIOSK PURCHASES | \$ 484.99 |
| 22/01/2020 | 69488 | CAPE CELLARS BUSSELTON | REFRESHMENTS | \$ 129.97 |
| 22/01/2020 | 69627 | CAPE DRYCLEANERS | LINEN CLEANING SERVICES | \$ 52.40 |
| 22/01/2020 | 69337 | CAPE LIFE PTY LTD | GARDEN SERVICES | \$ 1,584.00 |
| 22/01/2020 | 69619 | CAPE RURAL CONTRACTING | FIRE CONTROL SERVICES | \$ 5,797.00 |
| 22/01/2020 | 69585 | CAPE TO CAPE EXCAVATIONS | EARTHMOVING SERVICES | \$ 478.50 |
| 24/01/2020 | 69638 | CAROLYN RYDER | STAFF REIMBURSEMENT | \$ 95.00 |
| 17/01/2020 | 69288 | CB TRAFFIC SOLUTIONS PTY LTD | TRAFFIC MANAGEMENT SERVICES | \$ 7,636.36 |
| 22/01/2020 | 69470 | CB TRAFFIC SOLUTIONS PTY LTD | TRAFFIC MANAGEMENT SERVICES | \$ 22,458.03 |
| 22/01/2020 | 69521 | CHADSON ENGINEERING | ENGINEERING SERVICES | \$ 120.89 |
| 22/01/2020 | 69463 | CHILD AUSTRALIA | CONSULTANCY AND DEVELOPMENT | \$ 3,198.00 |
| 22/01/2020 | 69351 | CHRIS SHEEDY PANEL & PAINT | PANEL REPAIRS & REPLACEMENT | \$ 1,000.00 |
| 31/01/2020 | 69682 | CHRISTINE SEATORY | ART SALES | \$ 238.00 |
| 22/01/2020 | 69574 | CHUBB FIRE & SECURITY PTY LTD | FIRE EQUIPMENT SERVICES | \$ 11,281.42 |
| 24/01/2020 | 69650 | CITY AND REGIONAL FUELS | FUEL SERVICES | \$ 2,430.35 |
| 16/01/2020 | 69262 | CITY OF BUSSELTON CHRISTMAS CLUB | PAYROLL DEDUCTIONS | \$ 4,012.18 |
| 30/01/2020 | 69663 | CITY OF BUSSELTON CHRISTMAS CLUB | PAYROLL DEDUCTIONS | \$ 4,012.18 |
| 16/01/2020 | 69268 | CITY OF BUSSELTON-SOCIAL CLUB | SOCIAL CLUB REIMBURSEMENT | \$ 228.00 |
| 30/01/2020 | 69669 | CITY OF BUSSELTON-SOCIAL CLUB | SOCIAL CLUB REIMBURSEMENT | \$ 230.00 |
| 17/01/2020 | 69307 | CLEANAWAY | WASTE MANAGEMENT SERVICES | \$ 168,929.03 |
| 22/01/2020 | 69589 | CLEANAWAY | WASTE MANAGEMENT SERVICES | \$ 14,363.47 |
| 22/01/2020 | 69410 | CLEANAWAY SOLID WASTE PTY LTD | WASTE DISPOSAL SERVICES | \$ 16,012.62 |
| 22/01/2020 | 69319 | CLEVERPATCH | VACATION CARE SUPPLIES | \$ 402.30 |
| 17/01/2020 | 69289 | CLINTON LONG PROJECT MANAGEMENT PTY LTD | HERITAGE RESTORATION SPECIALIST | \$ 157,033.52 |
| 22/01/2020 | 69602 | COCA COLA - AMATIL PTY LTD | GLC KIOSK PURCHASES | \$ 407.38 |
| 3/01/2020 | 69202 | COLES | COUNCIL & STAFF REFRESHMENTS | \$ 47.09 |
| 10/01/2020 | 69253 | COLES | COUNCIL & STAFF REFRESHMENTS | \$ 296.55 |
| 17/01/2020 | 69304 | COLES | COUNCIL & STAFF REFRESHMENTS | \$ 905.54 |
| 22/01/2020 | 69577 | COLES | COUNCIL & STAFF REFRESHMENTS | \$ 46.49 |
| 24/01/2020 | 69648 | COLES | CAFÉ SUPPLIES | \$ 654.42 |
| 31/01/2020 | 69702 | COLES | YCAC AMD GLC CAFÉ SUPPLIES | \$ 1,541.99 |
| 10/01/2020 | 69221 | COLES.COM.AU | COUNCIL & STAFF REFRESHMENTS | \$ 214.42 |
| 22/01/2020 | 69372 | COLES.COM.AU | COUNCIL & STAFF REFRESHMENTS | \$ 1,068.75 |
| 3/01/2020 | 69189 | COLIN WOODFORD CARPENTRY & FINE FURNITURE | CARPENTRY SERVICES | \$ 1,375.00 |
| 17/01/2020 | 69282 | COMBINED METAL INDUSTRIES | STEEL PRODUCTS SUPPLIER | \$ 431.84 |
| 22/01/2020 | 69324 | COMBINED TEAM SERVICES | TRAINING SERVICES | \$ 385.00 |
| 22/01/2020 | 69374 | COMMERCIAL TURF SERVICES | LAWN MOWER MECHANICAL SERVICES | \$ 1,551.00 |
| 22/01/2020 | 69439 | COMMON GROUND TRAILS | TRAIL BUILDERS | \$ 4,108.50 |
| 22/01/2020 | 69344 | COMPLETE PORTABLES | PORTABLE TOILET HIRE | \$ 291.50 |
| 31/01/2020 | 69700 | COOLING BROTHERS GLASS COMPANY PTY LTD | GLASS SERVICES | \$ 3,649.80 |
| 17/01/2020 | 69297 | CORRIB SILVER BAY DEVELOPMENTS PTY LTD | RATE REFUND | \$ 2,058.76 |
| 22/01/2020 | 69409 | CORSIGN WA PTY LTD | SIGNAGE AND TRAFFIC ACCESSORIES | \$ 579.70 |
| 10/01/2020 | 69212 | CR. G HENLEY | COUNCILLOR PAYMENT | \$ 10,622.75 |
| 31/01/2020 | 69672 | CR. G HENLEY | REIMBURSE DRY CLEANING EXPENSES | \$ 75.85 |
| 10/01/2020 | 69242 | CR. J BARRETT-LENNARD | COUNCILLOR PAYMENT | \$ 2,829.81 |
| 10/01/2020 | 69235 | CR. K HICK | COUNCILLOR PAYMENT | \$ 4,526.51 |
| 31/01/2020 | 69686 | CR. K HICK | REIMBURSE TRAVEL EXPENSES | \$ 166.24 |
| 10/01/2020 | 69243 | CR. KATHERINE COX | COUNCILLOR PAYMENTS | \$ 2,829.81 |
| 10/01/2020 | 69234 | CR. L MILES | COUNCILLOR PAYMENT | \$ 2,829.81 |
| 10/01/2020 | 69223 | CR. P CARTER | COUNCILLOR PAYMENT | \$ 2,829.81 |
| 10/01/2020 | 69244 | CR. P CRONIN | COUNCILLOR PAYMENTS | \$ 2,829.81 |
| 24/01/2020 | 69642 | CR. P CRONIN | REIMBURSE TRAVEL EXPENSES | \$ 640.12 |
| 31/01/2020 | 69694 | CR. P CRONIN | REIMBURSE CLOTHING EXPENSES | \$ 653.00 |
| 10/01/2020 | 69222 | CR. R PAINE | COUNCILLOR PAYMENT | \$ 2,829.81 |
| 10/01/2020 | 69240 | CR. SUSAN RICCELLI | COUNCILLOR PAYMENT | \$ 2,829.81 |
| 22/01/2020 | 69347 | CRANEFORD PLUMBING PTY LTD | PLUMBING SERVICES | \$ 32,834.94 |
| 22/01/2020 | 69600 | CROSS SECURITY SERVICES | SECURITY SERVICES | \$ 545.60 |
| 22/01/2020 | 69472 | CS LEGAL - CLOISTERS SQUARE | LEGAL RECOVERY ON RATING DEBTS | \$ 1,805.66 |
| 16/01/2020 | 69263 | CSDA EMPLOYERS EFT | DHS CENTRELINK PROGRAM PAYMENTS | \$ 114.59 |
| 30/01/2020 | 69664 | CSDA EMPLOYERS EFT | DHS CENTRELINK PROGRAM PAYMENTS | \$ 48.48 |
| 10/01/2020 | 69219 | CYNTHIA DIX | ART SALES | \$ 53.20 |
| 3/01/2020 | 69188 | D MCKENZIE T/A LITORIA ECOSERVICES | CONSULTANCY SERVICES | \$ 1,078.00 |
| 22/01/2020 | 69368 | D MCKENZIE T/A LITORIA ECOSERVICES | CONSULTANT, PEST AND WEED CONTROL SERVICES | \$ 14,748.25 |
| 22/01/2020 | 69518 | DA CHRISTIE PTY LTD | PARK FURNITURE & EQUIPMENT SUPPLIER | \$ 279.40 |
| 22/01/2020 | 69516 | DAVID GRAY & CO | GARBAGE BINS & PARTS SUPPLIER | \$ 4,870.80 |
| 22/01/2020 | 69572 | DAVID MILDWATERS ELECTRICAL | MAINTENANCE SERVICES | \$ 11,438.63 |
| 22/01/2020 | 69481 | DELNORTH PTY LTD | STEEL GUIDE POST SUPPLIER | \$ 4,797.10 |

| DATE | REF# | NAME | DESCRIPTION | AMOUNT |
|------------|-------|--|---|--------------|
| 10/01/2020 | 69241 | DELOS DELTA PTY LTD | CONSULTANCY SERVICES | \$ 3,025.00 |
| 22/01/2020 | 69494 | DELOS DELTA PTY LTD | CONSULTANCY SERVICES | \$ 2,475.00 |
| 22/01/2020 | 69358 | DEPARTMENT OF HUMAN SERVICES | CHARGES FOR CENTREPAY FACILITY | \$ 142.56 |
| 22/01/2020 | 69399 | DEPARTMENT OF PLANNING, LANDS AND HERITAGE | LEASE & RENT AGREEMENTS | \$ 1,100.00 |
| 16/01/2020 | 69267 | DEPUTY CHILD SUPPORT REGISTRAR | SALARY DEDUCTIONS | \$ 1,265.43 |
| 30/01/2020 | 69668 | DEPUTY CHILD SUPPORT REGISTRAR | SALARY DEDUCTIONS | \$ 1,265.43 |
| 22/01/2020 | 69576 | DIAL BEFORE YOU DIG | CABLE LOCATION SERVICE | \$ 1,504.25 |
| 22/01/2020 | 69498 | DIESEL AND HYDRAULIC SERVICES SOUTH WEST | PLANT REPAIR AND MAINTENANCE | \$ 340.45 |
| 22/01/2020 | 69615 | DOOR HARDWARE SOLUTIONS | HARDWARE SUPPLIES | \$ 890.89 |
| 24/01/2020 | 69658 | DOOR HARDWARE SOLUTIONS | PAYMENT CANCELLED | \$ - |
| 31/01/2020 | 69705 | DOOR HARDWARE SOLUTIONS | HARDWARE SUPPLIES | \$ 814.00 |
| 22/01/2020 | 69434 | DORSOGNA LIMITED | ICE CREAM AND SMALL GOODS - GLC CAFÉ | \$ 2,571.23 |
| 22/01/2020 | 69503 | DOWN SOUTH PHYSIO & SPORT REHAB PTY LTD | PHYSIOTHERAPY SERVICES | \$ 88.00 |
| 17/01/2020 | 69300 | DUNSBOROUGH VOLUNTEER BUSHFIRE BRIGADE | PETTY CASH REIMBURSEMENT | \$ 60.00 |
| 22/01/2020 | 69586 | DUNSBOROUGH & DISTRICTS PROGRESS ASSOC INC. | EVENT SPONSORSHIP | \$ 16,500.00 |
| 22/01/2020 | 69541 | DUNSBOROUGH BOBCAT SERVICE | EARTHMOVING - BOBCAT HIRE | \$ 5,060.00 |
| 22/01/2020 | 69357 | DUNSBOROUGH HARDWARE & HOME CENTRE | HARDWARE SERVICES | \$ 158.00 |
| 22/01/2020 | 69593 | DUXTON HOTEL | ACCOMMODATION | \$ 2,082.40 |
| 22/01/2020 | 69437 | DYNAMIC SECURITY MANAGEMENT | SECURITY | \$ 825.00 |
| 22/01/2020 | 69416 | EDUCA LIMITED | E-PORTFOLIOS FOR VACATION CARE | \$ 1,108.80 |
| 22/01/2020 | 69587 | EDUCATIONAL ART SUPPLIES | ART EQUIPMENT SUPPLIES | \$ 95.76 |
| 22/01/2020 | 69453 | EIS CONTROL PTY LTD | ELECTRICAL SERVICES | \$ 954.80 |
| 10/01/2020 | 69231 | ELAMOORE NATURAL SOAPS & COSMETICS PTY LTD | ART SALES | \$ 59.15 |
| 31/01/2020 | 69684 | ELAMOORE NATURAL SOAPS & COSMETICS PTY LTD | ART SALES | \$ 13.65 |
| 22/01/2020 | 69315 | ELLIOTS IRRIGATION PTY LTD | IRRIGATION SERVICES | \$ 1,949.20 |
| 3/01/2020 | 69203 | EMMA O'BRIEN | STAFF REIMBURSEMENT | \$ 105.20 |
| 17/01/2020 | 69274 | ENVIRONEX INTERNATIONAL PTY LTD | POOL CHEMICALS FOR GLC | \$ 2,847.90 |
| 22/01/2020 | 69343 | ENVIRONEX INTERNATIONAL PTY LTD | POOL CHEMICALS FOR GLC | \$ 1,387.58 |
| 24/01/2020 | 69637 | ERTECH PTY LTD | AIRPORT DESIGN AND CONSTRUCTION | \$ 2,475.00 |
| 22/01/2020 | 69376 | EVERETT'S HOME AND YARD MAINTENANCE | MAINTENANCE SERVICES | \$ 480.00 |
| 3/01/2020 | 69194 | FE TECHNOLOGIES PTY LTD | RFID EQUIPMENT | \$ 45,531.20 |
| 22/01/2020 | 69520 | FENNESSY'S | VEHICLE PURCHASES / SERVICES / PARTS | \$ 36,729.77 |
| 10/01/2020 | 69248 | FIONA RUMSA | ART SALES | \$ 99.00 |
| 22/01/2020 | 69497 | FITNESS SOLUTIONS WA | FITNESS EQUIPMENT SERVICE AND REPAIR | \$ 722.90 |
| 22/01/2020 | 69500 | FLEUR FERGUSON | TEACHING SERVICES | \$ 450.00 |
| 22/01/2020 | 69362 | FORTUS | EARTHMOVING PARTS | \$ 927.85 |
| 22/01/2020 | 69427 | FRESH AS | DAIRY SUPPLIES GLC CAFÉ | \$ 197.80 |
| 24/01/2020 | 69639 | FRESH AS | MILK SUPPLIES GLC CAFÉ | \$ 247.65 |
| 24/01/2020 | 69655 | FRESH AS | DAIRY SUPPLIES GLC CAFÉ | \$ 136.45 |
| 22/01/2020 | 69385 | FRONTLINE FIRE & RESCUE EQUIPMENT | EMERGENCY RESPONSE EQUIPMENT | \$ 65.62 |
| 22/01/2020 | 69605 | GANNAWAYS CHARTER AND TOURS | BUS HIRE SERVICE | \$ 405.00 |
| 22/01/2020 | 69588 | GAS-IT PIPE CONTRACTING | LOCATE UNDERGROUND GAS SERVICES | \$ 660.00 |
| 3/01/2020 | 69199 | GB & VJ BRIERLEY | REFUND ANIMAL TRAP BOND | \$ 100.00 |
| 22/01/2020 | 69422 | GEOBOX PTY LTD | VEHICLE CAMERAS | \$ 264.00 |
| 22/01/2020 | 69620 | GEOGRAPHE BAY YACHT CLUB INC | GRANT FUNDING | \$ 11,000.00 |
| 22/01/2020 | 69414 | GEOGRAPHE ELECTRICAL & COMMUNICATIONS GEC | ELECTRICAL SERVICES | \$ 819.50 |
| 22/01/2020 | 69339 | GEOGRAPHE FORD | VEHICLE PURCHASES / SERVICES / PARTS | \$ 605.00 |
| 22/01/2020 | 69355 | GEOGRAPHE INDUSTRIAL SUPPLIES | INDUSTRIAL SUPPLIES | \$ 22.27 |
| 17/01/2020 | 69301 | GEOGRAPHE PETROLEUM | FUEL SERVICES | \$ 33,854.14 |
| 22/01/2020 | 69608 | GEOGRAPHE SAWS AND MOWERS | PLANT PURCHASES / SERVICES / PARTS | \$ 3,577.40 |
| 10/01/2020 | 69250 | GEOGRAPHE TIMBER & HARDWARE | HARDWARE SUPPLIES | \$ 1,706.45 |
| 22/01/2020 | 69522 | GEOGRAPHE TIMBER & HARDWARE | HARDWARE SUPPLIES | \$ 3,329.54 |
| 22/01/2020 | 69398 | GEOGRAPHE UNDERGROUND SERVICES | UNDERGROUND SERVICES | \$ 5,852.00 |
| 3/01/2020 | 69193 | GEORGIA BIGNELL | KIOSK ART | \$ 250.00 |
| 22/01/2020 | 69490 | GEOSPREAD | GREEN WASTE MULCHING | \$ 24,381.50 |
| 22/01/2020 | 69595 | GHD PTY LTD | CONSULTANCY SERVICES | \$ 9,021.10 |
| 8/01/2020 | 69211 | GISSA | CONSULTANCY SERVICES | \$ 3,548.60 |
| 31/01/2020 | 69699 | GLEN GRIFFITHS | STAFF REIMBURSEMENT - TRAINING EXPENSES | \$ 119.80 |
| 16/01/2020 | 69259 | GR & LC CHRISTIAN | RENTAL LEASE AGREEMENT | \$ 1,240.00 |
| 30/01/2020 | 69660 | GR & LC CHRISTIAN | RENTAL LEASE AGREEMENT | \$ 1,240.00 |
| 24/01/2020 | 69635 | GRACE RECORDS MANAGEMENT (AUSTRALIA) PTY LTD | STORAGE SERVICES | \$ 440.46 |
| 22/01/2020 | 69607 | GRASSIAS TURF MANAGEMENT | CRICKET PITCH MANAGEMENT SERVICES | \$ 3,900.00 |
| 17/01/2020 | 69273 | GREG JAMES SCULPTURE | SCULPTURE - PIONEER WOMAN | \$ 26,907.31 |
| 22/01/2020 | 69611 | GUMPTION PTY LTD | ADVERTISING SERVICES | \$ 4,200.00 |
| 17/01/2020 | 69271 | HALIFAX CRANE HIRE PTY LTD | CRANE HIRE | \$ 3,404.64 |
| 22/01/2020 | 69329 | HALIFAX CRANE HIRE PTY LTD | CRANE HIRE | \$ 4,752.00 |
| 22/01/2020 | 69530 | HANSON CONST. MATERIALS PTY LTD | CONCRETE SERVICES | \$ 5,715.60 |
| 22/01/2020 | 69492 | HARVEY NORMAN AV/IT SUPERSTORE BUSSELTON | ELECTRICAL APPLIANCE SERVICES | \$ 19.00 |
| 31/01/2020 | 69687 | HELEN READING | ART SALES | \$ 19.60 |
| 16/01/2020 | 69258 | HIF | HEALTH INSURANCE | \$ 247.85 |
| 22/01/2020 | 69628 | HIP POCKET WORK WEAR AND SAFETY | UNIFORMS & PROTECTIVE CLOTHING | \$ 2,482.49 |
| 22/01/2020 | 69464 | ILLION AUSTRALIA PTY LTD | BUSINESS NAME AND COMPANY SEARCHES | \$ 445.65 |
| 22/01/2020 | 69393 | IMAGE ON LINE | MARKETING | \$ 261.25 |
| 31/01/2020 | 69695 | IN SIGHT PHOTOGRAPHY | PHOTOGRAPHY SERVICES | \$ 1,400.00 |
| 22/01/2020 | 69442 | INTERNATIONAL ON THE WATER HOTEL | ACCOMMODATION | \$ 175.00 |
| 3/01/2020 | 69201 | IPWEA-WA | CORPORATE MEMBERSHIP | \$ 990.00 |
| 22/01/2020 | 69573 | IPWEA-WA | SUBSCRIPTION FEES | \$ 319.00 |
| 22/01/2020 | 69486 | JAMES BENNETT | SPECIALIST LIBRARY RESOURCES | \$ 237.25 |
| 10/01/2020 | 69246 | JAMES WILD | ART SALES | \$ 1,089.00 |
| 22/01/2020 | 69451 | JCW ELECTRICAL GROUP PTY LTD | ELECTRICAL CONTRACTING | \$ 670.45 |
| 10/01/2020 | 69230 | JENNIFER BROWN | ART SALES | \$ 144.80 |
| 31/01/2020 | 69683 | JENNIFER BROWN | ART SALES | \$ 65.20 |
| 22/01/2020 | 69323 | JIGSAW SIGNS & PRINT | SIGNAGE SERVICES | \$ 2,883.00 |
| 22/01/2020 | 69363 | JIMS FIRST | HARDWARE SUPPLIES | \$ 962.67 |
| 17/01/2020 | 69299 | JOHANNA INVESTMENTS PTY LTD | RATES REFUND | \$ 47.79 |





| DATE | REF# | NAME | DESCRIPTION | AMOUNT |
|------------|-------|--|--|--------------|
| 22/01/2020 | 69384 | JONES MARINE | DIVING MAINTENANCE | \$ 990.00 |
| 10/01/2020 | 69257 | JUICE PRINT | PRINTING SERVICES | \$ 356.50 |
| 22/01/2020 | 69621 | JUICE PRINT | PRINTING SERVICES | \$ 567.60 |
| 31/01/2020 | 69690 | JULIE GUTHRIDGE | ART SALES | \$ 53.90 |
| 17/01/2020 | 69306 | KALOORUP BUSHFIRE BRIGADE | PETTY CASH REIMBURSEMENT | \$ 175.51 |
| 17/01/2020 | 69295 | KANGAROO ISLAND MAYORAL RELIEF AND | KANGAROO ISLAND BUSHFIRE RECOVERY DONATION | \$ 1,000.00 |
| 10/01/2020 | 69232 | KATE WESTERN | VACATION CARE CONSUMABLES REIMBURSED | \$ 102.50 |
| 17/01/2020 | 69286 | KATE WESTERN | VACATION CARE CONSUMABLES REIMBURSED | \$ 128.00 |
| 31/01/2020 | 69685 | KATE WESTERN | VACATION CARE SUPPLIES | \$ 83.30 |
| 22/01/2020 | 69506 | KATHERINE ANNE ROSHER | REFUND DOG REGISTRATION | \$ 150.00 |
| 22/01/2020 | 69404 | KATIE GARNETT | WELLNESS PROGRAM | \$ 1,400.00 |
| 22/01/2020 | 69524 | KD POWER & CO | MAINTENANCE SERVICES | \$ 2,647.10 |
| 22/01/2020 | 69476 | KEEL RESOURCES PTY LTD | CONSULTING SERVICES | \$ 1,584.00 |
| 10/01/2020 | 69237 | KENT LYON ARCHITECT | DESIGN SERVICES | \$ 4,158.00 |
| 31/01/2020 | 69675 | KEVAN COLLETT | ART SALES | \$ 10.50 |
| 17/01/2020 | 69275 | KIDSAFE WA PLAYGROUND ADVISORY SERVICE | PLAYGROUND AUDIT | \$ 165.00 |
| 24/01/2020 | 69647 | KIRSTY PALME | BOND REFUND - ANIMAL TRAP | \$ 100.00 |
| 22/01/2020 | 69563 | KLEENHEAT GAS | GAS SERVICES | \$ 1,438.68 |
| 22/01/2020 | 69455 | KMART BUSSELTON | RETAIL HOME WARES - VACATION CARE | \$ 16.00 |
| 22/01/2020 | 69534 | KONNECT | MAINTENANCE SUPPLIES | \$ 342.08 |
| 22/01/2020 | 69536 | LANDGATE (VALUER GENERAL'S OFFICE) | LAND VALUATIONS | \$ 9,866.09 |
| 22/01/2020 | 69529 | LANDGATE CUSTOMER ACCOUNT | LAND INFORMATION AND TITLE SEARCHES | \$ 366.80 |
| 22/01/2020 | 69332 | LANDSAVE ORGANICS | LANDSCAPING SERVICE | \$ 9,240.00 |
| 22/01/2020 | 69557 | LAWRENCE & HANSON | ELECTRICAL/PROTECTIVE CLOTHING SUPPLIES | \$ 1,644.36 |
| 17/01/2020 | 69308 | LD TOTAL | LANDSCAPING SERVICES | \$ 4,455.00 |
| 22/01/2020 | 69321 | LEEUWIN CIVIL PTY LTD | HIRE EQUIPMENT SERVICES | \$ 3,767.68 |
| 22/01/2020 | 69606 | LEEUWIN TRANSPORT | COURIER SERVICES | \$ 764.29 |
| 22/01/2020 | 69499 | LEOPARD CONTROLS | ENERGY MANAGEMENT SYSTEM-LICENCE UPGRADE | \$ 1,017.50 |
| 10/01/2020 | 69226 | LGISWA | ADJUSTMENT INSURANCE PREMIUMS | \$ 1,743.97 |
| 22/01/2020 | 69465 | LIFE READY PHYSIO & PILATES BUSSELTON | MUSCULOSKELETAL FUNCTIONAL CAPACITY | \$ 148.50 |
| 22/01/2020 | 69445 | LIGHT APPLICATION PTY LTD | LIGHTING SERVICE WORK | \$ 148.50 |
| 22/01/2020 | 69482 | LINDA READ | ARTWORK | \$ 250.00 |
| 22/01/2020 | 69633 | LOCAL GOVERNMENT PROFESSIONALS AUSTRALIA (WA DIVISION) | TRAINING SERVICES | \$ 7,950.00 |
| 16/01/2020 | 69266 | LOCAL GOV'T RACE COURSE & CEMETERY EMPLOYEES | UNION FEES | \$ 358.76 |
| 30/01/2020 | 69667 | LOCAL GOV'T RACE COURSE & CEMETERY EMPLOYEES | UNION FEES | \$ 358.76 |
| 22/01/2020 | 69501 | LOCK AROUND THE CLOCK | SECURITY SERVICES | \$ 1,555.00 |
| 22/01/2020 | 69603 | LOCK AROUND THE CLOCK | SECURITY SERVICES | \$ 926.00 |
| 22/01/2020 | 69348 | LOMAX MEDIA | ADVERTISING | \$ 363.00 |
| 22/01/2020 | 69378 | LOTX FILTER CLEANING SERVICE | PLANT FILTER CLEANING SERVICE | \$ 452.89 |
| 20/01/2020 | 69312 | MAIA FINANCIAL | LEASING PAYMENTS | \$ 10,624.30 |
| 22/01/2020 | 69525 | MALATESTA ROAD PAVING & HOTMIX | ROAD HOTMIX / PAVING SERVICES | \$ 24,499.70 |
| 10/01/2020 | 69216 | MARGARET PARKE | ART SALES | \$ 52.80 |
| 20/01/2020 | 69278 | MARGARET RIVER BUSSELTON TOURISM ASSOCIATION | PAYMENT CANCELLED | \$ - |
| 22/01/2020 | 69373 | MARGARET RIVER BUSSELTON TOURISM ASSOCIATION | FINANCIAL ASSISTANCE LOCAL VISITORS CENTRE | \$ 47,923.44 |
| 22/01/2020 | 69350 | MARGARET RIVER FENCING | MAINTENANCE SERVICES | \$ 1,782.00 |
| 22/01/2020 | 69377 | MARKETFORCE PTY LTD | ADVERTISING SERVICES | \$ 3,203.21 |
| 10/01/2020 | 69227 | MARTINE PERRET | ART SALES | \$ 40.60 |
| 10/01/2020 | 69256 | MCGREGOR WJ & J | MANAGEMENT BUSSELTON JETTY TOURIST PARK | \$ 43,559.85 |
| 24/01/2020 | 69651 | MCGREGOR WJ & J | REIMBURSE PLUMBING EXPENSE | \$ 132.00 |
| 22/01/2020 | 69489 | MDM ENTERTAINMENT PTY LTD | DVD AND CD SUPPLY TO LIBRARY | \$ 843.31 |
| 22/01/2020 | 69483 | MECHANICAL PROJECT SERVICES | AIRCONDITIONING & REFRIGERATION SERVICES | \$ 4,950.00 |
| 10/01/2020 | 69236 | MICHAEL VIVIAN | ART SALES | \$ 82.60 |
| 31/01/2020 | 69689 | MICHAEL VIVIAN | ART SALES | \$ 8.40 |
| 3/02/2020 | 69710 | MIGUEL DIAS FERNANDES | SUNDARY STAFF PAYROLL REFUND | \$ 624.45 |
| 22/01/2020 | 69590 | MODERN TEACHING AIDS PTY LTD | LIBRARY RESOURCES | \$ 109.97 |
| 22/01/2020 | 69396 | MOORE STEPHENS WA PTY LTD | TRAINING SERVICES | \$ 2,497.01 |
| 22/01/2020 | 69517 | MP ROGERS & ASSOCIATES PTY LTD | CONSULTANCY SERVICES | \$ 8,196.18 |
| 20/01/2020 | 69311 | MRS R PRIDEAUX | ROADWORKS BOND | \$ 3,224.00 |
| 10/01/2020 | 69218 | NALDA HOSKINS | ART SALES | \$ 301.50 |
| 31/01/2020 | 69680 | NALDA HOSKINS | ART SALES | \$ 198.90 |
| 22/01/2020 | 69360 | NAMES PLUS EMBROIDERY | EMBROIDERY SERVICES | \$ 148.00 |
| 22/01/2020 | 69330 | NAOMI SEARLE | STAFF REIMBURSEMENT | \$ 90.00 |
| 22/01/2020 | 69450 | NATURALISTE FABRICATION & CUSTOMS | METAL FABRICATION | \$ 176.00 |
| 22/01/2020 | 69382 | NATURALISTE HYGIENE SERVICES | HYGIENE SERVICES | \$ 6,719.01 |
| 22/01/2020 | 69456 | NATURALISTE TURF | TURF MAINTENANCE SERVICES | \$ 1,889.25 |
| 8/01/2020 | 69206 | NBN CO LIMITED | NATIONAL BROADBAND SERVICES | \$ 330.00 |
| 10/01/2020 | 69233 | NBN CO LIMITED | NATIONAL BROADBAND SERVICES | \$ 18,515.00 |
| 22/01/2020 | 69474 | NETSTAR AUSTRALIA PTY LTD | GPS TELEMATICS | \$ 921.80 |
| 22/01/2020 | 69630 | NEVERFAIL SPRINGWATER LTD | WATER REFILL SERVICE - DUNS WASTE FACILITY | \$ 501.10 |
| 22/01/2020 | 69527 | NICHOLLS MACHINERY | PLANT PURCHASES / SERVICES / PARTS | \$ 3,812.23 |
| 3/01/2020 | 69192 | NIGHTLIFE MUSIC PTY LTD | MUSIC AND VIDEO SUBSCRIPTION SERVICES | \$ 413.92 |
| 24/01/2020 | 69640 | NIGHTLIFE MUSIC PTY LTD | MUSIC AND VIDEO SUBSCRIPTION SERVICES | \$ 413.92 |
| 3/01/2020 | 69190 | OCEAN AIR CARPET CARE | CLEANING SERVICES | \$ 47,355.00 |
| 8/01/2020 | 69205 | OCEAN AIR CARPET CARE | CLEANING SERVICES | \$ 2,451.22 |
| 22/01/2020 | 69383 | OCEAN AIR CARPET CARE | CLEANING SERVICES | \$ 187.00 |
| 22/01/2020 | 69433 | OFFICEWORKS | OFFICE EQUIPMENT SERVICES | \$ 770.99 |
| 22/01/2020 | 69478 | OILVAC AUSTRALIA PTY LTD | OIL CHANGING EQUIPMENT | \$ 144.10 |
| 24/01/2020 | 69652 | ONEMUSIC AUSTRALIA | PAYMENT CANCELLED | \$ - |
| 22/01/2020 | 69454 | ONSITE RENTAL GROUP PTY LTD | DRY HIRE | \$ 12,951.25 |
| 17/01/2020 | 69277 | OPTUS BILLING SERVICES PTY LTD | FIXED INTERNET ACCESS | \$ 567.20 |
| 22/01/2020 | 69480 | OTTILIA ECOLOGY | ENVIRONMENTAL CONSULTANT | \$ 10,776.26 |
| 10/01/2020 | 69255 | OWEN G ISBEL | ART SALES | \$ 188.80 |
| 22/01/2020 | 69449 | PAMELA BRITAIN | ART TEACHING | \$ 235.00 |
| 10/01/2020 | 69217 | PANCAKE DESIGNS RESIN | ART SALES | \$ 121.10 |
| 31/01/2020 | 69679 | PANCAKE DESIGNS RESIN | ART SALES | \$ 21.00 |

| DATE | REF# | NAME | DESCRIPTION | AMOUNT |
|------------|-------|---|--|---------------|
| 22/01/2020 | 69420 | PASSMORE AUTOMOTIVE | VEHICLE MAINTENANCE SERVICES | \$ 476.80 |
| 8/01/2020 | 69210 | PAUL F BYRNE | REFUND WORKS BOND | \$ 9,808.00 |
| 22/01/2020 | 69624 | PAUL McDANIEL | AUDIO EQUIPMENT HIRE | \$ 200.00 |
| 22/01/2020 | 69395 | PEKO PEKO | FESTIVAL ACTIVITY | \$ 150.00 |
| 22/01/2020 | 69537 | PENDREY AGENCIES P/L | CHEMICAL / RURAL SUPPLIES | \$ 4,753.13 |
| 10/01/2020 | 69245 | PETER MOULD ARCHITECT PTY LTD | ARCHITECTURAL SERVICES | \$ 5,500.00 |
| 22/01/2020 | 69631 | PF D FOOD SERVICES PTY LTD | GLC KIOSK PURCHASES | \$ 47.90 |
| 22/01/2020 | 69346 | PHASE 3 LANDSCAPE CONSTRUCTION PTY LTD | LANDSCAPING & RETICULATION SERVICES | \$ 4,441.73 |
| 10/01/2020 | 69213 | PHIL HOLLETT PHOTOGRAPHY | ART SALES | \$ 971.65 |
| 31/01/2020 | 69673 | PHIL HOLLETT PHOTOGRAPHY | ART SALES | \$ 266.05 |
| 31/01/2020 | 69671 | PHILIP BERRY | ART SALES | \$ 19.80 |
| 22/01/2020 | 69327 | PHOENIX FOUNDRY PTY LTD | MEMORIAL PLAQUES SUPPLIER | \$ 458.70 |
| 22/01/2020 | 69629 | PHYSIO SOUTHWEST | STAFF WELLNESS PROGRAM | \$ 1,152.00 |
| 22/01/2020 | 69510 | PK COURIERS | COURIER SERVICES | \$ 287.10 |
| 22/01/2020 | 69507 | PLAYROPE GROUP PTY LTD | PLAYGROUND EQUIPMENT SUPPLIES | \$ 264.00 |
| 22/01/2020 | 69466 | POWER MEDICAL CENTRE | PRE EMPLOYMENT MEDICAL | \$ 797.50 |
| 22/01/2020 | 69547 | PRESTIGE PRODUCTS | HOSPITALITY EQUIPMENT SUPPLIER | \$ 257.40 |
| 17/01/2020 | 69279 | PRIMARY LOGISTICS | CLEANING CONTRACT | \$ 1,724.80 |
| 22/01/2020 | 69430 | PRIME MEDIA GROUP LTD | ADVERTISING SERVICES | \$ 2,172.50 |
| 20/01/2020 | 69310 | PRIME URBAN WA PTY LTD | LANDSCAPE IMPLEMENTATION BOND | \$ 2,838.00 |
| 22/01/2020 | 69502 | PROFESSIONAL CABLING SERVICES | CABLING SERVICES | \$ 2,387.00 |
| 22/01/2020 | 69542 | PRO-LINE KERBING | KERBING SERVICES | \$ 2,616.90 |
| 22/01/2020 | 69391 | PVR INDUSTRIAL PTY LTD | INDUSTRIAL PUMP REPAIRS | \$ 3,828.00 |
| 22/01/2020 | 69461 | QCLICK & KANGA HOSTING AUSTRALIA | WEBSITE HOSTING SERVICES | \$ 198.00 |
| 31/01/2020 | 69707 | QCLICK & KANGA HOSTING AUSTRALIA | WEBSITE HOSTING SERVICES | \$ 286.00 |
| 22/01/2020 | 69531 | RAECO INTERNATIONAL PTY LTD | LIBRARY RESOURCES | \$ 148.50 |
| 22/01/2020 | 69550 | REPCO AUTO PARTS | PLANT PURCHASES / SERVICES / PARTS | \$ 409.77 |
| 22/01/2020 | 69432 | RETHINK MARKETING | MARKETING | \$ 202.40 |
| 22/01/2020 | 69594 | RICOH BUSINESS CENTRE | OFFICE EQUIPMENT SERVICES - PHOTOCOPYING | \$ 6,720.01 |
| 31/01/2020 | 69704 | RICOH BUSINESS CENTRE | OFFICE EQUIPMENT SERVICES - PHOTOCOPYING | \$ 6,698.95 |
| 22/01/2020 | 69618 | RMS (AUST) PTY LTD | SOFTWARE SERVICES | \$ 59.40 |
| 22/01/2020 | 69544 | ROD'S AUTO ELECTRICS | AUTO ELECTRICAL SERVICES | \$ 2,673.69 |
| 22/01/2020 | 69566 | ROTARY CLUB OF BUSSELTON GEOGRAPHE BAY | SPONSORSHIP / ADVERTISING | \$ 5,000.00 |
| 22/01/2020 | 69528 | ROYAL LIFE SAVING SOCIETY - WESTERN AUSTRALIA | TRAINING SERVICES | \$ 763.40 |
| 31/01/2020 | 69701 | ROYAL LIFE SAVING SOCIETY - WESTERN AUSTRALIA | TRAINING SERVICES | \$ 19.80 |
| 17/01/2020 | 69298 | RUSSELL WATKINS | BJTP REFUND | \$ 364.00 |
| 3/02/2020 | 69709 | RW QUANTITY SURVEYORS | CONSULTANCY SERVICES | \$ 2,475.00 |
| 22/01/2020 | 69609 | SAFE & SURE SECURITY PTY LTD | SECURITY SERVICES - ALARM OCCURRENCE | \$ 3,575.00 |
| 22/01/2020 | 69564 | SAI GLOBAL LTD | AUST STANDARDS PUBLICATIONS | \$ 263.92 |
| 24/01/2020 | 69646 | SAI GLOBAL LTD | AUST STANDARDS PUBLICATIONS | \$ 300.36 |
| 22/01/2020 | 69612 | SANITY - BUSSELTON | LIBRARY RESOURCES | \$ 59.98 |
| 22/01/2020 | 69345 | SCOPE BUSINESS IMAGING | PREVENTATIVE SERVICE PLAN | \$ 192.50 |
| 22/01/2020 | 69457 | SEA CHANGE NEWS | STATIONERY AND OFFICE SUPPLIES | \$ 38.00 |
| 22/01/2020 | 69493 | SELECT CIVIL PTY LTD | EQUIPMENT HIRE | \$ 24,200.00 |
| 31/01/2020 | 69697 | SHARYN RICKWOOD | BOND REFUND - ANIMAL TRAP | \$ 100.00 |
| 22/01/2020 | 69408 | SHERRI DANIELS | ENTERTAINER | \$ 150.00 |
| 22/01/2020 | 69626 | SHORE COASTAL PTY LTD | COASTAL CONSULTANCY SERVICES | \$ 5,808.00 |
| 22/01/2020 | 69575 | SIGMA COMPANIES GROUP PTY LTD | CHEMICAL SUPPLIER | \$ 96.80 |
| 22/01/2020 | 69417 | SIMMO'S ICE CREAMERY | CATERING | \$ 152.65 |
| 31/01/2020 | 69678 | SIMON SPARKES | STAFF REIMBURSEMENT - TRAINING FEES | \$ 120.00 |
| 22/01/2020 | 69496 | SKYWALKER ROPE ACCESS PTY LTD | ROPE ACCESS PAINTING SERVICES | \$ 11,471.07 |
| 16/01/2020 | 69261 | SMARTSALARY PTY LTD | SALARY PACKAGING SERVICE | \$ 18,824.56 |
| 30/01/2020 | 69662 | SMARTSALARY PTY LTD | SALARY PACKAGING SERVICE | \$ 16,858.84 |
| 22/01/2020 | 69581 | SOILS AINT SOILS | NURSERY SUPPLIES | \$ 19.00 |
| 22/01/2020 | 69352 | SONIC HEALTH PLUS PTY LTD | OCCUPATIONAL HEALTH SERVICES | \$ 297.00 |
| 22/01/2020 | 69622 | SOUTH WEST COUNSELLING | EAP SERVICES | \$ 3,580.50 |
| 31/01/2020 | 69706 | SOUTH WEST COUNSELLING | RATE REFUND | \$ 1,869.34 |
| 22/01/2020 | 69591 | SOUTH WEST CYCLES | CYCLE SUPPLIER | \$ 95.00 |
| 22/01/2020 | 69354 | SOUTH WEST EMPLOYEE ASSISTANCE PROGRAM | EMPLOYEE ASSISTANCE SERVICES | \$ 294.05 |
| 22/01/2020 | 69548 | SOUTH WEST ISUZU | PLANT PURCHASES / SERVICES / PARTS | \$ 796.09 |
| 22/01/2020 | 69469 | SOUTH WEST OFFICE NATIONAL | STATIONERY | \$ 2,188.65 |
| 22/01/2020 | 69349 | SOUTH WEST PRINTING & PUBLISHING | ADVERTISING SERVICES | \$ 400.00 |
| 22/01/2020 | 69477 | SOUTH WEST SAND CLEANING | SAND CLEANING OF SAND PITS | \$ 275.00 |
| 22/01/2020 | 69532 | SOUTH WEST STEEL PRODUCTS | STEEL PRODUCTS SUPPLIER | \$ 451.00 |
| 22/01/2020 | 69423 | SOUTHERN ATU SERVICES PTY LTD | WASTE MANAGEMENT SERVICES | \$ 3,328.40 |
| 22/01/2020 | 69458 | SOUTHERN HABITAT NURSERY | NURSERY SUPPLIES | \$ 528.00 |
| 22/01/2020 | 69401 | SOUTHERN LIGHT EVENTS | SOUND, LIGHTING AND STAGING | \$ 423.50 |
| 22/01/2020 | 69523 | SOUTHERN LOCK & SECURITY | SECURITY SERVICES | \$ 1,639.25 |
| 22/01/2020 | 69340 | SOUTHWEST GEOGRAPHIX | SIGNWRITING SERVICES | \$ 429.00 |
| 22/01/2020 | 69571 | SOUTHWEST TYRE SERVICE | PLANT TYRE SUPPLIER / REPAIRER | \$ 24,883.50 |
| 22/01/2020 | 69443 | SPENCER EARTHWORKS PTY LTD | EARTHWORKS | \$ 396.00 |
| 22/01/2020 | 69599 | SPORTS TURF ASSOCIATION (WA) INC | MEMBERSHIP | \$ 350.00 |
| 22/01/2020 | 69511 | SPOTLIGHT | VACATION CARE SUPPLIES | \$ 84.55 |
| 10/01/2020 | 69224 | SPRAYMOW SERVICES | BUSH FIRE INSPECTION WORKS/WEED CONTROL | \$ 3,135.00 |
| 22/01/2020 | 69388 | SPRAYMOW SERVICES | BUSH FIRE INSPECTION WORKS/WEED CONTROL | \$ 792.00 |
| 22/01/2020 | 69369 | SPYKER TECHNOLOGIES PTY LTD | CCTV PRODUCTS AND SERVICES | \$ 6,745.64 |
| 22/01/2020 | 69334 | ST JOHN AMBULANCE | TRAINING SERVICES | \$ 436.00 |
| 22/01/2020 | 69418 | STALEY FOOD & PACKAGING | CLEANING CHEMICALS | \$ 11,318.86 |
| 22/01/2020 | 69509 | STEWART & HEATON CLOTHING CO PTY LTD | PROTECTIVE CLOTHING SUPPLIER | \$ 2,874.07 |
| 16/01/2020 | 69260 | STOCKER PRESTON | RENT - A NOTTLE | \$ 860.00 |
| 30/01/2020 | 69661 | STOCKER PRESTON | RENT - A NOTTLE | \$ 860.00 |
| 31/01/2020 | 69708 | STRUCTWELL ENGINEERS | STRUCTURAL ENGINEERING CONSULTANTS | \$ 2,887.50 |
| 22/01/2020 | 69597 | SUEZ RECYCLING & RECOVERY PTY LTD | WASTE MANAGEMENT SERVICES | \$ 9,051.29 |
| 30/01/2020 | 69670 | SUPERCHOICE | SUPERANNUATION | \$ 175,329.53 |
| 16/01/2020 | 69269 | SUPERCHOICE SUPERANNUATION | SUPERCHOICE SUPERANNUATION | \$ 176,177.57 |

| DATE | REF# | NAME | DESCRIPTION | AMOUNT |
|------------|-------|---|--------------------------------------|-----------------|
| 31/01/2020 | 69698 | SUPERSONIC SCIENCE | BOND REFUND - FACILITY HIRE | \$ 200.00 |
| 22/01/2020 | 69604 | SURVCON PTY LTD | SURVEY SERVICES | \$ 423.50 |
| 22/01/2020 | 69412 | SW ENVIRONMENTAL | ENVIRONMENTAL SERVICES | \$ 1,553.75 |
| 22/01/2020 | 69546 | SW PRECISION PRINT | PRINTING SERVICES | \$ 187.00 |
| 22/01/2020 | 69452 | SWEET & UNIQUE (WA) PTY LTD T/AS LUV A LOLLY | CONFECTIONERY - GLC CAFÉ | \$ 302.75 |
| 24/01/2020 | 69643 | TEARLES ELECTRICAL | ELECTRICAL SERVICES | \$ 302.17 |
| 17/01/2020 | 69305 | TECHNOLOGY ONE LIMITED | SOFTWARE SERVICES | \$ 1,967.90 |
| 22/01/2020 | 69579 | TECHNOLOGY ONE LIMITED | SOFTWARE SERVICES | \$ 2,112.00 |
| 22/01/2020 | 69424 | TENDERLINK.COM | TENDER ADVERTISING | \$ 165.00 |
| 22/01/2020 | 69446 | THE GOOD EGG CAFE | VENUE HIRE AND CATERING | \$ 375.00 |
| 22/01/2020 | 69504 | THE LEGACY CLUB OF WESTERN AUSTRALIA INCORPORATED | REFUND LEASE OVERPAYMENT FEE | \$ 39.60 |
| 22/01/2020 | 69487 | THE POD CONSULTANCY PTY LTD | BUSINESS COACHING | \$ 495.00 |
| 22/01/2020 | 69431 | THE SEBEL BUSSELTON | ACCOMMODATION | \$ 203.30 |
| 3/01/2020 | 69196 | THE SPACE STATION (AUSTRALIA) PTY LTD | STRATEGIC MARKETING | \$ 1,925.00 |
| 22/01/2020 | 69375 | THE URBAN COFFEE HOUSE | CATERING | \$ 86.00 |
| 17/01/2020 | 69291 | THINK WATER DUNSBOROUGH | RETICULATION SERVICES | \$ 1,475.00 |
| 22/01/2020 | 69491 | THINK WATER DUNSBOROUGH | RETICULATION SERVICES | \$ 9,902.38 |
| 3/01/2020 | 69197 | THOMAS ECKERT | CARPENTRY WORK | \$ 3,700.00 |
| 8/01/2020 | 69209 | THOMAS ECKERT | CARPENTRY WORK | \$ 2,325.00 |
| 10/01/2020 | 69247 | THOMAS ECKERT | CARPENTRY WORK | \$ 1,500.00 |
| 22/01/2020 | 69508 | THOMAS POWELL | REIMBURSE SAFETY EQUIPMENT | \$ 230.00 |
| 22/01/2020 | 69617 | TILT/FORCE TRANSPORT | TILT TRAY SERVICES | \$ 275.00 |
| 22/01/2020 | 69475 | TOLL TRANSPORT PTY LTD | COURIER SERVICES | \$ 346.07 |
| 10/01/2020 | 69249 | TOM COLLINS | ART SALES | \$ 528.00 |
| 22/01/2020 | 69561 | TOTAL EDEN PTY LTD | RETICULATION SUPPLIES | \$ 4,125.00 |
| 22/01/2020 | 69325 | TOTAL GREEN RECYCLING | RECYCLING E-WASTE SERVICES | \$ 1,257.80 |
| 10/01/2020 | 69254 | TOTAL HORTICULTURAL SERVICES | LANDSCAPING SERVICES | \$ 27,859.48 |
| 22/01/2020 | 69610 | TOTAL HORTICULTURAL SERVICES | LANDSCAPING SERVICES | \$ 5,647.13 |
| 22/01/2020 | 69467 | TOTAL TOOLS | VARIOUS TOOLS | \$ 2,563.00 |
| 22/01/2020 | 69632 | T-QUIP | MOWER PARTS & SERVICE | \$ 2,092.30 |
| 10/01/2020 | 69214 | TRACIE ANDERSON | ART SALES | \$ 112.50 |
| 31/01/2020 | 69674 | TRACIE ANDERSON | ART SALES | \$ 57.60 |
| 31/01/2020 | 69691 | TRACIE WALSH | ART PROGRAM FACILITATOR / ART SALES | \$ 24.00 |
| 22/01/2020 | 69614 | TRADE HIRE | PLANT HIRE & EQUIPMENT SERVICES | \$ 6,999.51 |
| 17/01/2020 | 69270 | TRAFFIC FORCE | TRAFFIC MANAGEMENT SERVICES | \$ 16,650.87 |
| 22/01/2020 | 69317 | TRAFFIC FORCE | TRAFFIC MANAGEMENT SERVICES | \$ 1,603.54 |
| 22/01/2020 | 69379 | TROPHIES ON TIME | NAME BADGE SUPPLIER | \$ 199.50 |
| 22/01/2020 | 69419 | TRUCK CENTRE (WA) PTY LTD | NEW VEHICLE PARTS & SERVICE | \$ 1,621.13 |
| 24/01/2020 | 69645 | TRUCKLINE | PLANT PURCHASES / SERVICES / PARTS | \$ 296.01 |
| 22/01/2020 | 69380 | TRUE BLUE TURF | TURF SERVICES | \$ 950.95 |
| 22/01/2020 | 69397 | TRUE TRACK TRUCK ALIGNING | WHEEL ALIGNMENT SERVICES | \$ 664.00 |
| 22/01/2020 | 69381 | TYRECYCLE PTY LTD | TYRE RECYCLING | \$ 2,379.13 |
| 22/01/2020 | 69448 | TYRES & MORE DUNSBOROUGH | TYRE SALES AND SERVICE | \$ 45.00 |
| 3/01/2020 | 69198 | UNITING CHURCH IN AUSTRALIA PROPERTY TRUST OF WA | RETURN OF LEASE FEE | \$ 39.60 |
| 31/01/2020 | 69677 | URSULA FAHRER | ART SALES | \$ 161.60 |
| 10/01/2020 | 69225 | VALSPAR PAINT | PAINTING SUPPLIES | \$ 421.04 |
| 22/01/2020 | 69394 | VALSPAR PAINT | PAINTING SUPPLIES | \$ 421.04 |
| 22/01/2020 | 69447 | VENDORPANEL PTY LTD | MULTI PARTY EVALUATIONS | \$ 11,399.55 |
| 17/01/2020 | 69284 | VIVA BOOKS | BOOKS AND GIFTS | \$ 69.98 |
| 22/01/2020 | 69598 | VM VISIMAX | STATIONERY SUPPLY | \$ 79.20 |
| 31/01/2020 | 69696 | VOGUE FURNITURE | OFFICE EQUIPMENT SUPPLIER | \$ 955.00 |
| 22/01/2020 | 69341 | VOICES OF THE VASSE | MUSICAL PERFORMANCE | \$ 100.00 |
| 22/01/2020 | 69342 | VORGEE PTY LTD | PRODUCT SUPPLIES FOR GLC PRO SHOP | \$ 431.75 |
| 22/01/2020 | 69567 | WA TREASURY CORPORATION | LOAN REPAYMENTS | \$ 103,934.88 |
| 28/01/2020 | 69659 | WA TREASURY CORPORATION | LOAN REPAYMENTS | \$ 117,918.20 |
| 24/01/2020 | 69641 | WALCON MARINE AUSTRALASIA PTY LIMITED | PORT GEOGRAPHE FINGER JETTY | \$ 40,960.25 |
| 24/01/2020 | 69656 | WALCON MARINE AUSTRALASIA PTY LIMITED | PORT GEOGRAPHE FINGER JETTY | \$ 11,340.31 |
| 22/01/2020 | 69316 | WALGA | WALGA TRAINING SERVICES | \$ 3,120.00 |
| 22/01/2020 | 69468 | WATERCHEM AUSTRALIA PTY LTD | ODOUR TREATMENT | \$ 1,980.00 |
| 22/01/2020 | 69353 | WAVESOUND PTY LTD | LIBRARY RESOURCES | \$ 2,360.60 |
| 3/01/2020 | 69187 | WELARM PTY LTD | BUSSELTON GROUNDWATER INVESTIGATION | \$ 20,848.44 |
| 17/01/2020 | 69285 | WELL DONE INTERNATIONAL PTY LTD | AFTERHOURS CALL CENTRE SERVICE | \$ 7,862.25 |
| 22/01/2020 | 69578 | WEST AUSTRALIAN ELECTORAL COMMISSION | BOND REFUND / ELECTION EXPENSES | \$ 107,334.01 |
| 22/01/2020 | 69473 | WESTBOOKS | LIBRARY RESOURCES | \$ 3,373.91 |
| 22/01/2020 | 69436 | WESTERN AUSTRALIAN ALTERNATIVE ENERGY | SOLAR PANEL INSTALLATION | \$ 96,733.58 |
| 22/01/2020 | 69386 | WESTERN IRRIGATION PTY LTD | BORE AND IRRIGATION SERVICES | \$ 5,062.75 |
| 22/01/2020 | 69533 | WESTERN POWER CORPORATION | ELECTRICAL SERVICES | \$ 37,302.00 |
| 22/01/2020 | 69555 | WESTRAC EQUIPMENT P/L | PLANT PURCHASES / SERVICES / PARTS | \$ 545,340.03 |
| 22/01/2020 | 69356 | WESTSIDE TILT TRAY SERVICE | ABANDONED CAR REMOVAL | \$ 660.00 |
| 22/01/2020 | 69403 | WHITCOMBE DRAFTING SERVICES | CIVIL DESIGN AND DRAFTING | \$ 3,330.00 |
| 22/01/2020 | 69471 | WHO'S ON LOCATION LIMITED | ELECTRONIC VISITOR MANAGEMENT SYSTEM | \$ 70.00 |
| 31/01/2020 | 69688 | WIN MCGILL | ART SALES | \$ 14.00 |
| 22/01/2020 | 69538 | WINC AUSTRALIA PTY LTD | STATIONERY SUPPLIER | \$ 1,692.34 |
| 24/01/2020 | 69657 | WITH ARCHITECTURE STUDIO PTY LTD | ARCHITECTURAL SERVICES | \$ 5,500.00 |
| 22/01/2020 | 69514 | WOOD & GRIEVE ENGINEERS | CONSULTANCY SERVICES | \$ 2,353.23 |
| 22/01/2020 | 69559 | WORK CLOBBER | PROTECTIVE CLOTHING SUPPLIER | \$ 2,342.00 |
| 22/01/2020 | 69371 | WORK METRICS | HEALTH AND SAFETY SOFTWARE | \$ 110.00 |
| 22/01/2020 | 69553 | WORKFORCE ROAD SERVICES | LINE MARKING SERVICES | \$ 3,289.00 |
| 22/01/2020 | 69441 | WORKSAFE GUARDIAN AUSTRALIA | WORKSAFE FOR RANGERS WELFARE | \$ 891.00 |
| 22/01/2020 | 69596 | WREN OIL | WASTE OIL SERVICES | \$ 49.50 |
| 22/01/2020 | 69389 | YAHAVA KOFFEE WORKS WHOLESALE | COFFEE PRODUCTS GLC CAFÉ | \$ 437.50 |
| 17/01/2020 | 69302 | YALLINGUP COASTAL VOLUNTEER BUSHFIRE BRIGADE | PETTY CASH REIMBURSEMENT | \$ 344.36 |
| 17/01/2020 | 69294 | YELVERTON LIQUID WASTE | LIQUID WASTE REMOVAL | \$ 7,265.50 |
| 22/01/2020 | 69540 | ZIPFORM | PRINTING SERVICES | \$ 3,134.90 |
| | | | | \$ 4,057,205.12 |

| DATE | REF# | NAME | DESCRIPTION | AMOUNT |
|--|------|---|---|------------------------|
| TRUST ACCOUNT PAYMENTS JANUARY 2020 | | | | |
| DATE | REF# | NAME | DESCRIPTION | AMOUNT |
| 8/01/2020 | 7497 | DEPARTMENT OF MINES, INDUSTRY REGULATION & SAFETY | BUILDING SERVICES LEVY | \$ 19,400.48 |
| 8/01/2020 | 7498 | CITY OF BUSSELTON | VARIOUS REIMBURSEMENTS | \$ 529.25 |
| 8/01/2020 | 7499 | CONSTRUCTION TRAINING FUND | BCITF LEVY | \$ 12,107.75 |
| 8/01/2020 | 7500 | RG & R POOLE | REFUNDS | \$ 61.65 |
| | | | | \$ 32,099.13 |
| INTERNAL PAYMENTS JANUARY 2020 | | | | |
| DATE | REF# | NAME | DESCRIPTION | AMOUNT |
| 17/01/2020 | 4025 | ACIMVOICE PL BAMBIL PTY & OTHERS | REFUND OF RATE OVERPAYMENT | \$ 6,527.00 |
| 31/12/2019 | 4006 | ANZ BANK - VISA CARD | CREDIT CARD PAYMENT - LISTED BELOW | \$ 17,449.85 |
| | | BAKED BUSSELTON | MORNING TEA - MEETING | \$ 9.00 |
| | | APPLE ITUNES | ICLOUD STORAGE | \$ 1.49 |
| | | BAKED BUSSELTON | MORNING TEA - MEETING | \$ 13.50 |
| | | DEPT OF WATER AND ENV | CLEARING PERMITS | \$ 2,400.00 |
| | | CHEEKY MONKEY BREWERY | CEO/MAYOR LUNCH WITH SHIRE OF AUG/MR | \$ 94.00 |
| | | THE GOOD EGG CAFE | HOSPITALITY - CITY OF BUNUBYR MEETING | \$ 131.00 |
| | | CAVES HOUSE HOTEL | COUNCIL END OF YEAR FUNCTION | \$ 3,585.18 |
| | | QANTAS | FLIGHTS - RCA BOARD MEETING | \$ 436.78 |
| | | THE FIRESTATION | MAYORS LUNCHEON | \$ 351.80 |
| | | VIRGIN AUSTRALIA | FLIGHTS - RCA BOARD MEETING | \$ 422.66 |
| | | VIRGIN AUSTRALIA | BOOKING FEE | \$ 4.33 |
| | | WILSON PARKING PERTH | PLANNING REFORM MEETING - PARKING | \$ 16.20 |
| | | CANVA | MONTHLY ARTWORK PURCHASES | \$ 1.03 |
| | | FACEBOOK | ADVERTISING - GLC | \$ 66.00 |
| | | FACEBOOK | ADVERTISING - ARTGO | \$ 3.69 |
| | | AIR SERVICES AUSTRALIA | ERSA 12 MONTH RENEWAL | \$ 134.00 |
| | | SENDGRID | PHOENIX SOFTWARE MONTHLY SUBSCRIPTION | \$ 22.79 |
| | | CANVA | MONTHLY ARTWORK PURCHASES | \$ 1.03 |
| | | MRBTA | TICKETS TO MEMBER MINGLE | \$ 50.00 |
| | | DISCOVERY PARKS | ACCOM - WA TOURISM CONFERENCE | \$ 372.30 |
| | | DISCOVERY PARKS | ACCOM - WA TOURISM CONFERENCE | \$ 372.30 |
| | | MARGARET RIVER FURNITURE | FURNITURE FOR NEW CABIN AT BJTP | \$ 3,670.00 |
| | | COLOUR POWDER AUSTRALIA | COLOURED POWDER HOLIDAY ACTIVITIES | \$ 124.90 |
| | | BUSSELTON RETRAVISION | FRIDGE/TV FOR NEW CABIN AT BJTP | \$ 777.90 |
| | | KMART ONLINE | FITOUT OF CABIN AT BJTP | \$ 221.50 |
| | | EDA | MEMBERSHIP | \$ 440.00 |
| | | KMART ONLINE | FITOUT OF CABIN AT BJTP | \$ 19.65 |
| | | WOOLWORTHS | FITOUT OF CABIN AT BJTP | \$ 8.00 |
| | | CANVA | MONTHLY ARTWORK PURCHASES | \$ 1.03 |
| | | THE REJECT SHOP | FITOUT OF CABIN AT BJTP | \$ 7.00 |
| | | THE REJECT SHOP | FITOUT OF CABIN AT BJTP | \$ 23.50 |
| | | YAROOMS INTERNATIONAL | YAROOMS CUSTOM PLAN | \$ 972.28 |
| | | COLES EXPRESS | FUEL | \$ 101.41 |
| | | WA NEWS | BDT CHRISTMAS MESSAGE | \$ 50.60 |
| | | BP WILLIAMS | FUEL | \$ 81.92 |
| | | AKOLADE PTY LTD | SOCIAL MEDIA WA SUMMIT | \$ 1,868.90 |
| | | SAL GLOBAL | CONFINED SPACE - AUSTRALIAN STANDARD | \$ 237.21 |
| | | DYMOCKS ONLINE | BOOKS 'TURN THE SHIP AROUND' | \$ 59.97 |
| | | MAILCHIMP | BAY TO BAY ELECTRONIC NEWSLETTER SUBSCRIPTION | \$ 290.51 |
| | | APPLE ITUNES | ICLOUD STORAGE PLAN | \$ 4.49 |
| 2/01/2020 | 4008 | ANZ BANK | BANK FEES | \$ 4,214.28 |
| 2/01/2020 | 4009 | ANZ BANK | BANK FEES | \$ 15.00 |
| 6/01/2020 | 4011 | ANZ BANK | BANK FEES | \$ 196.81 |
| 6/01/2020 | 4012 | ANZ BANK | BANK FEES | \$ 169.82 |
| 6/01/2020 | 4013 | ANZ BANK | BANK FEES | \$ 460.61 |
| 6/01/2020 | 4014 | ANZ BANK | BANK FEES | \$ 2,774.65 |
| 9/01/2020 | 4021 | ARGENTA HOLDINGS PTY LTD | REFUND OF RATE OVERPAYMENT | \$ 2,148.32 |
| 24/01/2020 | 4027 | C J CRAGGS | REFUND OF RATE OVERPAYMENT | \$ 456.00 |
| 31/12/2019 | 4005 | CALTAX AUSTRALIA PETROLEUM PTY LTD | FUEL SERVICES | \$ 67,722.68 |
| 31/12/2019 | 4002 | CITY OF BUSSELTON | SPECIAL PAYS | \$ 1,894.86 |
| 15/01/2020 | 4007 | CITY OF BUSSELTON | PAYROLL & SALARIES | \$ 785,131.56 |
| 10/01/2020 | 4019 | CITY OF BUSSELTON | REFUND INCORRECT BPAY PAYMENT | \$ 16.00 |
| 17/01/2020 | 4023 | CITY OF BUSSELTON | REFUND INCORRECT BPAY PAYMENT | \$ 16.00 |
| 15/01/2020 | 4030 | CITY OF BUSSELTON | PAYROLL & SALARIES | \$ 803,083.74 |
| 3/01/2020 | 4010 | COMMONWEALTH BANK | BANK FEES | \$ 1,328.81 |
| 15/01/2020 | 4018 | COMMONWEALTH BANK | BANK FEES | \$ 145.42 |
| 13/01/2020 | 4017 | CPR OUTDOOR CENTRE | REFUND CANCELLED DEVELOPMENT APPLICATION | \$ 147.00 |
| 17/01/2020 | 4024 | D FRIMSON & S HAYWERN | REFUND OF RATE OVERPAYMENT | \$ 491.00 |
| 20/01/2020 | 4026 | GEIZO PTY LTD | REFUND OF RATE OVERPAYMENT | \$ 1,803.37 |
| 24/01/2020 | 4028 | GEO BAY HOLDING PARK | REFUND OF POOL SAMPLING FEE OVERPAYMENT | \$ 540.00 |
| 30/01/2020 | 4031 | H & D COOKE | REFUND OF RATE OVERPAYMENT | \$ 427.00 |
| 31/01/2020 | 4032 | K LEE | REFUND BOOKING FEE PAID B-PAY | \$ 82.00 |
| 6/01/2020 | 4015 | LES MILLS ASIA PACIFIC | CONTRACT FEES | \$ 582.89 |
| 6/01/2020 | 4016 | LES MILLS ASIA PACIFIC | CONTRACT FEES | \$ 485.74 |
| 8/01/2020 | 4020 | M BREALEY | REFUND CANCELLED DEVELOPMENT APPLICATION | \$ 380.00 |
| 14/01/2020 | 4022 | P HANRAHAN & H RYAN | REFUND OF OVERPAID DA FEE | \$ 124.00 |
| 28/01/2020 | 4029 | P R MCKEE | REFUND OF RATE OVERPAYMENT | \$ 1,790.99 |
| | | | | \$ 1,700,605.40 |

6.2 FINANCIAL ACTIVITY STATEMENTS - YEAR TO DATE AS AT 31 JANUARY 2020

| | |
|----------------------------|---|
| STRATEGIC GOAL | 6. LEADERSHIP Visionary, collaborative, accountable |
| STRATEGIC OBJECTIVE | 6.1 Governance systems, process and practices are responsible, ethical and transparent. |
| SUBJECT INDEX | Budget Planning and Reporting |
| BUSINESS UNIT | Financial Services |
| REPORTING OFFICER | Manager Financial Services - Paul Sheridan |
| AUTHORISING OFFICER | Director Finance and Corporate Services - Tony Nottle |
| NATURE OF DECISION | Executive: substantial direction setting, including adopting strategies, plans and policies (excluding local planning policies), tenders, setting and amending budgets, funding, donations and sponsorships, reviewing committee recommendations |
| VOTING REQUIREMENT | Simple Majority |
| ATTACHMENTS | Attachment A Investment Report January 2020   Attachment B Financial Activity Statement January 2020   |

OFFICER RECOMMENDATION

That the Council receives the statutory financial activity statement reports for the period ending 31 January 2020, pursuant to Regulation 34(4) of the *Local Government (Financial Management) Regulations*.

EXECUTIVE SUMMARY

Pursuant to Section 6.4 of the *Local Government Act 1995* (the Act) and Regulation 34(4) of the *Local Government (Financial Management) Regulations 1996* (the Regulations), a local government is to prepare, on a monthly basis, a statement of financial activity that reports on the City's financial performance in relation to its adopted / amended budget.

This report has been compiled to fulfil the statutory reporting requirements of the Act and associated Regulations, whilst also providing the Council with an overview of the City's financial performance on a year to date basis for the period ending 31 January 2020.

BACKGROUND

The Regulations detail the form and manner in which financial activity statements are to be presented to the Council on a monthly basis, and are to include the following:

- Annual budget estimates
- Budget estimates to the end of the month in which the statement relates
- Actual amounts of revenue and expenditure to the end of the month in which the statement relates
- Material variances between budget estimates and actual revenue/expenditure (including an explanation of any material variances)
- The net current assets at the end of the month to which the statement relates (including an explanation of the composition of the net current position)

Additionally, and pursuant to Regulation 34(5) of the Regulations, a local government is required to adopt a material variance reporting threshold in each financial year. At its meeting on 31 July 2019, the Council adopted (C1907/131) the following material variance reporting threshold for the 2019/20 financial year:

That pursuant to Regulation 34(5) of the Local Government (Financial Management) Regulations, the Council adopts a material variance reporting threshold with respect to financial activity statement reporting for the 2019/20 financial year as follows:

- *Variances equal to or greater than 10% of the year to date budget amount as detailed in the Income Statement by Nature and Type/Statement of Financial Activity report, however variances due to timing differences and/or seasonal adjustments are to be reported on a quarterly basis; and*
- *Reporting of variances only applies for amounts greater than \$25,000.*

OFFICER COMMENT

In order to fulfil statutory reporting requirements and to provide the Council with a synopsis of the City's overall financial performance on a year to date basis, the following financial reports are attached hereto:

Statement of Financial Activity

This report provides details of the City's operating revenues and expenditures on a year to date basis, by nature and type (i.e. description). The report has been further extrapolated to include details of non-cash adjustments and capital revenues and expenditures, to identify the City's net current position; which reconciles with that reflected in the associated Net Current Position report.

Net Current Position

This report provides details of the composition of the net current asset position on a full year basis, and reconciles with the net current position as per the Statement of Financial Activity.

Capital Acquisition Report

This report provides full year budget performance (by line item) in respect of the following capital expenditure activities:

- Land and Buildings
- Plant and Equipment
- Furniture and Equipment
- Infrastructure

Reserve Movements Report

This report provides summary details of transfers to and from reserve funds, and associated interest earnings on reserve funds, on a full year basis.

Additional reports and/or charts are also provided as required to further supplement the information comprised within the statutory financial reports.

Comments on Financial Activity to 31 January 2020

The Statement of Financial Activity for the year to date as at 31 January 2020 shows an overall Net Current Position of \$19.2M as opposed to the amended budget of \$442K, a positive difference of \$18.8M. The following summarises the major variances in accordance with Council's adopted material variance reporting threshold that collectively make up the above difference:

| Description | 2019/20 Actual YTD | 2019/20 Amended Budget YTD | 2019/20 Amended Budget | 2019/20 YTD Bud Variance | 2019/20 YTD Bud Variance |
|--|-----------------------|----------------------------------|------------------------------|--------------------------------|--------------------------------|
| | \$ | \$ | \$ | % | \$ |
| Revenue from Ordinary Activities | | | | | |
| 1. Operating Grants, Subsidies and Contributions | 3,147,987 | 2,267,897 | 4,977,647 | 38.81% | 880,090 |
| 2. Non-Operating Grants, Subsidies and Contributions | 3,010,037 | 4,830,961 | 23,764,690 | (37.69%) | (1,820,924) |
| Capital Revenue & (Expenditure) | | | | | |
| 3. Land & Buildings | (2,219,614) | (5,764,084) | (8,381,113) | 61.49% | 3,544,470 |
| Plant & Equipment | (1,249,017) | (3,066,675) | (4,855,350) | 59.27% | 1,817,658 |
| Furniture & Equipment | (114,499) | (625,366) | (1,113,069) | 81.69% | 510,867 |
| Infrastructure | (7,859,529) | (18,002,361) | (37,545,346) | 56.34% | 10,142,832 |
| 4. Proceeds from Sale of Assets | 255,155 | 596,050 | 3,409,080 | (57.19%) | (340,895) |
| 5. Transfer to Restricted Assets | (451,382) | (35,063) | (60,100) | (1187.35%) | (416,319) |
| 6. Transfer from Restricted Assets | 607,716 | 0 | 6,319,121 | 100.00% | 607,716 |
| 7. Transfer from Reserves | 1,232,906 | 1,767,906 | 34,669,883 | (30.26%) | (535,000) |

Revenue from Ordinary Activities

Year to date (YTD) actual income from ordinary activities is \$1.4M more than expected when compared to the YTD amended budget, with the following items meeting the material variance reporting threshold:

- Operating Grants, Subsidies and Contributions are \$880K (net) better than amended budget. This variance is mainly due to the following:
 - Financial Services Reimbursements (10200) - \$38K claim payment for storm damage to King St ramps and steps not yet allocated to the correct maintenance costs codes;
 - Legal Fees Reimbursements (10500) (\$46K) – budget item included for a fine that was received in the 18/19 financial year. A budget amendment was processed to move a portion of the fine from retained earnings to a legal reserve, however a further budget amendment to remove this revenue item is still being investigated;
 - Human Resources Reimbursements (10521) \$37K - \$18K due to conference and training reimbursements not budgeted for sufficiently and \$19K received in workers comp reimbursements with all receipts budgeted in June;
 - Contributions to Airport Operations (11151) \$49K – received December but budgeted in June;

- Contributions YCAB (B1361) \$27K – \$4K from City of Kwinana for the youth conference received November, \$20K from Rio Tinto received December as part of annual youth trainee sponsorship, and \$3K from Lions Club received January. Budget of \$20K in March only;
- Environmental Management Administration (10830) \$172K – grant received for the Revitalizing Geographe Waterways Phase 2 project earlier than forecast;
- Protective burning and firebreaks reserve (10931) \$166K. This variance relates to receiving 50% grant awarded to the City under the mitigation activity fund (Emergency Services Levy) and will be subject to a Council report requesting that the 2019/20 budget be amended to reflect this additional income. Details of the cost codes for this amendment are being finalised;
- Bushfire Risk Management Planning Grants (10942) DFES \$72K. This variance relates to the payment of grant in full for the bushfire risk planning coordinator position within the City of Busselton. This represents a timing difference between budget allocations (over 12 months), and actual funds received;
- Preventative Services CLAG (10925) **(\$48K)** – offset by budgeted expenditure that has not occurred, to the same amount;
- Pre-Primary Building & Surrounds (B1503) \$30K – grant was budgeted to be received in June 2020, but was received in November 2019;
- Regional Waste Management Administration (11301) **(\$37K)** – annual budget of \$63K spread over 12 months, but no contributions have actually been invoiced or received YTD;
- Reimbursements Old Butter Factory (B1401 & B9610) \$371K – timing difference due to difficulties in predicting when LGIS would process the claims. Advice received in January that claims have been processed.

Expenses from Ordinary Activities

Expenditure from ordinary activities is \$2.9M or 6.05% less than expected when compared to the amended YTD budget. No individual items exceed the variance reporting thresholds.

Non-Operating Grants, Subsidies and Contributions

2. Non-Operating Grants, Subsidies and Contributions are less than budget by \$1.8M with the main items impacting on the above result being the timing of the receipt of funding which is also offset with less than anticipated capital expenditure at this time.

| Cost Code | Cost Code Description | Variance YTD |
|---|--|---------------------------|
| <u>Finance and Corporate Services</u> | | <u>(298,800)</u> |
| 10239 | Contributions - Community Facilities | (439,330) |
| 10250 | Information & Communication Technology Services – Capital Grants Federal | 144,956 |
| <u>Community and Commercial Services</u> | | <u>524,978</u> |
| 10625 | Art Geo Administration – Donated Assets | 35,000 |
| C6099 | Airport Development - Project Grant | 477,978 |
| <u>Planning and Development Services</u> | | <u>(780,887)</u> |
| B1015 | Hithergreen District Bushfire Brigade – Donated Assets | (465,200) |
| B1024 | Wilyabrup Bushfire Brigade – Donated Assets | (178,300) |
| B1029 | Busselton Branch SES – Donated Assets | (97,200) |
| B9109 | Hithergreen Building Renovations – Capital Grant | (40,187) |
| <u>Engineering and Works Services</u> | | <u>(1,266,214)</u> |
| C1512 | Port Geographe Boat Ramp Renewal Works – Capital Grant | (96,250) |
| C3020 | Donated Assets Parks, Gardens & Reserves | 329,133 |

| | | |
|-------|--|-----------|
| C3113 | Busselton Tennis Club – Infrastructure – Contribution | 80,000 |
| C3168 | Busselton Foreshore Jetty Precinct – Capital Grant | (179,795) |
| C3186 | Lou Weston Oval – Courts – Contributions | (235,000) |
| F0019 | College Avenue – MR Capital Grant | 144,000 |
| S0035 | Strelly Street / Barlee Street Roundabout – MR Capital Grant | 35,093 |
| S0051 | Causeway Road / Rosemary Drive Roundabout – MR Capital Grant | (266,669) |
| S0064 | Peel Terrace (Stanley Pl/Cammilleri St Intersection Upgrade) – MR Capital Grant | (116,669) |
| S0069 | Peel Terrace (Brown Street Intersection Upgrades) – MR Capital Grant | (58,331) |
| S0070 | Peel & Queen Street Roundabout Service Relocation – MR Capital Grant | (91,669) |
| S0071 | Ludlow-Hithergreen Road Safety Improvements – Fed Capital grant | 461,200 |
| S0072 | Kaloorup Road - Reconstruct and Seal Shoulders – MR Capital Grant | 100,000 |
| T0019 | Wonnerup South Road - Reconstruct and Widening (narrow seal) – RTR Capital Grant | (364,315) |
| T0085 | Yoongarillup Road - Reconstruct Intersection at Vasse H/Way – RTR Capital Grant | (122,500) |
| T0086 | Yoongarillup Road - Reconstruct & Widen (Western Section) – RTR Capital Grant | (862,225) |

Capital Expenditure

3. As at 31 January 2020, there is an underspend variance of 58.3% or \$16M in total capital expenditure with YTD actual at \$11.4M against the YTD amended budget of \$27.5M.

The attachments to this report include detailed listings of all capital expenditure (project) items, however the main areas of variance are summarised as follows:

| Cost Code | Cost Code Description | Variance YTD |
|------------------|--|------------------|
| Land | | (71,308) |
| 10370 | Busselton Cemetery | (71,308) |
| Buildings | | 3,615,778 |
| B9516 | Busselton Library Upgrade | 297,125 |
| B9109 | Hithergreen Building Renovations | 40,187 |
| B9300/1/2 | Aged Housing Capital Improvements (Winderlup, Harris Rd) | 69,179 |
| B9407 | Busselton Senior Citizens | 598,416 |
| B9556 | NCC Upgrade | 41,665 |
| B9591 | Performing Arts Convention Centre | 95,395 |
| B9596 | GLC Building Improvements | 194,248 |
| B9604 | Womens Change Facility Bovell | (34,856) |
| B9605 | Energy Efficiency Initiatives (Various Buildings) | (14,520) |
| B9606 | King Street Toilets | 66,666 |
| B9610 | Old Butter Factory | (141,492) |
| B9716 & B9717 | Airport Terminals | 2,434,188 |
| B9808 | Busselton Jetty Tourist Park Upgrade | 49,089 |

| | | |
|--|---|-------------------|
| <u>Plant & Equipment</u> | | 1,817,658 |
| 10000 | Members of Council | 40,000 |
| 10250 | Information & Communication Technology Services | 35,000 |
| 11156 | Airport Development Operations | 599,087 |
| 11402 | Plant Purchases (P10) | 495,000 |
| 11403 | Plant Purchases (P11) | 265,369 |
| 11404 | Plant Purchases (P12) | 320,000 |
| <u>Furniture & Office Equipment</u> | | 510,867 |
| 10250 | Information & Communication Technology Services | 364,939 |
| 11156 | Airport Development Operations | 162,084 |
| <u>Infrastructure By Class</u> | | 10,142,832 |
| | Roads | 2,249,326 |
| | Bridges | 186,000 |
| | Car Parks | 792,116 |
| | Footpaths & Cycleways | 402,984 |
| | Parks, Gardens & Reserves | 5,298,549 |
| | Drainage | 86,258 |
| | Regional Airport & Industrial Park Infrastructure | 1,127,598 |

Many of these items of under expenditure e.g. Main Roads construction works, also assists in explaining the above current YTD shortfall in Non-Operating Grants. In the main, many of these projects have yet to be completed and represent a timing difference.

Proceeds from Sale of Assets

4. There is a variance for the proceeds from sale of assets of **(\$321K)**, due to timing in the changeover of vehicles and plant.

Transfer to Restricted Assets

5. There is a variance in transfers to restricted assets of \$416K more than amended budget. The reasons for this are as follows:
 - Transfer to deposits and bonds of \$62K as opposed to a budget of \$0. These funds do not have a budget allocation as they are not able to be reliably measured;
 - Interest earned on government grants of \$33K transferred to restricted cash, for which there was no budget allocated as it was expected that the grant would have been utilized by this stage;
 - Additional bonds of \$321K were received in relation to the next stage of the Dunsborough Lakes development.

Transfer from Restricted Assets

6. There is a variance in transfers from restricted assets of \$608K more than amended budget. The main reason for this is as follows:
 - Transfer from Roadwork Bonds of \$547K as opposed to a budget of \$0. These funds do not have a budget allocation as they are not able to be reliably measured.

Transfer from Reserves

7. There is a variance for transfer from reserves of \$535K less than amended budget. The reasons for this are as follows:
 - Transfer from Jetty Maintenance Reserve of \$425K did not occur due to works not being undertaken on cost code C3497 (part of the Parks, Gardens & Reserves variance shown above), for the following reasons:
 - i. The previous expenditure figure was based on the 50 year plan.

- ii. The 5 year structural review undertaken in 2019/2020 discovered that the Jetty was in better condition than forecast in the 50 year plan. Capital works planned for 2020 have been deferred to 2030.
- iii. Requests for Tenders issued for maintenance works per the 5 year plan are to be awarded at the Council meeting on 29 January 2020.
- iv. As a result, budget figures have been revised for next the 5 financial years to reflect the 5 year plan.
- Transfer from the Election, Valuation & Corporate Expenses Reserve of \$110K that has not occurred to cover the \$97K bill from the Electoral Commission and approximately \$4K in internal staff costs. This will appear in the February accounts.

Investment Report

Pursuant to the Council's Investment Policy, a report is to be provided to the Council on a monthly basis, detailing the investment portfolio in terms of performance and counterparty percentage exposure of total portfolio. The report is also to provide details of investment income earned against budget, whilst confirming compliance of the portfolio with legislative and policy limits.

As at 31 January 2020, the value of the City's invested funds totalled \$77.48M, down from \$81.48M as at 31 December 2019. The reduction is due to funds being transferred to the cheque account to meet ongoing normal operating costs.

During the month of January three term deposits totalling the amount of \$9.0M matured. One was closed, and another partially closed. Those rolled were renewed for a further 151 days at 1.66% on average.

The balance of the 11am account (an intermediary account which offers immediate access to the funds compared to the term deposits and a higher rate of return compared to the cheque account) remained steady.

The balance of the Airport Development ANZ and WATC cash accounts remained steady.

The RBA announced no rate changes in January and February. Future movements are unknown at this time although further drops are possible in coming months.

Chief Executive Officer – Corporate Credit Card

Details of monthly (December to January) transactions made on the Chief Executive Officer's corporate credit card are provided below to ensure there is appropriate oversight and awareness of credit card transactions made.

| Date | \$ Amount | Payee | Description |
|-----------|-----------|---------------------------------|--|
| 03-Jan-20 | 172.80 | EHB Holdings Pty Ltd Busselton | + Senior Staff Lunch - Esplanade Hotel |
| 10-Jan-20 | 892.20 | Australian Coastal Council | National Forum Perth Registration |
| 14-Jan-20 | 24.99 | Repco | Mats for Car |
| 15-Jan-20 | 1,000.00 | The Salvation Army | Bushfire Disaster Recovery Donation |
| 15-Jan-20 | 1,000.00 | Shout for Good Pty Ltd | Bushfire Disaster Recovery Donation |
| 15-Jan-20 | 1,000.00 | Community Enterprise Foundation | Bushfire Disaster Recovery Donation |
| 15-Jan-20 | 1,000.00 | St Vincent De Paul Society | Bushfire Disaster Recovery Donation |
| 16-Jan-20 | 95.00 | Vasse Flowers | Flower Arrangement - P. Vukelic |
| 16-Jan-20 | 1,219.00 | Eventbrite | *LGCOG Conference Tickets Hobart |
| 20-Jan-20 | 1,240.80 | Booking.com Australia | *LGCOG Conference Hobart Accomodation |

| Date | \$ Amount | Payee | Description |
|-----------|-----------|-----------------|-------------------------------------|
| 20-Jan-20 | 891.36 | Qantas Airways | *LGCOG Conference Flights |
| 20-Jan-20 | 444.40 | Jetstar Air | *LGCOG Conference Flights |
| 21-Jan-20 | 1,000.00 | Redcross.org.au | Bushfire Disaster Recovery Donation |
| 22-Jan-20 | 687.58 | Qantas Airways | *LGCOG Conference Flights |

**Funds debited against CEO Annual Professional Development Allowance as per employment Contract Agreement*
+ Allocated against CEO Hospitality Expenses Allowance

Statutory Environment

Section 6.4 of the Act and Regulation 34 of the Regulations detail the form and manner in which a local government is to prepare financial activity statements.

Relevant Plans and Policies

There are no relevant plans or policies to consider in relation to this matter.

Financial Implications

Any financial implications are detailed within the context of this report.

Stakeholder Consultation

No external stakeholder consultation was required or undertaken in relation to this matter.

Risk Assessment

An assessment of the potential implications of implementing the officer recommendation has been undertaken using the City's risk management framework, with risks assessed taking into account any controls already in place. No risks of a medium or greater level have been identified.

Options

The Statements of Financial Activity are presented in accordance with Section 6.4 of the Act and Regulation 34 of the Regulations and are to be received. Council may wish to make additional resolutions as a result of having received these reports.

CONCLUSION

As at 31 January 2020, the City's financial performance is considered satisfactory.

TIMELINE FOR IMPLEMENTATION OF OFFICER RECOMMENDATION

Not applicable.



CITY OF BUSSETON - INVESTMENT PERFORMANCE REPORT For the month of January 2020



11am Bank Account

As at 31 January 2020

| INSTITUTION | RATE | AMOUNT |
|--------------------------|-------|--------------|
| ANZ 11am At Call Deposit | 0.70% | \$ 2,000,000 |

Term Deposits - Miscellaneous Funds

As at 31 January 2020

| INSTITUTION | RATING | DAYS | MATURITY | RATE | AMOUNT |
|-------------|--------|------|-----------|-------|--------------|
| NAB | AA | 91 | 10-Feb-20 | 1.58% | \$ 2,000,000 |
| NAB | AA | 150 | 21-Feb-20 | 1.67% | \$ 2,000,000 |
| Westpac | AA | 184 | 22-Feb-20 | 1.85% | \$ 1,500,000 |
| Bankwest | AA | 181 | 24-Feb-20 | 1.65% | \$ 4,000,000 |
| Bankwest | AA | 182 | 09-Mar-20 | 1.60% | \$ 4,000,000 |
| Bankwest | AA | 181 | 23-Mar-20 | 1.55% | \$ 4,000,000 |
| Westpac | AA | 182 | 24-Mar-20 | 1.75% | \$ 3,000,000 |
| NAB | AA | 182 | 24-Mar-20 | 1.66% | \$ 2,000,000 |
| NAB | AA | 180 | 01-Apr-20 | 1.59% | \$ 4,000,000 |
| NAB | AA | 183 | 10-Apr-20 | 1.58% | \$ 3,000,000 |
| ANZ | AA | 183 | 15-Apr-20 | 1.54% | \$ 3,500,000 |
| Westpac | AA | 122 | 17-Apr-20 | 1.48% | \$ 1,500,000 |
| Westpac | AA | 213 | 24-Apr-20 | 1.75% | \$ 4,000,000 |
| ANZ | AA | 213 | 24-Apr-20 | 1.62% | \$ 3,000,000 |
| Bendigo | BBB | 180 | 28-Apr-20 | 1.50% | \$ 3,000,000 |
| Westpac | AA | 274 | 06-May-20 | 2.10% | \$ 5,000,000 |
| Westpac | AA | 243 | 24-May-20 | 1.75% | \$ 4,000,000 |
| ANZ | AA | 243 | 24-May-20 | 1.62% | \$ 3,000,000 |
| Westpac | AA | 274 | 27-May-20 | 1.80% | \$ 2,000,000 |
| NAB | AA | 182 | 08-Jun-20 | 1.54% | \$ 2,000,000 |
| Bendigo | BBB | 183 | 09-Jun-20 | 1.50% | \$ 1,000,000 |
| Westpac | AA | 152 | 12-Jun-20 | 1.74% | \$ 2,000,000 |
| NAB | AA | 150 | 22-Jun-20 | 1.57% | \$ 3,000,000 |
| NAB | AA | 274 | 24-Jun-20 | 1.63% | \$ 4,000,000 |

Total of Term Deposits \$ 70,500,000

Weighted Average Annual Rate of Return 1.66%

Airport Redevelopment Funds

As at 31 January 2020

| | | |
|---|-----------|--------------|
| WA Treasury Corp. - Overnight Cash Deposit Facility | 0.70% | \$ 3,482,978 |
| WA Treasury Corp. - State Bonds | 02-Sep-19 | Matured |

Total of Airport Redevelopment Funds - WATC \$ 3,482,978

Nil

Total of Airport Redevelopment Funds - Bank Term Deposits \$ -

| | | | | | |
|------------------|----|----|----|-------|--------------|
| ANZ Cash Account | AA | NA | NA | 0.75% | \$ 1,502,785 |
|------------------|----|----|----|-------|--------------|

Total of Airport Redevelopment Funds - Other \$ 1,502,785

Total of Airport Redevelopment Funds \$ 4,985,763

Interest Received 2015/16 \$ 609,666

Interest Received 2016/17 \$ 1,158,623

Interest Received 2017/18 \$ 631,835

Interest Received 2018/19 \$ 121,836

Interest Received 2019/20 \$ 34,017

Interest Accrued but not yet Received \$ 2,071

Total Interest Airport Funds (Non-Reserve) at month's end \$ 2,558,047

Interest Transferred out and held in City Reserve Account 136 \$ 1,085,630

Interest Transferred out to Municipal Funds \$ 20,462

Interest Earned (incl. Accrued) on Funds Held in City Reserve A/c 136 \$ 65,294

(Note: Funds held with the WATC are in accordance with the Airport Redevelopment Funding Contract and the Foreshore Development Contract and are not held within the requirements of the City's Investment Policy 218)

SUMMARY OF ALL INVESTMENTS HELD

| | As at 1 year ago | As at 30 June 2019 | As at 31 January 2020 |
|---|------------------|--------------------|-----------------------|
| 11am Bank Account | \$ 1,500,000 | \$ 11,500,000 | \$ 2,000,000 |
| Term Deposits - Misc. Funds | \$ 69,500,000 | \$ 54,000,000 | \$ 70,500,000 |
| Foreshore Development Funds - WATC | \$ 38,491 | \$ - | \$ - |
| Airport Redevelopment - WATC Deposits | \$ 4,926,096 | \$ 4,950,336 | \$ 3,482,978 |
| Airport Redevelopment - Bank Term Deposit | \$ - | \$ - | \$ - |
| Airport Redevelopment - ANZ Cash A/c | \$ 487,785 | \$ 2,785 | \$ 1,502,785 |
| Total of all Investments Held | \$ 76,432,372 | \$ 70,453,122 | \$ 77,485,763 |

TOTAL INTEREST RECEIVED AND ACCRUED \$ 1,044,902 \$ 1,724,414 \$ 738,498

INTEREST BUDGET \$ 690,529 \$ 1,182,760 \$ 836,810

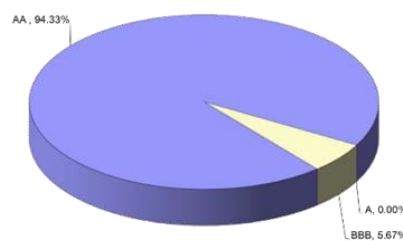
(Note: Interest figures relate to City general funds only and does not include interest allocated to specific areas such as the Airport Redevelopment)

Statement of Compliance with Council's Investment Policy 218

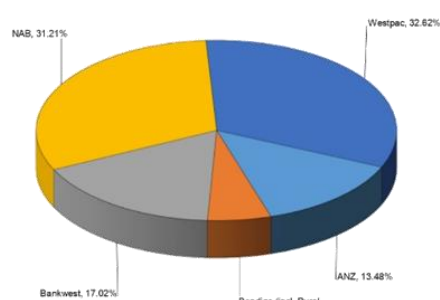
| | |
|---|-----------------|
| 1. All funds are to be invested within legislative limits. | Fully Compliant |
| 2. All individual funds held within the portfolio are not to exceed a set percentage of the total portfolio value. | Fully Compliant |
| 3. The amount invested based upon the Fund's Rating is not to exceed the set percentages of the total portfolio. | Fully Compliant |
| 4. The amount invested based upon the Investment Horizon is not to exceed the set percentages of the total portfolio. | Fully Compliant |

Investment Graphs

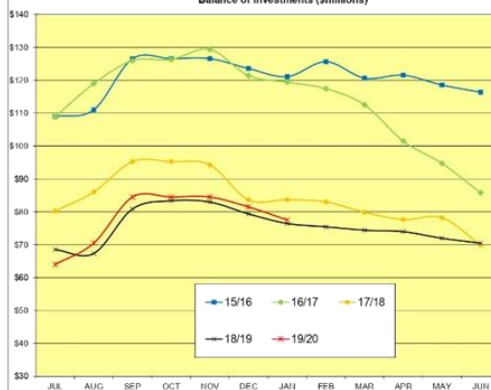
Summary of Term Deposits by S & P Rating
(Excludes WATC and 11am Cash Account Funds)



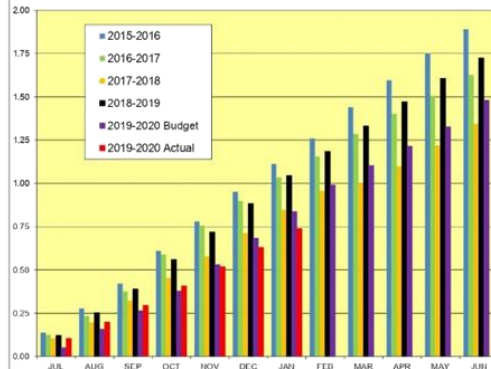
Summary of Term Deposits by Institution
(Excludes WATC and 11am Cash Account Funds)



Balance of Investments (\$millions)



Interest Earned on Investments (\$millions)



City of Busselton

Statement of Financial Activity

Year to Date As At 31 January 2020

| | 2019/2020 Actual | 2019/2020 Amended Budget YTD | 2019/2020 Original Budget YTD | 2019/2020 Amended Budget | 2019/2020 Original Budget | 2019/20 YTD Bud (A) Variance % |
|---|---------------------|------------------------------------|-------------------------------------|--------------------------------|---------------------------------|---|
| | \$ | \$ | \$ | \$ | \$ | |
| Revenue from Ordinary Activities | | | | | | |
| Rates | 51,917,354 | 51,399,313 | 51,399,313 | 51,617,412 | 51,617,412 | 1.01% |
| Operating Grants, Subsidies and Contributions | 3,147,987 | 2,267,897 | 2,217,208 | 4,977,647 | 4,926,958 | 38.81% |
| Fees & Charges | 12,098,435 | 12,155,564 | 12,106,733 | 16,292,090 | 16,292,090 | -0.47% |
| Other Revenue | 282,726 | 317,002 | 317,002 | 551,510 | 551,510 | -10.81% |
| Interest Earnings | 1,279,073 | 1,213,060 | 1,213,060 | 1,955,000 | 1,955,000 | 5.44% |
| | 68,725,575 | 67,352,836 | 67,253,316 | 75,393,659 | 75,342,970 | 2.04% |
| Expenses from Ordinary Activities | | | | | | |
| Employee Costs | (19,694,343) | (20,328,113) | (20,328,113) | (33,303,930) | (33,303,930) | 3.12% |
| Materials & Contracts | (9,123,115) | (10,881,070) | (10,272,690) | (19,058,249) | (18,226,504) | 16.16% |
| Utilities (Gas, Electricity, Water etc) | (1,349,810) | (1,609,678) | (1,609,678) | (2,774,257) | (2,774,257) | 16.14% |
| Depreciation on non current assets | (13,443,282) | (13,501,170) | (13,501,170) | (22,870,222) | (22,870,222) | 0.43% |
| Insurance Expenses | (730,852) | (697,393) | (697,393) | (733,960) | (733,960) | -4.80% |
| Other Expenditure | (1,914,529) | (2,353,830) | (2,328,830) | (4,995,811) | (4,920,811) | 18.66% |
| Allocations | 1,053,561 | 1,258,624 | 1,258,624 | 2,161,452 | 2,161,452 | 16.29% |
| | (45,202,370) | (48,112,630) | (47,479,250) | (81,574,977) | (80,668,232) | 6.05% |
| Borrowings Cost Expense | | | | | | |
| Interest Expenses | (668,984) | (668,874) | (668,874) | (1,273,688) | (1,273,688) | -0.02% |
| | (668,984) | (668,874) | (668,874) | (1,273,688) | (1,273,688) | -0.02% |
| Non-Operating Grants, Subsidies and Contributions | 3,010,037 | 4,830,961 | 4,788,983 | 23,764,690 | 32,042,712 | -37.69% |
| Profit on Asset Disposals | 16,476 | 66,454 | 74,454 | 70,050 | 78,050 | -75.21% |
| Loss on Asset Disposals | (51,489) | (28,468) | (33,068) | (147,269) | (161,135) | -80.87% |
| | 2,975,024 | 4,868,947 | 4,830,369 | 23,687,471 | 31,959,627 | -38.90% |
| Net Result | 25,829,245 | 23,440,279 | 23,935,561 | 16,232,465 | 25,360,677 | 10.19% |
| Adjustments for Non-cash Revenue & Expenditure | | | | | | |
| Depreciation | 13,443,282 | 13,501,170 | 13,501,170 | 22,870,222 | 22,870,222 | |
| Donated Assets | (376,133) | (740,700) | (740,700) | (8,224,000) | (8,224,000) | |
| (Profit)/Loss on Sale of Assets | 34,876 | (37,986) | (41,386) | 77,219 | 83,085 | |
| Allocations & Other Adjustments | 276,464 | 0 | 0 | 0 | 0 | |
| Deferred Pensioner Movements (Non-current) | 17,521 | 0 | 0 | 0 | 0 | |
| Recording of Employee Benefit Provisions (NC) | 0 | 0 | 0 | 0 | 0 | |
| Deposit & Bonds Movements (cash backed NC) | (220,072) | 0 | 0 | 0 | 0 | |
| Capital Revenue & (Expenditure) | | | | | | |
| Land & Buildings | (2,219,614) | (5,764,084) | (10,227,167) | (8,381,113) | (18,097,358) | 61.49% |
| Plant & Equipment | (1,249,017) | (3,066,675) | (3,395,581) | (4,855,350) | (4,493,000) | 59.27% |
| Furniture & Equipment | (114,499) | (625,366) | (636,102) | (1,113,069) | (1,129,169) | 81.69% |
| Infrastructure | (7,859,529) | (18,002,361) | (17,699,004) | (37,545,346) | (36,851,773) | 56.34% |
| Proceeds from Sale of Assets | 255,155 | 596,050 | 638,050 | 3,409,080 | 3,476,580 | -57.19% |
| Proceeds from New Loans | 50,000 | 150,000 | 150,000 | 150,000 | 150,000 | -66.67% |
| Self Supporting Loans - Repayment of Principal | 39,796 | 37,753 | 37,753 | 76,055 | 76,055 | 5.41% |
| Total Loan Repayments - Principal | (1,782,460) | (1,780,704) | (1,780,704) | (3,297,412) | (3,297,412) | -0.10% |
| Repayment Capital Lease | 0 | 0 | (379,648) | 0 | (759,300) | 0.00% |
| Advances to Community Groups | (50,000) | (150,000) | (150,000) | (150,000) | (150,000) | 66.67% |
| Transfer to Restricted Assets | (451,382) | (35,063) | (35,063) | (60,100) | (60,100) | -1187.35% |
| Transfer from Restricted Assets | 607,716 | 0 | 0 | 6,319,121 | 6,315,599 | 0.00% |
| Transfer to Reserves | (9,990,463) | (10,599,662) | (10,548,973) | (21,928,731) | (21,878,042) | 5.75% |
| Transfer from Reserves | 1,232,906 | 1,767,906 | 2,567,906 | 34,669,883 | 34,856,860 | -30.26% |
| Opening Funds Surplus/ (Deficit) | 1,751,076 | 1,751,076 | 1,751,076 | 1,751,076 | 1,751,076 | |
| Net Current Position - Surplus / (Deficit) | 19,224,868 | 441,633 | (3,052,812) | 0 | 0 | |

City of BusseltonNet Current PositionYear to Date As At 31 January 2020

| | 2019/20 Actual | 2019/20 Amended Budget | 2019/20 Original Budget | 2018/19 Actual |
|--|--------------------------|------------------------------|-------------------------------|-------------------------|
| | \$ | \$ | \$ | \$ |
| <u>NET CURRENT ASSETS</u> | | | | |
| <u>CURRENT ASSETS</u> | | | | |
| Cash - Unrestricted | 9,845,870 | 646,604 | 646,604 | 3,204,485 |
| Cash - Restricted | 75,551,996 | 48,067,660 | 47,833,516 | 67,067,833 |
| Sundry Debtors | 1,199,974 | 1,800,000 | 1,800,000 | 1,809,547 |
| Rates Outstanding - General | 11,063,721 | 1,280,000 | 1,280,000 | 1,284,090 |
| Stock on Hand | 16,543 | 24,981 | 24,981 | 24,980 |
| | <u>97,678,104</u> | <u>51,819,245</u> | <u>51,585,101</u> | <u>73,390,935</u> |
| <u>LESS: CURRENT LIABILITIES</u> | | | | |
| Bank Overdraft | 0 | 0 | 0 | 0 |
| Sundry Creditors | 2,901,240 | 3,751,585 | 3,751,585 | 4,572,026 |
| Performance Bonds | 2,723,438 | 2,943,510 | 2,943,510 | 2,943,510 |
| | <u>5,624,678</u> | <u>6,695,095</u> | <u>6,695,095</u> | <u>7,515,536</u> |
| Current Position (inclusive of Restricted Funds) | 92,053,426 | 45,124,150 | 44,890,006 | 65,875,399 |
| Add: Cash Backed Liabilities (Deposits & Bonds) | 2,723,438 | 2,943,510 | 2,943,510 | 2,943,510 |
| Less: Cash - Restricted Funds | (75,551,996) | (48,067,660) | (47,833,516) | (67,067,833) |
| NET CURRENT ASSET POSITION | <u><u>19,224,868</u></u> | <u><u>0</u></u> | <u><u>0</u></u> | <u><u>1,751,076</u></u> |

City of Busselton

Capital Acquisition Report

Property, Plant & Equipment, Infrastructure

For the Period Ended 31 January 2020

| Description | 2019/20 Actual | 2019/20 Amended Budget YTD | 2019/20 Original Budget YTD | 2019/20 Amended Budget | 2019/20 Original Budget | 2019/20 Budget YTD Variance |
|---|-------------------|----------------------------------|-----------------------------------|------------------------------|-------------------------------|-----------------------------------|
| | \$ | \$ | \$ | \$ | \$ | % |
| >> Property, Plant & Equipment | | | | | | |
| Land | | | | | | |
| 10370 Busselton Cemetery | 71,308 | 0 | 0 | 100,000 | 100,000 | 0.00% |
| 10610 Property Services Administration | 0 | 0 | 0 | 100,000 | 100,000 | 0.00% |
| | 71,308 | 0 | 0 | 200,000 | 200,000 | 0.00% |
| Buildings | | | | | | |
| Major Projects | | | | | | |
| Major Project - Busselton Foreshore | | | | | | |
| B9570 Foreshore East-Youth Precinct Community Youth Building/SLSC | 0 | 5,000 | 5,000 | 10,000 | 10,000 | -100.00% |
| B9584 Jetty Depot - Maintenance Compound | 19,870 | 0 | 0 | 0 | 0 | 0.00% |
| B9600 Old Vasse Lighthouse | 25,755 | 25,755 | 96,000 | 25,755 | 120,000 | 0.00% |
| | 45,625 | 30,755 | 101,000 | 35,755 | 130,000 | 48.35% |
| Major Project - Library Expansion | | | | | | |
| B9516 Busselton Library Upgrade | 18,750 | 315,875 | 315,875 | 361,000 | 361,000 | -94.06% |
| | 18,750 | 315,875 | 315,875 | 361,000 | 361,000 | -94.06% |
| Major Project - Administration Building | | | | | | |
| B9010 Civic and Administration Centre Minor Upgrades | 38,239 | 26,499 | 26,499 | 53,000 | 53,000 | 44.30% |
| | 38,239 | 26,499 | 26,499 | 53,000 | 53,000 | 44.30% |
| Buildings (Other) | | | | | | |
| B9109 Hithergreen Building Renovations | 0 | 40,187 | 40,187 | 68,890 | 68,890 | -100.00% |
| B9300 Aged Housing Capital Improvements - Winderup | 18,251 | 40,000 | 40,000 | 80,000 | 80,000 | -54.37% |
| B9301 Aged Housing Capital Improvements - Harris Road | 0 | 40,000 | 40,000 | 60,000 | 60,000 | -100.00% |
| B9302 Aged Housing Capital Improvements - Winderup Court (City) | 5,070 | 12,500 | 12,500 | 151,000 | 151,000 | -59.44% |
| B9407 Busselton Senior Citizens | 80,262 | 678,678 | 678,678 | 1,163,450 | 1,163,450 | -88.17% |
| B9511 ArtGeo Building | 41,413 | 19,194 | 19,194 | 32,900 | 32,900 | 115.76% |
| B9517 GLC - Pool Relining | 0 | 0 | 29,169 | 0 | 50,000 | 0.00% |
| B9534 Community Resource Centre | 3,727 | 5,156 | 5,156 | 5,160 | 5,160 | -27.71% |
| B9556 NCC Upgrade | 0 | 41,665 | 41,665 | 50,000 | 50,000 | -100.00% |
| B9588 Old Court House Building Upgrade | 55,597 | 43,750 | 43,750 | 75,000 | 75,000 | 27.08% |
| B9591 Performing Arts Convention Centre | 71,269 | 166,664 | 166,664 | 500,000 | 500,000 | -57.24% |
| B9596 GLC Building Improvements | 114,360 | 308,608 | 265,108 | 569,400 | 525,900 | -62.94% |
| B9604 Womens Change Facility Bovell | 90,174 | 55,318 | 48,818 | 90,185 | 83,685 | 63.01% |
| B9605 Energy Efficiency Initiatives (Various Buildings) | 126,324 | 111,804 | 111,804 | 177,378 | 177,378 | 12.99% |
| B9606 King Street Toilets | 0 | 66,666 | 66,666 | 200,000 | 200,000 | -100.00% |
| B9607 General Buildings Asset Renewal Allocation (Various Building) | 45,621 | 33,334 | 33,334 | 100,000 | 100,000 | 36.86% |
| B9608 Demolition Allocation (Various Buildings) | 13,015 | 8,334 | 8,334 | 25,000 | 25,000 | 56.17% |
| B9609 GLC Stadium Expansion | 0 | 15,000 | 15,000 | 30,000 | 30,000 | -100.00% |
| B9610 Old Butter Factory | 520,885 | 379,393 | 379,393 | 650,385 | 650,385 | 37.29% |
| B9716 Airport Terminal Stage 2 | 187,717 | 191,468 | 7,291,669 | 191,468 | 12,500,000 | -1.96% |
| B9717 Airport Construction, Existing Terminal Upgrade | 547,764 | 2,978,201 | 291,669 | 3,186,532 | 500,000 | -81.61% |
| B9719 Busselton Works Depot - Toilets and Sewer | 34,961 | 16,666 | 16,666 | 50,000 | 50,000 | 109.77% |
| B9808 Busselton Jetty Tourist Park Upgrade | 89,280 | 138,369 | 138,369 | 274,610 | 274,610 | -35.48% |
| | 2,045,691 | 5,390,955 | 9,783,793 | 7,731,358 | 17,353,358 | -62.05% |
| Total Buildings | 2,148,306 | 5,764,084 | 10,227,167 | 8,181,113 | 17,897,358 | -62.73% |
| Plant & Equipment | | | | | | |
| 10000 Members of Council | 0 | 40,000 | 40,000 | 40,000 | 40,000 | -100.00% |
| 10001 Office of the CEO | 61,283 | 65,000 | 65,000 | 65,000 | 65,000 | -5.72% |
| 10115 Major Projects Administration | 75,307 | 80,000 | 80,000 | 80,000 | 80,000 | -5.87% |
| 10200 Financial Services | 38,427 | 40,000 | 40,000 | 40,000 | 40,000 | -3.93% |
| 10250 Information & Communication Technology Services | 0 | 35,000 | 35,000 | 35,000 | 35,000 | -100.00% |
| 10510 Governance Support Services | 0 | 0 | 0 | 40,000 | 40,000 | 0.00% |
| 10521 Human Resources & Payroll | 0 | 0 | 0 | 35,000 | 35,000 | 0.00% |
| 10530 Community Services Administration | 6,975 | 0 | 0 | 0 | 0 | 0.00% |
| 10591 Geographe Leisure Centre | 0 | 0 | 0 | 35,000 | 35,000 | 0.00% |
| 10600 Busselton Jetty Tourist Park | 0 | 16,000 | 16,000 | 16,000 | 16,000 | -100.00% |
| 10800 Planning Directorate Support | 0 | 0 | 0 | 40,000 | 40,000 | 0.00% |
| 10910 Building Services | 32,734 | 35,000 | 35,000 | 70,000 | 70,000 | -6.48% |
| 10950 Animal Control | 25,149 | 50,000 | 50,000 | 50,000 | 50,000 | -49.70% |
| 10980 Other Law, Order & Public Safety | 75,448 | 55,000 | 55,000 | 55,000 | 55,000 | 37.18% |
| 11101 Engineering Services Administration | 39,355 | 40,000 | 40,000 | 40,000 | 40,000 | -1.61% |
| 11107 Engineering Services Design | 5,250 | 4,500 | 4,500 | 9,000 | 9,000 | 16.67% |

City of Busseton

Capital Acquisition Report

Property, Plant & Equipment, Infrastructure

For the Period Ended 31 January 2020

| Description | 2019/20 Actual | 2019/20 Amended Budget YTD | 2019/20 Original Budget YTD | 2019/20 Amended Budget | 2019/20 Original Budget | 2019/20 Budget YTD Variance |
|---|-------------------|----------------------------------|-----------------------------------|------------------------------|-------------------------------|-----------------------------------|
| 11150 Asset Management Administration | 32,369 | 35,000 | 35,000 | 35,000 | 35,000 | -7.52% |
| 11151 Airport Operations | 0 | 0 | 30,000 | 0 | 30,000 | 0.00% |
| 11156 Airport Development Operations | 142,088 | 741,175 | 0 | 1,482,350 | 0 | -80.83% |
| 11401 Transport - Workshop | 0 | 0 | 18,081 | 20,000 | 31,000 | 0.00% |
| 11402 Plant Purchases (P10) | 450,000 | 945,000 | 1,745,000 | 1,495,000 | 2,295,000 | -52.38% |
| 11403 Plant Purchases (P11) | 264,631 | 530,000 | 562,000 | 628,000 | 632,000 | -50.07% |
| 11404 Plant Purchases (P12) | 0 | 320,000 | 510,000 | 320,000 | 595,000 | -100.00% |
| 11406 Plant Purchases (P14) | 0 | 0 | 0 | 40,000 | 40,000 | 0.00% |
| 11407 P&E - P&G Smart Technologies | 0 | 0 | 0 | 150,000 | 150,000 | 0.00% |
| 11500 Operations Services Administration | 0 | 35,000 | 35,000 | 35,000 | 35,000 | -100.00% |
| | 1,249,017 | 3,066,675 | 3,395,581 | 4,855,350 | 4,493,000 | -59.27% |
| Furniture & Office Equipment | | | | | | |
| 10250 Information & Communication Technology Services | 31,044 | 395,983 | 395,983 | 678,842 | 678,842 | -92.16% |
| 10530 Community Services Administration | 0 | 12,000 | 12,000 | 12,000 | 12,000 | -100.00% |
| 10590 Naturaliste Community Centre | 7,292 | 10,214 | 10,214 | 19,227 | 19,227 | -28.61% |
| 10591 Geopraphe Leisure Centre | 5,000 | 19,250 | 19,250 | 33,000 | 33,000 | -74.03% |
| 10616 Winderup Villas Aged Housing | 0 | 0 | 5,668 | 0 | 8,500 | 0.00% |
| 10617 Harris Road Aged Housing | 0 | 0 | 5,068 | 0 | 7,600 | 0.00% |
| 10625 Art Geo Administration | 10,000 | 10,000 | 10,000 | 10,000 | 10,000 | 0.00% |
| 10900 Cultural Planning | 48,247 | 0 | 0 | 55,000 | 55,000 | 0.00% |
| 11156 Airport Development Operations | 12,916 | 175,000 | 175,000 | 300,000 | 300,000 | -92.62% |
| B1361 YCAB (Youth Precinct Foreshore) | 0 | 2,919 | 2,919 | 5,000 | 5,000 | -100.00% |
| | 114,499 | 625,366 | 636,102 | 1,113,069 | 1,129,169 | -81.69% |
| Sub-Total Property, Plant & Equipment | 3,583,130 | 9,456,125 | 14,258,850 | 14,349,532 | 23,719,527 | -62.11% |
| >> Infrastructure | | | | | | |
| Major Project - Busseton Foreshore | | | | | | |
| C0053 Car Parking - Rear of Hotel Site 1 | 1,797 | 437,500 | 437,500 | 866,566 | 500,000 | -99.59% |
| C0054 Barnard East Car Parking | 0 | 56,085 | 56,085 | 79,180 | 79,180 | -100.00% |
| C3094 Busseton Foreshore - Stage 3 | 111,888 | 138,292 | 138,292 | 237,082 | 237,082 | -19.09% |
| C3112 Busseton Foreshore - Exercise Equipment | 150 | 142,226 | 71,981 | 217,645 | 123,400 | -99.89% |
| C3113 Busseton Tennis Club - Infrastructure | 593,465 | 636,914 | 836,914 | 668,604 | 868,604 | -6.82% |
| C3168 Busseton Foreshore Jetty Precinct | 151,010 | 106,036 | 106,036 | 181,774 | 181,774 | 42.41% |
| C3182 Relocation of Veteran Car Club | 109,638 | 105,071 | 105,071 | 109,640 | 109,640 | 4.35% |
| C3189 Fencing Possum Park Barnard East | 163 | 11,250 | 11,250 | 30,000 | 30,000 | -98.55% |
| C3206 Landscaping - Old Busseton Tennis Club Site | 1,695 | 437,500 | 437,500 | 580,000 | 500,000 | -99.61% |
| C3207 Barnard East Underground Power | 0 | 117,759 | 117,759 | 166,250 | 166,250 | -100.00% |
| C3208 Barnard East Landscaping | 4,158 | 170,000 | 170,000 | 240,000 | 240,000 | -97.55% |
| F0089 Barnard East Footpaths | 0 | 64,628 | 64,628 | 91,240 | 91,240 | -100.00% |
| | 973,963 | 2,423,261 | 2,553,016 | 3,467,981 | 3,127,170 | -59.81% |
| Major Project - Administration Building | | | | | | |
| C0043 Administration Building Carpark | 0 | 50,000 | 50,000 | 100,000 | 100,000 | -100.00% |
| | 0 | 50,000 | 50,000 | 100,000 | 100,000 | -100.00% |
| Major Project - Lou Weston Oval | | | | | | |
| C3186 Lou Weston Oval - Courts | 155,978 | 1,098,650 | 1,098,650 | 1,883,400 | 1,883,400 | -85.80% |
| | 155,978 | 1,098,650 | 1,098,650 | 1,883,400 | 1,883,400 | -85.80% |
| Footpaths Construction | | | | | | |
| F0019 College Avenue | 224,437 | 210,000 | 210,000 | 360,000 | 360,000 | 6.87% |
| F0051 Chester Way Dunsborough - New Footpath | 70,886 | 58,331 | 58,331 | 100,000 | 100,000 | 21.52% |
| F0066 Bussell Highway Footpath Sections | 177,460 | 205,940 | 205,940 | 353,047 | 353,047 | -13.83% |
| F0080 Margaret St DUP Renewal | 661 | 46,669 | 46,669 | 80,000 | 80,000 | -98.58% |
| F0081 Windlemere Drive Dunsborough - New Path | 193 | 85,750 | 85,750 | 147,000 | 147,000 | -99.77% |
| F0082 King Street - New Path | 3,572 | 105,000 | 105,000 | 180,000 | 180,000 | -96.60% |
| F0083 Bell Drive - New Path Completing Missing Sections | 38,957 | 30,338 | 30,338 | 52,000 | 52,000 | 28.41% |
| F0084 Thompson Way - New Path | 1,685 | 21,588 | 21,588 | 37,000 | 37,000 | -92.20% |
| F0085 Paterson Drive - New Footpath & Foot Bridge | 193 | 44,751 | 44,751 | 76,720 | 76,720 | -99.57% |
| F0086 Holgate Road Path - Renewal as per AMP | 0 | 8,960 | 8,960 | 15,360 | 15,360 | -100.00% |
| F0087 Sanctuary Grove Path - Renewal as per AMP | 0 | 23,331 | 23,331 | 40,000 | 40,000 | -100.00% |
| F0088 Ella Gladstone Drive Path - Renewal as per AMP | 19,960 | 8,008 | 8,008 | 13,720 | 13,720 | 149.25% |
| F0090 DAIP - Disability Access | 21,983 | 29,169 | 29,169 | 50,000 | 50,000 | -24.64% |
| F0091 Criterion Track Bovell Oval | 17,768 | 10,367 | 10,367 | 17,768 | 17,768 | 71.39% |
| | 577,755 | 888,202 | 888,202 | 1,522,615 | 1,522,615 | -34.95% |

City of Busselton

Capital Acquisition Report

Property, Plant & Equipment, Infrastructure

For the Period Ended 31 January 2020

| Description | 2019/20 Actual | 2019/20 Amended Budget YTD | 2019/20 Original Budget YTD | 2019/20 Amended Budget | 2019/20 Original Budget | 2019/20 Budget YTD Variance |
|--|-------------------|----------------------------------|-----------------------------------|------------------------------|-------------------------------|-----------------------------------|
| Drainage Construction - Street | | | | | | |
| D0009 Busselton LIA - Geocatch Drain Partnership WSUD Improvements | 480 | 0 | 0 | 30,000 | 30,000 | 0.00% |
| D0017 Chain Avenue - Drainage Works | 41,619 | 41,621 | 0 | 41,621 | 0 | -0.01% |
| D0020 Glenmeier Ramble Drainage Upgrade | 0 | 29,575 | 29,575 | 50,700 | 50,700 | -100.00% |
| D0021 Chugg Road Drainage Upgrade | 2,552 | 58,338 | 58,338 | 100,000 | 100,000 | -95.63% |
| D0022 West Street Drainage Improvements | 5,947 | 7,322 | 7,322 | 12,551 | 12,551 | -18.78% |
| | 50,598 | 136,856 | 95,235 | 234,872 | 193,251 | -63.03% |
| Car Parking Construction | | | | | | |
| C0013 Yallingup Beach Car Park | 75,835 | 47,500 | 38,773 | 75,199 | 66,472 | 59.65% |
| C0044 Meelup Coastal Nodes - Carpark upgrade | 100,950 | 69,133 | 69,133 | 138,270 | 138,270 | 46.02% |
| C0050 Forth Street Groyne Carpark - Formalise and Seal | 0 | 31,850 | 31,850 | 54,600 | 54,600 | -100.00% |
| C0051 Vasse Oval Gravel Car Parking - Dawson (Eastern Side) | 1,419 | 116,669 | 116,669 | 200,000 | 200,000 | -88.78% |
| C0052 Vasse Kaloourup Oval Carpark Development | 8,290 | 171,669 | 151,669 | 280,000 | 260,000 | -95.17% |
| | 186,494 | 436,821 | 408,094 | 748,069 | 719,342 | -57.31% |
| Bridges Construction | | | | | | |
| A0014 Bussell Highway - 0241 | 0 | 186,000 | 186,000 | 744,000 | 744,000 | -100.00% |
| A0022 Yallingup Beach Road Bridge - 3347 | 0 | 0 | 0 | 700,000 | 700,000 | 0.00% |
| A0023 Kaloourup Road Bridge - 3381 | 0 | 0 | 0 | 138,000 | 138,000 | 0.00% |
| A0024 Boallia Road Bridge - 4854 | 0 | 0 | 0 | 138,000 | 138,000 | 0.00% |
| | 0 | 186,000 | 186,000 | 1,720,000 | 1,720,000 | -100.00% |
| Cycleways Construction | | | | | | |
| F1005 End of Trip Facilities for Cyclists | 1,260 | 20,419 | 20,419 | 35,000 | 35,000 | -93.83% |
| F1021 Wayfinding for Cyclists | 0 | 8,750 | 8,750 | 15,000 | 15,000 | -100.00% |
| | 1,260 | 29,169 | 29,169 | 50,000 | 50,000 | -95.68% |
| Townscape Construction | | | | | | |
| C1001 Queen Street Upgrade - Duchess to Kent Street | 36,743 | 120,000 | 120,000 | 120,000 | 120,000 | -69.38% |
| C1024 Dunsborough Road Access Improvements Stage 1 | 59,344 | 112,714 | 112,714 | 193,221 | 193,221 | -47.35% |
| C1026 Townscape Works Dunsborough | 4,406 | 305,088 | 305,088 | 523,000 | 523,000 | -98.56% |
| | 100,493 | 537,802 | 537,802 | 836,221 | 836,221 | -81.31% |
| Boat Ramps Construction | | | | | | |
| C1502 Old Dunsborough Boat Ramp Finger Jetty | 1,800 | 10,000 | 10,000 | 10,000 | 10,000 | -82.00% |
| C1503 Quindalup Sea Rescue Boat Ramp | 0 | 10,000 | 10,000 | 10,000 | 10,000 | -100.00% |
| C1504 Abbey Boat Ramp Upgrade | 1,164 | 10,000 | 10,000 | 10,000 | 10,000 | -88.37% |
| C1512 Port Geographe Boat Ramp Renewal Works | 486,562 | 274,638 | 274,638 | 470,810 | 470,810 | 77.16% |
| | 489,526 | 304,638 | 304,638 | 500,810 | 500,810 | 60.69% |
| Depot Construction | | | | | | |
| C2006 Depot Washdown Facility Upgrades | 0 | 48,125 | 48,125 | 82,500 | 82,500 | -100.00% |
| | 0 | 48,125 | 48,125 | 82,500 | 82,500 | -100.00% |
| Beach Restoration | | | | | | |
| C2504 Groyne Construction | 0 | 13,272 | 13,272 | 22,754 | 22,754 | -100.00% |
| C2512 Sand Re-Nourishment | 241,031 | 162,471 | 162,471 | 259,240 | 259,240 | 48.35% |
| C2520 Coastal Protection Works | 32,405 | 32,081 | 32,081 | 55,000 | 55,000 | 1.01% |
| C2523 Broadwater Beach Coastal Protection Stage 1 of 4 | 72,105 | 75,291 | 75,291 | 403,355 | 403,355 | -4.23% |
| C2524 Wonnerup Coastal Defence (Groyne) | 3,321 | 0 | 0 | 0 | 0 | 0.00% |
| C2525 Wonnerup Groynes 3, 5, & 6 | 143,696 | 90,698 | 79,331 | 147,367 | 136,000 | 58.43% |
| C2526 Baudin/ Wonnerup Groynes | 9,660 | 168,245 | 168,245 | 288,419 | 288,419 | -94.26% |
| C2527 Storm Damage Renewal of Infrastructure | 0 | 6,818 | 6,818 | 11,692 | 11,692 | -100.00% |
| C2528 Craig Street Groyne and Sea Wall | 167,724 | 140,104 | 49,119 | 175,194 | 84,209 | 19.71% |
| | 669,941 | 688,980 | 586,628 | 1,363,021 | 1,260,669 | -2.76% |
| Parks, Gardens & Reserves | | | | | | |
| C3007 Park Furniture Replacement - Replace aged & unsafe Equip | 4,846 | 17,500 | 17,500 | 30,000 | 30,000 | -72.31% |
| C3017 Bovell Park - Upgrade Lighting | 62,442 | 42,056 | 42,056 | 72,100 | 72,100 | 48.47% |
| C3024 Dunsborough Oval - Lighting Upgrade | 43,102 | 32,081 | 32,081 | 55,000 | 55,000 | 34.35% |

City of Busselton

Capital Acquisition Report

Property, Plant & Equipment, Infrastructure

For the Period Ended 31 January 2020

| Description | 2019/20 Actual | 2019/20 Amended Budget YTD | 2019/20 Original Budget YTD | 2019/20 Amended Budget | 2019/20 Original Budget | 2019/20 Budget YTD Variance |
|---|-------------------|----------------------------------|-----------------------------------|------------------------------|-------------------------------|-----------------------------------|
| C3046 Dunsborough - BMX / Skatebowl | 599 | 5,000 | 5,000 | 5,000 | 5,000 | -88.03% |
| C3048 BBQ Placement and Replacement | 3,617 | 15,000 | 15,000 | 15,000 | 15,000 | -75.89% |
| C3066 West Swim Jetty | 0 | 20,000 | 20,000 | 20,000 | 20,000 | -100.00% |
| C3096 Yallingup Park - Upgrades | 7,768 | 14,000 | 14,000 | 14,000 | 14,000 | -44.51% |
| C3103 Youth Skate Park | 0 | 15,000 | 15,000 | 15,000 | 15,000 | -100.00% |
| C3116 Dawson Park (McIntyre St Pos) | 0 | 0 | 0 | 110,000 | 110,000 | 0.00% |
| C3122 Rails to Trails - Continuation of Implementation Plan | 128,824 | 80,892 | 80,892 | 544,757 | 544,757 | 59.25% |
| C3126 Vasse Oval Kaloornup - Grassing of Existing Oval | 1,498 | 120,000 | 120,000 | 120,000 | 120,000 | -98.75% |
| C3145 Churchill Park | 27,526 | 150,101 | 150,101 | 533,439 | 533,439 | -81.66% |
| C3146 Dunsborough Town Centre/ Foreshore | 1,162 | 15,000 | 15,000 | 15,000 | 15,000 | -92.25% |
| C3158 Port Geographe - Casurina Replacements on Layman Road | 17,664 | 10,304 | 10,304 | 17,664 | 17,664 | 71.43% |
| C3159 Port Geographe - Burgee Cove (Western Side of Bridge) | 27,656 | 21,294 | 21,294 | 24,000 | 24,000 | 29.88% |
| C3160 Port Geographe - Reticulated POS at Layman Road | 18,374 | 17,500 | 17,500 | 17,500 | 17,500 | 4.99% |
| C3163 Port Geographe - Outstanding Minor Repairs | 14,999 | 8,750 | 8,750 | 15,000 | 15,000 | 71.42% |
| C3166 Vasse River Foreshore - Bridge to Bridge | 30,888 | 63,819 | 63,819 | 109,399 | 109,399 | -51.60% |
| C3176 Geographe Bay Road (Eamshaw) Coastal Fencing Renewal | 1,511 | 0 | 0 | 10,000 | 10,000 | 0.00% |
| C3177 Shade Sail Program Dawson Park/ Cloisters | 47,105 | 50,000 | 50,000 | 50,000 | 50,000 | -5.79% |
| C3187 Port Geographe Reticulation Upgrades | 5,381 | 38,983 | 38,983 | 66,823 | 66,823 | -86.20% |
| C3192 Foreshore Renewal HighStreet to CareyStreet | 0 | 26,000 | 26,000 | 26,000 | 26,000 | -100.00% |
| C3193 Cricket Wicket Renewal | 11,639 | 7,581 | 7,581 | 13,000 | 13,000 | 53.52% |
| C3194 Meelup Regional Park - Capital Projects | 0 | 0 | 0 | 163,000 | 163,000 | 0.00% |
| C3195 Centennial Park (West of Banks Ave) - Lighting Renewal | 4,274 | 5,831 | 5,831 | 10,000 | 10,000 | -26.71% |
| C3196 Centennial Park (West of Banks Ave) - Renewal of Beach Shower | 8,495 | 5,831 | 5,831 | 10,000 | 10,000 | 45.69% |
| C3197 Riverbank POS - Renewal of Riverbank Platform | 8,780 | 0 | 0 | 10,000 | 10,000 | 0.00% |
| C3198 Vasse SAR Area General Improvements to the Area | 20,633 | 0 | 0 | 25,000 | 25,000 | 0.00% |
| C3199 Vasse SAR Area Installation of Shade Sails | 0 | 25,000 | 25,000 | 25,000 | 25,000 | -100.00% |
| C3200 Provenge SAR Area General Improvements to the Area | 482 | 0 | 0 | 75,000 | 75,000 | 0.00% |
| C3201 Port Geographe - Stage 3 Reticulation Upgrade | 25,303 | 87,500 | 87,500 | 150,000 | 150,000 | -71.08% |
| C3202 Port Geographe Street Light Replacement | 0 | 0 | 0 | 50,000 | 50,000 | 0.00% |
| C3203 Port Geographe General Improvements/ Foreshore | 1,406 | 0 | 0 | 30,000 | 30,000 | 0.00% |
| C3204 Port Geographe Eastern Side of Footbridge Landscaping Upgrad | 143 | 0 | 0 | 20,000 | 20,000 | 0.00% |
| C3205 Port Geographe Native Planting area in front Sensations cafe | 264 | 0 | 0 | 15,000 | 15,000 | 0.00% |
| C3209 Busselton Town Centre CBD | 0 | 15,000 | 15,000 | 15,000 | 15,000 | -100.00% |
| C3210 McBride Park - POS Upgrade | 0 | 0 | 0 | 32,538 | 32,538 | 0.00% |
| C3211 Tullloh St (Geographe Bay Road) - POS Upgrade | 0 | 0 | 0 | 90,332 | 90,332 | 0.00% |
| C3212 Siesta Park - Beach Access - POS Upgrade | 0 | 0 | 0 | 13,056 | 13,056 | 0.00% |
| C3213 Cabarita Road - POS Upgrade | 0 | 0 | 0 | 100,000 | 100,000 | 0.00% |
| C3214 Kingsford Road - POS Upgrade | 0 | 0 | 0 | 150,653 | 150,653 | 0.00% |
| C3215 Monash Way - POS Upgrade | 0 | 0 | 0 | 167,174 | 167,174 | 0.00% |
| C3216 Wagon Road - POS Upgrade | 0 | 0 | 0 | 167,174 | 167,174 | 0.00% |
| C3217 Limestone Quarry - POS Upgrade | 0 | 0 | 0 | 167,174 | 167,174 | 0.00% |
| C3218 Dolphin Road - POS Upgrade | 0 | 0 | 0 | 91,000 | 91,000 | 0.00% |
| C3219 Kingfish/ Costello - POS Upgrade | 0 | 0 | 0 | 91,000 | 91,000 | 0.00% |
| C3220 Quindalup Old Tennis Courts Site - POS Upgrade | 0 | 0 | 0 | 149,587 | 149,587 | 0.00% |
| C3221 Cape Naturalise - POS Upgrade | 0 | 0 | 0 | 167,392 | 167,392 | 0.00% |
| C3222 King St Reserve Park - POS Upgrade | 0 | 0 | 0 | 147,348 | 147,348 | 0.00% |
| C3497 Busselton Jetty - Capital Expenditure | 204,168 | 850,000 | 850,000 | 1,700,000 | 1,700,000 | -75.98% |
| | 730,547 | 1,760,023 | 1,760,023 | 5,731,110 | 5,731,110 | -58.49% |
| Airport Construction | | | | | | |
| C6025 Installation of Bird Netting | 74,823 | 185,240 | 185,240 | 185,240 | 185,240 | -59.61% |
| | 74,823 | 185,240 | 185,240 | 185,240 | 185,240 | -59.61% |
| Cemetery Capital Works | | | | | | |
| C1604 Pioneer Cemetery Infrastructure Upgrades | 8,189 | 29,414 | 29,414 | 50,425 | 50,425 | -72.16% |
| C1605 Busselton Cemetery Infrastructure Upgrades | 17,313 | 40,000 | 40,000 | 40,000 | 40,000 | -56.72% |
| C1608 Dunsborough Cemetery - Car Park & Internal Upgrades | 684 | 74,000 | 74,000 | 74,000 | 74,000 | -99.08% |
| C1609 Pioneer Cemetery - Implement Conservation Plan | 13,500 | 0 | 0 | 20,000 | 20,000 | 0.00% |
| C1610 Dunsborough Cemetery | 2,298 | 20,000 | 20,000 | 20,000 | 20,000 | -88.51% |
| | 41,985 | 163,414 | 163,414 | 204,425 | 204,425 | -74.31% |
| Beach Front Infrastructure Works | | | | | | |
| C1758 Beach Access Stairs - Bay View Crescent | 0 | 11,613 | 11,613 | 19,910 | 19,910 | -100.00% |
| C1760 King Street Reserve - Park Upgrade (Coastal Node) | 0 | 41,706 | 41,706 | 71,499 | 71,499 | -100.00% |
| C1761 Geographe Bay Road (Seagrott Road) Beach Access Renewal | 0 | 18,750 | 18,750 | 25,000 | 25,000 | -100.00% |
| | 0 | 72,069 | 72,069 | 116,409 | 116,409 | -100.00% |

City of Busselton

Capital Acquisition Report

Property, Plant & Equipment, Infrastructure

For the Period Ended 31 January 2020

| Description | 2019/20 Actual | 2019/20 Amended Budget YTD | 2019/20 Original Budget YTD | 2019/20 Amended Budget | 2019/20 Original Budget | 2019/20 Budget YTD Variance |
|--|-------------------|----------------------------------|-----------------------------------|------------------------------|-------------------------------|-----------------------------------|
| Aged Housing - Infrastructure Works | | | | | | |
| C3451 Aged Housing Infrastructure (Upgrade) | 0 | 12,000 | 12,000 | 12,000 | 12,000 | -100.00% |
| | 0 | 12,000 | 12,000 | 12,000 | 12,000 | -100.00% |
| Sanitation Infrastructure | | | | | | |
| C3479 Vidler Road Waste Site Capital Improvements | 29,432 | 226,611 | 226,611 | 388,480 | 388,480 | -87.01% |
| C3481 Transfer Station Development | 8,874 | 265,132 | 265,132 | 454,510 | 454,510 | -96.65% |
| C3485 Site Rehabilitation - Busselton | 3,338 | 583,338 | 583,338 | 1,000,000 | 1,000,000 | -99.43% |
| C3487 Site Rehabilitation - Dunsborough | 0 | 875,000 | 875,000 | 1,500,000 | 1,500,000 | -100.00% |
| | 41,644 | 1,950,081 | 1,950,081 | 3,342,990 | 3,342,990 | -97.86% |
| Airport Development | | | | | | |
| C6087 Airport Construction Stage 2, Landside Civils & Services Inf | 8,850 | 0 | 0 | 0 | 0 | 0.00% |
| C6091 Airport Construction Stage 2, Noise Management Plan | 0 | 507,241 | 507,241 | 869,550 | 869,550 | -100.00% |
| C6092 Airport Construction Stage 2, Airfield | 6,200 | 0 | 0 | 0 | 0 | 0.00% |
| C6099 Airport Development - Project Expenses | 128,911 | 653,901 | 693,901 | 1,066,760 | 1,187,110 | -80.29% |
| | 143,961 | 1,161,142 | 1,201,142 | 1,936,310 | 2,056,660 | -87.60% |
| Main Roads | | | | | | |
| S0035 Strelley Street / Barlee Street Roundabout | 141,128 | 106,035 | 9,485 | 112,809 | 16,259 | 33.10% |
| S0051 Causeway Road / Rosemary Drive Roundabout | 63,624 | 820,561 | 820,561 | 1,406,680 | 1,406,680 | -92.25% |
| S0064 Peel Terrace (Stanley Pl/Cammilleri St Intersection Upgrade) | 492 | 248,451 | 248,451 | 425,912 | 425,912 | -99.80% |
| S0068 Georgiana Molloy Bus Bay Facilities | 10,848 | 14,784 | 0 | 14,784 | 0 | -26.62% |
| S0069 Peel Terrace (Brown Street Intersection Upgrades) | 205 | 143,409 | 143,409 | 245,849 | 245,849 | -99.86% |
| S0070 Peel & Queen Street Roundabout Service Relocation | 0 | 437,500 | 437,500 | 750,000 | 750,000 | -100.00% |
| S0071 Ludlow-Hithergreen Road Safety Improvements | 545,517 | 144,126 | 144,126 | 576,500 | 576,500 | 278.50% |
| S0072 Kaloorup Road - Reconstruct and Seal Shoulders | 3,862 | 140,000 | 140,000 | 420,000 | 420,000 | -97.24% |
| S0317 Naturaliste Terrace Asphalt Overlay | 45,291 | 45,291 | 0 | 45,291 | 0 | 0.00% |
| S0321 Yoongarillup Road - Second Coat Seal | 160 | 29,750 | 29,750 | 51,000 | 51,000 | -99.46% |
| S0322 Wonnerup East Road - Prune re-Shoulder and Reseal | 1,379 | 75,257 | 75,257 | 129,000 | 129,000 | -88.17% |
| S0323 Pigott Road - Second Coat Seal | 0 | 7,595 | 7,595 | 13,000 | 13,000 | -100.00% |
| S0324 Georgetown Street - Reconstruct & Kerbs | 0 | 39,088 | 39,088 | 67,000 | 67,000 | -100.00% |
| S0325 Hansen Road - Asphalt Overlay & Kerbing | 8,968 | 38,514 | 38,514 | 66,000 | 66,000 | -76.72% |
| S0326 Pries Road - Gravel Resheet | 4,949 | 7,735 | 7,735 | 13,250 | 13,250 | -36.02% |
| S0327 Florence Road - Gravel Resheet | 20,818 | 7,462 | 7,462 | 12,783 | 12,783 | 178.99% |
| | 847,240 | 2,305,558 | 2,148,933 | 4,349,858 | 4,193,233 | -63.25% |
| Roads to Recovery | | | | | | |
| T0019 Wonnerup South Road - Reconstruct and Widening (narrow seal) | 125,860 | 364,315 | 364,315 | 624,535 | 624,535 | -65.45% |
| T0085 Yoongarillup Road - Reconstruct Intersection at Vasse H/Way | 4,858 | 122,500 | 122,500 | 210,000 | 210,000 | -96.03% |
| T0086 Yoongarillup Road - Reconstruct & Widen (Western Section) | 19,985 | 862,232 | 862,232 | 1,478,100 | 1,478,100 | -97.68% |
| | 150,703 | 1,349,047 | 1,349,047 | 2,312,635 | 2,312,635 | -88.83% |
| Black Spot | | | | | | |
| V0002 Eastern Link - Busselton Traffic Study | 1,095,111 | 0 | 0 | 2,500,000 | 2,500,000 | 0.00% |
| V0003 Roundabout to Eastern Link Bridge | 0 | 0 | 0 | 300,000 | 300,000 | 0.00% |
| V0004 Eastern Link Shared Path & Environmental Offsets | 770 | 0 | 0 | 200,000 | 200,000 | 0.00% |
| V0005 Eastern Link Ford Road Environmental Approvals | 94,770 | 0 | 0 | 150,000 | 150,000 | 0.00% |
| | 1,190,651 | 0 | 0 | 3,150,000 | 3,150,000 | 0.00% |
| Council Roads Initiative | | | | | | |
| W0003 Franklin Road - Gravel Resheet | 20,015 | 20,419 | 20,419 | 35,000 | 35,000 | -1.98% |
| W0015 Gale Road - Reconstruction (50% Council) | 4,830 | 17,500 | 17,500 | 30,000 | 30,000 | -72.40% |
| W0055 Lindberg Road | 29,983 | 10,871 | 10,871 | 18,641 | 18,641 | 175.81% |
| W0067 Ford Road Reconstruct and Asphalt Overlay | 35,604 | 169,169 | 169,169 | 290,000 | 290,000 | -78.95% |
| W0084 Vasse Yallingup Siding Road | 32,063 | 25,654 | 11,676 | 33,991 | 20,013 | 24.98% |
| W0091 Caribunup South Road - Gravel Resheet | 13,256 | 10,969 | 10,969 | 18,800 | 18,800 | 20.85% |
| W0094 Fairway Drive - Intersection Works | 220,748 | 157,500 | 157,500 | 270,000 | 270,000 | 40.16% |
| W0114 Wonnerup South Road - Reconstruct and Widening (narrow seal) | 86,635 | 411,516 | 411,516 | 705,465 | 705,465 | -78.95% |
| W0126 Gulberti Road - Gravel Resheet | 57,960 | 35,000 | 35,000 | 60,000 | 60,000 | 65.60% |
| W0176 Signage (Alternate CBD Entry) | 152 | 9,331 | 9,331 | 16,000 | 16,000 | -98.37% |
| W0195 Yallingup Beach Road | 43,039 | 43,039 | 0 | 43,039 | 0 | 0.00% |
| W0216 Fredrick Street Partial Reconstruction | 1,440 | 23,331 | 23,331 | 40,000 | 40,000 | -93.83% |
| W0224 Jones Way Asphalt Overlay | 93,619 | 61,522 | 43,274 | 92,430 | 74,182 | 52.17% |
| W0227 William Drive - Asphalt Overlay, Kerb & Drainage | 107,855 | 100,324 | 100,324 | 171,992 | 171,992 | 7.51% |
| W0230 Short Street - Asphalt Overlay & Kerb | 18,371 | 39,088 | 39,088 | 67,000 | 67,000 | -53.00% |

City of BusseltonCapital Acquisition ReportProperty, Plant & Equipment, InfrastructureFor the Period Ended 31 January 2020

| Description | 2019/20 Actual | 2019/20 Amended Budget YTD | 2019/20 Original Budget YTD | 2019/20 Amended Budget | 2019/20 Original Budget | 2019/20 Budget YTD Variance |
|---|-------------------|----------------------------------|-----------------------------------|------------------------------|-------------------------------|-----------------------------------|
| W0231 Carey Street - Asphalt Overlay & Kerb | 931 | 102,088 | 102,088 | 175,000 | 175,000 | -99.09% |
| W0232 Stanley Street - Asphalt Overlay, Kerbing & Parking | 375 | 85,757 | 85,757 | 147,000 | 147,000 | -99.56% |
| W0233 Centurion Way - Asphalt Overlay & Kerbing | 94,965 | 75,838 | 75,838 | 130,000 | 130,000 | 25.22% |
| W0234 King Street - Reconstruction, Drainage & Asphalt Overlay | 11,950 | 302,169 | 302,169 | 518,000 | 518,000 | -96.05% |
| W0235 Eagle Place - Asphalt Overlay & Kerbing | 23,366 | 18,669 | 18,669 | 32,000 | 32,000 | 25.16% |
| W0236 Achurch Place - Asphalt Overlay & Kerbing | 55,931 | 52,514 | 52,514 | 90,000 | 90,000 | 6.51% |
| W0237 Hovea Crescent - Asphalt Overlay, Kerb & Intersection Works | 323,105 | 126,000 | 126,000 | 216,000 | 216,000 | 156.43% |
| W0238 Sulton Way - Asphalt Overlay & Kerb | 54,984 | 41,412 | 41,412 | 71,000 | 71,000 | 32.77% |
| W0239 Silverglen Avenue - Asphalt Overlay, Kerb & Drainage | 25,148 | 23,324 | 23,324 | 40,000 | 40,000 | 7.82% |
| W0240 Metricup Yelverton Road - Gravel Resheet | 5,104 | 33,250 | 33,250 | 57,000 | 57,000 | -84.65% |
| W0241 Hemsley Road - Gravel Resheet | 40,369 | 24,507 | 24,507 | 42,000 | 42,000 | 64.72% |
| W0242 Doyle Road - Gravel Resheet | 27,473 | 12,831 | 12,831 | 22,000 | 22,000 | 114.11% |
| W0243 Alfred Road - Gravel Resheet | 1,883 | 29,169 | 29,169 | 50,000 | 50,000 | -93.54% |
| W0244 Koorabin Drive - Reconstruction & Intersection | 420 | 84,000 | 84,000 | 144,000 | 144,000 | -99.50% |
| W0245 Wilson Avenue Quindalup | 394 | 68,522 | 0 | 68,522 | 0 | -99.43% |
| | 1,431,968 | 2,215,283 | 2,071,496 | 3,694,880 | 3,551,093 | -35.36% |
| Sub-Total Infrastructure | 7,859,529 | 18,002,361 | 17,699,004 | 37,545,346 | 36,851,773 | -56.34% |
| Grand Total - Capital Acquisitions | 11,442,659 | 27,458,486 | 31,957,854 | 51,894,878 | 60,571,300 | |

City of BusseltonReserves Movement ReportFor The Period Ending 31 January 2020

| | 2019/2020 Actual | 2019/2020 Amended Budget YTD | 2019/2020 Original Budget YTD | 2019/2020 Amended Budget | 2019/2020 Original Budget | 2018/2019 Actual |
|--|---------------------|------------------------------------|-------------------------------------|--------------------------------|---------------------------------|---------------------|
| | \$ | \$ | \$ | \$ | \$ | \$ |
| 100 Airport Infrastructure Renewal Reserve | | | | | | |
| Accumulated Reserves at Start of Year | 1,821,552.89 | 1,821,552.89 | 1,821,552.89 | 1,821,552.89 | 1,821,552.89 | 1,325,501.46 |
| Interest transfer to Reserves | 18,859.65 | 23,653.00 | 23,653.00 | 40,548.00 | 40,548.00 | 41,231.55 |
| Transfer from Muni | 0.00 | 0.00 | 0.00 | 0.00 | 0.00 | 536,450.00 |
| Transfer to Muni | 0.00 | 0.00 | 0.00 | (135,250.00) | (156,250.00) | (81,630.12) |
| | <u>1,840,412.54</u> | <u>1,845,205.89</u> | <u>1,845,205.89</u> | <u>1,726,850.89</u> | <u>1,705,850.89</u> | <u>1,821,552.89</u> |
| 136 Airport Marketing and Incentive Reserve | | | | | | |
| Accumulated Reserves at Start of Year | 3,396,150.77 | 3,396,150.77 | 3,396,150.77 | 3,396,150.77 | 3,396,150.77 | 1,583,014.10 |
| Interest transfer to Reserves | 37,164.50 | 44,107.00 | 44,107.00 | 75,612.00 | 75,612.00 | 77,306.67 |
| Transfer from Muni | 226,450.00 | 226,450.00 | 226,450.00 | 526,416.00 | 526,416.00 | 1,735,830.00 |
| Transfer to Muni | 0.00 | 0.00 | 0.00 | (1,360,230.00) | (1,360,230.00) | 0.00 |
| | <u>3,659,765.27</u> | <u>3,666,707.77</u> | <u>3,666,707.77</u> | <u>2,637,948.77</u> | <u>2,637,948.77</u> | <u>3,396,150.77</u> |
| 143 Airport Noise Mitigation Reserve | | | | | | |
| Accumulated Reserves at Start of Year | 890,709.89 | 890,709.89 | 890,709.89 | 890,709.89 | 890,709.89 | 0.00 |
| Interest transfer to Reserves | 9,218.19 | 11,571.00 | 11,571.00 | 19,836.00 | 19,836.00 | 21,159.89 |
| Transfer from Muni | 0.00 | 0.00 | 0.00 | 0.00 | 0.00 | 869,550.00 |
| Transfer to Muni | 0.00 | 0.00 | 0.00 | (869,550.00) | (869,550.00) | 0.00 |
| | <u>899,928.08</u> | <u>902,280.89</u> | <u>902,280.89</u> | <u>40,995.89</u> | <u>40,995.89</u> | <u>890,709.89</u> |
| 147 Airport Development Reserve | | | | | | |
| Interest transfer to Reserves | 644.65 | 0.00 | 0.00 | 0.00 | 0.00 | 0.00 |
| Transfer from Muni | 96,768.00 | 96,768.00 | 96,768.00 | 165,882.00 | 165,882.00 | 0.00 |
| Transfer to Muni | 0.00 | 0.00 | 0.00 | (165,882.00) | (165,882.00) | 0.00 |
| | <u>97,412.65</u> | <u>96,768.00</u> | <u>96,768.00</u> | <u>0.00</u> | <u>0.00</u> | <u>0.00</u> |
| 148 Airport Existing Terminal Building Reserve | | | | | | |
| Accumulated Reserves at Start of Year | 39,882.21 | 39,882.21 | 39,882.21 | 39,882.21 | 39,882.21 | 0.00 |
| Interest transfer to Reserves | 412.74 | 518.00 | 518.00 | 888.00 | 888.00 | 882.21 |
| Transfer from Muni | 0.00 | 0.00 | 0.00 | 0.00 | 0.00 | 39,000.00 |
| | <u>40,294.95</u> | <u>40,400.21</u> | <u>40,400.21</u> | <u>40,770.21</u> | <u>40,770.21</u> | <u>39,882.21</u> |
| 106 Building Asset Renewal Reserve | | | | | | |
| Accumulated Reserves at Start of Year | 1,725,055.66 | 1,725,055.66 | 1,725,055.66 | 1,725,055.66 | 1,725,055.66 | 1,193,933.21 |
| Interest transfer to Reserves | 20,330.16 | 22,400.00 | 22,400.00 | 38,400.00 | 38,400.00 | 29,072.58 |
| Transfer from Muni | 424,172.00 | 424,172.00 | 424,172.00 | 727,148.00 | 727,148.00 | 894,362.38 |
| Transfer to Muni | 0.00 | 0.00 | 0.00 | (751,536.00) | (751,536.00) | (392,312.51) |
| | <u>2,169,557.82</u> | <u>2,171,627.66</u> | <u>2,171,627.66</u> | <u>1,739,067.66</u> | <u>1,739,067.66</u> | <u>1,725,055.66</u> |
| 404 Barnard Park Sports Pavilion Building Reserve | | | | | | |
| Accumulated Reserves at Start of Year | 10,666.20 | 10,666.20 | 10,666.20 | 10,666.20 | 10,666.20 | 0.00 |
| Interest transfer to Reserves | 230.89 | 140.00 | 140.00 | 240.00 | 240.00 | 166.20 |
| Transfer from Muni | 17,633.00 | 17,633.00 | 17,633.00 | 30,226.00 | 30,226.00 | 10,500.00 |
| | <u>28,530.09</u> | <u>28,439.20</u> | <u>28,439.20</u> | <u>41,132.20</u> | <u>41,132.20</u> | <u>10,666.20</u> |
| 405 Railway House Building Reserve | | | | | | |
| Accumulated Reserves at Start of Year | 16,761.18 | 16,761.18 | 16,761.18 | 16,761.18 | 16,761.18 | 0.00 |
| Interest transfer to Reserves | 254.53 | 217.00 | 217.00 | 372.00 | 372.00 | 261.18 |
| Transfer from Muni | 11,452.00 | 11,452.00 | 11,452.00 | 19,635.00 | 19,635.00 | 16,500.00 |
| | <u>28,467.71</u> | <u>28,430.18</u> | <u>28,430.18</u> | <u>36,768.18</u> | <u>36,768.18</u> | <u>16,761.18</u> |
| 406 Youth and Community Activities Building Reserve | | | | | | |
| Accumulated Reserves at Start of Year | 45,712.30 | 45,712.30 | 45,712.30 | 45,712.30 | 45,712.30 | 0.00 |
| Interest transfer to Reserves | 652.62 | 595.00 | 595.00 | 1,020.00 | 1,020.00 | 712.30 |
| Transfer from Muni | 24,990.00 | 24,990.00 | 24,990.00 | 42,840.00 | 42,840.00 | 45,000.00 |
| Transfer to Muni | 0.00 | 0.00 | 0.00 | (10,000.00) | (10,000.00) | 0.00 |
| | <u>71,354.92</u> | <u>71,297.30</u> | <u>71,297.30</u> | <u>79,572.30</u> | <u>79,572.30</u> | <u>45,712.30</u> |
| 407 Busselton Library Building Reserve | | | | | | |
| Accumulated Reserves at Start of Year | 85,071.29 | 85,071.29 | 85,071.29 | 85,071.29 | 85,071.29 | 0.00 |
| Interest transfer to Reserves | 1,098.34 | 1,106.00 | 1,106.00 | 1,896.00 | 1,896.00 | 1,440.29 |
| Transfer from Muni | 26,656.00 | 26,656.00 | 26,656.00 | 45,696.00 | 45,696.00 | 83,631.00 |
| Transfer to Muni | 0.00 | 0.00 | 0.00 | (111,000.00) | (111,000.00) | 0.00 |
| | <u>112,825.63</u> | <u>112,833.29</u> | <u>112,833.29</u> | <u>21,663.29</u> | <u>21,663.29</u> | <u>85,071.29</u> |

City of BusseltonReserves Movement ReportFor The Period Ending 31 January 2020

| | 2019/2020 Actual | 2019/2020 Amended Budget YTD | 2019/2020 Original Budget YTD | 2019/2020 Amended Budget | 2019/2020 Original Budget | 2018/2019 Actual |
|--|---------------------|------------------------------------|-------------------------------------|--------------------------------|---------------------------------|---------------------|
| | \$ | \$ | \$ | \$ | \$ | \$ |
| 131 Busselton Community Resource Centre Reserve | | | | | | |
| Accumulated Reserves at Start of Year | 190,875.82 | 190,875.82 | 190,875.82 | 190,875.82 | 190,875.82 | 156,653.93 |
| Interest transfer to Reserves | 2,310.63 | 2,478.00 | 2,478.00 | 4,248.00 | 4,248.00 | 4,352.89 |
| Transfer from Muni | 43,198.00 | 43,198.00 | 43,198.00 | 86,394.00 | 86,394.00 | 29,869.00 |
| Transfer to Muni | 0.00 | 0.00 | 0.00 | (5,160.00) | (5,160.00) | 0.00 |
| | <u>236,384.45</u> | <u>236,551.82</u> | <u>236,551.82</u> | <u>276,357.82</u> | <u>276,357.82</u> | <u>190,875.82</u> |
| 408 Busselton Jetty Tourist Park Reserve | | | | | | |
| Accumulated Reserves at Start of Year | 159,725.80 | 159,725.80 | 159,725.80 | 159,725.80 | 159,725.80 | 0.00 |
| Interest transfer to Reserves | 2,506.97 | 2,072.00 | 2,072.00 | 3,552.00 | 3,552.00 | 3,454.93 |
| Transfer from Muni | 150,913.00 | 150,913.00 | 150,913.00 | 258,708.00 | 258,708.00 | 218,272.00 |
| Transfer to Muni | 0.00 | 0.00 | 0.00 | (287,610.00) | (287,610.00) | (62,001.13) |
| | <u>313,145.77</u> | <u>312,710.80</u> | <u>312,710.80</u> | <u>134,375.80</u> | <u>134,375.80</u> | <u>159,725.80</u> |
| 409 Geographe Leisure Centre Building Reserve | | | | | | |
| Accumulated Reserves at Start of Year | 381,186.42 | 381,186.42 | 381,186.42 | 381,186.42 | 381,186.42 | 0.00 |
| Interest transfer to Reserves | 5,087.47 | 4,949.00 | 4,949.00 | 8,484.00 | 8,484.00 | 7,716.49 |
| Transfer from Muni | 151,970.00 | 151,970.00 | 151,970.00 | 260,521.00 | 260,521.00 | 476,928.00 |
| Transfer to Muni | 0.00 | 0.00 | 0.00 | (555,900.00) | (555,900.00) | (103,458.07) |
| | <u>538,243.89</u> | <u>538,105.42</u> | <u>538,105.42</u> | <u>94,291.42</u> | <u>94,291.42</u> | <u>381,186.42</u> |
| 331 Joint Venture Aged Housing Reserve | | | | | | |
| Accumulated Reserves at Start of Year | 1,085,870.41 | 1,085,870.41 | 1,085,870.41 | 1,085,870.41 | 1,085,870.41 | 997,854.77 |
| Interest transfer to Reserves | 11,385.65 | 14,105.00 | 14,105.00 | 24,180.00 | 24,180.00 | 27,824.81 |
| Transfer from Muni | 75,096.00 | 75,096.00 | 75,096.00 | 128,741.00 | 128,741.00 | 182,877.12 |
| Transfer to Muni | 0.00 | 0.00 | 0.00 | (152,000.00) | (152,000.00) | (122,686.29) |
| | <u>1,172,352.06</u> | <u>1,175,071.41</u> | <u>1,175,071.41</u> | <u>1,086,791.41</u> | <u>1,086,791.41</u> | <u>1,085,870.41</u> |
| 403 Winderup Aged Housing Resident Funded Reserve | | | | | | |
| Accumulated Reserves at Start of Year | 212,501.16 | 212,501.16 | 212,501.16 | 212,501.16 | 212,501.16 | 186,717.69 |
| Interest transfer to Reserves | 2,272.25 | 2,758.00 | 2,758.00 | 4,728.00 | 4,728.00 | 4,702.72 |
| Transfer from Muni | 0.00 | 0.00 | 0.00 | 0.00 | 0.00 | 63,103.70 |
| Transfer to Muni | 0.00 | 0.00 | 0.00 | (126,000.00) | (126,000.00) | (42,022.95) |
| | <u>214,773.41</u> | <u>215,259.16</u> | <u>215,259.16</u> | <u>91,229.16</u> | <u>91,229.16</u> | <u>212,501.16</u> |
| 410 Naturaliste Community Centre Building Reserve | | | | | | |
| Accumulated Reserves at Start of Year | 63,745.73 | 63,745.73 | 63,745.73 | 63,745.73 | 63,745.73 | 0.00 |
| Interest transfer to Reserves | 931.62 | 826.00 | 826.00 | 1,416.00 | 1,416.00 | 2,078.93 |
| Transfer from Muni | 34,832.00 | 34,832.00 | 34,832.00 | 59,708.00 | 59,708.00 | 159,147.00 |
| Transfer to Muni | 0.00 | 0.00 | 0.00 | (12,000.00) | (12,000.00) | (97,480.20) |
| | <u>99,509.35</u> | <u>99,403.73</u> | <u>99,403.73</u> | <u>112,869.73</u> | <u>112,869.73</u> | <u>63,745.73</u> |
| 411 Civic and Administration Building Reserve | | | | | | |
| Accumulated Reserves at Start of Year | 187,928.40 | 187,928.40 | 187,928.40 | 187,928.40 | 187,928.40 | 0.00 |
| Interest transfer to Reserves | 3,094.45 | 2,443.00 | 2,443.00 | 4,188.00 | 4,188.00 | 2,928.40 |
| Transfer from Muni | 164,500.00 | 164,500.00 | 164,500.00 | 282,000.00 | 282,000.00 | 185,000.00 |
| Transfer to Muni | 0.00 | 0.00 | 0.00 | (105,920.00) | (105,920.00) | 0.00 |
| | <u>355,522.85</u> | <u>354,871.40</u> | <u>354,871.40</u> | <u>368,196.40</u> | <u>368,196.40</u> | <u>187,928.40</u> |
| 412 Vasse Sports Pavilion Building Reserve | | | | | | |
| Interest transfer to Reserves | 2.11 | 0.00 | 0.00 | 0.00 | 0.00 | 0.00 |
| Transfer from Muni | 315.00 | 315.00 | 315.00 | 536.00 | 536.00 | 0.00 |
| | <u>317.11</u> | <u>315.00</u> | <u>315.00</u> | <u>536.00</u> | <u>536.00</u> | <u>0.00</u> |
| 110 Jetty Maintenance Reserve | | | | | | |
| Accumulated Reserves at Start of Year | 4,806,278.94 | 4,806,278.94 | 4,806,278.94 | 4,806,278.94 | 4,806,278.94 | 4,193,450.51 |
| Interest transfer to Reserves | 54,432.76 | 62,419.00 | 62,419.00 | 107,004.00 | 107,004.00 | 108,240.24 |
| Transfer from Muni | 534,045.00 | 534,045.00 | 534,045.00 | 1,286,516.00 | 1,286,516.00 | 1,249,044.00 |
| Transfer to Muni | 0.00 | (425,000.00) | (425,000.00) | (3,057,095.00) | (2,982,095.00) | (744,455.81) |
| | <u>5,394,756.70</u> | <u>4,977,742.94</u> | <u>4,977,742.94</u> | <u>3,142,703.94</u> | <u>3,217,703.94</u> | <u>4,806,278.94</u> |
| 150 Jetty Self Insurance Reserve | | | | | | |
| Accumulated Reserves at Start of Year | 365,698.37 | 365,698.37 | 365,698.37 | 365,698.37 | 365,698.37 | 0.00 |
| Interest transfer to Reserves | 4,122.26 | 4,746.00 | 4,746.00 | 8,136.00 | 8,136.00 | 5,698.37 |
| Transfer from Muni | 35,000.00 | 35,000.00 | 35,000.00 | 60,000.00 | 60,000.00 | 360,000.00 |

City of BusseltonReserves Movement ReportFor The Period Ending 31 January 2020

| | 2019/2020 Actual | 2019/2020 Amended Budget YTD | 2019/2020 Original Budget YTD | 2019/2020 Amended Budget | 2019/2020 Original Budget | 2018/2019 Actual |
|---|---------------------|------------------------------------|-------------------------------------|--------------------------------|---------------------------------|---------------------|
| | \$ | \$ | \$ | \$ | \$ | \$ |
| 222 Asset Depreciation Reserve | 404,820.63 | 405,444.37 | 405,444.37 | 433,834.37 | 433,834.37 | 365,698.37 |
| Accumulated Reserves at Start of Year | 0.00 | 0.00 | 0.00 | 0.00 | 0.00 | 563,412.18 |
| Interest transfer to Reserves | 0.00 | 0.00 | 0.00 | 0.00 | 0.00 | 14,029.57 |
| Transfer from Muni | 0.00 | 0.00 | 0.00 | 0.00 | 0.00 | (577,441.75) |
| | 0.00 | 0.00 | 0.00 | 0.00 | 0.00 | 0.00 |
| 223 Road Asset Renewal Reserve | | | | | | |
| Accumulated Reserves at Start of Year | 1,119,116.75 | 1,119,116.75 | 1,119,116.75 | 1,119,116.75 | 1,119,116.75 | 1,299,765.50 |
| Interest transfer to Reserves | 23,629.11 | 14,532.00 | 14,532.00 | 24,912.00 | 24,912.00 | 49,255.16 |
| Transfer from Muni | 2,017,239.00 | 2,017,239.00 | 2,017,239.00 | 3,458,128.00 | 3,458,128.00 | 2,550,956.00 |
| Transfer to Muni | 0.00 | 0.00 | 0.00 | (4,486,734.00) | (4,161,474.00) | (2,780,859.91) |
| | 3,159,984.86 | 3,150,887.75 | 3,150,887.75 | 115,422.75 | 440,682.75 | 1,119,116.75 |
| 224 Footpath/ Cycle Ways Reserve | | | | | | |
| Accumulated Reserves at Start of Year | 3,670.90 | 3,670.90 | 3,670.90 | 3,670.90 | 3,670.90 | 0.00 |
| Interest transfer to Reserves | 3,905.48 | 49.00 | 49.00 | 84.00 | 84.00 | 3,670.90 |
| Transfer from Muni | 691,019.00 | 691,019.00 | 691,019.00 | 1,184,602.00 | 1,184,602.00 | 231,906.00 |
| Transfer to Muni | 0.00 | 0.00 | 0.00 | (1,147,590.00) | (1,147,590.00) | (231,906.00) |
| | 698,595.38 | 694,738.90 | 694,738.90 | 40,766.90 | 40,766.90 | 3,670.90 |
| 226 Other Infrastructure (Drainage, Signage, Etc.) Reserve | | | | | | |
| Interest transfer to Reserves | 1,348.49 | 0.00 | 0.00 | 0.00 | 0.00 | 0.00 |
| Transfer from Muni | 202,419.00 | 202,419.00 | 202,419.00 | 347,000.00 | 347,000.00 | 0.00 |
| Transfer to Muni | 0.00 | 0.00 | 0.00 | (316,950.00) | (316,950.00) | 0.00 |
| | 203,767.49 | 202,419.00 | 202,419.00 | 30,050.00 | 30,050.00 | 0.00 |
| 225 Parks, Gardens and Reserves Reserve | | | | | | |
| Interest transfer to Reserves | 4,717.74 | 0.00 | 0.00 | 0.00 | 0.00 | 0.00 |
| Transfer from Muni | 708,169.00 | 708,169.00 | 708,169.00 | 1,214,001.00 | 1,214,001.00 | 0.00 |
| Transfer to Muni | 0.00 | 0.00 | 0.00 | (1,134,000.00) | (1,134,000.00) | 0.00 |
| | 712,886.74 | 708,169.00 | 708,169.00 | 1.00 | 80,001.00 | 0.00 |
| 151 Furniture and Equipment Reserve | | | | | | |
| Transfer from Muni | 0.00 | 0.00 | 0.00 | 364,900.00 | 364,900.00 | 0.00 |
| Transfer to Muni | 0.00 | 0.00 | 0.00 | (364,900.00) | (364,900.00) | 0.00 |
| | 0.00 | 0.00 | 0.00 | 0.00 | 0.00 | 0.00 |
| 115 Plant Replacement Reserve | | | | | | |
| Accumulated Reserves at Start of Year | 1,205,526.70 | 1,205,526.70 | 1,205,526.70 | 1,205,526.70 | 1,205,526.70 | 2,185,395.64 |
| Interest transfer to Reserves | 11,958.11 | 15,659.00 | 15,659.00 | 26,844.00 | 26,844.00 | 61,462.25 |
| Transfer from Muni | 525,427.00 | 525,427.00 | 525,427.00 | 900,737.00 | 900,737.00 | 1,115,712.71 |
| Transfer to Muni | 0.00 | 0.00 | 0.00 | (1,187,450.00) | (1,418,950.00) | (2,157,043.90) |
| | 1,742,911.81 | 1,746,612.70 | 1,746,612.70 | 945,657.70 | 714,157.70 | 1,205,526.70 |
| 137 Major Traffic Improvements Reserve | | | | | | |
| Accumulated Reserves at Start of Year | 1,495,577.97 | 1,495,577.97 | 1,495,577.97 | 1,495,577.97 | 1,495,577.97 | 432,138.26 |
| Interest transfer to Reserves | 19,541.31 | 19,425.00 | 19,425.00 | 33,300.00 | 33,300.00 | 30,752.10 |
| Transfer from Muni | 658,413.00 | 658,413.00 | 658,413.00 | 1,128,705.00 | 1,128,705.00 | 1,211,110.00 |
| Transfer to Muni | 0.00 | 0.00 | 0.00 | (2,400,000.00) | (2,400,000.00) | (178,422.39) |
| | 2,173,532.28 | 2,173,415.97 | 2,173,415.97 | 257,582.97 | 257,582.97 | 1,495,577.97 |
| 132 CBD Enhancement Reserve | | | | | | |
| Accumulated Reserves at Start of Year | 171,316.34 | 171,316.34 | 171,316.34 | 171,316.34 | 171,316.34 | 122,490.23 |
| Interest transfer to Reserves | 3,971.80 | 2,226.00 | 2,226.00 | 3,816.00 | 3,816.00 | 3,706.11 |
| Transfer from Muni | 322,193.00 | 322,193.00 | 322,193.00 | 560,188.00 | 560,188.00 | 45,120.00 |
| Transfer to Muni | 0.00 | 0.00 | 0.00 | (643,000.00) | (643,000.00) | 0.00 |
| | 497,481.14 | 495,735.34 | 495,735.34 | 92,320.34 | 92,320.34 | 171,316.34 |
| 127 New Infrastructure Development Reserve | | | | | | |
| Accumulated Reserves at Start of Year | 1,803,171.42 | 1,803,171.42 | 1,803,171.42 | 1,803,171.42 | 1,803,171.42 | 1,834,714.76 |
| Interest transfer to Reserves | 18,091.42 | 23,415.00 | 23,415.00 | 40,140.00 | 40,140.00 | 51,101.03 |
| Transfer from Muni | 116,629.20 | 112,364.00 | 112,364.00 | 192,627.00 | 192,627.00 | 410,941.00 |
| Transfer to Muni | 0.00 | 0.00 | 0.00 | (1,259,942.00) | (1,259,942.00) | (493,585.37) |
| | 1,937,892.04 | 1,938,950.42 | 1,938,950.42 | 775,996.42 | 775,996.42 | 1,803,171.42 |

City of BusseltonReserves Movement ReportFor The Period Ending 31 January 2020

| | 2019/2020 Actual | 2019/2020 Amended Budget YTD | 2019/2020 Original Budget YTD | 2019/2020 Amended Budget | 2019/2020 Original Budget | 2018/2019 Actual |
|---|---------------------|------------------------------------|-------------------------------------|--------------------------------|---------------------------------|---------------------|
| | \$ | \$ | \$ | \$ | \$ | \$ |
| 141 Commonage Precinct Infrastructure Road Reserve | | | | | | |
| Accumulated Reserves at Start of Year | 231,223.87 | 231,223.87 | 231,223.87 | 231,223.87 | 231,223.87 | 225,574.67 |
| Interest transfer to Reserves | 2,393.00 | 3,003.00 | 3,003.00 | 5,148.00 | 5,148.00 | 5,649.20 |
| | <u>233,616.87</u> | <u>234,226.87</u> | <u>234,226.87</u> | <u>236,371.87</u> | <u>236,371.87</u> | <u>231,223.87</u> |
| 114 City Car Parking and Access Reserve | | | | | | |
| Accumulated Reserves at Start of Year | 1,281,336.70 | 1,281,336.70 | 1,281,336.70 | 1,281,336.70 | 1,281,336.70 | 875,925.14 |
| Interest transfer to Reserves | 14,816.04 | 16,639.00 | 16,639.00 | 28,524.00 | 28,524.00 | 30,250.23 |
| Transfer from Muni | 294,693.00 | 294,693.00 | 294,693.00 | 505,188.00 | 505,188.00 | 538,024.00 |
| Transfer to Muni | 0.00 | 0.00 | 0.00 | (594,115.00) | (427,549.00) | (162,862.67) |
| | <u>1,590,845.74</u> | <u>1,592,668.70</u> | <u>1,592,668.70</u> | <u>1,220,933.70</u> | <u>1,387,499.70</u> | <u>1,281,336.70</u> |
| 107 Corporate IT Systems Reserve | | | | | | |
| Accumulated Reserves at Start of Year | 80,398.99 | 80,398.99 | 80,398.99 | 80,398.99 | 80,398.99 | 78,625.03 |
| Interest transfer to Reserves | 832.06 | 1,043.00 | 1,043.00 | 1,788.00 | 1,788.00 | 1,773.96 |
| | <u>81,231.05</u> | <u>81,441.99</u> | <u>81,441.99</u> | <u>82,186.99</u> | <u>82,186.99</u> | <u>80,398.99</u> |
| 133 Election, Valuation and Corporate Expenses Reserve | | | | | | |
| Accumulated Reserves at Start of Year | 499,905.97 | 499,905.97 | 499,905.97 | 499,905.97 | 499,905.97 | 149,557.64 |
| Interest transfer to Reserves | 5,827.22 | 6,489.00 | 6,489.00 | 11,124.00 | 11,124.00 | 8,399.33 |
| Transfer from Muni | 87,500.00 | 87,500.00 | 87,500.00 | 150,000.00 | 150,000.00 | 350,949.00 |
| Transfer to Muni | 0.00 | (110,000.00) | (110,000.00) | (150,000.00) | (150,000.00) | (9,000.00) |
| | <u>593,233.19</u> | <u>483,894.97</u> | <u>483,894.97</u> | <u>511,029.97</u> | <u>511,029.97</u> | <u>499,905.97</u> |
| 111 Legal Expenses Reserve | | | | | | |
| Accumulated Reserves at Start of Year | 577,255.71 | 577,255.71 | 577,255.71 | 577,255.71 | 577,255.71 | 557,904.00 |
| Interest transfer to Reserves | 5,776.59 | 7,497.00 | 7,497.00 | 12,852.00 | 12,852.00 | 15,035.07 |
| Transfer from Muni | 0.00 | 50,689.00 | 0.00 | 50,689.00 | 0.00 | 61,364.00 |
| Transfer to Muni | 0.00 | 0.00 | 0.00 | 0.00 | 0.00 | (57,047.36) |
| | <u>583,032.30</u> | <u>635,441.71</u> | <u>584,752.71</u> | <u>640,796.71</u> | <u>590,107.71</u> | <u>577,255.71</u> |
| 135 Performing Arts and Convention Centre Reserve | | | | | | |
| Transfer from Muni | 0.00 | 0.00 | 0.00 | 2,705,530.00 | 2,705,530.00 | 0.00 |
| | <u>0.00</u> | <u>0.00</u> | <u>0.00</u> | <u>2,705,530.00</u> | <u>2,705,530.00</u> | <u>0.00</u> |
| 202 Long Service Leave Reserve | | | | | | |
| Accumulated Reserves at Start of Year | 3,096,583.00 | 3,096,583.00 | 3,096,583.00 | 3,096,583.00 | 3,096,583.00 | 3,111,698.09 |
| Interest transfer to Reserves | 31,847.77 | 40,215.00 | 40,215.00 | 68,940.00 | 68,940.00 | 93,949.05 |
| Transfer from Muni | 145,831.00 | 145,831.00 | 145,831.00 | 250,000.00 | 250,000.00 | 384,190.02 |
| Transfer to Muni | 0.00 | 0.00 | 0.00 | (653,950.00) | (653,950.00) | (493,254.16) |
| | <u>3,274,261.77</u> | <u>3,282,629.00</u> | <u>3,282,629.00</u> | <u>2,761,573.00</u> | <u>2,761,573.00</u> | <u>3,096,583.00</u> |
| 203 Professional Development Reserve | | | | | | |
| Accumulated Reserves at Start of Year | 122,771.88 | 122,771.88 | 122,771.88 | 122,771.88 | 122,771.88 | 113,024.66 |
| Interest transfer to Reserves | 1,341.16 | 1,596.00 | 1,596.00 | 2,736.00 | 2,736.00 | 3,777.31 |
| Transfer from Muni | 40,831.00 | 40,831.00 | 40,831.00 | 70,000.00 | 70,000.00 | 70,000.00 |
| Transfer to Muni | 0.00 | 0.00 | 0.00 | (71,930.00) | (71,930.00) | (64,030.09) |
| | <u>164,944.04</u> | <u>165,198.88</u> | <u>165,198.88</u> | <u>123,577.88</u> | <u>123,577.88</u> | <u>122,771.88</u> |
| 204 Sick Pay Incentive Reserve | | | | | | |
| Accumulated Reserves at Start of Year | 150,403.55 | 150,403.55 | 150,403.55 | 150,403.55 | 150,403.55 | 175,935.04 |
| Interest transfer to Reserves | 1,504.01 | 1,953.00 | 1,953.00 | 3,348.00 | 3,348.00 | 5,088.12 |
| Transfer from Muni | 5,833.00 | 5,833.00 | 5,833.00 | 70,000.00 | 70,000.00 | 0.00 |
| Transfer to Muni | 0.00 | 0.00 | 0.00 | (71,930.00) | (71,930.00) | (30,619.61) |
| | <u>157,740.56</u> | <u>158,189.55</u> | <u>158,189.55</u> | <u>151,821.55</u> | <u>151,821.55</u> | <u>150,403.55</u> |
| 124 Workers Compensation and Extended Sick Leave Contingency Res | | | | | | |
| Accumulated Reserves at Start of Year | 305,100.95 | 305,100.95 | 305,100.95 | 305,100.95 | 305,100.95 | 356,227.48 |
| Interest transfer to Reserves | 2,949.75 | 3,962.00 | 3,962.00 | 6,792.00 | 6,792.00 | 8,873.47 |
| Transfer to Muni | 0.00 | 0.00 | 0.00 | (28,460.00) | (28,460.00) | (60,000.00) |
| | <u>308,050.70</u> | <u>309,062.95</u> | <u>309,062.95</u> | <u>283,432.95</u> | <u>283,432.95</u> | <u>305,100.95</u> |

City of BusseltonReserves Movement ReportFor The Period Ending 31 January 2020

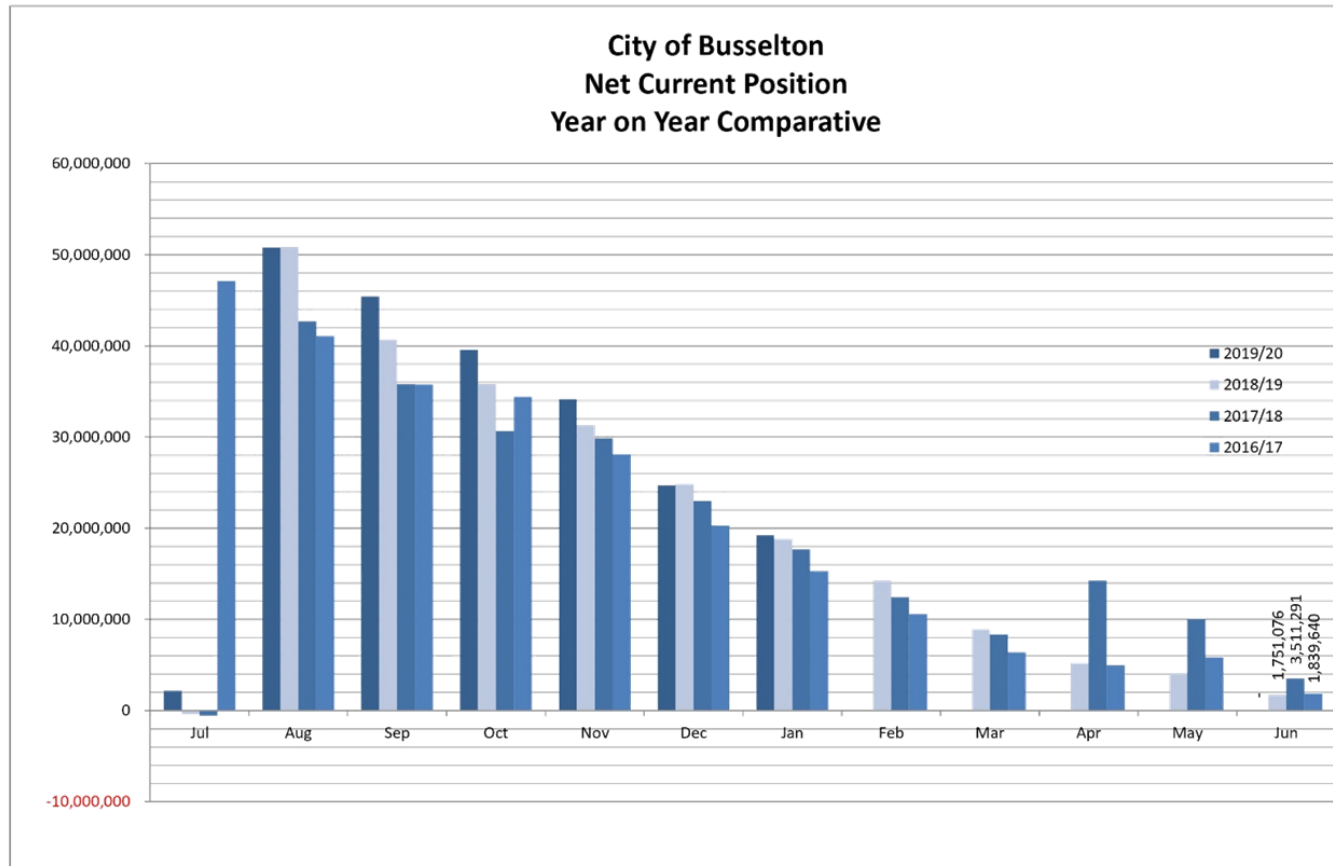
| | 2019/2020 Actual | 2019/2020 Amended Budget YTD | 2019/2020 Original Budget YTD | 2019/2020 Amended Budget | 2019/2020 Original Budget | 2018/2019 Actual |
|--|---------------------|------------------------------------|-------------------------------------|--------------------------------|---------------------------------|---------------------|
| | \$ | \$ | \$ | \$ | \$ | \$ |
| 302 Community Facilities - City District | | | | | | |
| Accumulated Reserves at Start of Year | 2,552,707.62 | 2,552,707.62 | 2,552,707.62 | 2,552,707.62 | 2,552,707.62 | 2,303,095.83 |
| Interest transfer to Reserves | 26,825.58 | 33,152.00 | 33,152.00 | 56,832.00 | 56,832.00 | 60,897.30 |
| Transfer from Muni | 67,557.82 | 191,044.00 | 191,044.00 | 361,740.00 | 361,740.00 | 306,049.14 |
| Transfer to Muni | 0.00 | 0.00 | 0.00 | (2,203,795.00) | (2,203,795.00) | (117,334.65) |
| | <u>2,647,091.02</u> | <u>2,776,903.62</u> | <u>2,776,903.62</u> | <u>767,484.62</u> | <u>767,484.62</u> | <u>2,552,707.62</u> |
| 304 Community Facilities - Broadwater | | | | | | |
| Accumulated Reserves at Start of Year | 158,523.04 | 158,523.04 | 158,523.04 | 158,523.04 | 158,523.04 | 138,048.48 |
| Interest transfer to Reserves | 1,672.16 | 2,058.00 | 2,058.00 | 3,528.00 | 3,528.00 | 3,656.26 |
| Transfer from Muni | 4,590.54 | 7,294.00 | 7,294.00 | 12,500.00 | 12,500.00 | 16,818.30 |
| | <u>164,785.74</u> | <u>167,875.04</u> | <u>167,875.04</u> | <u>174,551.04</u> | <u>174,551.04</u> | <u>158,523.04</u> |
| 303 Community Facilities - Busselton | | | | | | |
| Accumulated Reserves at Start of Year | 44,011.77 | 44,011.77 | 44,011.77 | 44,011.77 | 44,011.77 | 34,546.40 |
| Interest transfer to Reserves | 478.40 | 574.00 | 574.00 | 984.00 | 984.00 | 971.37 |
| Transfer from Muni | 5,167.11 | 11,669.00 | 11,669.00 | 20,000.00 | 20,000.00 | 8,494.00 |
| Transfer to Muni | 0.00 | 0.00 | 0.00 | (44,000.00) | (44,000.00) | 0.00 |
| | <u>49,657.28</u> | <u>56,254.77</u> | <u>56,254.77</u> | <u>20,995.77</u> | <u>20,995.77</u> | <u>44,011.77</u> |
| 305 Community Facilities - Dunsborough | | | | | | |
| Accumulated Reserves at Start of Year | 188,062.67 | 188,062.67 | 188,062.67 | 188,062.67 | 188,062.67 | 166,327.12 |
| Interest transfer to Reserves | 2,097.63 | 2,443.00 | 2,443.00 | 4,188.00 | 4,188.00 | 4,549.89 |
| Transfer from Muni | 19,022.60 | 14,581.00 | 14,581.00 | 25,000.00 | 25,000.00 | 17,185.66 |
| | <u>209,182.90</u> | <u>205,086.67</u> | <u>205,086.67</u> | <u>217,250.67</u> | <u>217,250.67</u> | <u>188,062.67</u> |
| 311 Community Facilities - Dunsborough Lakes Estate | | | | | | |
| Accumulated Reserves at Start of Year | 922,772.84 | 922,772.84 | 922,772.84 | 922,772.84 | 922,772.84 | 525,105.39 |
| Interest transfer to Reserves | 9,550.03 | 11,984.00 | 11,984.00 | 20,544.00 | 20,544.00 | 19,631.45 |
| Transfer from Muni | 0.00 | 162,162.00 | 162,162.00 | 277,990.00 | 277,990.00 | 378,036.00 |
| | <u>932,322.87</u> | <u>1,096,918.84</u> | <u>1,096,918.84</u> | <u>1,221,306.84</u> | <u>1,221,306.84</u> | <u>922,772.84</u> |
| 306 Community Facilities - Geographe | | | | | | |
| Accumulated Reserves at Start of Year | 99,175.93 | 99,175.93 | 99,175.93 | 99,175.93 | 99,175.93 | 95,061.38 |
| Interest transfer to Reserves | 1,035.04 | 1,288.00 | 1,288.00 | 2,208.00 | 2,208.00 | 2,410.78 |
| Transfer from Muni | 1,033.93 | 4,375.00 | 4,375.00 | 7,500.00 | 7,500.00 | 1,703.77 |
| | <u>101,244.90</u> | <u>104,838.93</u> | <u>104,838.93</u> | <u>108,883.93</u> | <u>108,883.93</u> | <u>99,175.93</u> |
| 310 Community Facilities - Port Geographe | | | | | | |
| Accumulated Reserves at Start of Year | 343,509.27 | 343,509.27 | 343,509.27 | 343,509.27 | 343,509.27 | 335,116.76 |
| Interest transfer to Reserves | 3,555.06 | 4,459.00 | 4,459.00 | 7,644.00 | 7,644.00 | 8,392.51 |
| | <u>347,064.33</u> | <u>347,968.27</u> | <u>347,968.27</u> | <u>351,153.27</u> | <u>351,153.27</u> | <u>343,509.27</u> |
| 309 Community Facilities - Vasse | | | | | | |
| Accumulated Reserves at Start of Year | 615,585.54 | 615,585.54 | 615,585.54 | 615,585.54 | 615,585.54 | 589,760.45 |
| Interest transfer to Reserves | 6,370.88 | 7,994.00 | 7,994.00 | 13,704.00 | 13,704.00 | 14,848.67 |
| Transfer from Muni | 0.00 | 0.00 | 0.00 | 0.00 | 0.00 | 10,976.42 |
| Transfer to Muni | 0.00 | 0.00 | 0.00 | (450,000.00) | (450,000.00) | 0.00 |
| | <u>621,956.42</u> | <u>623,579.54</u> | <u>623,579.54</u> | <u>179,289.54</u> | <u>179,289.54</u> | <u>615,585.54</u> |
| 308 Community Facilities - Airport North | | | | | | |
| Accumulated Reserves at Start of Year | 2,970,179.38 | 2,970,179.38 | 2,970,179.38 | 2,970,179.38 | 2,970,179.38 | 2,826,296.71 |
| Interest transfer to Reserves | 30,740.38 | 38,570.00 | 38,570.00 | 66,120.00 | 66,120.00 | 71,258.67 |
| Transfer from Muni | 0.00 | 148,750.00 | 148,750.00 | 255,000.00 | 255,000.00 | 72,624.00 |
| | <u>3,000,919.76</u> | <u>3,157,499.38</u> | <u>3,157,499.38</u> | <u>3,291,299.38</u> | <u>3,291,299.38</u> | <u>2,970,179.38</u> |
| 130 Locke Estate Reserve | | | | | | |
| Accumulated Reserves at Start of Year | 1,012.99 | 1,012.99 | 1,012.99 | 1,012.99 | 1,012.99 | 0.00 |
| Interest transfer to Reserves | 56.08 | 14.00 | 14.00 | 24.00 | 24.00 | 1,012.99 |
| Transfer from Muni | 37,331.00 | 37,331.00 | 37,331.00 | 64,000.00 | 64,000.00 | 64,000.00 |
| Transfer to Muni | 0.00 | 0.00 | 0.00 | (64,000.00) | (64,000.00) | (64,000.00) |
| | <u>38,400.07</u> | <u>38,357.99</u> | <u>38,357.99</u> | <u>1,036.99</u> | <u>1,036.99</u> | <u>1,012.99</u> |

City of BusseltonReserves Movement ReportFor The Period Ending 31 January 2020

| | 2019/2020 Actual | 2019/2020 Amended Budget YTD | 2019/2020 Original Budget YTD | 2019/2020 Amended Budget | 2019/2020 Original Budget | 2018/2019 Actual |
|---|---------------------|------------------------------------|-------------------------------------|--------------------------------|---------------------------------|---------------------|
| | \$ | \$ | \$ | \$ | \$ | \$ |
| 122 Port Geographe Development Reserve | | | | | | |
| Accumulated Reserves at Start of Year | 682,470.41 | 682,470.41 | 682,470.41 | 682,470.41 | 682,470.41 | 1,455,440.82 |
| Interest transfer to Reserves | 6,802.91 | 8,862.00 | 8,862.00 | 15,192.00 | 15,192.00 | 30,840.83 |
| Transfer from Muni | 30,317.00 | 30,317.00 | 30,317.00 | 51,975.00 | 51,975.00 | 50,000.00 |
| Transfer to Muni | 0.00 | 0.00 | 0.00 | (599,307.00) | (599,307.00) | (853,811.24) |
| | 719,590.32 | 721,649.41 | 721,649.41 | 150,330.41 | 150,330.41 | 682,470.41 |
| 123 Port Geographe Waterways Management Reserve (SAR) | | | | | | |
| Accumulated Reserves at Start of Year | 3,349,716.94 | 3,349,716.94 | 3,349,716.94 | 3,349,716.94 | 3,349,716.94 | 3,387,485.07 |
| Interest transfer to Reserves | 34,542.18 | 43,505.00 | 43,505.00 | 74,580.00 | 74,580.00 | 87,609.18 |
| Transfer from Muni | 125,384.00 | 125,384.00 | 125,384.00 | 214,942.00 | 214,942.00 | 193,747.69 |
| Transfer to Muni | 0.00 | 0.00 | 0.00 | (346,800.00) | (346,800.00) | (319,125.00) |
| | 3,509,643.12 | 3,518,605.94 | 3,518,605.94 | 3,292,438.94 | 3,292,438.94 | 3,349,716.94 |
| 126 Provenge Landscape Maintenance Reserve (SAR) | | | | | | |
| Accumulated Reserves at Start of Year | 1,194,759.54 | 1,194,759.54 | 1,194,759.54 | 1,194,759.54 | 1,194,759.54 | 1,101,707.78 |
| Interest transfer to Reserves | 12,739.16 | 15,519.00 | 15,519.00 | 26,604.00 | 26,604.00 | 30,061.96 |
| Transfer from Muni | 102,879.00 | 102,879.00 | 102,879.00 | 176,363.00 | 176,363.00 | 168,461.65 |
| Transfer to Muni | 0.00 | 0.00 | 0.00 | (203,380.00) | (203,380.00) | (105,471.85) |
| | 1,310,377.70 | 1,313,157.54 | 1,313,157.54 | 1,194,346.54 | 1,194,346.54 | 1,194,759.54 |
| 128 Vasse Newtown Landscape Maintenance Reserve (SAR) | | | | | | |
| Accumulated Reserves at Start of Year | 575,151.53 | 575,151.53 | 575,151.53 | 575,151.53 | 575,151.53 | 535,722.24 |
| Interest transfer to Reserves | 6,196.25 | 7,469.00 | 7,469.00 | 12,804.00 | 12,804.00 | 15,770.06 |
| Transfer from Muni | 105,469.00 | 105,469.00 | 105,469.00 | 180,801.00 | 180,801.00 | 172,922.26 |
| Transfer to Muni | 0.00 | 0.00 | 0.00 | (199,220.00) | (199,220.00) | (149,263.03) |
| | 686,816.78 | 688,089.53 | 688,089.53 | 569,536.53 | 569,536.53 | 575,151.53 |
| 138 Commonage Precinct Bushfire Facilities Reserve | | | | | | |
| Accumulated Reserves at Start of Year | 57,260.53 | 57,260.53 | 57,260.53 | 57,260.53 | 57,260.53 | 55,861.58 |
| Interest transfer to Reserves | 592.60 | 742.00 | 742.00 | 1,272.00 | 1,272.00 | 1,398.95 |
| | 57,853.13 | 58,002.53 | 58,002.53 | 58,532.53 | 58,532.53 | 57,260.53 |
| 139 Commonage Community Facilities Dunsborough Lakes South Res | | | | | | |
| Accumulated Reserves at Start of Year | 72,622.42 | 72,622.42 | 72,622.42 | 72,622.42 | 72,622.42 | 70,848.15 |
| Interest transfer to Reserves | 751.58 | 945.00 | 945.00 | 1,620.00 | 1,620.00 | 1,774.27 |
| | 73,374.00 | 73,567.42 | 73,567.42 | 74,242.42 | 74,242.42 | 72,622.42 |
| 140 Commonage Community Facilities South Biddle Precinct Reserve | | | | | | |
| Accumulated Reserves at Start of Year | 886,172.58 | 886,172.58 | 886,172.58 | 886,172.58 | 886,172.58 | 1,030,368.46 |
| Interest transfer to Reserves | 8,582.43 | 11,508.00 | 11,508.00 | 19,728.00 | 19,728.00 | 25,804.12 |
| Transfer to Muni | 0.00 | 0.00 | 0.00 | 0.00 | 0.00 | (170,000.00) |
| | 894,755.01 | 897,680.58 | 897,680.58 | 905,900.58 | 905,900.58 | 886,172.58 |
| 321 Busselton Area Drainage and Waterways Improvement Reserve | | | | | | |
| Accumulated Reserves at Start of Year | 546,471.37 | 546,471.37 | 546,471.37 | 546,471.37 | 546,471.37 | 548,820.67 |
| Interest transfer to Reserves | 5,600.84 | 7,098.00 | 7,098.00 | 12,168.00 | 12,168.00 | 13,451.35 |
| Transfer to Muni | 0.00 | 0.00 | 0.00 | (184,399.00) | (184,399.00) | (15,800.65) |
| | 552,072.21 | 553,569.37 | 553,569.37 | 374,240.37 | 374,240.37 | 546,471.37 |
| 102 Coastal and Climate Adaptation Reserve | | | | | | |
| Accumulated Reserves at Start of Year | 2,845,578.60 | 2,845,578.60 | 2,845,578.60 | 2,845,578.60 | 2,845,578.60 | 2,472,424.34 |
| Interest transfer to Reserves | 30,870.33 | 36,953.00 | 36,953.00 | 63,348.00 | 63,348.00 | 69,960.53 |
| Transfer from Muni | 276,528.00 | 276,528.00 | 276,528.00 | 538,044.00 | 538,044.00 | 527,732.00 |
| Transfer to Muni | 0.00 | 0.00 | 0.00 | (1,478,489.00) | (1,259,792.00) | (224,538.27) |
| | 3,152,976.93 | 3,159,059.60 | 3,159,059.60 | 1,968,481.60 | 2,187,178.60 | 2,845,578.60 |
| 144 Emergency Disaster Recovery Reserve | | | | | | |
| Accumulated Reserves at Start of Year | 72,781.94 | 72,781.94 | 72,781.94 | 72,781.94 | 72,781.94 | 50,000.00 |
| Interest transfer to Reserves | 836.77 | 945.00 | 945.00 | 1,620.00 | 1,620.00 | 1,781.54 |
| Transfer from Muni | 11,669.00 | 11,669.00 | 11,669.00 | 20,000.00 | 20,000.00 | 21,000.40 |
| | 85,287.71 | 85,395.94 | 85,395.94 | 94,401.94 | 94,401.94 | 72,781.94 |

City of BusseltonReserves Movement ReportFor The Period Ending 31 January 2020

| | 2019/2020 Actual | 2019/2020 Amended Budget YTD | 2019/2020 Original Budget YTD | 2019/2020 Amended Budget | 2019/2020 Original Budget | 2018/2019 Actual |
|--|-----------------------------|------------------------------------|-------------------------------------|--------------------------------|---------------------------------|-----------------------------|
| | \$ | \$ | \$ | \$ | \$ | \$ |
| 145 Energy Sustainability Reserve | | | | | | |
| Accumulated Reserves at Start of Year | 181,852.87 | 181,852.87 | 181,852.87 | 181,852.87 | 181,852.87 | 100,000.00 |
| Interest transfer to Reserves | 2,221.29 | 2,359.00 | 2,359.00 | 4,044.00 | 4,044.00 | 4,474.87 |
| Transfer from Muni | 58,331.00 | 58,331.00 | 58,331.00 | 130,000.00 | 130,000.00 | 100,000.00 |
| Transfer to Muni | 0.00 | 0.00 | 0.00 | (177,378.00) | (177,378.00) | (22,622.00) |
| | <u>242,405.16</u> | <u>242,542.87</u> | <u>242,542.87</u> | <u>138,518.87</u> | <u>138,518.87</u> | <u>181,852.87</u> |
| 146 Cemetery Reserve | | | | | | |
| Accumulated Reserves at Start of Year | 157,626.57 | 157,626.57 | 157,626.57 | 157,626.57 | 157,626.57 | 100,000.00 |
| Interest transfer to Reserves | 2,115.04 | 2,044.00 | 2,044.00 | 3,504.00 | 3,504.00 | 4,098.21 |
| Transfer from Muni | 81,081.00 | 81,081.00 | 81,081.00 | 139,000.00 | 139,000.00 | 77,321.95 |
| Transfer to Muni | 0.00 | 0.00 | 0.00 | (254,000.00) | (254,000.00) | (23,793.59) |
| | <u>240,822.61</u> | <u>240,751.57</u> | <u>240,751.57</u> | <u>46,130.57</u> | <u>46,130.57</u> | <u>157,626.57</u> |
| 341 Public Art Reserve | | | | | | |
| Accumulated Reserves at Start of Year | 86,198.07 | 86,198.07 | 86,198.07 | 86,198.07 | 86,198.07 | 229,685.21 |
| Interest transfer to Reserves | 375.37 | 1,120.00 | 1,120.00 | 1,920.00 | 1,920.00 | 5,697.86 |
| Transfer to Muni | 0.00 | 0.00 | 0.00 | (41,060.00) | (41,060.00) | (149,185.00) |
| | <u>86,573.44</u> | <u>87,318.07</u> | <u>87,318.07</u> | <u>47,058.07</u> | <u>47,058.07</u> | <u>86,198.07</u> |
| 121 Waste Management Facility and Plant Reserve | | | | | | |
| Accumulated Reserves at Start of Year | 7,867,210.16 | 7,867,210.16 | 7,867,210.16 | 7,867,210.16 | 7,867,210.16 | 7,881,068.17 |
| Interest transfer to Reserves | 74,835.77 | 102,172.00 | 102,172.00 | 175,152.00 | 175,152.00 | 200,860.10 |
| Transfer from Muni | 613,662.00 | 613,662.00 | 613,662.00 | 1,051,994.00 | 1,051,994.00 | 1,312,610.77 |
| Transfer to Muni | 0.00 | 0.00 | (800,000.00) | (4,816,140.00) | (5,616,140.00) | (1,527,328.88) |
| | <u>8,555,707.93</u> | <u>8,583,044.16</u> | <u>7,783,044.16</u> | <u>4,278,216.16</u> | <u>3,478,216.16</u> | <u>7,867,210.16</u> |
| 120 Strategic Projects Reserve | | | | | | |
| Accumulated Reserves at Start of Year | 257,162.94 | 257,162.94 | 257,162.94 | 257,162.94 | 257,162.94 | 226,213.20 |
| Interest transfer to Reserves | 2,765.85 | 19,362.00 | 19,362.00 | 33,192.00 | 33,192.00 | 5,949.74 |
| Transfer from Muni | 14,581.00 | 14,581.00 | 14,581.00 | 31,000.00 | 31,000.00 | 25,000.00 |
| Transfer to Muni | 0.00 | 0.00 | 0.00 | (78,925.00) | (78,925.00) | 0.00 |
| | <u>274,509.79</u> | <u>291,105.94</u> | <u>291,105.94</u> | <u>242,429.94</u> | <u>242,429.94</u> | <u>257,162.94</u> |
| 129 Untied Grants Reserve | | | | | | |
| Accumulated Reserves at Start of Year | 1,232,906.00 | 1,232,906.00 | 1,232,906.00 | 1,232,906.00 | 1,232,906.00 | 0.00 |
| Transfer from Muni | 0.00 | 0.00 | 0.00 | 0.00 | 0.00 | 1,232,906.00 |
| Transfer to Muni | (1,232,906.00) | (1,232,906.00) | (1,232,906.00) | (1,232,906.00) | (1,232,906.00) | 0.00 |
| | <u>0.00</u> | <u>0.00</u> | <u>0.00</u> | <u>0.00</u> | <u>0.00</u> | <u>1,232,906.00</u> |
| Total Cash Back Reserves | <u>64,347,774.97</u> | <u>64,421,973.66</u> | <u>63,571,284.66</u> | <u>42,849,065.66</u> | <u>42,611,399.66</u> | <u>55,590,217.66</u> |
| Summary Reserves | | | | | | |
| Accumulated Reserves at Start of Year | 55,590,217.66 | 55,590,217.66 | 55,590,217.66 | 55,590,217.66 | 55,590,217.66 | 47,978,518.20 |
| Interest transfer to Reserves | 601,673.11 | 721,945.00 | 721,945.00 | 1,237,620.00 | 1,237,620.00 | 1,413,166.97 |
| Transfer from Muni | 9,388,790.20 | 9,877,717.00 | 9,827,028.00 | 20,691,111.00 | 20,640,422.00 | 18,882,926.94 |
| Transfer to Muni | (1,232,906.00) | (1,767,906.00) | (2,567,906.00) | (34,669,883.00) | (34,856,860.00) | (12,684,394.45) |
| Closing Balance | <u>64,347,774.97</u> | <u>64,421,973.66</u> | <u>63,571,284.66</u> | <u>42,849,065.66</u> | <u>42,611,399.66</u> | <u>55,590,217.66</u> |



7. GENERAL DISCUSSION ITEMS

8. NEXT MEETING DATE

The next meeting will be held on 8 April 2020.

9. CLOSURE