



**City of Busselton**  
*Geographe Bay*

## **Finance Committee Agenda**

***20 June 2019***

ALL INFORMATION AVAILABLE IN VARIOUS FORMATS ON REQUEST

[city@busselton.wa.gov.au](mailto:city@busselton.wa.gov.au)

**CITY OF BUSSELTON**

**MEETING NOTICE AND AGENDA – 20 JUNE 2019**

---


**TO: THE MAYOR AND COUNCILLORS**

**NOTICE** is given that a meeting of the Finance Committee will be held in the the Committee Room, Administration Building, Southern Drive, Busselton on Thursday, 20 June 2019, commencing at 9.30am.

The attendance of Committee Members is respectfully requested.

**DISCLAIMER**

Statements or decisions made at Council meetings or briefings should not be relied on (or acted upon) by an applicant or any other person or entity until subsequent written notification has been given by or received from the City of Busselton. Without derogating from the generality of the above, approval of planning applications and building permits and acceptance of tenders and quotations will only become effective once written notice to that effect has been given to relevant parties. The City of Busselton expressly disclaims any liability for any loss arising from any person or body relying on any statement or decision made during a Council meeting or briefing.



---

**MIKE ARCHER**

**CHIEF EXECUTIVE OFFICER**

13 June 2019

CITY OF BUSSELTON

AGENDA FOR THE FINANCE COMMITTEE MEETING TO BE HELD ON 20 JUNE 2019

TABLE OF CONTENTS

<b>ITEM NO.</b>	<b>SUBJECT</b>	<b>PAGE NO.</b>
1.	DECLARATION OF OPENING AND ANNOUNCEMENT OF VISITORS .....	4
2.	ATTENDANCE .....	4
3.	PUBLIC QUESTION TIME .....	4
4.	DISCLOSURE OF INTERESTS.....	4
5.	CONFIRMATION OF MINUTES.....	4
5.1	Minutes of the Finance Committee Meeting held 16 May 2019 .....	4
6.	REPORTS .....	5
6.1	FINANCIAL ACTIVITY STATEMENTS - PERIOD ENDING 31 MAY 2019 .....	5
6.2	BUDGET AMENDMENT REQUEST / REVIEW .....	30
6.3	LIST OF PAYMENTS MADE - MAY 2019 .....	34
6.4	ACCOUNTING TREATMENT OF DEPOSITS AND BONDS .....	46
7.	GENERAL DISCUSSION ITEMS.....	51
8.	NEXT MEETING DATE.....	51
9.	CLOSURE .....	51

1. **DECLARATION OF OPENING AND ANNOUNCEMENT OF VISITORS**

2. **ATTENDANCE**

**Apologies**

3. **PUBLIC QUESTION TIME**

4. **DISCLOSURE OF INTERESTS**

5. **CONFIRMATION OF MINUTES**

5.1 **Minutes of the Finance Committee Meeting held 16 May 2019**





**RECOMMENDATION**

That the Minutes of the Finance Committee Meeting held 16 May 2019 be confirmed as a true and correct record.



## 6. REPORTS

### 6.1 FINANCIAL ACTIVITY STATEMENTS - PERIOD ENDING 31 MAY 2019

<b>SUBJECT INDEX:</b>	Budget Planning and Reporting
<b>STRATEGIC OBJECTIVE:</b>	Governance systems, process and practices are responsible, ethical and transparent.
<b>BUSINESS UNIT:</b>	Finance and Corporate Services
<b>ACTIVITY UNIT:</b>	Financial Services
<b>REPORTING OFFICER:</b>	Acting Manager Financial Services - Jeffrey Corker
<b>AUTHORISING OFFICER:</b>	Director Finance and Corporate Services - Tony Nottle
<b>VOTING REQUIREMENT:</b>	Absolute Majority
<b>ATTACHMENTS:</b>	Attachment A Statement of Financial Activity - Period Ended 31 May 2019  
	Attachment B Investment Report for the month of May 2019  

### PRÉCIS

Pursuant to Section 6.4 of the Local Government Act ('the Act') and Regulation 34(4) of the Local Government (Financial Management) Regulations ('the Regulations'), a local government is to prepare, on a monthly basis, a statement of financial activity that reports on the City's financial performance in relation to its adopted / amended budget.

This report has been compiled to fulfil the statutory reporting requirements of the Act and associated Regulations, whilst also providing the Council with an overview of the City's financial performance on a year to date basis for the period ending 31 May 2019.

### BACKGROUND

The Regulations detail the form and manner in which financial activity statements are to be presented to the Council on a monthly basis; and are to include the following:

- Annual budget estimates
- Budget estimates to the end of the month in which the statement relates
- Actual amounts of revenue and expenditure to the end of the month in which the statement relates
- Material variances between budget estimates and actual revenue/ expenditure/ (including an explanation of any material variances)
- The net current assets at the end of the month to which the statement relates (including an explanation of the composition of the net current position)

Additionally, and pursuant to Regulation 34(5) of the Regulations, a local government is required to adopt a material variance reporting threshold in each financial year. At its meeting of 25 July 2018, the Council adopted (C1807/138) the following material variance reporting threshold for the 2018/19 financial year:

"That pursuant to Regulation 34(5) of the *Local Government (Financial Management) Regulations*, the Council adopts a material variance reporting threshold with respect to financial activity statement reporting for the 2018/19 financial year as follows:

- Variances equal to or greater than 10% of the year to date budget amount as detailed in the Income Statement by Nature and Type/ Statement of Financial Activity report, however variances due to timing differences and/or seasonal adjustments are to be reported on a quarterly basis; and
- Reporting of variances only applies for amounts greater than \$25,000.”

## **STATUTORY ENVIRONMENT**

Section 6.4 of the Act and Regulation 34 of the Regulations detail the form and manner in which a local government is to prepare financial activity statements.

## **RELEVANT PLANS AND POLICIES**

There are no plans or policies directly relevant to this matter.

## **FINANCIAL IMPLICATIONS**

Any financial implications are detailed within the context of this report.

## **LONG-TERM FINANCIAL PLAN IMPLICATIONS**

Any long term financial implications are detailed within the context of this report.

## **STRATEGIC COMMUNITY OBJECTIVES**

This matter principally aligns with Key Goal Area 6 – ‘Leadership’ and more specifically Community Objective 6.1 - ‘Governance systems, process and practices are responsible, ethical and transparent’.

The achievement of the above is underpinned by the Council strategy to ‘ensure the long term financial sustainability of Council through effective financial management’.

## **RISK ASSESSMENT**

Risk assessments have been previously completed in relation to a number of ‘higher level’ financial matters, including timely and accurate financial reporting to enable the Council to make fully informed financial decisions. The completion of the monthly Financial Activity Statement report is a control that assists in addressing this risk.

## **CONSULTATION**

Consultation is not applicable in relation to this matter.

## **OFFICER COMMENT**

In order to fulfil statutory reporting requirements, and to provide the Council with a synopsis of the City’s overall financial performance on a full year basis, the following financial reports are attached here to:

- Statement of Financial Activity

This report provides details of the City’s operating revenues and expenditures on a year to date basis, by nature and type (i.e. description). The report has been further extrapolated to include details of non-cash adjustments and capital revenues and expenditures, to identify the City’s net current position; which reconciles with that reflected in the associated Net Current Position report.

▪ Net Current Position

This report provides details of the composition of the net current asset position on a full year basis, and reconciles with the net current position as per the Statement of Financial Activity.

▪ Capital Acquisition Report

This report provides full year budget performance (by line item) in respect of the following capital expenditure activities:

- Land and Buildings
- Plant and Equipment
- Furniture and Equipment
- Infrastructure

▪ Reserve Movements Report

This report provides summary details of transfers to and from reserve funds, and also associated interest earnings on reserve funds, on a full year basis.

Additional reports and/or charts are also provided as required to further supplement the information comprised within the statutory financial reports.

### COMMENTS ON FINANCIAL ACTIVITY TO 31 MAY 2019

The Statement of Financial Activity for the period ending 31 May 2019 shows an overall Net Current Position "Surplus" of \$4.1M. The following summarises the major variances in accordance with Council's adopted material variance reporting threshold that collectively make up the above difference:

Description	2018/2019 Actual	2018/2019 Amended Budget YTD	2018/2019 Amended Budget	2018/19 YTD Bud Variance	2018/19 YTD Bud Variance
	\$	\$	\$	%	\$
<b>Revenue from Ordinary Activities</b>					
Other Revenue	1,072,055	326,826	362,981	228.02%	745,229
Profit on Asset Disposal	103,947	82,137	82,137	26.55%	21,810
<b>Expenses from Ordinary Activities</b>					
Materials & Contracts	(14,909,912)	(18,454,420)	(20,225,500)	19.21%	3,544,508
Depreciation	(20,253,479)	(17,519,304)	(19,070,922)	-15.61%	(2,734,175)
Asset Adjustments as per Changes to Regulations (OAG)	(1,147,545)	0	0	0	(1,147,545)
Insurance Expenses	(713,980)	(591,974)	(698,808)	-20.61%	(122,006)
Other Expenditure	(2,603,180)	(4,329,729)	(4,862,439)	39.88%	1,726,549
Allocations	1,838,344	1,574,778	1,723,162	-16.74%	263,566
Loss on Asset Disposals	(46,370)	(33,134)	(34,577)	-39.95%	-13,236
<b>Non-Operating Grants, Subsidies and Contributions</b>					
	4,265,125	16,502,588	32,471,094	-74.15%	(12,237,463)
<b>Capital Revenue &amp; (Expenditure)</b>					
Land & Buildings	(1,093,178)	(16,626,044)	(17,986,501)	93.42%	15,532,866
Plant & Equipment	(2,735,555)	(6,462,900)	(6,900,100)	57.67%	3,727,345
Furniture & Equipment	(318,768)	(771,258)	(890,640)	58.67%	452,490
Infrastructure	(20,386,022)	(34,435,366)	(37,644,708)	40.80%	14,049,344
Proceeds from Sale of Assets	773,141	974,550	1,045,950	-20.67%	(201,409)

Proceeds from New Loans	2,730,000	3,150,000	3,150,000	-13.33%	(420,000)
Advances to Com. Groups	0	(150,000)	(150,000)	100.00%	150,000
Transfer to Restricted Assets	(1,155,151)	(505,326)	(551,000)	-128.60%	(649,825)
Transfer from Restricted Assets	8,652,354	11,663,540	14,530,252	-25.82%	(3,011,186)
Transfer from Reserves	5,400,819	12,958,790	27,075,171	-58.32%	(7,557,971)

### **Revenue from Ordinary Activities:**

YTD actual income from ordinary activities is \$700K more than expected when compared to YTD budget with the following items meeting the material variance reporting threshold being;

1. Other Revenue is \$745K better than YTD budget. In part this variance is due to better than expected returns on the sale of scrap metal by \$240k. IT lease buybacks reflect additional income of \$544k which is offset by additional expenses in the IT leasing account 3381. There are many other variances however they are all below the reporting threshold.
2. Profit on asset disposal is \$22k better than YTD budget. This line item is an accounting book entry to recognise profit on asset disposal and as a consequence will not affect the City's "cash" position.

### **Expenses from Ordinary Activities**

Expenditure from ordinary activities, excluding depreciation, allocations and asset adjustments as per amended regulations (i.e. remove assets less than \$5k from assets register and place in portable and attractive register), is \$6.1M less than expected when compared to YTD budget with the following items meeting the material variance reporting threshold;

#### **1. Materials and Contracts:**

The main items affected are listed below:

Cost Code	Cost Code Description / GL Activity	Variance YTD \$
<b><u>Finance and Corporate Services</u></b>		
10250	Information & Communication Technology Services	(461,279)
10300	Records	32,749
10251	Business Systems	56,645
10500	Legal and Compliance Services	79,469
<b><u>Community and Commercial Services</u></b>		
10630	Property and Business Development	29,872
B1361	YCAB (Youth Precinct Foreshore)	35,101
11151	Airport Operations	42,760
10590	Naturaliste Community Centre	51,543
10380	Busselton Library	70,247
10600	Busselton Jetty Tourist Park	92,831
<b><u>Planning and Development Services</u></b>		
10925	Preventative Services - CLAG	38,439
10931	Protective Burning & Firebreaks-Reserves	47,548
10820	Strategic Planning	64,608
10830	Environmental Management Administration	69,846
11170	Meelup Regional Park	108,270

Cost Code	Cost Code Description / GL Activity	Variance YTD \$
<b><u>Engineering and Works Services</u></b>		
M9998	Street Side Spraying Urban Areas	(39,152)
C8500	Cycle Ways Maintenance Busselton	(37,727)
G0031	Dunsborough Waste Facility	(36,895)
M0005	Ludlow-Hithergreen Road	(34,014)
G0030	Busselton Transfer Station	(33,732)
M9970	Tree Removal and Clean-up	(26,161)
11300	Sanitation Waste Services Administration	25,371
R0750	Barnard Park Ovals	28,004
12600	Street & Drain Cleaning	28,008
10115	Major Projects Administration	29,700
R0822	Lavender Park (Provence)	30,094
R0821	Avignon Park (Provence)	30,853
11162	Busselton Jetty - Underwater Observatory	34,816
F9999	Footpaths Maintenance	36,330
G0010	Domestic Recycling Collections	36,884
G0034	External Waste Disposal	37,768
B1000	Administration Building- 2-16 Southern Drive	39,079
R0820	Almond Green Park (Provence)	42,715
11108	Rural Intersection (Lighting) Compliance	43,768
11106	Street Lighting Installations	49,472
R2001	Tree Planting - Urban Verges	57,270
G0033	Green Waste	58,560
A6004	Pedestrian Bridge (Port Geographe)	58,663
B1514	Asbestos Removal & Replacement	68,750
12620	Rural-Tree Pruning	75,617
R0004	Busselton Foreshore Precinct (not including Skate Park)	76,659
G0032	Rubbish Sites Development	91,663
11301	Regional Waste Management Administration	110,000
A9999	Miscellaneous Bridge Maintenance	115,676
11101	Engineering Services Administration	126,577
M9999	Road Maintenance Bal Of Budget	351,421
11160	Busselton Jetty	649,266
B1401	Old Butter Factory	801,570

## 2. Depreciation:

There is an overall variance in depreciation of \$2.7M, however it should be noted that this is a non-cash item and does not impact on the City's surplus position. The variance can be attributed to the final adjustments made at year end for donated assets, Airport infrastructure additions and Fair Valuation of infrastructure assets being completed post budget adoption and the increase in valuation was unable to be included in the 2018/2019 budget.

### 3. Asset Adjustments as per Changes to Regulations:

Amendments to Regulation 17A will now exclude assets in a local Government annual financial report if valued under \$5000. Regulation 17 (5) states “An asset is to be excluded from the assets of a local government if the fair value of the asset as at the date of acquisition by the local government is under \$5 000”.

A full review has now been conducted and in consultation with the Office of Auditor General and the City auditors an accepted methodology has been now endorsed in order to ensure that the City’s financial reports do not contravene the requirement of the amended Regulations. It was determined that all assets equal to or below the \$5k threshold will be removed from the asset register and placed in the City’s portable and attractive register in order to assist in stock takes and the security of City’s property. The exception to this, is where assets fall below the \$5K threshold, but form part of “parent” asset (i.e. an asset that is made of many individual components that are all required in order to function as a unit) then these assets will remain within the asset register and be capitalised accordingly.

The end result of this process initiated the expensing of assets in accordance with Regulations to the amount of \$1,147,545.

### 4. Insurance:

There is a year to date variance in insurance costs of \$122K. This is a timing issue only which relates to the fleet management business unit insurance budget being projected to occur in period 12 (i.e. June) whereas the actual expenditure was incurred in period 1 (i.e. July).

### 5. Other Expenditure:

There is an YTD variance in other costs of \$1.7M less than year to date budget. The main items affected are listed below:

Cost Code	Cost Code Description / GL Activity	Variance YTD
<b><u>Executive Services</u></b>		
10001	Executive Services	52,926
<b><u>Finance and Corporate Services</u></b>		
10618	Winderlup Court Aged Housing	52,357
10700	Public Relations	63,188
10000	Members of Council	81,299
<b><u>Community and Commercial Services</u></b>		
12631	Peel Terrace Building & Surrounds	(33,216)
10540	Recreation Administration	35,758
10548	Half Iron	42,350
10530	Community Services Administration	133,798
11156	Airport Development Operations	1,375,000
<b><u>Planning and Development Services</u></b>		
10942	Bushfire Risk Management Planning - DFES	(39,283)
10805	Planning Administration	45,590
<b><u>Engineering and Works Services</u></b>		
G0042	BTS External Restoration Works	(226,517)
11160	Busselton Jetty	25,000
B1223	Micro Brewery - Public Ablution	110,000

With regard to the \$1.375M variance associated with the Airport marketing incentive, it is not anticipated that this expense will be incurred this year. However this will not constitute a saving as this

cost is reserve backed, hence if expenditure is not incurred, then it follows that the transfer from reserve will also not be processed. All other items above have been classified as timing differences.

#### **6. Allocations**

In addition to administration based allocations which clear each month, this category also includes plant and overhead related allocations. Due to the nature of these line items, the activity reflects as a net offset against operating expenditure, in recognition of those expenses that are of a capital nature (and need to be recognised accordingly). It should be noted that performance in the category has no direct impact on the closing position.

#### **7. Loss on Sale of Assets**

Loss on asset disposal is \$13k higher than YTD budget. This line item is an accounting book entry to recognise loss on asset disposal and as a consequence will not affect the City's "cash" position.

#### **8. Non-Operating Grants, Subsidies and Contributions:**

Non-Operating Grants, Subsidies and Contributions are less than YTD budget by \$12.2M with the main items impacting on the above result being the timing of the receipt of funding which is also offset with less than anticipated capital expenditure at this time;

Cost Code	Cost Code Description	Variance YTD
<b>Finance and Corporate Services</b>		
10239	Contributions - Public Art (Percent for Art)	(1,073,747)
10240	Contributions - Contribution to Works	(150,405)
10250	Capital Grants-Other (Federal)	140,044
<b>Community and Commercial Services</b>		
C6099	Capital Grants-Other (Federal)	(8,946,609)
10900	Donated Assets	37,000
C6086	Capital Grants-Other (Federal)	675,556
<b>Planning and Development Services</b>		
B9109	Hithergreen Building Renovations	(68,886)
B1013	Dunsborough Bushfire Brigade	(178,300)
B1024	Willyabrup Bushfire Brigade	(178,300)
B1015	Hithergreen District Bushfire Brigade	(465,200)
B1026	Yallingup Rural Bushfire Brigade	(597,600)
<b>Engineering and Works Services</b>		
C3168	Capital Grants-Other (Federal)	(308,221)
S0051	Capital Grant-Department of Main Roads	(258,337)
S0064	Capital Grant-Department of Main Roads	(172,225)
S0035	Capital Grant-Department of Main Roads	(165,000)
C0049	Capital Grants - Other (State)	(157,443)
C2528	Capital Grants - Other (State)	(125,000)
C3112	Capital Grants - Other (State)	(100,000)
C3150	Contributions - Capital Activities	(96,715)
S0069	Capital Grant-Department of Main Roads	(86,112)
C2523	Capital Grants - Other (State)	(75,000)
C2512	Capital Grants - Other (State)	(55,000)
D0017	Capital Grant-Department of Main Roads	(46,500)
F1018	Capital Grants - Other (State)	(32,087)
S0068	Contributions - Capital Activities	74,500

W0026	Capital Grant-Department of Main Roads	120,000
-------	--	---------

### **9. Capital Expenditure**

As at 31 May 2019, there is a variance of -58% or -\$33.8M in total capital expenditure with YTD actual at -\$24.5M against YTD budget of -\$58.3M.

The airport development makes up for \$14.5M (main variance relates to the Airport terminal \$11.8M), Busselton Tennis Club infrastructure \$1.38M, Plant and Equipment \$3.7M, Council roads initiative projects \$0.9M, Eastern link Busselton traffic study \$2.5M, Dunsborough land purchase for parking \$1.3M, Main roads projects \$1.4M, parks, gardens and reserves \$685K, sanitation infrastructure \$1.2M, beach restoration \$1.1M, Busselton Senior Citizens \$678K, Dunsborough cycleway CBD to Our Lady of the Cape School -\$154K (i.e. over YTD budget), furniture and equipment \$452K, Busselton jetty tourist park upgrade \$208K, beach front infrastructure \$72K, Geographe Leisure Centre pool relining \$50K, energy efficiency initiatives (various buildings) \$84K, boat ramp construction \$362K, major projects Lou Weston oval \$625K, Busselton foreshore infrastructure \$770K, Busselton foreshore buildings \$219K, bridge construction \$222k, and depot wash down facility upgrade \$100k.

These items of under expenditure also assists in explaining the above current YTD shortfall in Non-Operating Grants.

The attachments to this report include detailed listings of the following capital expenditure (project) items, to assist in reviewing specific variances.

### **10. Proceeds from Loans/ Advances to Community Groups**

As at 31 May 2019, there is a variance of \$420K which relates to the budgeted drawdown of loans that has now mainly occurred, however to a lesser extent than anticipated. The two main loans raised that varied from the budget are;

- Busselton Tennis Club loan budgeted to drawdown \$1.5M, however actual drawdown was \$1.25M (variance \$250k) ; and
- Air Freight Hub Stage 1 loan budgeted to drawdown \$1.5M, however actual draw down was \$1.48M (variance \$20k);

With regard to the self-supporting loan for community groups, it is not expected that this will occur, hence the contra entry "advances to community groups" as a consequence will also not be required. The transactions associated with self-supporting loans is ordinarily cost neutral to the City, therefore this transaction will have no effect on the City's net current position.

### **11. Transfer to Restricted Assets**

There is a YTD variance for transfer to restricted assets of \$649k more than year to date budget. The reason for this is as follows:

- Transfer to deposits and bonds of \$1M as opposed to a budget of \$0. These funds do not have a budget allocation as they are not able to be reliably measured and will be subject to a Council report in June 2019;
- Transfer to contributions to works has fallen short of anticipated budget by -\$150K,
- Transfer to restricted grants (interest) has fallen short of budget by -\$200k.



### **12. Transfer from Restricted Assets**

There is a YTD variance for transfer from restricted assets of \$3M less than year to date budget. The reason for this is as follows:

- Transfer for Airport noise mitigation of \$869k will not proceed this year and has been relisted on the 2019/20 budget;
- Transfer for Airport marketing of \$1.5M will not proceed this year and has been relisted on the 2019/20 budget;
- Transfer for unspent loans relating to Busselton Tennis Club is under budget by \$955K.

### **13. Transfer from Reserves**

There is a YTD variance for transfer from reserves of \$7.5M less than year to date budget. The reason for this is mainly due to the need to do a full analysis at the end of year in order to determine the authorised final expenditure that can be recouped in accordance with the purpose of the reserve. Traditionally the City has made any transfers possible during the year (once acquisitions/ works are completed) with the bulk of the transfers being made in June.

### **Investment Report**

As at 31st May 2019 the value of the City's invested funds totalled \$71.95M, down from \$73.95M as at 30th April March. The decrease is due to the withdrawal of funds from Term Deposits as required to meet expenditure.

During the month of April five term deposits held with four different institutions totalling \$13.5M matured. Three, totalling \$7.5M; were renewed for a further 110 days at 2.26% (on average). Two, totalling \$6.0M; were closed to provide readily available cash for the coming months.

The balance of the 11am account (an intermediary account which offers immediate access to the funds compared to the term deposits and a higher rate of return compared to the cheque account) increased by \$4.0M with funds from closed term deposits temporarily held there.

The balance of the Airport Development ANZ accounts remained steady

The RBA left official rates on hold during May but decreased them by 0.25% in June. Term deposit renewal rates had been pricing in a drop for some weeks and returns are noticeably lower. The drop will decrease the return on cash accounts including the 11am account. Financial markets are predicting further falls. The Interest return on Council's investments will fall accordingly.

### **Chief Executive Officer – Corporate Credit Card**

Details of monthly (April to May) transactions made on the Chief Executive Officer's corporate credit card are provided below to ensure there is appropriate oversight and awareness of credit card transactions made.

Date	Amount	Payee	Description
		No expenses recorded during the period	

### **CONCLUSION**

As at 31 May 2019, the financial performance for the City of Busselton is considered satisfactory based on the information received from directorates and the recent budget review.

### **OPTIONS**

The Statements of Financial Activity are presented in accordance with Section 6.4 of the Act and Regulation 34 of the Regulations and are to be received. Council may wish to make additional resolutions as a result of having received these reports.

**TIMELINE FOR IMPLEMENTATION OF OFFICER RECOMMENDATION**

Not Applicable

**OFFICER RECOMMENDATION**

That the Council receives the statutory financial activity statement reports for the period ending 31 May 2019, pursuant to Regulation 34(4) of the Local Government (Financial Management) Regulations.

**City of Busselton**

**Statement of Financial Activity**

**For The Period Ending 31 May 2019**

	2018/2019 Actual	2018/2019 Amended Budget YTD	2018/2019 Original Budget YTD	2018/2019 Amended Budget	2018/2019 Original Budget	2018/19 YTD Bud (A) Variance
	\$	\$	\$	\$	\$	%
<b>Revenue from Ordinary Activities</b>						
Rates	48,698,326	48,520,903	48,520,903	48,575,646	48,575,646	0.37%
Operating Grants, Subsidies and Contributions	4,203,545	4,493,488	3,234,358	5,423,780	3,747,650	-6.45%
Fees & Charges	15,163,428	15,207,840	15,174,840	15,861,160	15,828,160	-0.29%
Other Revenue	1,072,055	326,826	301,585	362,981	337,740	228.02%
Interest Earnings	2,206,003	2,112,791	2,112,791	2,283,760	2,283,760	4.41%
	<b>71,343,357</b>	<b>70,661,848</b>	<b>69,344,477</b>	<b>72,507,327</b>	<b>70,772,956</b>	<b>0.96%</b>
<b>Expenses from Ordinary Activities</b>						
Employee Costs	(27,840,421)	(28,739,295)	(28,694,295)	(31,260,454)	(31,215,454)	3.13%
Materials & Contracts	(14,909,912)	(18,454,420)	(16,875,960)	(20,225,500)	(18,621,467)	19.21%
Utilities (Gas, Electricity, Water etc)	(2,212,206)	(2,354,278)	(2,354,278)	(2,569,240)	(2,569,240)	6.03%
Depreciation on non current assets	(20,253,479)	(17,519,304)	(17,519,304)	(19,070,922)	(19,070,922)	-15.61%
Asset Adjustments as per Changes to Regulations (OAG)	(1,147,545)	0	0	0	0	0.00%
Insurance Expenses	(713,980)	(591,974)	(591,974)	(698,808)	(698,808)	-20.61%
Other Expenditure	(2,603,180)	(4,329,729)	(4,241,568)	(4,862,439)	(4,770,041)	39.88%
Allocations	1,838,344	1,574,778	1,574,778	1,723,162	1,723,162	-16.74%
	<b>(67,842,379)</b>	<b>(70,414,222)</b>	<b>(68,702,601)</b>	<b>(76,964,201)</b>	<b>(75,222,770)</b>	<b>3.65%</b>
<b>Borrowings Cost Expense</b>						
Interest Expenses	(1,022,878)	(1,094,654)	(1,094,654)	(1,374,387)	(1,374,387)	6.56%
	<b>(1,022,878)</b>	<b>(1,094,654)</b>	<b>(1,094,654)</b>	<b>(1,374,387)</b>	<b>(1,374,387)</b>	<b>6.56%</b>
Non-Operating Grants, Subsidies and Contributions	4,265,125	16,502,588	14,475,879	32,471,094	30,347,185	-74.15%
Profit on Asset Disposals	103,947	82,137	82,137	82,137	82,137	26.55%
Loss on Asset Disposals	(46,370)	(33,134)	(33,134)	(34,577)	(34,577)	-39.95%
	<b>4,322,702</b>	<b>16,551,591</b>	<b>14,524,882</b>	<b>32,518,654</b>	<b>30,394,745</b>	<b>-73.88%</b>
<b>Net Result</b>	<b>6,800,802</b>	<b>15,704,563</b>	<b>14,072,104</b>	<b>26,687,393</b>	<b>24,570,544</b>	<b>-56.70%</b>
<b>Adjustments for Non-cash Revenue &amp; Expenditure</b>						
Depreciation	20,253,479	17,519,304	17,519,304	19,070,922	19,070,922	
Asset Adjustments as per Changes to Regulations (OAG)	1,147,545	0	0	0	0	
Donated Assets	(48,000)	(5,000)	(5,000)	(8,365,000)	(8,365,000)	
(Profit)/Loss on Sale of Assets	(57,577)	(49,003)	(49,003)	(47,560)	(47,560)	
Allocations & Other Adjustments	(34,917)	0	0	(105,000)	0	
Deferred Pensioner Movements (Non-current)	10,233	0	0	0	0	
Recording of Employee Benefit Provisions (NC)	0	0	0	0	0	
Deposit & Bonds Movements (cash backed NC)	(967,006)	0	0	0	0	
<b>Capital Revenue &amp; (Expenditure)</b>						
Land & Buildings	(1,093,178)	(16,626,044)	(16,258,163)	(17,986,501)	(17,618,620)	93.42%
Plant & Equipment	(2,735,555)	(6,462,900)	(5,023,500)	(6,900,100)	(5,363,500)	57.67%
Furniture & Equipment	(318,768)	(771,258)	(764,258)	(890,640)	(883,640)	58.67%
Infrastructure	(20,386,022)	(34,435,366)	(33,654,419)	(37,644,708)	(36,804,070)	40.80%
Proceeds from Sale of Assets	773,141	974,550	974,550	1,045,950	1,045,950	-20.67%
Proceeds from New Loans	2,730,000	3,150,000	3,150,000	3,150,000	3,150,000	-13.33%
Self Supporting Loans - Repayment of Principal	61,735	67,986	67,986	79,253	79,253	-9.19%
Total Loan Repayments - Principal	(2,526,489)	(2,505,099)	(2,505,099)	(3,155,395)	(3,155,395)	-0.85%
Advances to Community Groups	0	(150,000)	(150,000)	(150,000)	(150,000)	100.00%
Transfer to Restricted Assets	(1,155,151)	(505,326)	(505,326)	(551,000)	(551,000)	-128.60%
Transfer from Restricted Assets	8,652,354	11,663,540	11,557,210	14,530,252	14,423,922	-25.82%
Transfer to Reserves	(15,937,666)	(16,555,984)	(16,470,779)	(19,354,328)	(19,269,123)	3.73%
Transfer from Reserves	5,400,819	12,958,790	12,958,790	27,075,171	26,356,026	-58.32%
Opening Funds Surplus/ (Deficit)	3,511,291	3,511,291	3,511,291	3,511,291	3,511,291	
<b>Net Current Position - Surplus / (Deficit)</b>	<b>4,081,070</b>	<b>(12,515,956)</b>	<b>(11,574,312)</b>	<b>0</b>	<b>0</b>	

**City of Busselton**

**Net Current Position**

**For The Period Ending 31 May 2019**

	2018/19 Actual	2018/19 Amended Budget	2018/19 Original Budget	2017/18 Actual
	\$	\$	\$	\$
<b>NET CURRENT ASSETS</b>				
<b>CURRENT ASSETS</b>				
Cash - Unrestricted	2,667,337	1,577,000	1,577,000	4,885,287
Cash - Restricted	70,466,487	45,827,957	46,568,227	67,528,052
Sundry Debtors	1,042,990	2,800,000	2,800,000	3,078,872
Rates Outstanding - General	2,028,122	1,100,000	1,100,000	1,262,372
Stock on Hand	16,543	23,000	23,000	23,671
	<u>76,221,479</u>	<u>51,327,957</u>	<u>52,068,227</u>	<u>76,778,254</u>
<b>LESS: CURRENT LIABILITIES</b>				
Bank Overdraft	0	0	0	0
Sundry Creditors	1,673,922	5,500,000	5,500,000	5,738,911
Performance Bonds	2,851,555	3,818,562	3,818,562	3,818,562
	<u>4,525,477</u>	<u>9,318,562</u>	<u>9,318,562</u>	<u>9,557,473</u>
Current Position (inclusive of Restricted Funds)	71,696,002	42,009,395	42,749,665	67,220,781
Add: Cash Backed Liabilities (Deposits & Bonds)	2,851,555	3,818,562	3,818,562	3,818,562
Less: Cash - Restricted Funds	(70,466,487)	(45,827,957)	(46,568,227)	(67,528,052)
<b>NET CURRENT ASSET POSITION</b>	<u><u>4,081,070</u></u>	<u><u>0</u></u>	<u><u>0</u></u>	<u><u>3,511,291</u></u>

**City of Bussetton**

**Capital Acquisition Report**

**Property, Plant & Equipment, Infrastructure**

**For the Period Ended 31 May 2019**

Description	2018/19 Actual	2018/19 Amended Budget YTD	2018/19 Original Budget YTD	2018/19 Amended Budget	2018/19 Original Budget	2018/19 Budget YTD Variance
	\$	\$	\$	\$	\$	%
<b>&gt;&gt; Property, Plant &amp; Equipment</b>						
<b>Land</b>						
10610 Property Services Administration	0	50,000	50,000	100,000	100,000	-100.00%
10930 Fire Prevention Council	170,000	200,000	200,000	200,000	200,000	-15.00%
10970 Parking Control	0	1,300,000	1,300,000	1,300,000	1,300,000	-100.00%
11300 Sanitation Waste Services Administration	50,000	0	0	50,000	50,000	0.00%
	<u>220,000</u>	<u>1,550,000</u>	<u>1,550,000</u>	<u>1,650,000</u>	<u>1,650,000</u>	<u>-85.81%</u>
<b>Buildings</b>						
<b>Major Projects</b>						
<b>Major Project - Bussetton Foreshore</b>						
B9570 Foreshore East-Youth Precinct Community Youth Building/SLSC	9,190	11,649	11,649	12,710	12,710	-21.11%
B9583 Railway House	18,010	16,830	16,830	18,360	18,360	7.01%
B9600 Old Vasse Lighthouse	2,600	220,000	220,000	220,000	220,000	-98.82%
	<u>29,800</u>	<u>248,479</u>	<u>248,479</u>	<u>251,070</u>	<u>251,070</u>	<u>-88.01%</u>
<b>Major Project - Library Expansion</b>						
B9516 Bussetton Library Upgrade	0	10,000	10,000	11,000	11,000	-100.00%
	<u>0</u>	<u>10,000</u>	<u>10,000</u>	<u>11,000</u>	<u>11,000</u>	<u>-100.00%</u>
<b>Major Project - Administration Building</b>						
B9010 Civic and Administration Centre Minor Upgrades	31,559	87,076	87,076	95,000	95,000	-63.76%
	<u>31,559</u>	<u>87,076</u>	<u>87,076</u>	<u>95,000</u>	<u>95,000</u>	<u>-63.76%</u>
<b>Buildings (Other)</b>						
B9109 Hithergreen Building Renovations	0	68,886	0	68,886	0	-100.00%
B9112 Ambergate Bushfire Brigade Shed	310,401	348,381	150,381	362,055	164,055	-10.90%
B9113 Vasse Bushfire Brigade Appliance Bay Facility	8,655	8,655	0	8,655	0	0.00%
B9114 Sussex BFB Concrete Apron	8,655	8,655	0	8,655	0	0.00%
B9300 Aged Housing Capital Improvements - Winderlup	69,782	90,000	55,000	95,000	60,000	-22.46%
B9301 Aged Housing Capital Improvements - Harris Road	47,883	44,165	44,165	48,200	48,200	8.42%
B9302 Aged Housing Capital Improvements - Winderlup Court (City)	13,566	46,750	46,750	51,000	51,000	-70.98%
B9407 Bussetton Senior Citizens	9,152	687,500	687,500	750,000	750,000	-98.67%
B9511 ArtGeo Building	0	66,913	66,913	73,000	73,000	-100.00%
B9512 GLC Aerobic Additions / Sauna Room	30,000	30,000	30,000	30,000	30,000	0.00%
B9517 GLC - Pool Relining	0	50,000	50,000	50,000	50,000	-100.00%
B9528 GLC - Plant Room	52,256	55,085	55,085	57,819	57,819	-5.14%
B9538 Weld Theatre	6,235	15,000	15,000	15,000	15,000	-58.44%
B9556 NCC Upgrade	92,133	107,172	107,172	107,818	107,818	-14.03%
B9588 Old Court House Building Upgrade	0	68,750	68,750	75,000	75,000	-100.00%
B9591 Performing Arts Convention Centre	41,054	45,837	45,837	50,000	50,000	-10.43%
B9596 GLC Building Improvements	83,792	260,000	260,000	260,000	260,000	-67.77%
B9604 Womens Change Facility Bovell	0	74,935	26,250	83,685	35,000	-100.00%
B9605 Energy Efficiency Initiatives (Various Buildings)	8,040	91,663	91,663	100,000	100,000	-91.23%
B9716 Airport Terminal Stage 2	(15,346)	11,838,750	11,838,750	12,915,000	12,915,000	-100.13%
B9717 Airport Construction, Existing Terminal Upgrade	0	458,337	458,337	500,000	500,000	-100.00%
B9804 Bin Jetty Tourist Park Home	39,126	50,655	50,655	55,258	55,258	-22.76%
B9808 Bussetton Jetty Tourist Park Upgrade	6,435	214,400	214,400	214,400	214,400	-97.00%
	<u>811,819</u>	<u>14,730,489</u>	<u>14,362,608</u>	<u>15,979,431</u>	<u>15,611,550</u>	<u>-94.49%</u>
<b>Total Buildings</b>	<b>873,178</b>	<b>15,076,044</b>	<b>14,708,163</b>	<b>16,336,501</b>	<b>15,968,620</b>	<b>-94.21%</b>
<b>Plant &amp; Equipment</b>						
10250 Information & Communication Technology Services	0	15,000	15,000	15,000	15,000	-100.00%
10251 Business Systems	37,709	40,000	40,000	40,000	40,000	-5.73%
10360 Customer Services	36,635	40,000	40,000	40,000	40,000	-8.41%
10502 Community & Commercial Services Support	47,995	50,000	50,000	50,000	50,000	-4.01%
10530 Community Services Administration	37,605	40,000	40,000	40,000	40,000	-5.99%
10630 Property and Business Development	31,292	35,000	35,000	35,000	35,000	-10.59%
10800 Planning Directorate Support	43,578	50,000	50,000	50,000	50,000	-12.84%
10808 Compliance Services	35,627	40,000	40,000	40,000	40,000	-10.93%
10820 Strategic Planning	37,605	40,000	40,000	40,000	40,000	-5.99%
10920 Environmental Health Services Administration	38,885	40,000	40,000	40,000	40,000	-2.79%
10930 Fire Prevention Council	0	0	0	0	0	0.00%
10940 Fire Prevention DFES	55,537	55,000	55,000	55,000	55,000	0.98%
10980 Other Law, Order & Public Safety	31,877	35,000	35,000	35,000	35,000	-8.92%

**City of Bussetton**

**Capital Acquisition Report**

**Property, Plant & Equipment, Infrastructure**

**For the Period Ended 31 May 2019**

Description	2018/19 Actual	2018/19 Amended Budget YTD	2018/19 Original Budget YTD	2018/19 Amended Budget	2018/19 Original Budget	2018/19 Budget YTD Variance
11000 Engineering & Works Services Support	55,000	50,000	50,000	50,000	50,000	10.00%
11101 Engineering Services Administration	33,844	35,000	35,000	35,000	35,000	-3.30%
11107 Engineering Services Design	34,071	35,000	35,000	35,000	35,000	-2.65%
11156 Airport Development Operations	111,350	112,500	112,500	150,000	150,000	-1.02%
11300 Sanitation Waste Services Administration	36,816	40,000	40,000	40,000	40,000	-7.96%
11401 Transport - Workshop	14,235	111,000	111,000	111,000	111,000	-87.18%
11402 Plant Purchases (P10)	857,550	1,947,000	1,927,000	1,947,000	1,927,000	-55.96%
11403 Plant Purchases (P11)	320,909	805,500	805,500	805,500	805,500	-60.16%
11404 Plant Purchases (P12)	702,606	1,180,000	1,180,000	1,470,000	1,470,000	-40.46%
11407 P&E - P&G Smart Technologies	7,598	137,500	137,500	150,000	150,000	-94.47%
11500 Operations Services Administration	110,958	110,000	110,000	110,000	110,000	0.87%
B1013 Dunsborough Bushfire Brigade	0	178,300	0	178,300	0	-100.00%
B1015 Hithergreen District Bushfire Brigade	0	465,200	0	465,200	0	-100.00%
B1024 Wilyabrup Bushfire Brigade	0	178,300	0	178,300	0	-100.00%
B1026 Yallingup Rural Bushfire Brigade	0	597,600	0	597,600	0	-100.00%
B1029 Bussetton Branch SES	1,272	0	0	97,200	0	0.00%
G0030 Bussetton Transfer Station	7,500	0	0	0	0	0.00%
G0031 Dunsborough Waste Facility	7,500	0	0	0	0	0.00%
	2,735,555	6,462,900	5,023,500	6,900,100	5,363,500	-57.67%
<b>Furniture &amp; Office Equipment</b>						
10250 Information & Communication Technology Services	8,538	42,515	42,515	46,400	46,400	-79.92%
10251 Business Systems	155,892	236,918	236,918	258,500	258,500	-34.20%
10530 Community Services Administration	0	4,587	4,587	5,000	5,000	-100.00%
10590 Naturaliste Community Centre	0	8,057	8,057	16,110	16,110	-100.00%
10591 Geopraphe Leisure Centre	12,700	59,974	59,974	63,600	63,600	-78.82%
10625 Art Geo Administration	10,000	12,000	12,000	12,000	12,000	-16.67%
10900 Cultural Planning	102,000	154,283	147,283	159,030	152,030	-33.89%
11156 Airport Development Operations	29,637	225,000	225,000	300,000	300,000	-86.83%
11160 Bussetton Jetty	0	4,587	4,587	5,000	5,000	-100.00%
B1361 YCAB (Youth Precinct Foreshore)	0	23,337	23,337	25,000	25,000	-100.00%
	318,768	771,258	764,258	890,640	883,640	-58.67%
<b>Sub-Total Property, Plant &amp; Equipment</b>	<b>4,147,501</b>	<b>23,860,202</b>	<b>22,045,921</b>	<b>25,777,241</b>	<b>23,865,760</b>	<b>-82.62%</b>
<b>&gt;&gt; Infrastructure</b>						
<b>Major Project - Bussetton Foreshore</b>						
C0029 Queen West Foreshore Carpark	178,552	186,087	186,087	203,000	203,000	-4.05%
C3065 Signal Park	48,599	66,000	66,000	72,000	72,000	-26.37%
C3094 Bussetton Foreshore - Stage 3	26,815	196,705	263,670	220,672	287,637	-86.37%
C3112 Bussetton Foreshore - Exercise Equipment	1,600	225,000	225,000	225,000	225,000	-99.29%
C3113 Bussetton Tennis Club - Infrastructure	2,160,964	3,540,988	3,540,988	3,862,894	3,862,894	-38.97%
C3150 Bussetton Foreshore Stage 3: Toddler's Playground	158,231	174,301	133,510	174,301	133,510	-9.22%
C3168 Bussetton Foreshore Jetty Precinct	1,447,181	1,513,971	1,447,006	1,645,509	1,578,544	-4.41%
C3179 Jetty Precinct Bike Racks/Bin Enclosures	10,104	11,451	11,451	12,500	12,500	-11.77%
C3180 Marine Tee Sword Planting	55,650	82,500	82,500	90,000	90,000	-32.55%
C3181 Minor Capital Improvements, Fencing, Seating, Lighting etc	9,804	18,788	18,788	20,500	20,500	-47.82%
C3182 Relocation of Veteran Car Club	73,073	250,000	250,000	250,000	250,000	-70.77%
C3183 Queen Street Look Out Art Work	0	25,000	25,000	25,000	25,000	-100.00%
C3189 Fencing Possum Park Barnard East	144	30,000	30,000	30,000	30,000	-99.52%
	4,170,717	6,320,791	6,280,000	6,831,376	6,790,585	-34.02%
<b>Major Project - Administration Building</b>						
C0043 Administration Building Carpark	613	91,663	91,663	100,000	100,000	-99.33%
	613	91,663	91,663	100,000	100,000	-99.33%
<b>Major Project - Lou Weston Oval</b>						
C3186 Lou Weston Oval - Courts	16,600	641,663	641,663	700,000	700,000	-97.41%
	16,600	641,663	641,663	700,000	700,000	-97.41%
<b>Footpaths Construction</b>						
F0035 Dunsborough Lakes Drive to N.C.C.	131,109	139,337	139,337	152,000	152,000	-5.91%
F0066 Bussell Highway Footpath Sections	393,207	540,672	540,672	589,820	589,820	-27.27%
F0075 Armitage Drive Footpath - Navigation Way to Avocet Boulevard	64,208	40,887	40,887	44,608	44,608	57.04%
F0077 Valley Road Footpath	58,945	56,826	56,826	62,000	62,000	3.73%
F0078 Signal Park Bypass New Path	59,554	64,185	64,185	70,000	70,000	-7.21%
F0079 Bovell Street Footpath	45,646	55,000	55,000	60,000	60,000	-17.01%
	752,669	896,907	896,907	978,428	978,428	-16.08%

City of Busseton

Capital Acquisition Report

Property, Plant & Equipment, Infrastructure

For the Period Ended 31 May 2019

Description	2018/19 Actual	2018/19 Amended Budget YTD	2018/19 Original Budget YTD	2018/19 Amended Budget	2018/19 Original Budget	2018/19 Budget YTD Variance
<b>Drainage Construction - Street</b>						
D0009 Busseton LIA - Geocatch Drain Partnership WSUD Improvements	2,304	27,500	27,500	30,000	30,000	-91.62%
D0015 Valley Road Drainage Upgrade	226,858	210,837	210,837	230,000	230,000	7.60%
D0017 Chain Avenue - Drainage Works	147,723	172,326	172,326	187,982	187,982	-14.28%
D0018 Centurion Way - Drainage Works	31,184	10,989	10,989	11,991	11,991	183.77%
D0019 Johnston Avenue Drainage Upgrade - Stage 2	53,849	22,913	22,913	25,000	25,000	135.02%
D0020 Glenmeer Ramble Drainage Upgrade	9,028	55,011	55,011	60,000	60,000	-83.59%
	470,945	499,576	499,576	544,973	544,973	-5.73%
<b>Car Parking Construction</b>						
C0013 Yallingup Beach Car Park	263	92,576	92,576	101,000	101,000	-99.72%
C0044 Meelup Coastal Nodes - Carpark upgrade	118,627	139,033	139,033	256,886	256,886	-14.68%
C0049 Port Geographe Marina Carparking	230,459	174,515	174,515	190,380	190,380	32.06%
	349,349	406,124	406,124	548,266	548,266	-13.98%
<b>Bridges Construction</b>						
A0022 Yallingup Beach Road Bridge - 3347	0	222,000	222,000	222,000	222,000	-100.00%
	0	222,000	222,000	222,000	222,000	-100.00%
<b>Cycleways Construction</b>						
F1018 Dunsborough Cycleway CBD to Our Lady of the Cape School	777,843	624,250	624,250	681,000	681,000	24.60%
	777,843	624,250	624,250	681,000	681,000	24.60%
<b>Townscape Construction</b>						
C1001 Queen Street Upgrade - Duchess to Kent Street	0	112,244	112,244	122,450	122,450	-100.00%
C1024 Dunsborough Road Access Improvements Stage 1	1,049,298	1,188,451	1,188,451	1,296,501	1,296,501	-11.71%
	1,049,298	1,300,695	1,300,695	1,418,951	1,418,951	-19.33%
<b>Boat Ramps Construction</b>						
C1502 Old Dunsborough Boat Ramp Finger Jetty	26,900	20,350	20,350	22,200	22,200	32.19%
C1512 Port Geographe Boat Ramp Renewal Works	0	368,869	201,663	470,810	220,000	-100.00%
	26,900	389,219	222,013	493,010	242,200	-93.09%
<b>Depot Construction</b>						
C2006 Depot Washdown Facility Upgrades	867	100,000	100,000	110,000	110,000	-99.13%
	867	100,000	100,000	110,000	110,000	-99.13%
<b>Beach Restoration</b>						
C2504 Groyne Construction	25,396	44,143	44,143	48,150	48,150	-42.47%
C2512 Sand Re-Nourishment	3,425	163,537	108,537	173,410	118,410	-97.91%
C2520 Coastal Protection Works	3,792	41,250	41,250	45,000	45,000	-90.81%
C2523 Broadwater Beach Coastal Protection Stage 1 of 4	1,152	150,000	0	150,000	0	-99.23%
C2525 Wonnerup Groynes 3, 5, & 6	6,224	275,000	275,000	300,000	300,000	-97.74%
C2526 Baudin/ Wonnerup Groynes	0	275,000	275,000	300,000	300,000	-100.00%
C2527 Storm Damage Renewal of Infrastructure	83,308	87,087	87,087	95,000	95,000	-4.34%
C2528 Craig Street Groyne and Sea Wall	21,060	250,000	0	250,000	0	-91.58%
	144,358	1,286,017	831,017	1,361,560	906,560	-88.77%
<b>Parks, Gardens &amp; Reserves</b>						
C3006 Playgrounds General - Replacement of playground equipment	3,054	15,000	15,000	15,000	15,000	-79.64%
C3007 Park Furniture Replacement - Replace aged & unsafe Equip	31,322	43,000	43,000	43,000	43,000	-27.16%
C3017 Bovell Park - Upgrade Lighting	0	79,000	0	79,000	0	-100.00%
C3024 Dunsborough Oval - Lighting Upgrade	0	50,413	50,413	55,000	55,000	-100.00%
C3048 BBQ Placement and Replacement	15,036	11,913	11,913	13,000	13,000	26.22%
C3122 Rails to Trails - Continuation of Implementation Plan	25,299	229,397	227,997	250,123	248,723	-88.97%
C3131 Elijah Circle POS	5,134	22,572	22,572	24,620	24,620	-77.25%
C3143 NCC Infrastructure	3,039	2,783	2,783	3,039	3,039	9.20%
C3145 Churchill Park	83,164	173,096	173,096	188,837	188,837	-51.96%
C3146 Dunsborough Town Centre/ Foreshore	88,012	80,168	80,168	87,457	87,457	9.78%
C3154 Administration Building Landscaping Works	19,845	18,337	18,337	20,000	20,000	8.22%
C3157 Port Geographe - Layman Road Native Tree Planting	13,819	30,393	30,393	33,158	33,158	-54.53%

**City of Busseton**

**Capital Acquisition Report**

**Property, Plant & Equipment, Infrastructure**

**For the Period Ended 31 May 2019**

Description	2018/19 Actual	2018/19 Amended Budget YTD	2018/19 Original Budget YTD	2018/19 Amended Budget	2018/19 Original Budget	2018/19 Budget YTD Variance
C3158 Port Geographe - Casurina Replacements on Layman Road	3,436	19,338	19,338	21,100	21,100	-82.23%
C3159 Port Geographe - Burgee Cove (Western Side of Bridge)	70,887	84,832	84,832	92,543	92,543	-16.44%
C3160 Port Geographe - Reticulated POS at Layman Road	282,397	262,636	262,636	286,513	286,513	7.52%
C3163 Port Geographe - Outstanding Minor Repairs	7,497	27,500	27,500	30,000	30,000	-72.74%
C3164 Port Geographe - Reticulation Upgrade Scheme to Bore Water	373,775	305,184	305,184	332,927	332,927	22.48%
C3166 Vasse River Foreshore - Bridge to Bridge	8,921	88,786	88,786	94,317	94,317	-89.95%
C3174 Old Broadwater Farm Drink Fountain	2,930	5,000	5,000	5,000	5,000	-41.39%
C3175 Currawong Drive Drink Fountain	2,908	5,000	5,000	5,000	5,000	-41.84%
C3176 Geographe Bay Road (Earnshaw) Coastal Fencing Renewal	481	9,163	9,163	10,000	10,000	-94.75%
C3177 Shade Sail Program Dawson Park/ Cloisters	2,183	91,663	91,663	100,000	100,000	-97.62%
C3178 Ping Pong Facility at Foreshore	8,639	10,000	10,000	10,000	10,000	-13.61%
C3184 Rotary Park Entry Gateway Landscape Upgrade	0	13,500	13,500	13,500	13,500	-100.00%
C3185 Foreshore Skate Park Seating	16,045	26,000	26,000	26,000	26,000	-38.29%
C3187 Port Geographe Reticulation Upgrades	0	59,587	59,587	65,000	65,000	-100.00%
C3188 Port Geographe Capital Replacement and Tree Planting	24,509	22,913	22,913	25,000	25,000	6.96%
C3190 Mobile Grand Stands	36,267	27,500	27,500	30,000	30,000	31.88%
C3191 Armistice Centenary Program	14,651	13,637	0	13,637	0	7.44%
	1,143,249	1,828,311	1,734,274	1,972,771	1,878,734	-37.47%
<b>Cemetery Capital Works</b>						
C1604 Pioneer Cemetery Infrastructure Upgrades	0	47,663	47,663	52,000	52,000	-100.00%
C1605 Busseton Cemetery Infrastructure Upgrades	5,301	0	0	100,000	100,000	0.00%
C1609 Pioneer Cemetery - Implement Conservation Plan	11,912	18,337	18,337	20,000	20,000	-35.04%
	17,213	66,000	66,000	172,000	172,000	-73.92%
<b>Beach Front Infrastructure Works</b>						
C1755 Dunsborough Beach Enclosure Net Replacement	95,500	90,000	90,000	90,000	90,000	6.11%
C1758 Beach Access Stairs - Bay View Crescent	909	21,000	21,000	21,000	21,000	-95.67%
C1760 King Street Reserve - Park Upgrade (Coastal Node)	126	57,500	57,500	77,500	77,500	-99.78%
	96,535	168,500	168,500	188,500	188,500	-42.71%
<b>Aged Housing - Infrastructure Works</b>						
C3451 Aged Housing Infrastructure (Upgrade)	4,332	12,210	12,210	13,300	13,300	-64.52%
	4,332	12,210	12,210	13,300	13,300	-64.52%
<b>Sanitation Infrastructure</b>						
C3479 Vidler Road Waste Site Capital Improvements	32,235	370,106	370,106	403,750	403,750	-91.29%
C3481 Transfer Station Development	45,224	405,471	405,471	442,340	442,340	-88.85%
C3485 Site Rehabilitation - Busseton	444,731	962,500	962,500	1,050,000	1,050,000	-53.79%
	522,190	1,738,077	1,738,077	1,896,090	1,896,090	-69.96%
<b>Airport Development</b>						
C6086 Airport Construction - Air Freight Hub Stage 1	2,956,870	2,750,000	2,750,000	3,000,000	3,000,000	7.52%
C6087 Airport Construction Stage 2, Landside Civils & Services Inf	1,249,984	633,567	633,567	691,170	691,170	97.29%
C6091 Airport Construction Stage 2, Noise Management Plan	3,764	797,093	797,093	869,550	869,550	-99.53%
C6092 Airport Construction Stage 2, Airfield	972,132	1,054,163	1,054,163	1,150,000	1,150,000	-7.78%
C6095 Airport Construction Stage 2, External Services	875,136	2,108,337	2,108,337	2,300,000	2,300,000	-58.49%
C6099 Airport Development - Project Expenses	828,187	1,740,422	1,740,422	1,892,760	1,892,760	-52.41%
	6,886,073	9,083,582	9,083,582	9,903,480	9,903,480	-24.19%
<b>Main Roads</b>						
S0022 Floodgate Road	27,438	28,413	28,413	31,000	31,000	-3.43%
S0035 Strelly Street / Barlee Street Roundabout	238,608	465,346	412,500	502,846	450,000	-48.72%
S0051 Causeway Road / Rosemary Drive Roundabout	42,652	687,500	687,500	750,000	750,000	-93.80%
S0064 Peel Terrace (Stanley Pl/Cammilleri St Intersection Upgrade)	187,121	561,946	561,946	613,033	613,033	-66.70%
S0065 Metricup Road	255	0	0	0	0	0.00%
S0066 Queen Street	2,670	(4,402)	48,444	0	52,846	-160.66%
S0067 Layman Road - Reconstruction	160,243	139,777	139,777	152,487	152,487	14.64%
S0068 Georgiana Molloy Bus Bay Facilities	329,302	200,000	200,000	197,286	197,286	64.65%
S0069 Peel Terrace (Brown Street Intersection Upgrades)	4,151	229,163	229,163	250,000	250,000	-98.19%
S0317 Naturaliste Terrace Asphalt Overlay	64,311	140,327	140,327	153,080	153,080	-54.17%
S0318 Bentley Road Reseal	28,463	24,750	24,750	27,000	27,000	15.00%
S0319 Webster Road Reseal	17,010	28,413	28,413	31,000	31,000	-40.13%
S0320 Ballarat Road Reseal	54,563	68,750	68,750	75,000	75,000	-20.64%
	1,156,786	2,569,983	2,569,983	2,782,732	2,782,732	-54.99%



City of Busselton

Capital Acquisition Report

Property, Plant & Equipment, Infrastructure

For the Period Ended 31 May 2019

Description	2018/19 Actual	2018/19 Amended Budget YTD	2018/19 Original Budget YTD	2018/19 Amended Budget	2018/19 Original Budget	2018/19 Budget YTD Variance
<b>Black Spot</b>						
V0002 Eastern Link - Busselton Traffic Study	161,320	2,658,337	2,658,337	2,900,000	2,900,000	-93.93%
	161,320	2,658,337	2,658,337	2,900,000	2,900,000	-93.93%
<b>Council Roads Initiative</b>						
W0005 Kaloorup Road	38,512	35,299	35,299	38,500	38,500	9.10%
W0016 Hairpin Road	66,069	77,913	77,913	85,000	85,000	-15.20%
W0026 Yoongarillup Road	894,541	815,837	815,837	890,000	890,000	9.65%
W0055 Lindberg Road	106,915	159,038	159,038	173,500	173,500	-32.77%
W0058 Quinlup Road	44,062	72,424	72,424	79,000	79,000	-39.16%
W0074 Chapman Hill Road	21,905	32,461	32,461	35,400	35,400	-32.52%
W0084 Vasse Yallingup Siding Road	187	18,513	18,513	20,200	20,200	-98.99%
W0136 DAP Issues District ACROD Bays, ramps, signs etc	35,866	36,828	36,828	40,173	40,173	-2.61%
W0176 Signage (Alternate CBD Entry)	3,273	18,150	18,150	19,796	19,796	-81.97%
W0183 Carter Road	29,570	23,848	23,848	26,000	26,000	23.99%
W0190 Miamup Road	14,229	14,850	14,850	16,200	16,200	-4.18%
W0192 Valley Road	45,999	42,933	42,933	46,840	46,840	7.14%
W0195 Yallingup Beach Road	5,793	18,337	18,337	20,000	20,000	-68.41%
W0204 Greenfield Road (Loops) - One way layout	60,876	50,160	50,160	54,720	54,720	21.36%
W0209 Layman Road Re-Shouldering	70,715	45,837	45,837	50,000	50,000	54.77%
W0210 Lewis Road Gravel Resheet	27,920	33,000	33,000	36,000	36,000	-15.39%
W0211 Koorabin Drive Stage 2	975	45,837	45,837	50,000	50,000	-97.87%
W0212 Hamilton Way Asphalt Overlay	158,224	257,598	257,598	281,000	281,000	-38.58%
W0213 Forsythe Place Asphalt Overlay	60,656	97,526	97,526	106,400	106,400	-37.81%
W0214 McGregor Place Asphalt Overlay	29,603	43,912	43,912	47,900	47,900	-32.58%
W0215 Langridge Place Asphalt Overlay	46,645	71,687	71,687	78,200	78,200	-34.93%
W0216 Fredrick Street Partial Reconstruction	0	36,685	36,685	40,000	40,000	-100.00%
W0217 Russell Street Asphalt Overlay & Footpath	66,442	72,413	72,413	79,000	79,000	-8.25%
W0218 Herring Street Asphalt Overlay & Footpath	63,820	61,424	61,424	67,000	67,000	3.90%
W0219 Wakeford Street Asphalt Overlay	64,493	61,149	61,149	66,700	66,700	5.47%
W0220 Mann Street Asphalt Overlay	31,517	18,238	18,238	19,900	19,900	72.81%
W0221 Eagle Bay Meelup Road Reseal	12,244	13,772	13,772	15,000	15,000	-11.10%
W0222 Neville Hyder Drive & Vasse Hwy Intersection	107,297	287,000	263,087	287,000	287,000	-62.61%
W0223 Reading Street Reconstruction and Widen	172,586	169,587	169,587	185,000	185,000	1.77%
W0224 Jones Way Asphalt Overlay	110,366	325,424	325,424	355,000	355,000	-66.09%
W0225 College Avenue Reconstruction	65,023	84,337	84,337	92,000	92,000	-22.90%
W0226 Vickery/O'Donnel Asphalt Overlay	22,150	47,784	47,784	52,132	52,132	-53.65%
W0227 William Drive - Asphalt Overlay, Kerb & Drainage	67,013	209,275	209,275	228,310	228,310	-67.98%
W0228 Gaia Close Asphalt Overlay	33,691	43,450	43,450	47,400	47,400	-22.46%
W0229 Tom Cullity Drive Second Coat Seal	58,988	88,935	88,935	97,000	97,000	-33.67%
	2,638,165	3,531,461	3,507,548	3,826,271	3,826,271	-25.30%
<b>Sub-Total Infrastructure</b>	<b>20,386,022</b>	<b>34,435,366</b>	<b>33,654,419</b>	<b>37,644,708</b>	<b>36,804,070</b>	<b>-40.80%</b>
<b>Grand Total - Capital Acquisitions</b>	<b>24,533,523</b>	<b>58,295,568</b>	<b>55,700,340</b>	<b>63,421,949</b>	<b>60,669,830</b>	

City of Busseton

**Reserves Movement Report**

For The Period Ending 31 May 2019

	2018/2019 Actual	2018/2019 Amended Budget YTD	2018/2019 Original Budget YTD	2018/2019 Amended Budget	2018/2019 Original Budget	2017/2018 Actual
	\$	\$	\$	\$	\$	\$
<b>100 Airport Infrastructure Renewal and Replacement Reserve</b>						
Accumulated Reserves at Start of Year	1,325,501.46	1,325,501.46	1,325,501.46	1,325,501.46	1,325,501.46	1,428,767.68
Interest transfer to Reserves	37,479.73	22,792.00	22,792.00	24,864.00	24,864.00	36,998.87
Transfer from Muni	491,744.00	491,744.00	491,744.00	536,450.00	536,450.00	452,365.03
Transfer to Muni	(39,000.00)	(39,000.00)	(39,000.00)	(231,630.00)	(231,630.00)	(592,630.12)
	1,815,725.19	1,801,037.46	1,801,037.46	1,655,185.46	1,655,185.46	1,325,501.46
<b>136 Airport Marketing Reserve</b>						
Accumulated Reserves at Start of Year	1,583,014.10	1,583,014.10	1,583,014.10	1,583,014.10	1,583,014.10	912,986.35
Interest transfer to Reserves	70,939.49	27,225.00	27,225.00	29,700.00	29,700.00	39,347.10
Transfer from Muni	1,589,133.00	1,589,133.00	1,589,133.00	1,708,245.00	1,708,245.00	630,680.65
Transfer to Muni	0.00	(1,500,000.00)	(1,500,000.00)	(1,590,287.00)	(1,590,287.00)	0.00
	3,243,086.59	1,699,372.10	1,699,372.10	1,730,672.10	1,730,672.10	1,583,014.10
<b>143 Airport Noise Mitigation Reserve</b>						
Interest transfer to Reserves	19,424.90	0.00	0.00	0.00	0.00	0.00
Transfer from Muni	869,550.00	869,550.00	869,550.00	869,550.00	869,550.00	0.00
Transfer to Muni	0.00	(869,550.00)	(869,550.00)	(869,550.00)	(869,550.00)	0.00
	888,974.90	0.00	0.00	0.00	0.00	0.00
<b>148 Airport Existing Terminal Building Reserve</b>						
Interest transfer to Reserves	804.52	0.00	0.00	0.00	0.00	0.00
Transfer from Muni	39,000.00	39,000.00	39,000.00	39,000.00	39,000.00	0.00
	39,804.52	39,000.00	39,000.00	39,000.00	39,000.00	0.00
<b>106 Building Reserve</b>						
Accumulated Reserves at Start of Year	1,193,933.21	1,193,933.21	1,193,933.21	1,193,933.21	1,193,933.21	1,159,783.82
Interest transfer to Reserves	26,662.90	20,526.00	20,526.00	22,392.00	22,392.00	28,040.78
Transfer from Muni	354,182.63	354,182.63	331,342.00	891,312.81	868,472.18	28,783.76
Transfer to Muni	(328,918.00)	(293,918.00)	(293,918.00)	(690,068.00)	(661,918.00)	(22,675.15)
	1,245,860.74	1,274,723.84	1,251,883.21	1,417,570.02	1,422,879.39	1,193,933.21
<b>404 Barnard Park Sports Pavilion Building Reserve</b>						
Interest transfer to Reserves	143.07	0.00	0.00	0.00	0.00	0.00
Transfer from Muni	9,625.00	9,625.00	9,625.00	10,500.00	10,500.00	0.00
	9,768.07	9,625.00	9,625.00	10,500.00	10,500.00	0.00
<b>405 Railway House Building Reserve</b>						
Interest transfer to Reserves	224.82	0.00	0.00	0.00	0.00	0.00
Transfer from Muni	15,125.00	15,125.00	15,125.00	16,500.00	16,500.00	0.00
	15,349.82	15,125.00	15,125.00	16,500.00	16,500.00	0.00
<b>406 Youth and Community Activities Building Reserve</b>						
Interest transfer to Reserves	613.15	0.00	0.00	0.00	0.00	0.00
Transfer from Muni	41,250.00	41,250.00	41,250.00	45,000.00	45,000.00	0.00
	41,863.15	41,250.00	41,250.00	45,000.00	45,000.00	0.00
<b>407 Busseton Library Building Reserve</b>						
Interest transfer to Reserves	1,282.37	0.00	0.00	0.00	0.00	0.00
Transfer from Muni	72,000.00	72,000.00	72,000.00	83,580.00	83,580.00	0.00
Transfer to Muni	0.00	0.00	0.00	(11,000.00)	(11,000.00)	0.00
	73,282.37	72,000.00	72,000.00	72,580.00	72,580.00	0.00
<b>131 Busseton Community Resource Centre</b>						
Accumulated Reserves at Start of Year	156,653.93	156,653.93	156,653.93	156,653.93	156,653.93	123,721.93
Interest transfer to Reserves	3,996.27	2,695.00	2,695.00	2,940.00	2,940.00	3,331.16
Transfer from Muni	22,074.00	22,074.00	22,074.00	29,433.00	29,433.00	29,600.84
	182,724.20	181,422.93	181,422.93	189,026.93	189,026.93	156,653.93
<b>408 Busseton Jetty Tourist Park Reserve</b>						
Interest transfer to Reserves	2,973.97	0.00	0.00	0.00	0.00	0.00
Transfer from Muni	200,079.00	200,079.00	200,079.00	218,272.00	218,272.00	0.00
Transfer to Muni	0.00	(214,400.00)	(214,400.00)	(214,400.00)	(214,400.00)	0.00
	203,052.97	(14,321.00)	(14,321.00)	3,872.00	3,872.00	0.00
<b>409 Geographe Leisure Centre Building Reserve</b>						
Interest transfer to Reserves	7,309.07	0.00	0.00	0.00	0.00	0.00
Transfer from Muni	410,663.00	410,663.00	410,663.00	476,640.00	476,640.00	0.00
Transfer to Muni	(75,000.00)	(225,000.00)	(225,000.00)	(290,000.00)	(290,000.00)	0.00
	342,972.07	185,663.00	185,663.00	186,640.00	186,640.00	0.00

City of Busseton

**Reserves Movement Report**

For The Period Ending 31 May 2019

	2018/2019 Actual	2018/2019 Amended Budget YTD	2018/2019 Original Budget YTD	2018/2019 Amended Budget	2018/2019 Original Budget	2017/2018 Actual
	\$	\$	\$	\$	\$	\$
<b>331 Joint Venture Aged Housing Reserve</b>						
Accumulated Reserves at Start of Year	997,854.77	997,854.77	997,854.77	997,854.77	997,854.77	874,987.03
Interest transfer to Reserves	25,442.78	17,160.00	17,160.00	18,720.00	18,720.00	23,462.75
Transfer from Muni	162,063.00	162,063.00	162,063.00	176,800.00	176,800.00	124,404.99
Transfer to Muni	0.00	0.00	0.00	(156,500.00)	(121,500.00)	(25,000.00)
	1,185,360.55	1,177,077.77	1,177,077.77	1,036,874.77	1,071,874.77	997,854.77
<b>403 Aged Housing Resident Funded (Council)</b>						
Accumulated Reserves at Start of Year	186,717.69	186,717.69	186,717.69	186,717.69	186,717.69	175,334.77
Interest transfer to Reserves	4,329.86	3,212.00	3,212.00	3,504.00	3,504.00	4,514.14
Transfer from Muni	0.00	0.00	0.00	0.00	0.00	6,868.78
Transfer to Muni	0.00	0.00	0.00	(66,200.00)	(66,200.00)	0.00
	191,047.55	189,929.69	189,929.69	124,021.69	124,021.69	186,717.69
<b>410 Naturaliste Community Centre Building Reserve</b>						
Interest transfer to Reserves	2,355.14	0.00	0.00	0.00	0.00	0.00
Transfer from Muni	139,781.00	139,781.00	139,781.00	159,078.00	159,078.00	0.00
Transfer to Muni	(90,000.00)	(100,000.00)	(100,000.00)	(100,000.00)	(100,000.00)	0.00
	52,136.14	39,781.00	39,781.00	59,078.00	59,078.00	0.00
<b>411 Civic and Administration Building Reserve</b>						
Interest transfer to Reserves	2,520.73	0.00	0.00	0.00	0.00	0.00
Transfer from Muni	169,587.00	169,587.00	169,587.00	185,000.00	185,000.00	0.00
	172,107.73	169,587.00	169,587.00	185,000.00	185,000.00	0.00
<b>110 Jetty Maintenance Reserve</b>						
Accumulated Reserves at Start of Year	4,193,450.51	4,193,450.51	4,193,450.51	4,193,450.51	4,193,450.51	3,158,774.78
Interest transfer to Reserves	99,626.18	72,105.00	72,105.00	78,660.00	78,660.00	84,237.74
Transfer from Muni	420,970.75	409,990.00	409,990.00	1,249,044.00	1,249,044.00	1,199,232.64
Transfer to Muni	(300,000.00)	(330,000.00)	(330,000.00)	(1,552,610.00)	(1,552,610.00)	(248,794.65)
	4,414,047.44	4,345,545.51	4,345,545.51	3,968,544.51	3,968,544.51	4,193,450.51
<b>150 Jetty Self Insurance Reserve</b>						
Interest transfer to Reserves	4,905.08	0.00	0.00	0.00	0.00	0.00
Transfer from Muni	330,000.00	330,000.00	330,000.00	360,000.00	360,000.00	0.00
	334,905.08	330,000.00	330,000.00	360,000.00	360,000.00	0.00
<b>222 Asset Depreciation Reserve</b>						
Accumulated Reserves at Start of Year	563,412.18	563,412.18	563,412.18	563,412.18	563,412.18	570,623.01
Interest transfer to Reserves	12,904.78	9,691.00	9,691.00	10,572.00	10,572.00	13,499.02
Transfer to Muni	0.00	0.00	0.00	(573,984.18)	(573,984.18)	(20,709.85)
	576,316.96	573,103.18	573,103.18	0.00	0.00	563,412.18
<b>223 Road Asset Renewal Reserve</b>						
Accumulated Reserves at Start of Year	1,299,765.50	1,299,765.50	1,299,765.50	1,299,765.50	1,299,765.50	505,707.47
Interest transfer to Reserves	48,175.19	22,352.00	22,352.00	24,384.00	24,384.00	33,919.73
Transfer from Muni	2,338,380.00	2,338,380.00	2,338,380.00	2,550,956.00	2,550,956.00	2,200,270.00
Transfer to Muni	(2,168,399.29)	(194,182.00)	(194,182.00)	(3,875,096.00)	(3,875,096.00)	(1,440,131.70)
	1,517,921.40	3,466,315.50	3,466,315.50	9.50	9.50	1,299,765.50
<b>224 Footpath/ Cycle Ways Reserve</b>						
Interest transfer to Reserves	3,159.86	0.00	0.00	0.00	0.00	0.00
Transfer from Muni	212,586.00	212,586.00	212,586.00	231,906.00	231,906.00	0.00
Transfer to Muni	0.00	0.00	0.00	(231,906.00)	(231,906.00)	0.00
	215,745.86	212,586.00	212,586.00	0.00	0.00	0.00
<b>115 Plant Replacement Reserve</b>						
Accumulated Reserves at Start of Year	2,185,395.64	2,185,395.64	2,185,395.64	2,185,395.64	2,185,395.64	2,325,777.71
Interest transfer to Reserves	59,577.34	37,576.00	37,576.00	40,992.00	40,992.00	57,071.07
Transfer from Muni	775,126.00	775,126.00	775,126.00	845,588.00	845,588.00	751,597.95
Transfer to Muni	(658,947.58)	(2,017,150.00)	(2,017,150.00)	(2,179,650.00)	(2,179,650.00)	(949,051.09)
	2,361,151.40	980,947.64	980,947.64	892,325.64	892,325.64	2,185,395.64
<b>137 Busseton Traffic Study Implementation Reserve</b>						
Accumulated Reserves at Start of Year	432,138.26	432,138.26	432,138.26	432,138.26	432,138.26	0.00
Interest transfer to Reserves	27,262.39	7,436.00	7,436.00	8,112.00	8,112.00	7,153.02
Transfer from Muni	1,126,366.00	1,126,366.00	1,126,366.00	1,211,110.00	1,211,110.00	501,952.00
Transfer to Muni	0.00	(1,000,000.00)	(1,000,000.00)	(1,650,000.00)	(1,650,000.00)	(76,966.76)
	1,585,766.65	565,940.26	565,940.26	1,360.26	1,360.26	432,138.26

City of Busseton

**Reserves Movement Report**

For The Period Ending 31 May 2019

	2018/2019 Actual	2018/2019 Amended Budget YTD	2018/2019 Original Budget YTD	2018/2019 Amended Budget	2018/2019 Original Budget	2017/2018 Actual
	\$	\$	\$	\$	\$	\$
<b>132 CBD Enhancement Reserve</b>						
Accumulated Reserves at Start of Year	122,490.23	122,490.23	122,490.23	122,490.23	122,490.23	84,897.67
Interest transfer to Reserves	3,394.54	2,101.00	2,101.00	2,292.00	2,292.00	2,472.56
Transfer from Muni	33,750.00	33,750.00	33,750.00	45,000.00	45,000.00	35,120.00
Transfer to Muni	0.00	0.00	0.00	(120,000.00)	(120,000.00)	0.00
	159,634.77	158,341.23	158,341.23	49,782.23	49,782.23	122,490.23
<b>127 New Infrastructure Development Reserve</b>						
Accumulated Reserves at Start of Year	1,834,714.76	1,834,714.76	1,834,714.76	1,834,714.76	1,834,714.76	2,033,639.44
Interest transfer to Reserves	46,994.69	31,548.00	31,548.00	34,416.00	34,416.00	51,007.57
Transfer from Muni	376,695.00	376,695.00	376,695.00	410,941.00	410,941.00	653,105.00
Transfer to Muni	(70,000.00)	(1,295,000.00)	(1,295,000.00)	(1,670,740.00)	(1,470,740.00)	(903,037.25)
	2,188,404.45	947,957.76	947,957.76	609,331.76	809,331.76	1,834,714.76
<b>141 CPA Infrastructure Road Upgrades Reserve</b>						
Accumulated Reserves at Start of Year	225,574.67	225,574.67	225,574.67	225,574.67	225,574.67	0.00
Interest transfer to Reserves	5,198.81	3,883.00	3,883.00	4,236.00	4,236.00	4,804.44
Transfer from Muni	0.00	0.00	0.00	0.00	0.00	220,770.23
	230,773.48	229,457.67	229,457.67	229,810.67	229,810.67	225,574.67
<b>114 City Car Parking and Access Reserve</b>						
Accumulated Reserves at Start of Year	875,925.14	875,925.14	875,925.14	875,925.14	875,925.14	623,501.69
Interest transfer to Reserves	27,316.11	15,059.00	15,059.00	16,428.00	16,428.00	19,219.69
Transfer from Muni	493,196.00	493,196.00	493,196.00	538,024.00	538,024.00	440,050.00
Transfer to Muni	0.00	(1,050,000.00)	(1,050,000.00)	(1,312,249.00)	(1,312,249.00)	(206,846.24)
	1,396,437.25	334,180.14	334,180.14	118,128.14	118,128.14	875,925.14
<b>107 Corporate IT System Programme</b>						
Accumulated Reserves at Start of Year	78,625.03	78,625.03	78,625.03	78,625.03	78,625.03	125,981.19
Interest transfer to Reserves	1,617.34	1,353.00	1,353.00	1,476.00	1,476.00	2,966.44
Transfer to Muni	0.00	0.00	0.00	0.00	0.00	(50,322.60)
	80,242.37	79,978.03	79,978.03	80,101.03	80,101.03	78,625.03
<b>133 Election, Valuation and Corporate Expenses Reserve</b>						
Accumulated Reserves at Start of Year	149,557.64	149,557.64	149,557.64	149,557.64	149,557.64	331,552.54
Interest transfer to Reserves	7,329.14	2,574.00	2,574.00	2,808.00	2,808.00	9,521.18
Transfer from Muni	321,695.00	321,695.00	321,695.00	350,949.00	350,949.00	177,904.00
Transfer to Muni	0.00	0.00	0.00	(10,300.00)	(10,300.00)	(369,420.08)
	478,581.78	473,826.64	473,826.64	493,014.64	493,014.64	149,557.64
<b>111 Legal Expenses Reserve</b>						
Accumulated Reserves at Start of Year	557,904.00	557,904.00	557,904.00	557,904.00	557,904.00	544,831.88
Interest transfer to Reserves	13,799.53	9,592.00	9,592.00	10,464.00	10,464.00	13,072.12
Transfer from Muni	61,364.00	61,364.00	0.00	61,364.00	0.00	0.00
Transfer to Muni	0.00	0.00	0.00	(30,000.00)	(30,000.00)	0.00
	633,067.53	628,860.00	567,496.00	599,732.00	538,368.00	557,904.00
<b>202 Long Service Leave Reserve</b>						
Accumulated Reserves at Start of Year	3,111,698.09	3,111,698.09	3,111,698.09	3,111,698.09	3,111,698.09	2,763,368.00
Interest transfer to Reserves	87,161.66	53,504.00	53,504.00	58,368.00	58,368.00	56,523.18
Transfer from Muni	229,163.00	229,163.00	229,163.00	250,000.00	250,000.00	676,352.91
Transfer to Muni	0.00	0.00	0.00	(606,308.00)	(606,308.00)	(384,546.00)
	3,428,022.75	3,394,365.09	3,394,365.09	2,813,758.09	2,813,758.09	3,111,698.09
<b>203 Professional Development Reserve</b>						
Accumulated Reserves at Start of Year	113,024.66	113,024.66	113,024.66	113,024.66	113,024.66	95,329.27
Interest transfer to Reserves	3,397.71	1,947.00	1,947.00	2,124.00	2,124.00	3,023.86
Transfer from Muni	64,163.00	64,163.00	64,163.00	70,000.00	70,000.00	75,000.00
Transfer to Muni	0.00	0.00	0.00	(70,000.00)	(70,000.00)	(60,328.47)
	180,585.37	179,134.66	179,134.66	115,148.66	115,148.66	113,024.66
<b>204 Sick Pay Incentive Reserve</b>						
Accumulated Reserves at Start of Year	175,935.04	175,935.04	175,935.04	175,935.04	175,935.04	146,379.59
Interest transfer to Reserves	4,735.51	3,025.00	3,025.00	3,300.00	3,300.00	2,902.35
Transfer from Muni	0.00	0.00	0.00	0.00	0.00	80,588.53
Transfer to Muni	0.00	0.00	0.00	(70,000.00)	(70,000.00)	(53,935.43)
	180,670.55	178,960.04	178,960.04	109,235.04	109,235.04	175,935.04
<b>124 Workers Compensation Contingency Reserve</b>						
Accumulated Reserves at Start of Year	356,227.48	356,227.48	356,227.48	356,227.48	356,227.48	322,008.37
Interest transfer to Reserves	8,162.30	6,127.00	6,127.00	6,684.00	6,684.00	8,469.11
Transfer from Muni	0.00	0.00	0.00	0.00	0.00	50,750.00
Transfer to Muni	0.00	0.00	0.00	(60,000.00)	(60,000.00)	(25,000.00)
	364,389.78	362,354.48	362,354.48	302,911.48	302,911.48	356,227.48

City of Busseton

**Reserves Movement Report**

For The Period Ending 31 May 2019

	2018/2019 Actual	2018/2019 Amended Budget YTD	2018/2019 Original Budget YTD	2018/2019 Amended Budget	2018/2019 Original Budget	2017/2018 Actual
	\$	\$	\$	\$	\$	\$
<b>302 Community Facilities - City District</b>						
Accumulated Reserves at Start of Year	2,303,095.83	2,303,095.83	2,303,095.83	2,303,095.83	2,303,095.83	2,103,562.86
Interest transfer to Reserves	55,851.64	39,600.00	39,600.00	43,200.00	43,200.00	49,430.64
Transfer from Muni	232,223.17	544,390.00	544,390.00	593,880.00	593,880.00	381,473.53
Transfer to Muni	(40,000.00)	0.00	0.00	(643,415.00)	(643,415.00)	(231,371.20)
	2,551,170.64	2,887,085.83	2,887,085.83	2,296,760.83	2,296,760.83	2,303,095.83
<b>304 Community Facilities - Broadwater</b>						
Accumulated Reserves at Start of Year	138,048.48	138,048.48	138,048.48	138,048.48	138,048.48	108,039.51
Interest transfer to Reserves	3,347.14	2,376.00	2,376.00	2,592.00	2,592.00	2,907.17
Transfer from Muni	16,818.30	26,598.00	26,598.00	29,020.00	29,020.00	27,101.80
	158,213.92	167,022.48	167,022.48	169,660.48	169,660.48	138,048.48
<b>303 Community Facilities - Busseton</b>						
Accumulated Reserves at Start of Year	34,546.40	34,546.40	34,546.40	34,546.40	34,546.40	93,422.75
Interest transfer to Reserves	871.51	594.00	594.00	648.00	648.00	461.74
Transfer from Muni	7,640.70	46,354.00	46,354.00	50,560.00	50,560.00	21,731.91
Transfer to Muni	0.00	0.00	0.00	(80,000.00)	(20,000.00)	(81,070.00)
	43,058.61	81,494.40	81,494.40	5,754.40	65,754.40	34,546.40
<b>305 Community Facilities - Dunsborough</b>						
Accumulated Reserves at Start of Year	166,327.12	166,327.12	166,327.12	166,327.12	166,327.12	147,095.42
Interest transfer to Reserves	4,183.57	2,860.00	2,860.00	3,120.00	3,120.00	3,714.84
Transfer from Muni	17,185.66	72,050.00	72,050.00	78,600.00	78,600.00	15,516.86
	187,696.35	241,237.12	241,237.12	248,047.12	248,047.12	166,327.12
<b>311 Community Facilities - Dunsborough Lakes Estate</b>						
Accumulated Reserves at Start of Year	525,105.39	525,105.39	525,105.39	525,105.39	525,105.39	153,792.54
Interest transfer to Reserves	17,833.96	9,031.00	9,031.00	9,852.00	9,852.00	9,041.85
Transfer from Muni	378,036.00	447,128.00	447,128.00	487,780.00	487,780.00	362,271.00
	920,975.35	981,264.39	981,264.39	1,022,737.39	1,022,737.39	525,105.39
<b>306 Community Facilities - Geographe</b>						
Accumulated Reserves at Start of Year	95,061.38	95,061.38	95,061.38	95,061.38	95,061.38	55,970.01
Interest transfer to Reserves	2,218.27	1,639.00	1,639.00	1,788.00	1,788.00	1,777.79
Transfer from Muni	1,360.20	5,654.00	5,654.00	6,170.00	6,170.00	37,313.58
	98,639.85	102,354.38	102,354.38	103,019.38	103,019.38	95,061.38
<b>310 Community Facilities - Port Geographe</b>						
Accumulated Reserves at Start of Year	335,116.76	335,116.76	335,116.76	335,116.76	335,116.76	327,264.72
Interest transfer to Reserves	7,723.40	5,764.00	5,764.00	6,288.00	6,288.00	7,852.04
	342,840.16	340,880.76	340,880.76	341,404.76	341,404.76	335,116.76
<b>309 Community Facilities - Vasse</b>						
Accumulated Reserves at Start of Year	589,760.45	589,760.45	589,760.45	589,760.45	589,760.45	901,072.26
Interest transfer to Reserves	13,649.59	10,142.00	10,142.00	11,064.00	11,064.00	17,542.06
Transfer from Muni	10,976.42	417,505.00	417,505.00	455,460.00	455,460.00	6,666.62
Transfer to Muni	0.00	0.00	0.00	0.00	0.00	(335,520.49)
	614,386.46	1,017,407.45	1,017,407.45	1,056,284.45	1,056,284.45	589,760.45
<b>308 Community Facilities - Airport North</b>						
Accumulated Reserves at Start of Year	2,826,296.71	2,826,296.71	2,826,296.71	2,826,296.71	2,826,296.71	2,760,074.43
Interest transfer to Reserves	65,137.48	48,598.00	48,598.00	53,016.00	53,016.00	66,222.28
Transfer from Muni	72,624.00	194,414.00	194,414.00	212,080.00	212,080.00	0.00
	2,964,058.19	3,069,308.71	3,069,308.71	3,091,392.71	3,091,392.71	2,826,296.71
<b>130 Locke Estate Reserve</b>						
Accumulated Reserves at Start of Year	0.00	0.00	0.00	0.00	0.00	129,971.14
Interest transfer to Reserves	871.97	0.00	0.00	0.00	0.00	2,963.03
Transfer from Muni	58,663.00	58,663.00	58,663.00	64,000.00	64,000.00	64,000.00
Transfer to Muni	0.00	0.00	0.00	(64,000.00)	(64,000.00)	(196,934.17)
	59,534.97	58,663.00	58,663.00	0.00	0.00	0.00
<b>122 Port Geographe Development Reserve</b>						
Accumulated Reserves at Start of Year	1,455,440.82	1,455,440.82	1,455,440.82	1,455,440.82	1,455,440.82	1,534,670.81
Interest transfer to Reserves	30,424.36	25,025.00	25,025.00	27,300.00	27,300.00	35,863.99
Transfer from Muni	45,837.00	45,837.00	45,837.00	50,000.00	50,000.00	0.00
Transfer to Muni	(717,396.64)	0.00	0.00	(1,125,591.00)	(999,781.00)	(115,093.98)
	814,305.54	1,526,302.82	1,526,302.82	407,149.82	532,959.82	1,455,440.82
<b>123 Port Geographe Waterways Managment Reserve (SAR)</b>						
Accumulated Reserves at Start of Year	3,387,485.07	3,387,485.07	3,387,485.07	3,387,485.07	3,387,485.07	3,422,821.20
Interest transfer to Reserves	80,471.54	58,245.00	58,245.00	63,540.00	63,540.00	81,230.24
Transfer from Muni	171,941.00	171,941.00	171,941.00	187,573.00	187,573.00	183,433.63
Transfer to Muni	(20,000.00)	(20,000.00)	(20,000.00)	(337,800.00)	(337,800.00)	(300,000.00)
	3,619,897.61	3,597,671.07	3,597,671.07	3,300,798.07	3,300,798.07	3,387,485.07

City of Busseton

**Reserves Movement Report**

For The Period Ending 31 May 2019

	2018/2019 Actual	2018/2019 Amended Budget YTD	2018/2019 Original Budget YTD	2018/2019 Amended Budget	2018/2019 Original Budget	2017/2018 Actual
	\$	\$	\$	\$	\$	\$
<b>126 Provenge Landscape Maintenance Reserve (SAR)</b>						
Accumulated Reserves at Start of Year	1,101,707.78	1,101,707.78	1,101,707.78	1,101,707.78	1,101,707.78	1,001,808.42
Interest transfer to Reserves	27,495.04	18,942.00	18,942.00	20,664.00	20,664.00	26,306.82
Transfer from Muni	152,878.00	152,878.00	152,878.00	166,778.00	166,778.00	163,821.22
Transfer to Muni	0.00	0.00	0.00	(162,645.00)	(162,645.00)	(90,228.68)
	1,282,080.82	1,273,527.78	1,273,527.78	1,126,504.78	1,126,504.78	1,101,707.78
<b>128 Vasse Newtown Landscape Maintenance Reserve (SAR)</b>						
Accumulated Reserves at Start of Year	535,722.24	535,722.24	535,722.24	535,722.24	535,722.24	485,466.16
Interest transfer to Reserves	14,325.61	9,207.00	9,207.00	10,044.00	10,044.00	13,173.43
Transfer from Muni	156,189.00	156,189.00	156,189.00	170,390.00	170,390.00	168,932.54
Transfer to Muni	0.00	0.00	0.00	(174,860.00)	(174,860.00)	(131,849.89)
	706,236.85	701,118.24	701,118.24	541,296.24	541,296.24	535,722.24
<b>138 CPA Bushfire Facilities Reserve</b>						
Accumulated Reserves at Start of Year	55,861.58	55,861.58	55,861.58	55,861.58	55,861.58	0.00
Interest transfer to Reserves	1,287.42	957.00	957.00	1,044.00	1,044.00	1,189.78
Transfer from Muni	0.00	0.00	0.00	0.00	0.00	54,671.80
	57,149.00	56,818.58	56,818.58	56,905.58	56,905.58	55,861.58
<b>139 CPA Community Facilities Dunsborough Lakes South Reserve</b>						
Accumulated Reserves at Start of Year	70,848.15	70,848.15	70,848.15	70,848.15	70,848.15	0.00
Interest transfer to Reserves	1,632.81	1,221.00	1,221.00	1,332.00	1,332.00	1,508.95
Transfer from Muni	0.00	0.00	0.00	0.00	0.00	69,339.20
	72,480.96	72,069.15	72,069.15	72,180.15	72,180.15	70,848.15
<b>140 CPA Community Facilities South Biddle Precinct Reserve</b>						
Accumulated Reserves at Start of Year	1,030,368.46	1,030,368.46	1,030,368.46	1,030,368.46	1,030,368.46	0.00
Interest transfer to Reserves	23,746.82	17,721.00	17,721.00	19,332.00	19,332.00	26,544.32
Transfer from Muni	0.00	0.00	0.00	0.00	0.00	1,003,824.14
Transfer to Muni	0.00	0.00	0.00	(200,000.00)	(200,000.00)	0.00
	1,054,115.28	1,048,089.46	1,048,089.46	849,700.46	849,700.46	1,030,368.46
<b>321 Busseton Area Drainage and Waterways Improvement Reserve</b>						
Accumulated Reserves at Start of Year	548,820.67	548,820.67	548,820.67	548,820.67	548,820.67	609,789.27
Interest transfer to Reserves	12,356.11	9,438.00	9,438.00	10,296.00	10,296.00	14,630.64
Transfer to Muni	0.00	0.00	0.00	(169,317.00)	(169,317.00)	(75,599.24)
	561,176.78	558,258.67	558,258.67	389,799.67	389,799.67	548,820.67
<b>102 Climate Adaptation Reserve</b>						
Accumulated Reserves at Start of Year	2,472,424.34	2,472,424.34	2,472,424.34	2,472,424.34	2,472,424.34	1,900,992.93
Interest transfer to Reserves	64,000.71	42,515.00	42,515.00	46,380.00	46,380.00	50,101.34
Transfer from Muni	425,084.00	425,084.00	425,084.00	527,732.00	527,732.00	650,654.17
Transfer to Muni	0.00	0.00	0.00	(1,317,290.00)	(1,091,290.00)	(129,324.10)
	2,961,509.05	2,940,023.34	2,940,023.34	1,729,246.34	1,955,246.34	2,472,424.34
<b>144 Emergency Disaster Recovery Reserve</b>						
Accumulated Reserves at Start of Year	50,000.00	50,000.00	50,000.00	50,000.00	50,000.00	0.00
Interest transfer to Reserves	1,635.26	858.00	858.00	936.00	936.00	0.00
Transfer from Muni	19,337.40	19,337.40	18,337.00	21,000.40	20,000.00	50,000.00
	70,972.66	70,195.40	69,195.00	71,936.40	70,936.00	50,000.00
<b>145 Energy Sustainability Reserve</b>						
Accumulated Reserves at Start of Year	100,000.00	100,000.00	100,000.00	100,000.00	100,000.00	0.00
Interest transfer to Reserves	4,054.10	1,716.00	1,716.00	1,872.00	1,872.00	0.00
Transfer from Muni	91,663.00	91,663.00	91,663.00	100,000.00	100,000.00	100,000.00
Transfer to Muni	0.00	0.00	0.00	(120,000.00)	(120,000.00)	0.00
	195,717.10	193,379.00	193,379.00	81,872.00	81,872.00	100,000.00
<b>146 Cemetery Reserve</b>						
Accumulated Reserves at Start of Year	100,000.00	100,000.00	100,000.00	100,000.00	100,000.00	0.00
Interest transfer to Reserves	3,729.87	1,716.00	1,716.00	1,872.00	1,872.00	0.00
Transfer from Muni	69,850.00	69,850.00	69,850.00	76,200.00	76,200.00	100,000.00
Transfer to Muni	0.00	0.00	0.00	(120,000.00)	(120,000.00)	0.00
	173,579.87	171,566.00	171,566.00	58,072.00	58,072.00	100,000.00
<b>341 Public Art Reserve</b>						
Accumulated Reserves at Start of Year	229,685.21	229,685.21	229,685.21	229,685.21	229,685.21	94,836.29
Interest transfer to Reserves	5,239.36	3,949.00	3,949.00	4,308.00	4,308.00	5,367.42
Transfer from Muni	0.00	91,663.00	91,663.00	100,000.00	100,000.00	143,481.50
Transfer to Muni	0.00	0.00	0.00	(167,185.00)	(143,000.00)	(14,000.00)
	234,924.57	325,297.21	325,297.21	166,808.21	190,993.21	229,685.21

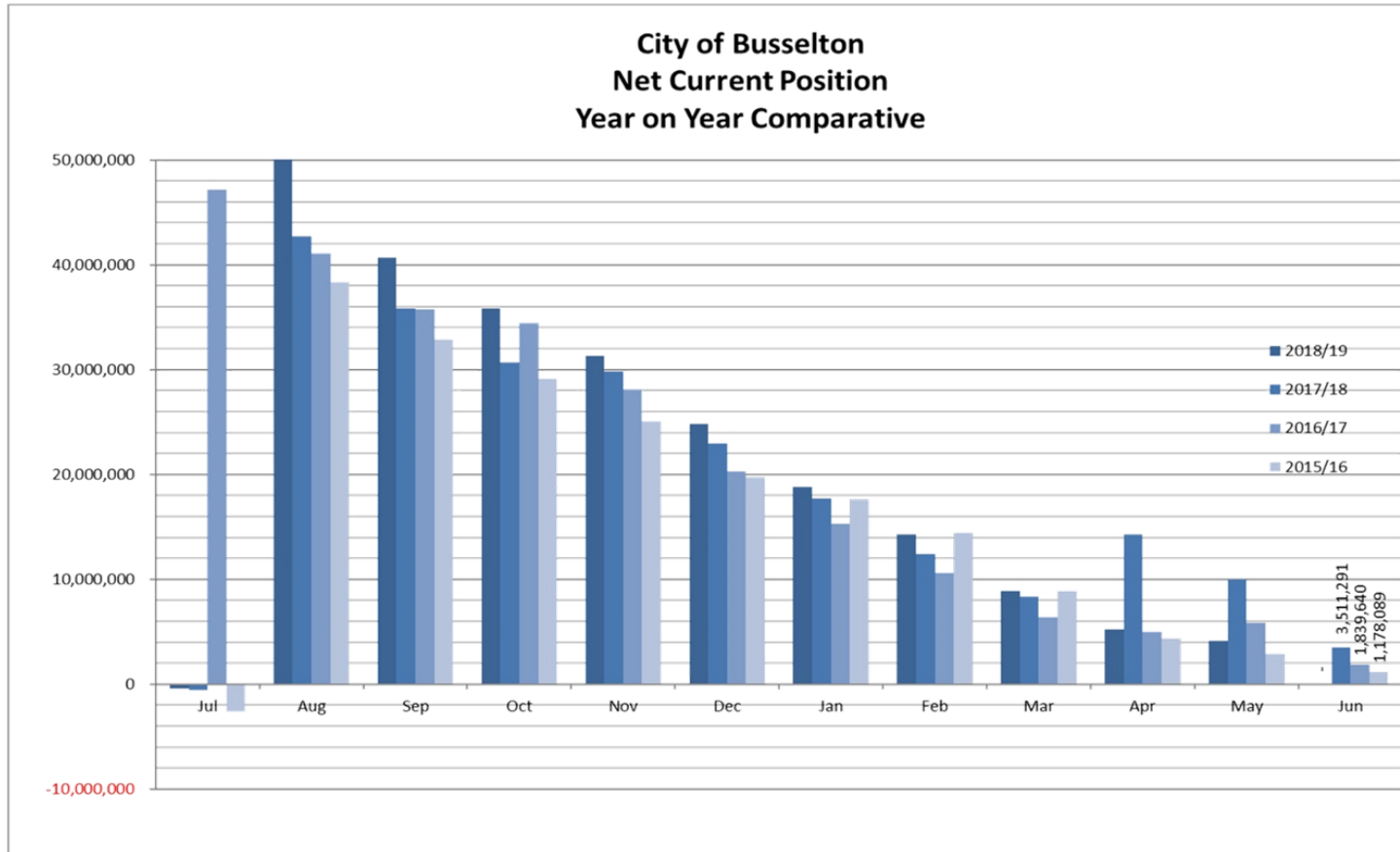
City of Busselton

**Reserves Movement Report**

For The Period Ending 31 May 2019

	2018/2019 Actual	2018/2019 Amended Budget YTD	2018/2019 Original Budget YTD	2018/2019 Amended Budget	2018/2019 Original Budget	2017/2018 Actual
	\$	\$	\$	\$	\$	\$
<b>121 Waste Management Facility and Plant Reserve</b>						
Accumulated Reserves at Start of Year	7,881,068.17	7,881,068.17	7,881,068.17	7,881,068.17	7,881,068.17	7,578,591.65
Interest transfer to Reserves	185,840.56	135,520.00	135,520.00	147,840.00	147,840.00	201,558.61
Transfer from Muni	1,312,542.00	1,312,542.00	1,312,542.00	1,431,862.00	1,431,862.00	2,007,303.35
Transfer to Muni	(893,157.18)	(3,810,590.00)	(3,810,590.00)	(4,160,590.00)	(4,140,590.00)	(1,906,385.44)
	8,486,293.55	5,518,540.17	5,518,540.17	5,300,180.17	5,320,180.17	7,881,068.17
<b>120 Strategic Projects Reserve</b>						
Accumulated Reserves at Start of Year	226,213.20	226,213.20	226,213.20	226,213.20	226,213.20	230,336.88
Interest transfer to Reserves	5,443.21	3,883.00	3,883.00	4,236.00	4,236.00	5,792.39
Transfer from Muni	22,913.00	22,913.00	22,913.00	25,000.00	25,000.00	25,000.00
Transfer to Muni	0.00	0.00	0.00	0.00	0.00	(34,916.07)
	254,569.41	253,009.20	253,009.20	255,449.20	255,449.20	226,213.20
<b>129 Untied Grants Reserve</b>						
Accumulated Reserves at Start of Year	0.00	0.00	0.00	0.00	0.00	1,146,659.00
Transfer to Muni	0.00	0.00	0.00	0.00	0.00	(1,146,659.00)
	0.00	0.00	0.00	0.00	0.00	0.00
<b>134 Civic and Administration Centre Construction Reserve</b>						
Accumulated Reserves at Start of Year	0.00	0.00	0.00	0.00	0.00	444,863.46
Transfer to Muni	0.00	0.00	0.00	0.00	0.00	(444,863.46)
	0.00	0.00	0.00	0.00	0.00	0.00
<b>Total Cash Back Reserves</b>	<b>58,515,364.98</b>	<b>51,575,712.23</b>	<b>51,490,507.20</b>	<b>40,257,675.23</b>	<b>40,891,615.20</b>	<b>47,978,518.20</b>
<b>Summary Reserves</b>						
Accumulated Reserves at Start of Year	47,978,518.20	47,978,518.20	47,978,518.20	47,978,518.20	47,978,518.20	43,539,055.90
Interest transfer to Reserves	1,304,592.24	825,000.00	825,000.00	900,000.00	900,000.00	1,130,739.25
Transfer from Muni	14,633,073.23	15,730,984.03	15,645,779.00	18,454,328.21	18,369,123.18	13,971,934.16
Transfer to Muni	(5,400,818.69)	(12,958,790.00)	(12,958,790.00)	(27,075,171.18)	(26,356,026.18)	(10,663,211.11)
<b>Closing Balance</b>	<b>58,515,364.98</b>	<b>51,575,712.23</b>	<b>51,490,507.20</b>	<b>40,257,675.23</b>	<b>40,891,615.20</b>	<b>47,978,518.20</b>









## 6.2 BUDGET AMENDMENT REQUEST / REVIEW

<b>SUBJECT INDEX:</b>	Budget Planning and Reporting
<b>STRATEGIC OBJECTIVE:</b>	Governance systems, process and practices are responsible, ethical and transparent.
<b>BUSINESS UNIT:</b>	Finance and Corporate Services
<b>ACTIVITY UNIT:</b>	Financial Services
<b>REPORTING OFFICER:</b>	Acting Manager Financial Services - Jeffrey Corker
<b>AUTHORISING OFFICER:</b>	Director Finance and Corporate Services - Tony Nottle
<b>VOTING REQUIREMENT:</b>	Absolute Majority
<b>ATTACHMENTS:</b>	

### PRÉCIS

This report seeks recommendation of the Finance Committee to Council for the approval of budget amendments as detailed in this report. Adoption of the Officers recommendation will result in no change to the City's current amended budgeted surplus position of \$0.

### BACKGROUND

Council adopted its 2018/2019 municipal budget on Wednesday, 25 July 2018 with a balanced budget position.

Since this time Council has been advised of certain expense changes that have impacted the original budget and Council is now being asked to consider budget amendments for the following key areas/projects:

#### 1. West Street Drainage

### STATUTORY ENVIRONMENT

Section 6.8 of the *Local Government Act 1995* refers to expenditure from the municipal fund that is not included in the annual budget. In the context of this report, where no budget allocation exists, expenditure is not to be incurred until such time as it is authorised in advance, by an absolute majority decision of the Council.

### RELEVANT PLANS AND POLICIES

There are multiple plans and policies that support the proposed budget amendments.

### FINANCIAL IMPLICATIONS

Budget amendments being sought will result in no change to Council's budget surplus position of \$0.

### LONG-TERM FINANCIAL PLAN IMPLICATIONS

There are no Long Term Financial Plan implications in relation to this item.

### STRATEGIC COMMUNITY OBJECTIVES

This matter principally aligns with Key Goal Area 6 – 'Leadership' and more specifically Community Objective 6.1 - 'Governance systems, process and practices are responsible, ethical and transparent'.

**RISK ASSESSMENT**

There is a risk to the City, as there is with all projects undertaken, that the final cost could exceed budget. If this looks to be the case Council will be notified so a suitable offset / project scope back can be identified.

**CONSULTATION**

No external consultation was considered necessary in relation to the budget amendments.

**OFFICER COMMENT**

The Officer recommends the following requested budget amendment to the Finance Committee for consideration and recommendation to Council.

**1. West Street Drainage**

This budget amendment seeks to transfer \$30,000 of the Glenmeer Ramble Drainage Project budget (D0020) to a new project titled West Street Drainage.

During a high rainfall event in May 2018 localised flooding occurred on West Street adjacent the recently developed Aldi and Kmart complex. Stormwater from the road (West Street) and overflow from the new carpark inundated 100 (Lot 16) West Street causing flood damage to the property. A design to bypass the flow of stormwater through to the existing wetland has been completed. These mitigation works are estimated to cost in the order of \$30,000. Due to the high risk of further stormwater flooding these works have been identified as urgent.

The drainage work at Glenmeer Ramble scheduled for this financial year have been postponed and relisted in the 2019/2020 budget.

**Planned Expenditure Item**

Officers propose that the 2018/2019 adopted budget be amended to reflect the following funding changes, shown in Table 1.

**Table 1:**

<i>Cost Code</i>	<i>Description</i>	<i>Current Budget</i>	<i>Change</i>	<i>Resulting Proposed Amended Budget</i>
<b>Expenditure</b>				
541.D0020.3035.0000	Glenmeer Ramble drainage project - Wages	\$11,780	-\$6,431	\$5,349
541.D0020.3280.0000	Glenmeer Ramble drainage project - Contractors	\$28,520	-\$15,337	\$13,183
541.D0020.6180.0000	Glenmeer Ramble drainage project - Overheads	\$15,000	-\$8,232	\$6,768
	<b>Total from Glenmeer Ramble</b>	<b>\$55,300</b>	<b>-\$30,000</b>	<b>25,300</b>

541.D0022.3035.0000	West Street Drainage - Wages	0	\$6,431	\$6,431
541.D022.3280.0000	West Street Drainage project - Contractors	0	\$15,337	\$15,337
541.D022.6180.0000	West Street Drainage project - Overheads	0	\$8,232	\$8,232
	<b>Total to West Street</b>	<b>\$0</b>	<b>\$30,000</b>	<b>\$30,000</b>
	<b>Net Total</b>	<b>\$55,300</b>	<b>0</b>	<b>\$55,300</b>

## CONCLUSION

Council's approval is sought to amend the budget as per the details contained in this report. Upon approval the proposed works will be planned, organised and completed.

## OPTIONS

The Council could decide not to go ahead with any or all of the proposed budget amendment requests.

## TIMELINE FOR IMPLEMENTATION OF OFFICER RECOMMENDATION

Should the Officer Recommendation be endorsed, the associated budget amendment will be processed within a month of being approved.



**OFFICER RECOMMENDATION**

That Council endorse the request budget amendment outlined in Table 1 below resulting in no change to an amended budget surplus position of \$0.

**Table 1:**

<i>Cost Code</i>	<i>Description</i>	<i>Current Budget</i>	<i>Change</i>	<i>Resulting Proposed Amended Budget</i>
<b>Expenditure</b>				
541.D0020.3035.0000	Glenmeer Ramble drainage project - Wages	\$11,780	-\$6,431	\$5,349
541.D0020.3280.0000	Glenmeer Ramble drainage project - Contractors	\$28,520	-\$15,337	\$13,183
541.D0020.6180.0000	Glenmeer Ramble drainage project - Overheads	\$15,000	-\$8,232	\$6,768
	<b>Total from Glenmeer Ramble</b>	<b>\$55,300</b>	<b>-\$30,000</b>	<b>25,300</b>
541.D0022.3035.0000	West Street Drainage - Wages	0	\$6,431	\$6,431
541.D022.3280.0000	West Street Drainage project - Contractors	0	\$15,337	\$15,337
541.D022.6180.0000	West Street Drainage project - Overheads	0	\$8,232	\$8,232
	<b>Total to West Street</b>	<b>\$0</b>	<b>\$30,000</b>	<b>\$30,000</b>
	<b>Net Total</b>	<b>\$55,300</b>	<b>0</b>	<b>\$55,300</b>

### 6.3 LIST OF PAYMENTS MADE - MAY 2019

<b>SUBJECT INDEX:</b>	Financial Operations
<b>STRATEGIC OBJECTIVE:</b>	Governance systems, process and practices are responsible, ethical and transparent.
<b>BUSINESS UNIT:</b>	Finance and Corporate Services
<b>ACTIVITY UNIT:</b>	Financial Services
<b>REPORTING OFFICER:</b>	Acting Manager Financial Services - Jeffrey Corker
<b>AUTHORISING OFFICER:</b>	Director Finance and Corporate Services - Tony Nottle
<b>VOTING REQUIREMENT:</b>	Simple Majority
<b>ATTACHMENTS:</b>	Attachment A List of Payments Made - May 2019  

#### **PRÉCIS**

This report provides details of payments made from the City's bank accounts for the month of May 2019, for noting by the Council and recording in the Council Minutes.

#### **BACKGROUND**

The Local Government (Financial Management) Regulations 1996 (Regulations) require that when the Council has delegated authority to the Chief Executive Officer to make payments from the City's bank accounts, that a list of payments made is prepared each month for presentation to, and noting by, Council.

#### **STATUTORY ENVIRONMENT**

Section 6.10 of the Local Government Act and more specifically, Regulation 13 of the Regulations refer to the requirement for a listing of payments made each month to be presented to the Council.

#### **RELEVANT PLANS AND POLICIES**

There are no relevant plans or policies to consider in relation to this matter.

#### **FINANCIAL IMPLICATIONS**

There are no financial implications associated with the officer recommendation.

#### **LONG-TERM FINANCIAL PLAN IMPLICATIONS**

There are no long term financial plan implications associated with the officer recommendation.

#### **STRATEGIC COMMUNITY OBJECTIVES**

This matter principally aligns with Key Goal Area 6 – 'Leadership' and more specifically Community Objective 6.1 - 'Governance systems, process and practices are responsible, ethical and transparent'.

#### **RISK ASSESSMENT**

Not Applicable.

#### **CONSULTATION**

Not Applicable.

**OFFICER COMMENT**

In accordance with regular custom, the list of payments made for the month of May 2019 is presented for information.

**CONCLUSION**

The list of payments made for the month of March 2019 is presented for information.

**OPTIONS**

Not Applicable.

**TIMELINE FOR IMPLEMENTATION OF OFFICER RECOMMENDATION**

Not Applicable.

**OFFICER RECOMMENDATION**

That the Committee notes payment of voucher numbers M116844 - 116985, EF064795 – EF065401, T007444 – T007449, and DD003777 – DD003817 together totalling \$8,313,817.07.



LISTING OF PAYMENTS MADE  
UNDER DELEGATED AUTHORITY  
FOR THE MONTH OF MAY 2019

MUNICIPAL ACCOUNT	CHEQUE # 116844 - 116985	\$ 343,555.10
ELECTRONIC TRANSFER PAYMENTS	EF064795 - EF065401	\$ 6,289,799.59
TRUST ACCOUNT	7444 - 7449	\$ 29,223.56
INTERNAL PAYMENT VOUCHERS	DD 3777 - 3817	\$ 1,651,238.82
		<b>\$ 8,313,817.07</b>

CHEQUE PAYMENTS - MAY 2019

DATE	TYPE	REF#	NAME	DESCRIPTION	AMOUNT
3/05/2019	CHQ	116844	DENISE SANBROOK	REFUND DOG REGISTRATION POST STERILISATION	\$ 75.00
3/05/2019	CHQ	116845	JULIE JAMES	REFUND OF RATE OVERPAYMENT	\$ 100.00
3/05/2019	CHQ	116846	BRENTON PETTIGROVE	REFUND OF RATE OVERPAYMENT	\$ 100.00
3/05/2019	CHQ	116847	GEOFFREY JONES	REFUND OF RATE OVERPAYMENT	\$ 70.68
3/05/2019	CHQ	116848	JENNIFER JORDANOFF	REFUND OF RATE OVERPAYMENT	\$ 718.44
3/05/2019	CHQ	116849	BARBARA ALLISON	REFUND OF RATE OVERPAYMENT	\$ 792.84
3/05/2019	CHQ	116850	JOHN & TONI SHEPHERD	REFUND OF RATE OVERPAYMENT	\$ 796.13
3/05/2019	CHQ	116851	GILLIAN HALY	REFUND OF RATE OVERPAYMENT	\$ 755.39
3/05/2019	CHQ	116852	VAILE DRAKE	REFUND OF RATE OVERPAYMENT	\$ 791.00
3/05/2019	CHQ	116853	CJ & RW MEHEUX	REFUND OF RATE OVERPAYMENT	\$ 750.00
3/05/2019	CHQ	116854	RJ & SG STOKES	REFUND OF RATE OVERPAYMENT	\$ 750.00
3/05/2019	CHQ	116855	CC & PE MORRISON	REFUND OF RATE OVERPAYMENT	\$ 750.00
3/05/2019	CHQ	116856	CAROL PACKUM	REFUND OF RATE OVERPAYMENT	\$ 100.00
3/05/2019	CHQ	116857	MICHELLE WRIGHT	DONATION-ASSIST WITH YOUNG READERS & WRITERS FESTIVAL	\$ 200.00
3/05/2019	CHQ	116858	BUSSELTON OLD TIME DANCE INC.	REFUND OF HALL & KEY DEPOSITS	\$ 200.00
3/05/2019	CHQ	116859	SERENDIPITY	REFUND OF HALL & KEY DEPOSITS	\$ 200.00
3/05/2019	CHQ	116860	CHEQUE CANCELLED	CHEQUE CANCELLED	\$ -
3/05/2019	CHQ	116861	CAPE NATURALISTE COLLEGE	REFUND OF HALL & KEY DEPOSITS	\$ 200.00
3/05/2019	CHQ	116862	DUNSBOROUGH ART SOCIETY	REFUND OF HALL & KEY DEPOSITS	\$ 185.00
3/05/2019	CHQ	116863	AAAAEWA (Australian Association of Environmental Education)	REFUND OF HALL & KEY DEPOSITS	\$ 200.00
6/05/2019	CHQ	116864	KAYLEIGH COOPER	REFUND SEPTIC APPLICATION & PERMIT FEE	\$ 236.00
6/05/2019	CHQ	116865	CHEQUE CANCELLED	CHEQUE CANCELLED	\$ -
6/05/2019	CHQ	116866	CHEQUE CANCELLED	CHEQUE CANCELLED	\$ -
6/05/2019	CHQ	116867	CHEQUE CANCELLED	CHEQUE CANCELLED	\$ -
6/05/2019	CHQ	116868	CHEQUE CANCELLED	CHEQUE CANCELLED	\$ -
6/05/2019	CHQ	116869	CHEQUE CANCELLED	CHEQUE CANCELLED	\$ -
6/05/2019	CHQ	116870	CHEQUE CANCELLED	CHEQUE CANCELLED	\$ -
6/05/2019	CHQ	116871	CHEQUE CANCELLED	CHEQUE CANCELLED	\$ -
6/05/2019	CHQ	116872	CHEQUE CANCELLED	CHEQUE CANCELLED	\$ -
6/05/2019	CHQ	116873	CHEQUE CANCELLED	CHEQUE CANCELLED	\$ -
6/05/2019	CHQ	116874	CHEQUE CANCELLED	CHEQUE CANCELLED	\$ -
6/05/2019	CHQ	116875	CHEQUE CANCELLED	CHEQUE CANCELLED	\$ -
6/05/2019	CHQ	116876	CHEQUE CANCELLED	CHEQUE CANCELLED	\$ -
6/05/2019	CHQ	116877	CHEQUE CANCELLED	CHEQUE CANCELLED	\$ -
6/05/2019	CHQ	116878	CHEQUE CANCELLED	CHEQUE CANCELLED	\$ -
6/05/2019	CHQ	116879	CHEQUE CANCELLED	CHEQUE CANCELLED	\$ -
6/05/2019	CHQ	116880	CHEQUE CANCELLED	CHEQUE CANCELLED	\$ -
6/05/2019	CHQ	116881	OSCAR NEGUS	FIRE OFFICER HONORARIUM	\$ 194.65
6/05/2019	CHQ	116882	DYNASTY CHINESE RESTAURANT	CATERING DURING BUSH FIRE SEASON	\$ 666.00
6/05/2019	CHQ	116883	CITY OF BUSSELTON - PETTY CASH	PETTY CASH REIMBURSEMENT	\$ 472.25
6/05/2019	CHQ	116884	DEPARTMENT OF TRANSPORT	PURCHASE SPECIAL SERIES NUMBER PLATE X 3	\$ 981.00
6/05/2019	CHQ	116885	MR A GUTHRIE	FIRE CONTROL OFFICER HONORARIUM	\$ 583.35
6/05/2019	CHQ	116886	BUSSELTON PUBLIC LIBRARY - PETTY CASH	PETTY CASH REIMBURSEMENT	\$ 149.80
6/05/2019	CHQ	116887	R & A COOPER	CROSSOVER SUBSIDY PAYMENT	\$ 148.10
6/05/2019	CHQ	116888	K & Y SUNTHARAKUMAR	CROSSOVER SUBSIDY PAYMENT	\$ 167.90
6/05/2019	CHQ	116889	T & G HAM	CROSSOVER SUBSIDY PAYMENT	\$ 261.80
6/05/2019	CHQ	116890	THI T T PHAM	CROSSOVER SUBSIDY PAYMENT	\$ 310.20
6/05/2019	CHQ	116891	L & K GERSON	CROSSOVER SUBSIDY PAYMENT	\$ 375.40
6/05/2019	CHQ	116892	DALE ALCOCK HOMES	REFUND WITHDRAWN DEVELOPMENT APPLICATION	\$ 147.00
6/05/2019	CHQ	116893	MICHAEL HONEYBONE	REFUND CANCELLED BUILDING APPLICATION	\$ 97.70
6/05/2019	CHQ	116894	JULIAN LEAVER	REFUND WITHDRAWN HOLIDAY HOME APPLICATION	\$ 364.00
6/05/2019	CHQ	116895	MELISSA HOLLAND	REFUND WITHDRAWN SECTION 40 APPLICATION FEE	\$ 150.00
6/05/2019	CHQ	116896	CITY OF BUSSELTON	REFUND RETURNED DA FEES AGAINST DA17/0861	\$ 295.00
7/05/2019	CHQ	116897	DEPARTMENT OF TRANSPORT	VEHICLE REGISTRATION BSN16090	\$ 119.85
7/05/2019	CHQ	116898	KEITH & PAULS BUCKINGHAM	BIODIVERSITY INCENTIVE REBATE	\$ 918.10
7/05/2019	CHQ	116899	CHRISTINE BYATT	BIODIVERSITY INCENTIVE REBATE	\$ 411.62
7/05/2019	CHQ	116900	MARY CRAIGIE	BIODIVERSITY INCENTIVE REBATE	\$ 509.25
7/05/2019	CHQ	116901	MARY CRAIGIE & EILEEN GREGORY	BIODIVERSITY INCENTIVE REBATE	\$ 1,500.00
7/05/2019	CHQ	116902	JESSICA CULLEN & MICHAEL PETERKIN	BIODIVERSITY INCENTIVE REBATE	\$ 1,219.28
10/05/2019	CHQ	116903	CHEQUE CANCELLED	CHEQUE CANCELLED	\$ -
7/05/2019	CHQ	116904	ANTHONY JOHN GRAHAM FISHER	BIODIVERSITY INCENTIVE REBATE	\$ 858.90
7/05/2019	CHQ	116905	JULIE AND DUNCAN GARDINER	BIODIVERSITY INCENTIVE REBATE	\$ 817.60
10/05/2019	CHQ	116906	CHEQUE CANCELLED	CHEQUE CANCELLED	\$ -
10/05/2019	CHQ	116907	CHEQUE CANCELLED	CHEQUE CANCELLED	\$ -
10/05/2019	CHQ	116908	CHEQUE CANCELLED	CHEQUE CANCELLED	\$ -
7/05/2019	CHQ	116909	COLIN & MARINA HOLDEN-TROITSKY	BIODIVERSITY INCENTIVE REBATE	\$ 315.62
7/05/2019	CHQ	116910	VALERIE HOPKINS	BIODIVERSITY INCENTIVE REBATE	\$ 250.00
7/05/2019	CHQ	116911	PETER JENNINGS	BIODIVERSITY INCENTIVE REBATE	\$ 1,417.70
7/05/2019	CHQ	116912	ANDREW AND MARG LINDSAY	BIODIVERSITY INCENTIVE REBATE	\$ 548.79



DATE	TYPE	REF#	NAME	DESCRIPTION	AMOUNT
7/05/2019	CHQ	116913	EVAN LITIS	BIODIVERSITY INCENTIVE REBATE	\$ 729.86
10/05/2019	CHQ	116914	CHEQUE CANCELLED	CHEQUE CANCELLED	\$ -
7/05/2019	CHQ	116915	WERNER MUELLER	BIODIVERSITY INCENTIVE REBATE	\$ 653.92
7/05/2019	CHQ	116916	MATTHEW NEAL	BIODIVERSITY INCENTIVE REBATE	\$ 462.98
7/05/2019	CHQ	116917	BETTY PEAKER	BIODIVERSITY INCENTIVE REBATE	\$ 1,500.00
7/05/2019	CHQ	116918	EMMA CLARE PINNELL	BIODIVERSITY INCENTIVE REBATE	\$ 880.49
10/05/2019	CHQ	116919	CHEQUE CANCELLED	CHEQUE CANCELLED	\$ -
7/05/2019	CHQ	116920	PETER AND JENNY STARK	BIODIVERSITY INCENTIVE REBATE	\$ 859.79
7/05/2019	CHQ	116921	KEITH & PAULA TAYLOR	BIODIVERSITY INCENTIVE REBATE	\$ 250.00
9/05/2019	CHQ	116922	CITY OF BUSSELTON	VARIOUS STAFF REIMBURSEMENTS	\$ 5,078.96
9/05/2019	CHQ	116923	CALLOWS CORNER NEWS	PAYROLL DEDUCTION STAFF LOTTO	\$ 278.00
10/05/2019	CHQ	116924	PETER KIELY	STAFF REIMBURSEMENT	\$ 35.95
10/05/2019	CHQ	116925	SYNERGY	ELECTRICITY SUPPLY & CHARGES	\$ 89,369.15
10/05/2019	CHQ	116926	TELSTRA CORPORATION	TELECOMMUNICATION CHARGES & SERVICES	\$ 17,706.25
10/05/2019	CHQ	116927	SUE SEAMAN	BIODIVERSITY INCENTIVE REBATE	\$ 513.67
10/05/2019	CHQ	116928	SHANNON & AMY MOLLOY	BIODIVERSITY INCENTIVE REBATE	\$ 437.92
10/05/2019	CHQ	116929	JOEL & FIONA HODGKINSON	BIODIVERSITY INCENTIVE REBATE	\$ 250.00
10/05/2019	CHQ	116930	CHEQUE CANCELLED	CHEQUE CANCELLED	\$ -
10/05/2019	CHQ	116931	DAVID & ELAINE GREENHILL	BIODIVERSITY INCENTIVE REBATE	\$ 738.47
10/05/2019	CHQ	116932	TRAVIS & JAIMIE DRYSDALE	BIODIVERSITY INCENTIVE REBATE	\$ 332.68
10/05/2019	CHQ	116933	KERRY & RIC HARVEY	BIODIVERSITY INCENTIVE REBATE	\$ 250.00
16/05/2019	CHQ	116934	CITY OF BUSSELTON DEPOT - PETTY CASH	PETTY CASH RECOUP	\$ 98.00
16/05/2019	CHQ	116935	GEOGRAPHE LEISURE CENTRE - PETTY CASH	PETTY CASH REIMBURSEMENT	\$ 240.80
16/05/2019	CHQ	116936	OZZIE PLANT PTY LTD	TOWN PLAN & ROAD BOND REFUND	\$ 5,434.00
17/05/2019	CHQ	116937	SYNERGY	ELECTRICITY SUPPLIES	\$ 4,272.85
17/05/2019	CHQ	116938	VOID	VOID	\$ -
17/05/2019	CHQ	116939	SHIRE OF DARDANUP	SIRSI DYNIX LICENSING PORTION LOCAL GOV'S	\$ 29,228.77
20/05/2019	CHQ	116940	THE AUSTRALIAN TAXATION OFFICE	FRINGE BENEFITS TAX RETURN LIABILITY	\$ 28,887.14
23/05/2019	CHQ	116941	CITY OF BUSSELTON	VARIOUS STAFF REIMBURSEMENTS	\$ 5,388.94
23/05/2019	CHQ	116942	CALLOWS CORNER NEWS	NEWSAGENCY / STATIONERY SUPPLIES	\$ 278.00
23/08/2019	CHQ	116943	CITY OF BUSSELTON	REFUND FOOD BUSINESS REGISTRATION	\$ 900.00
23/05/2019	CHQ	116944	BUSSELTON PUBLIC LIBRARY	PETTY CASH REIMBURSEMENT	\$ 208.20
24/05/2019	CHQ	116945	SYNERGY	ELECTRICITY SUPPLIES	\$ 60,443.40
24/08/2019	CHQ	116946	VOID	VOID	\$ -
24/05/2019	CHQ	116947	TELSTRA CORPORATION	COMMUNICATION SERVICES	\$ 10,418.00
24/05/2019	CHQ	116948	OBIE HERRING	DONATION TO ASSIST IN NATIONAL JNR TABLE TENNIS	\$ 300.00
24/05/2019	CHQ	116949	SOUTHERN DISTRICT AGRICULTURAL	DONATION TO ASSIST PURCHASE OF DISPLAY FRAMES FOR BUSSELTON SH	\$ 500.00
24/05/2019	CHQ	116950	DAVENA HALL	REFUND OF RATE OVERPAYMENT	\$ 792.84
24/05/2019	CHQ	116951	PAUL BOVELL	REFUND OF RATE OVERPAYMENT	\$ 730.75
24/05/2019	CHQ	116952	AH AND LI HARRIS	REFUND OF RATE OVERPAYMENT	\$ 750.00
24/05/2019	CHQ	116953	GORDON WHITE	REFUND OF RATE OVERPAYMENT	\$ 741.00
24/05/2019	CHQ	116954	WH AND VM DAVIS	REFUND OF RATE OVERPAYMENT	\$ 780.02
24/05/2019	CHQ	116955	WG AND PI TURNBULL	REFUND OF RATE OVERPAYMENT	\$ 120.50
27/05/2019	CHQ	116956	CHEQUE CANCELLED	CHEQUE CANCELLED	\$ -
24/05/2019	CHQ	116957	DAVID OWEN	REFUND OF RATE OVERPAYMENT	\$ 100.00
24/05/2019	CHQ	116958	OZZIEPLANT PTY LTD	REFUND OF RATE OVERPAYMENT	\$ 1,427.09
24/05/2019	CHQ	116959	EAST BUSSELTON ESTATE PTY LTD	REFUND OF RATE OVERPAYMENT	\$ 378.00
24/05/2019	CHQ	116960	MONDSUT CORPORATION	CROSSOVER SUBSIDY PAYMENT	\$ 485.10
27/05/2019	CHQ	116961	ELSIE HATCH	REFUND OF ANIMAL TRAP BOND	\$ 100.00
27/05/2019	CHQ	116962	GRAI	REFUND OF HALL & KEY DEPOSITS	\$ 200.00
27/05/2019	CHQ	116963	OFFICE OF STATE REVENUE	REFUND OF RATE OVERPAYMENT	\$ 4.62
27/05/2019	CHQ	116964	NM AND JM DODGE	REFUND OF RATE OVERPAYMENT	\$ 132.16
27/05/2019	CHQ	116965	MARY DONALD NOMINEES	REFUND OF RATE OVERPAYMENT	\$ 1,430.00
27/05/2019	CHQ	116966	HALSALL AND ASSOCIATES	REFUND DEVELOPMENT APPLICATION FEE	\$ 960.00
27/05/2019	CHQ	116967	MARGARET NIELSEN	REFUND HOLIDAY HOME APPLICATION FEE	\$ 374.00
27/05/2019	CHQ	116968	LACHLAN GUTHRIE	REFUND DEVELOPMENT APPLICATION FEE	\$ 1,120.00
27/05/2019	CHQ	116969	PETER WATERS	REFUND OF RATE OVERPAYMENT	\$ 100.00
28/05/2019	CHQ	116970	DG AND LM BERGLUND	TOWN PLAN & ROAD BOND REFUND	\$ 1,957.50
28/05/2019	CHQ	116971	DG AND LM BERGLUND	TOWN PLAN & ROAD BOND REFUND	\$ 2,767.50
29/05/2019	CHQ	116972	TERRY WHITE CHEMIST	FIRST AID SUPPLIES	\$ 99.95
29/05/2019	CHQ	116973	EXCLAIMER LTD	EXCHANGE SERVER SOFTWARE	\$ 896.00
29/05/2019	CHQ	116974	WA STRATA MANAGEMENT	STRATA LEVY FEES & WATER CONSUMPTION	\$ 2,025.55
29/05/2019	CHQ	116975	SYNERGY	ELECTRICITY SUPPLIES	\$ 5,529.60
29/05/2019	CHQ	116976	ONSOLUTION PTY LTD	HEALTH RELATED EDUCATION SUPPLIES	\$ 126.50
29/05/2019	CHQ	116977	BUSSELTON WATER CORPORATION	WATER SERVICES	\$ 5,715.68
29/05/2019	CHQ	116978	CALLOWS CORNER NEWSAGENCY	NEWSPAPERS AND STATIONERY SUPPLIES	\$ 724.05
29/05/2019	CHQ	116979	WATER CORPORATION	WATER SERVICES	\$ 91.66
29/05/2019	CHQ	116980	AUSTRALIAN COMMUNICATIONS & MEDIA AUTHORITY	LICENCE RENEWAL RADIO COMMUNICATION SERVICES	\$ 45.00
29/05/2019	CHQ	116981	SCRIPTURE UNION CAMP GEOGRAPHE	YACTIVATE CAMP ACCOMMODATION	\$ 769.30
29/05/2019	CHQ	116982	FRED ROSE EXCAVATOR HIRE	EARTHMOVING - CONSTRUCT/DIG DRAIN CHAIN AVE	\$ 17,424.00
30/05/2019	CHQ	116983	DEPARTMENT OF TRANSPORT	PLANT REGISTRATION	\$ 55.40
30/05/2019	CHQ	116984	CHEQUE CANCELLED	CHEQUE CANCELLED	\$ -
31/05/2019	CHQ	116985	BUSSELTON UPHOLSTERERS	UPHOLSTER ARMCHAIRS	\$ 5,453.80
					\$ 343,555.10

EFT PAYMENTS -MAY 2019

DATE	TYPE	REF#	NAME	DESCRIPTION	AMOUNT
3/05/2019	EFO	64795	PETER STARK	BUSHFIRE OFFICER HONORARIUM	\$ 388.75
3/05/2019	EFO	64796	MIKE ARCHER	REIMBURSE STAFF EXPENSES INCURRED CME MEETING PORT HEADLAND	\$ 139.81
3/05/2019	EFO	64797	CHRIS PAYNE	BUSHFIRE OFFICER HONORARIUM	\$ 194.65
3/05/2019	EFO	64798	WA EXTERNAL SOLUTIONS	GUTTER MAINTENANCE VARIOUS COB BUILDINGS	\$ 23,265.00
3/05/2019	EFO	64799	MARY EVERLUSS	REIMBURSE STAFF EXPENSES INCURRED STATIONERY ITEMS	\$ 57.10
3/05/2019	EFO	64800	BINDI NUTRITION PTY LTD	ENERGY AND NUTRITION PRODUCTS	\$ 478.96
3/05/2019	EFO	64801	NAOMI DAVEY	REIMBURSE STAFF EXPENSES INCURRED NATURE PLAY ITEMS	\$ 144.70
3/05/2019	EFO	64802	GLOBAL SYNTHETICS PTY LTD	GEOTEXTILES AND GABIONS	\$ 4,115.57
3/05/2019	EFO	64803	CAROLYN RYDER	REIMBURSE STAFF EXPENSES INCURRED STUDY COSTS	\$ 666.37
3/05/2019	EFO	64804	BIG SKY DESIGN SOLUTIONS	ELECTRICAL & LIGHTING CONSULTANCY & DESIGN	\$ 2,596.00
3/05/2019	EFO	64805	BLAKE MOORE	REIMBURSE STAFF EXPENSES INCURRED TRAINING EXPENSE	\$ 399.99
3/05/2019	EFO	64806	KENT LYON ARCHITECT	DEVELOPMENT OF DETAILED DESIGN SPECS	\$ 2,178.00
3/05/2019	EFO	64807	HARBECKS TRANSPORT	GRAVEL SUPPLIES	\$ 99,130.37
3/05/2019	EFO	64808	MANDY RIDGWELL	DEPOSIT REFUND (LESS CANCELLATION FEE) BJTP	\$ 87.00
3/05/2019	EFO	64809	IAN WATSON	REIMBURSE STAFF EXPENSES INCURRED POLICE CLEARANCE	\$ 54.30

DATE	TYPE	REF#	NAME	DESCRIPTION	AMOUNT
3/05/2019	EFO	64810	STEPHEN AND TRACY PARNHAM	CONTRIBUTION WITH SCHEME WATER COSTS (AFFECTED BY CONTAMINA	\$ 2,571.60
3/05/2019	EFO	64811	CHRISTIE MCCAHOON	REFUND DOG REGISTRATION POST STERILISATION	\$ 150.00
3/05/2019	EFO	64812	SHEILA MUIR (DIGITAL TUTOR)	REIMBURSE EXPENSES INCURRED POLICE CLEARANCE	\$ 54.30
3/05/2019	EFO	64813	ROSALIE VAN	REFUND DOG REGISTRATION POST STERILISATION	\$ 150.00
3/05/2019	EFO	64814	SUBHADRA GERARD	REFUND OF HALL & KEY DEPOSITS	\$ 200.00
3/05/2019	EFO	64815	GAIL GEORGE	REIMBURSE EXPENSES INCURRED POLICE CLEARANCE	\$ 54.30
3/05/2019	EFO	64816	EAGLE BAY VOLUNTEER BUSHFIRE BRIGADE	PETTY CASH REIMBURSEMENT	\$ 44.05
3/05/2019	EFO	64817	DUNSBOROUGH VOLUNTEER BUSHFIRE BRIGADE	PETTY CASH REIMBURSEMENT	\$ 317.50
3/05/2019	EFO	64818	THINK WATER DUNSBOROUGH	DESIGN,SUPPLY,INSTALL CIRCULATING SYSTEMS DWF	\$ 20,647.00
3/05/2019	EFO	64819	BUSSELTON STATE EMERGENCY SERVICE	PETTY CASH REIMBURSEMENT	\$ 587.60
3/05/2019	EFO	64820	COLES	GCL CAFÉ GROCERIES	\$ 245.34
3/05/2019	EFO	64821	KALOORUP BUSHFIRE BRIGADE	PETTY CASH REIMBURSEMENT	\$ 203.75
3/05/2019	EFO	64822	SUSSEX BUSHFIRE BRIGADE	PETTY CASH REIMBURSEMENT	\$ 204.85
3/05/2019	EFO	64823	GRASSIAS TURF MANAGEMENT	CRICKET PITCH MANAGEMENT SERVICES	\$ 3,900.00
3/05/2019	EFO	64824	YOONGARILLUP BUSHFIRE BRIGADE	PETTY CASH REIMBURSEMENT	\$ 130.00
3/05/2019	EFO	64825	CITY AND REGIONAL FUELS	FUEL SUPPLY AND SERVICES	\$ 5,682.43
3/05/2019	EFO	64826	MAX OWENS & CO	LEGAL SERVICES	\$ 2,344.57
3/05/2019	EFO	64827	BDA TREE LOPPING	TREE LOPPING SERVICES-PRUNING & LOPPING LIMBS	\$ 9,946.20
3/05/2019	EFO	64828	BROADWATER BRICK PAVING	PAVING SERVICES-CAPPING REPAIRS	\$ 1,200.00
9/05/2019	EFO	64829	HIF	HEALTH INSURANCE (PAYROLL)	\$ 247.85
9/05/2019	EFO	64830	PAY-PLAN PTY LTD	SALARY PACKAGING (PAYROLL)	\$ 21,399.72
9/05/2019	EFO	64831	GR & LC CHRISTIAN	STAFF RENT (PAYROLL)	\$ 1,200.00
9/05/2019	EFO	64832	ACTON SOUTH WEST	STAFF RENT (PAYROLL)	\$ 1,100.00
9/05/2019	EFO	64833	AUSTRALIAN TAXATION OFFICE	PAYG TAXATION (PAYROLL)	\$ 242,359.00
9/05/2019	EFO	64834	AUSTRALIAN SERVICES UNION	UNION FEES (PAYROLL)	\$ 49.80
9/05/2019	EFO	64835	HBF HEALTH LIMITED	MEDICAL INSURANCE (PAYROLL)	\$ 118.65
9/05/2019	EFO	64836	LOCAL GOVT RACE COURSE & CEMETERY EMPLOYEES	UNION FEES (PAYROLL)	\$ 399.76
9/05/2019	EFO	64837	DEPUTY CHILD SUPPORT REGISTRAR	SALARY DEDUCTIONS (PAYROLL)	\$ 570.08
9/05/2019	EFO	64838	CITY OF BUSSELTON-SOCIAL CLUB	SOCIAL CLUB STAFF MEMBERSHIP (PAYROLL)	\$ 222.00
9/05/2019	EFO	64839	STAFF CHRISTMAS CLUB	PAYROLL DEDUCTIONS (PAYROLL)	\$ 3,417.18
8/05/2019	EFO	64840	SUPERCHOICE	PAYROLL SUPERANNUATION	\$ 163,922.31
10/05/2019	EFO	64841	OLIVER DARBY	STAFF REIMBURSEMENT	\$ 79.99
10/05/2019	EFO	64842	DENNIS HADDON	ART SALES	\$ 21.00
10/05/2019	EFO	64843	CR. G HENLEY	COUNCILLOR PAYMENT	\$ 10,350.84
10/05/2019	EFO	64844	PHIL HOLLETT PHOTOGRAPHY	ART SALES	\$ 60.90
10/05/2019	EFO	64845	LINDA KUSAL	STAFF REIMBURSEMENT	\$ 50.00
10/05/2019	EFO	64846	CR. J McCALLUM	COUNCILLOR PAYMENT	\$ 5,115.25
10/05/2019	EFO	64847	DOROTHY SADDLETON	ART SALES	\$ 88.90
10/05/2019	EFO	64848	ANDERS HAMMARSTROM	ART SALES	\$ 28.00
10/05/2019	EFO	64849	GEO METALS	MANUFACTURE & INSTALL METAL FABRICATIONS	\$ 4,180.00
10/05/2019	EFO	64850	PHASE 3 LANDSCAPE CONSTRUCTION PTY LTD	LANDSCAPING SERVICES	\$ 1,280.36
10/05/2019	EFO	64851	CRANEFORD PLUMBING PTY LTD	PLUMBING SERVICES BUSSELTON TENNIS CLUB	\$ 41,986.75
13/05/2019	EFO	64852	CHEQUE CANCELLED	CHEQUE CANCELLED	\$ -
10/05/2019	EFO	64853	CR. R BENNETT	COUNCILLOR PAYMENT	\$ 2,759.42
10/05/2019	EFO	64854	JACQUELINE HAPP	STAFF REIMBURSEMENT	\$ 100.97
10/05/2019	EFO	64855	SANDROPER CONTRACTING	LIQUID WASTE REMOVAL SERVICE	\$ 2,514.00
10/05/2019	EFO	64856	CR. R REEKIE	COUNCILLOR PAYMENT	\$ 2,759.42
10/05/2019	EFO	64857	CR. R PAINE	COUNCILLOR PAYMENT	\$ 2,759.42
10/05/2019	EFO	64858	CR. P CARTER	COUNCILLOR PAYMENT	\$ 2,759.42
10/05/2019	EFO	64859	BUNBURY COFFEE MACHINES	COFFEE MACHINE SUPPLIES - GLC	\$ 455.00
10/05/2019	EFO	64860	ALINTA ENERGY	GAS SUPPLY CHARGES	\$ 81.75
10/05/2019	EFO	64861	REDFISH TECHNOLOGIES PTY LTD	REPAIR TO DAMAGED LED UNITS	\$ 1,798.50
10/05/2019	EFO	64862	RUTH BROOKS	ART SALES	\$ 56.00
13/05/2019	EFO	64863	CHEQUE CANCELLED	CHEQUE CANCELLED	\$ -
10/05/2019	EFO	64864	SW ENVIRONMENTAL	ENVIRONMENTAL SERVICES	\$ 838.75
10/05/2019	EFO	64865	JENNIFER BROWN	ART SALES	\$ 44.80
10/05/2019	EFO	64866	ELAMOORE NATURAL SOAPS & COSMETICS PTY LTD	ART SALES	\$ 36.40
10/05/2019	EFO	64867	KATE WESTERN	STAFF REIMBURSEMENT	\$ 123.70
10/05/2019	EFO	64868	STALEY FOOD & PACKAGING	CLEANING CHEMICALS	\$ 2,462.77
10/05/2019	EFO	64869	KITCHEN TAKEOVERS	CATERING-SWPLG MEETING	\$ 180.00
10/05/2019	EFO	64870	CR. L MILES	COUNCILLOR PAYMENT	\$ 2,759.42
10/05/2019	EFO	64871	CR. K HICK	COUNCILLOR PAYMENT	\$ 3,054.64
10/05/2019	EFO	64872	MICHAEL VIVIAN	ART SALES	\$ 66.50
10/05/2019	EFO	64873	THE PROMO TREE	PROMOTIONAL ITEMS-BRIGADE POLO SHIRTS	\$ 1,566.95
10/05/2019	EFO	64874	SUBHADRA GERARD	BOND REFUND	\$ 360.00
10/05/2019	EFO	64875	PATRICK MARSHALL	STAFF REIMBURSEMENT	\$ 82.30
10/05/2019	EFO	64876	JIM BERRY	REIMBURSEMENT POLICE CLEARANCE	\$ 54.30
10/05/2019	EFO	64877	DHARMAPALA KADAMPA MEDITATION CENTRE	BOND REFUND	\$ 500.00
10/05/2019	EFO	64878	B & J CATALANO PTY LTD	GRAVEL CRUSHING & LAYING	\$ 10,949.91
10/05/2019	EFO	64879	ROD'S AUTO ELECTRICS	AUTO ELECTRICAL SERVICES	\$ 649.81
10/05/2019	EFO	64880	BUSSELTON PEST & WEED CONTROL	PEST & WEED CONTROL SERVICES	\$ 3,984.86
10/05/2019	EFO	64881	BUNNINGS BUILDING SUPPLIES	HARDWARE SUPPLIES	\$ 638.91
10/05/2019	EFO	64882	MEETING MASTERS	TRAINING SERVICES JACQUI HAPP	\$ 495.00
10/05/2019	EFO	64883	ILLION AUSTRALIA	BUSINESS NAME AND COMPANY SEARCHES	\$ 271.05
10/05/2019	EFO	64884	COLES	COUNCIL & STAFF REFRESHMENTS	\$ 298.10
10/05/2019	EFO	64885	JUNE ANDERSON	ART SALES	\$ 210.00
10/05/2019	EFO	64886	INNOVEST CONSTRUCTION	BUSSELTON TENNIS CLUB-CONSTRUCTION SERVICES	\$ 287,904.66
10/05/2019	EFO	64887	LAMANNA COMMERCIAL PLUMBING & DRAINAGE	PLUMBING SERVICES	\$ 7,799.00
10/05/2019	EFO	64888	OWEN G ISBEL	ART SALES	\$ 175.20
17/05/2019	EFO	64889	AUSQ TRAINING	TRAINING SERVICES	\$ 1,339.00
17/05/2019	EFO	64890	GEOGRAPHE FORD	VEHICLE PURCHASES / SERVICES / PARTS	\$ 86.72
17/05/2019	EFO	64891	CRANEFORD PLUMBING PTY LTD	PLUMBING SERVICES-BUSSELTON TENNIS CLUB	\$ 14,786.68
17/05/2019	EFO	64892	OPTUS BILLING SERVICES PTY LTD	FIXED INTERNET ACCESS	\$ 2,500.00
17/05/2019	EFO	64893	TAJUI HOUSE	WELLNESS PROGRAM	\$ 250.00
17/05/2019	EFO	64894	COLIN WOODFORD CARPENTRY & FINE FURNITURE	CARPENTRY SERVICES	\$ 5,418.00
17/05/2019	EFO	64895	OCEAN AIR CARPET CARE	CLEANING SERVICES	\$ 4,848.80
17/05/2019	EFO	64896	BUSSELTON DUNSBOROUGH MAIL	ADVERTISING SERVICES	\$ 157.50
17/05/2019	EFO	64897	ALINTA ENERGY	GAS SUPPLY CHARGES	\$ 54.60
17/05/2019	EFO	64898	ANDREW PEARCE	STAFF REIMBURSEMENT	\$ 839.40
17/05/2019	EFO	64899	WHEELBITE	GRANT FUNDING SOGGYBONES SKATE SHOP	\$ 2,750.00
17/05/2019	EFO	64900	STALEY FOOD & PACKAGING	CLEANING CHEMICALS	\$ 1,237.50

DATE	TYPE	REF#	NAME	DESCRIPTION	AMOUNT
17/05/2019	EFO	64901	KITCHEN TAKEOVERS	CATERING	\$ 384.00
17/05/2019	EFO	64902	WASTECH ENGINEERING PTY LTD	WASTE COMPACTION SYSTEM	\$ 13,640.00
17/05/2019	EFO	64903	JET ADVENTURES	BOND REFUND	\$ 2,500.00
17/05/2019	EFO	64904	SHANE STIRLING	BOND REFUND	\$ 500.00
17/05/2019	EFO	64905	SEA CHANGE NEWS	PERIODICALS & NEWSPAPERS	\$ 461.75
17/05/2019	EFO	64906	CONTRAFLOW PTY LTD	TRAFFIC MANAGEMENT	\$ 418.61
17/05/2019	EFO	64907	JPS RIGGING SERVICES	RIGGING & MAINTENANCE SERVICES	\$ 5,500.00
17/05/2019	EFO	64908	HARBECKS TRANSPORT	SAND AND GRAVEL SUPPLIES	\$ 12,539.18
17/05/2019	EFO	64909	OZGE	WATER AND TOILET CART - AIRPORT	\$ 29,645.00
17/05/2019	EFO	64910	PAUL GUNNING	STAFF REIMBURSEMENT	\$ 69.68
17/05/2019	EFO	64911	AIGLE ROYAL DEVELOPMENTS	REFUND ROADWORKS BOND	\$ 37,811.00
17/05/2019	EFO	64912	PURE PRIMAL LIFESTYLES	CLIMBING EQUIPMENT	\$ 1,600.00
17/05/2019	EFO	64913	ECOEDEGE ENVIRONMENTAL SERVICES	FLORA AND VEGETATION ASSESSMENT	\$ 12,556.50
17/05/2019	EFO	64914	FOOTBALL WEST LTD	SOUTH WEST FESTIVAL OF FOOTBALL EVENT	\$ 2,200.00
17/05/2019	EFO	64915	GP DOWN SOUTH	BOND REFUND & OVERPAYMENT	\$ 525.00
17/05/2019	EFO	64916	JENNIFER QUINLAN	ANIMAL TRAP BOND REFUND	\$ 100.00
17/05/2019	EFO	64917	KATHRYN WELLINGS	ANIMAL TRAP BOND REFUND	\$ 100.00
17/05/2019	EFO	64918	DUNSBOROUGH ROLLERSKATING CLUB	FACILITY HIRE BOND REFUND	\$ 285.00
17/05/2019	EFO	64919	D & J BLACKWELL	BITP REFUND	\$ 97.00
17/05/2019	EFO	64920	J D'AGOSTINO & S LUFF ARCHITECTS	ARCHITECTURAL SERVICES	\$ 4,867.77
17/05/2019	EFO	64921	B & J CATALANO PTY LTD	SUPPLY AND LAY CRUSHED GRAVEL	\$ 17,317.42
17/05/2019	EFO	64922	MALATESTA ROAD PAVING & HOTMIX	SUPPLY AND LAY ROAD SURFACING	\$ 141,572.72
17/05/2019	EFO	64923	REPCO AUTO PARTS	PLANT SERVICING AND PARTS	\$ 335.87
17/05/2019	EFO	64924	BUSSELTON PEST & WEED CONTROL	PEST CONTROL SERVICES	\$ 9,982.50
17/05/2019	EFO	64925	ELLIOTTS SMALL ENGINES	HUSQVARNA MOWER WITH CUTTING DECK	\$ 11,159.00
17/05/2019	EFO	64926	COLES	GLC CAFÉ GROCERIES AND SUPPLIES	\$ 406.47
17/05/2019	EFO	64927	LOCK AROUND THE CLOCK	LOCKSMITH WORKS & SERVICES	\$ 2,801.95
17/05/2019	EFO	64928	ANDREW HUNT	STAFF REIMBURSEMENT EXPENSES	\$ 487.85
17/05/2019	EFO	64929	SOUTH WEST CATCHMENT COUNCIL	FACILITY HIRE BOND REFUND	\$ 200.00
17/05/2019	EFO	64930	STRATEGEN ENVIRONMENTAL CONSULTANTS PTY LTD	CONSULTANCY SERVICES-EASTERN LINK	\$ 15,528.26
17/05/2019	EFO	64931	TARVIA PTY LTD	SUPPLY & DELIVER TIMBER FOR JETTY HANDRAIL	\$ 36,467.20
17/05/2019	EFO	64932	GROCKOCK GLASS	GLASS WORK SERVICES	\$ 4,481.90
23/05/2019	EFO	64933	HIF	HEALTH INSURANCE (PAYROLL)	\$ 247.85
23/05/2019	EFO	64934	PAY-PLAN PTY LTD	SALARY PACKAGING (PAYROLL)	\$ 19,829.38
23/05/2019	EFO	64935	GR & LC CHRISTIAN	STAFF RENT (PAYROLL)	\$ 1,200.00
23/05/2019	EFO	64936	ACTON SOUTH WEST	STAFF RENT (PAYROLL)	\$ 1,100.00
23/05/2019	EFO	64937	AUSTRALIAN TAXATION OFFICE	PAYG TAXATION (PAYROLL)	\$ 236,206.00
23/05/2019	EFO	64938	AUSTRALIAN SERVICES UNION	UNION FEES (PAYROLL)	\$ 49.80
23/05/2019	EFO	64939	LOCAL GOV'T RACE COURSE & CEMETERY EMPLOYEES	UNION FEES (PAYROLL)	\$ 399.76
23/05/2019	EFO	64940	DEPUTY CHILD SUPPORT REGISTRAR	SALARY DEDUCTIONS (PAYROLL)	\$ 570.08
23/05/2019	EFO	64941	CITY OF BUSSELTON-SOCIAL CLUB	SOCIAL CLUB STAFF MEMBERSHIP (PAYROLL)	\$ 224.00
23/05/2019	EFO	64942	STAFF CHRISTMAS CLUB	PAYROLL DEDUCTIONS (PAYROLL)	\$ 3,517.18
23/05/2019	EFO	64943	SUPER CHOICE	SUPERANNUATION	\$ 166,320.66
24/05/2019	EFO	64944	TRAFFIC FORCE	TRAFFIC MANAGEMENT SERVICES	\$ 122,214.48
24/05/2019	EFO	64945	WEST AUSTRALIAN CAR CLUB (INC.)	QUIT FORREST RALLY SPONSORSHIP	\$ 13,750.00
24/05/2019	EFO	64946	SHOREWATER MARINE PTY LTD	BSN JETTY REFURBISHMENT	\$ 15,875.75
24/05/2019	EFO	64947	PENNY CROWLEY	STAFF REIMBURSEMENT	\$ 176.00
24/05/2019	EFO	64948	LANDSAVE ORGANICS	SUPPLY AND DELIVER COMPOST	\$ 4,620.00
24/05/2019	EFO	64949	TONIA KILIAN	STAFF REIMBURSEMENT	\$ 104.40
24/05/2019	EFO	64950	AZILITY/PLANET FOOTPRINT	IT SOFTWARE	\$ 5,432.90
24/05/2019	EFO	64951	JONES MARINE	DIVING WORKS AND MAINTENANCE	\$ 2,100.00
24/05/2019	EFO	64952	CS LEGAL - BUNBURY	REFUND RATES OVERPAYMENT	\$ 504.00
24/05/2019	EFO	64953	KITCHEN TAKEOVERS	CATERING RIDE 2 WORK BREAKFAST	\$ 640.00
24/05/2019	EFO	64954	VICKI NICHOLSON	ART CLASSES	\$ 490.00
24/05/2019	EFO	64955	KELLY PALMER	INSTALLATION OF SCHEME WATER FOR IRRIGATION	\$ 7,744.10
24/05/2019	EFO	64956	C & G NORRIS	INSTALLATION OF SCHEME WATER FOR IRRIGATION	\$ 11,069.72
24/05/2019	EFO	64957	SHANE & ALEXIS JENNINGS	INSTALLATION OF SCHEME WATER	\$ 11,473.28
24/05/2019	EFO	64958	CRAIG & LISA BASELL	WATER CHARGES REIMBURSEMENT	\$ 665.65
24/05/2019	EFO	64959	TEAGAN FYNN	MUSIC WORKSHOP	\$ 600.00
24/05/2019	EFO	64960	DAVID NICHOLSON	STAFF REIMBURSEMENT	\$ 258.40
24/05/2019	EFO	64961	KELLY MCGORLICK	INSTALLATION OF SCHEME WATER FOR IRRIGATION	\$ 8,000.00
24/05/2019	EFO	64962	VETERAN CAR CLUB OF WA INC	RELOCATE & CONSTRUCT CLUBHOUSE	\$ 77,080.29
24/05/2019	EFO	64963	JE HILL	RATES REFUND	\$ 240.18
24/05/2019	EFO	64964	CITY OF BUSSELTON-SOCIAL CLUB	SOCIAL CLUB REIMBURSEMENT	\$ 90.00
24/05/2019	EFO	64965	COLES	GLC & YOUTH CENTRE GROCERIES	\$ 468.63
24/05/2019	EFO	64966	BURKE AIR	AIR CONDITIONING SERVICES	\$ 9,033.64
24/05/2019	EFO	64967	STRATAGREEN	NURSERY /PLANTER BOXES SUPPLIES	\$ 14,863.64
28/05/2019	EFO	64968	ELLIOTS IRRIGATION PTY LTD	IRRIGATION SERVICES	\$ 1,117.60
28/05/2019	EFO	64969	WALGA	WALGA TRAINING SERVICES	\$ 528.00
28/05/2019	EFO	64970	TRAFFIC FORCE	TRAFFIC MANAGEMENT SERVICES	\$ 5,625.23
28/05/2019	EFO	64971	LEGALWISE SEMINARS PTY LTD	TRAINING SERVICES	\$ 490.00
28/05/2019	EFO	64972	UNITING CHURCH PARISH OF BUSSELTON	WORKSHOP RAG SUPPLIER	\$ 150.00
28/05/2019	EFO	64973	BEYOND SAFETY	PROTECTIVE CLOTHING & SAFETY EQUIPMENT	\$ 145.00
28/05/2019	EFO	64974	GOOD GUYS BUSSELTON	ELECTRICAL SUPPLIES	\$ 99.00
28/05/2019	EFO	64975	BUSSELTON HYDRAULIC SERVICES INC	HYDRAULIC SERVICES	\$ 1,480.20
28/05/2019	EFO	64976	PHIL HOLLETT PHOTOGRAPHY	ART SALES	\$ 95.00
28/05/2019	EFO	64977	LEEUWIN CIVIL PTY LTD	HIRE EQUIPMENT SERVICES	\$ 186,931.43
28/05/2019	EFO	64978	ADELPHI TAILORING COMPANY	PROTECTIVE CLOTHING SUPPLIER	\$ 280.50
28/05/2019	EFO	64979	SHRED-SHED DOCUMENT SHREDDING	DOCUMENT SHREDDING	\$ 656.00
28/05/2019	EFO	64980	WESTERN AUSTRALIAN CRICKET ASSOCIATION	SOIL AND WICKET CLAY SUPPLIES	\$ 4,040.00
28/05/2019	EFO	64981	BATTERY ALL TYPES	BATTERY SUPPLIES	\$ 153.90
28/05/2019	EFO	64982	MEDELECT	DEFIBRILLATOR MAINTENANCE	\$ 599.50
28/05/2019	EFO	64983	JIGSAW SIGNS & PRINT	SIGNAGE SERVICES	\$ 110.00
28/05/2019	EFO	64984	BUNBURY TRUCKS	PLANT SERVICING,SUPPLIES & PARTS	\$ 2,224.35
28/05/2019	EFO	64985	COMBINED TEAM SERVICES	TRAINING SERVICES	\$ 137.50
28/05/2019	EFO	64986	AR PLUMBING & GAS SERVICE	PLUMBING SERVICES	\$ 2,717.00
28/05/2019	EFO	64987	PHOENIX FOUNDRY PTY LTD	MEMORIAL PLAQUES SUPPLIER	\$ 438.90
28/05/2019	EFO	64988	ARBOR GUY	TREE MAINTENANCE SERVICES	\$ 7,396.18
28/05/2019	EFO	64989	NAOMI SEARLE	STAFF REIMBURSEMENT	\$ 270.00
28/05/2019	EFO	64990	GREG JAMES SCULPTURE	ARTWORK/SCULPTURE (PIONEER WOMAN)	\$ 33,000.00
28/05/2019	EFO	64991	DEPARTMENT OF TRANSPORT	VEHICLE OWNERSHIP SEARCHES	\$ 459.00



DATE	TYPE	REF#	NAME	DESCRIPTION	AMOUNT
28/05/2019	EFO	64992	LANDSAVE ORGANICS	LANDSCAPING SUPPLIES & SERVICE	\$ 22,539.00
28/05/2019	EFO	64993	BUNBURY TELECOM SERVICE PTY LTD	MAINTENANCE SERVICES	\$ 2,190.98
28/05/2019	EFO	64994	LGIS	INSURANCE PREMIUM-PROFESSIONAL INDEMNITY EXCESS	\$ 5,000.00
28/05/2019	EFO	64995	PROFESSIONAL CABLING	CABLING SERVICES	\$ 11,946.00
28/05/2019	EFO	64996	ORANA CINEMAS BUSSELTON	VACATION CARE PROGRAM	\$ 2,005.00
28/05/2019	EFO	64997	ST JOHN AMBULANCE	TRAINING SERVICES	\$ 1,299.44
28/05/2019	EFO	64998	BRIDGESTONE	TYRE SERVICES	\$ 3,058.27
28/05/2019	EFO	64999	IWA EXTERNAL SOLUTIONS	GUTTER AND ROOFING MAINTENANCE	\$ 7,128.00
28/05/2019	EFO	65000	RED E GROUP	LIBRARY RESOURCES	\$ 3,011.80
28/05/2019	EFO	65001	BANG THE TABLE	SURVEY SERVICES LICENCE RENEWAL	\$ 22,550.00
28/05/2019	EFO	65002	BUSSELTON BEARING SERVICES	BEARING SUPPLIES	\$ 6,733.39
28/05/2019	EFO	65003	ARTISAN PAVING	PAVING SERVICES	\$ 3,850.00
28/05/2019	EFO	65004	MCLEODS BARRISTERS & SOLICITORS	LEGAL SERVICES	\$ 1,629.65
28/05/2019	EFO	65005	PAY-PLAN PTY LTD	SALARY PACKAGING	\$ 443.25
28/05/2019	EFO	65006	ENVIRONEX INTERNATIONAL PTY LTD	POOL CHEMICALS FOR GLC	\$ 2,752.74
28/05/2019	EFO	65007	IRIS CONSULTING GROUP PTY LTD	TRAINING SERVICES	\$ 420.00
28/05/2019	EFO	65008	ANNA FOLEY	WELLNESS SERVICES TRAINING	\$ 2,250.00
28/05/2019	EFO	65009	SCOPE BUSINESS IMAGING	ELECTRONIC EQUIPMENT	\$ 1,622.50
28/05/2019	EFO	65010	DISPLAY ME	LIBRARY RESOURCES	\$ 236.40
28/05/2019	EFO	65011	PHASE 3 LANDSCAPE CONSTRUCTION PTY LTD	LANDSCAPING SERVICES	\$ 4,583.79
28/05/2019	EFO	65012	CRANEFORD PLUMBING PTY LTD	PLUMBING SERVICES	\$ 27,270.49
28/05/2019	EFO	65013	ROMEX AUSTRALIA PTY LTD	AUTOMATED CAR PARK SYSTEM	\$ 550.00
28/05/2019	EFO	65014	SITE SAFE TEMPORARY FENCING	TEMPORARY FENCING	\$ 1,980.00
28/05/2019	EFO	65015	SPHERE LEGAL PTY LTD	DEBT COLLECTION LEGAL SERVICES	\$ 446.20
28/05/2019	EFO	65016	STATE LIBRARY OF QUEENSLAND	LIBRARY RESOURCES	\$ 713.90
28/05/2019	EFO	65017	SOUTH WEST PRINTING & PUBLISHING	ADVERTISING SERVICES	\$ 3,898.00
28/05/2019	EFO	65018	MARGARET RIVER FENCING	MAINTENANCE SERVICES	\$ 23,867.25
28/05/2019	EFO	65019	WEST AUSTRALIAN MECHANICAL SERVICES	AIR CONDITIONING SERVICES	\$ 5,221.70
28/05/2019	EFO	65020	GRACE RECORDS MANAGEMENT (AUSTRALIA) PTY LTD	STORAGE SERVICES	\$ 1,843.40
28/05/2019	EFO	65021	IMAGE BOLLARDS PTY LTD	FOOTPATH MAINTENANCE	\$ 770.00
28/05/2019	EFO	65022	WAVESOUND PTY LTD	LIBRARY RESOURCES	\$ 2,152.37
28/05/2019	EFO	65023	CAREERSPOT PTY LTD	ADVERTISING SERVICES	\$ 188.10
28/05/2019	EFO	65024	VASSE PLAYGROUP	COMMUNITY BID	\$ 500.00
28/05/2019	EFO	65025	SOUNDPACK SOLUTIONS	LIBRARY RESOURCES	\$ 165.00
28/05/2019	EFO	65026	GEOGRAPHE INDUSTRIAL SUPPLIES	INDUSTRIAL SUPPLIES	\$ 72.20
28/05/2019	EFO	65027	RESOURCE COMMERCIAL FURNITURE	LIBRARY RESOURCES	\$ 7,959.26
28/05/2019	EFO	65028	WIEDEMANN PLUMBING & GAS	PLUMBING SERVICES	\$ 310.50
28/05/2019	EFO	65029	PROTECTOR FIRE SERVICES	MONTHLY ALARM TESTING	\$ 719.40
28/05/2019	EFO	65030	WESTSIDE TILT TRAY SERVICE	ABANDONED CAR REMOVAL	\$ 495.00
28/05/2019	EFO	65031	DUNSBOROUGH HARDWARE & HOME CENTRE	HARDWARE SERVICES	\$ 188.80
28/05/2019	EFO	65032	BENT LOGIC	MEMBERSHIP CARDS	\$ 7,023.50
28/05/2019	EFO	65033	A PLUS TRAINING SOLUTIONS	TRAINING SERVICES	\$ 2,030.00
28/05/2019	EFO	65034	NSCO CONSULTING	CONSULTANCY AND TRAINING	\$ 2,099.00
28/05/2019	EFO	65035	OFFICEMAX AUSTRALIA LTD	STATIONERY SUPPLIES	\$ 1,891.88
28/05/2019	EFO	65036	CAPE CRANE HIRE	CRANE HIRE	\$ 500.50
28/05/2019	EFO	65037	DEPARTMENT OF HUMAN SERVICES	CHARGES FOR CENTREPAY FACILITY	\$ 116.82
28/05/2019	EFO	65038	ELECTRONIC SCOREBOARDS AUSTRALIA	ELECTRONIC SCOREBOARDS	\$ 104.50
28/05/2019	EFO	65039	LG CONNECT PTY LTD	TECHNICAL CONSULTING	\$ 3,025.00
28/05/2019	EFO	65040	ALPHA PEST ANIMAL SOLUTIONS	FOX BAITING	\$ 4,655.20
28/05/2019	EFO	65041	GERARD PROFESSIONAL SOLUTIONS	LIGHTING SUPPLIES	\$ 17,765.00
28/05/2019	EFO	65042	WELARM PTY LTD	BUSSELTON GROUNDWATER INVESTIGATION	\$ 48,927.64
28/05/2019	EFO	65043	DYMOCKS - BUSSELTON	LIBRARY RESOURCES	\$ 196.71
28/05/2019	EFO	65044	BROADWATER MEDICAL CENTRE	MEDICAL SERVICES	\$ 75.00
28/05/2019	EFO	65045	BCP CIVIL & PLANT	EXCAVATOR & PLANT HIRE - VARIOUS WORKS	\$ 63,702.90
28/05/2019	EFO	65046	BCP MATERIALS PTY LTD	SAND SUPPLIES	\$ 6,872.82
28/05/2019	EFO	65047	BCP LIQUID WASTE	LIQUID WASTE SERVICES	\$ 9,565.82
28/05/2019	EFO	65048	D MCKENZIE T/A LITORIA ECOSERVICES	WEED CONTROL AND MANAGEMENT	\$ 8,723.00
28/05/2019	EFO	65049	SPYKER TECHNOLOGIES PTY LTD	CCTV PRODUCTS AND SERVICES	\$ 3,739.59
28/05/2019	EFO	65050	BUILDING SUPPLIES SOUTH WEST	BUILDING PRODUCT SUPPLIER	\$ 1,050.00
28/05/2019	EFO	65051	SOUTHERN'S WATER TECHNOLOGY	IRRIGATION SERVICES	\$ 1,509.20
28/05/2019	EFO	65052	CLOUTZ EVENT HIRE	ENTERTAINMENT	\$ 430.00
28/05/2019	EFO	65053	WORK METRICS	HEALTH AND SAFETY SOFTWARE	\$ 110.00
28/05/2019	EFO	65054	COLES.COM.AU	COUNCIL & STAFF GROCERIES	\$ 1,343.87
28/05/2019	EFO	65055	MARGARET RIVER BUSSELTON TOURISM ASSOCIATION	ADVERTISING	\$ 1,068.17
28/05/2019	EFO	65056	PRIMARY LOGISTICS	LITTER COLLECTION	\$ 2,481.60
28/05/2019	EFO	65057	EXPRESS HIAB SERVICE PTY LTD	TRANSPORT SERVICES	\$ 1,232.00
28/05/2019	EFO	65058	COMMERCIAL TURF SERVICES	LAWN MOWER MECHANICAL SERVICES	\$ 946.00
28/05/2019	EFO	65059	THE URBAN COFFEE HOUSE	CATERING FUNCTION/TRAINING x 6	\$ 4,377.00
28/05/2019	EFO	65060	EVERETT'S HOME AND YARD MAINTENANCE	MAINTENANCE SERVICES VARIOUS COB VENUES	\$ 10,330.00
28/05/2019	EFO	65061	MARKETFORCE PTY LTD	ADVERTISING SERVICES	\$ 7,060.75
28/05/2019	EFO	65062	LOTIX FILTER CLEANING SERVICE	PLANT FILTER CLEANING SERVICE	\$ 1,356.02
28/05/2019	EFO	65063	ART INSTALL	ART TRANSPORT AND INSTALLATION	\$ 680.00
28/05/2019	EFO	65064	TROPHIES ON TIME	NAME BADGE SUPPLIER	\$ 299.80
28/05/2019	EFO	65065	UNDERCOVERSW	LASER TAG VACATION CARE	\$ 470.00
28/05/2019	EFO	65066	CALIBRE PROFESSIONAL SERVICES PTY LTD	ENGINEERING & DESIGN SERVICES VARIOUS LOCATIONS	\$ 23,336.50
28/05/2019	EFO	65067	SEASIDE LANDSCAPING CONTRACTORS	LANDSCAPING SERVICES	\$ 2,079.00
28/05/2019	EFO	65068	APP CORPORATION PTY LTD	PROJECT MANAGEMENT SERVICES	\$ 5,329.50
28/05/2019	EFO	65069	COMBINED METAL INDUSTRIES	STEEL PRODUCTS SUPPLIER	\$ 296.01
28/05/2019	EFO	65070	TYRECYCLE PTY LTD	TYRE RECYCLING	\$ 2,110.34
28/05/2019	EFO	65071	HOCKING HERITAGE STUDIO	HERITAGE ADVISORY SERVICE	\$ 3,585.00
28/05/2019	EFO	65072	GRASS TREES AUSTRALIA	GARDEN SERVICES	\$ 324.50
28/05/2019	EFO	65073	FRONTLINE FIRE & RESCUE EQUIPMENT	EMERGENCY RESPONSE EQUIPMENT	\$ 7,038.90
28/05/2019	EFO	65074	SOUTHWEST OUTDOOR POWER	PLANT PURCHASES / SERVICES / PARTS	\$ 205.00
28/05/2019	EFO	65075	BARRY ALLEN ELECTRICAL SERVICES PTY LTD	ELECTRICAL SERVICES	\$ 8,765.74
28/05/2019	EFO	65076	BUSSELTON AUTO ELECTRICS	AUTO ELECTRICAL SERVICES	\$ 205.50
28/05/2019	EFO	65077	EVERLON BRONZE	BRONZE PLAQUES	\$ 547.80
28/05/2019	EFO	65078	BUSSELTON STOCKFEEDS & PET SUPPLIES	ANIMAL SUPPLIES	\$ 928.00
28/05/2019	EFO	65079	PVR INDUSTRIAL PTY LTD	INDUSTRIAL PUMP REPAIRS	\$ 7,070.86
28/05/2019	EFO	65080	THE PLANT SUPPLY CO	VARIOUS PLANTS & VEGETATION	\$ 851.90
28/05/2019	EFO	65081	PC MACHINERY	MACHINERY EQUIPMENT	\$ 6,377.80
28/05/2019	EFO	65082	BATTERY WORLD BUNBURY	BATTERIES	\$ 404.25

DATE	TYPE	REF#	NAME	DESCRIPTION	AMOUNT
28/05/2019	EFO	65083	BUSSELTON DUNSBOROUGH MAIL	ADVERTISING SERVICES	\$ 4,886.07
28/05/2019	EFO	65084	NORTH METROPOLITAN TAFE	TRAINING SERVICES	\$ 1,824.35
28/05/2019	EFO	65085	THE GOOSE RESTAURANT	CATERING JETTY RAINS TODDLERS PLAYSPACE	\$ 1,030.00
28/05/2019	EFO	65086	DOUTH CONTRACTING	PROPERTY & GARDEN MAINTENANCE	\$ 3,622.30
28/05/2019	EFO	65087	GEOGRAPHE UNDERGROUND SERVICES	UNDERGROUND SERVICES	\$ 1,996.50
28/05/2019	EFO	65088	HISCONF PTY LTD	KITCHEN EQUIPMENT	\$ 145.60
28/05/2019	EFO	65089	CENTRAL REGIONAL TAFE	TRAINING SERVICES	\$ 1,761.35
28/05/2019	EFO	65090	AUSTRALIAN INSTITUTE OF MANAGEMENT	MEMBERSHIP	\$ 224.00
28/05/2019	EFO	65091	REDFISH TECHNOLOGIES PTY LTD	AUDIO VIDEO CONSULTING	\$ 9,076.10
28/05/2019	EFO	65092	GUARDIAN FIRST AID & FIRE	SAFETY SUPPLIES	\$ 2,094.05
28/05/2019	EFO	65093	KATIE GARNETT	WELLNESS PROGRAM	\$ 2,128.00
28/05/2019	EFO	65094	BUSSELTON AGRICULTURAL SERVICES (WA) PTY LTD	BACK EASE HOIST	\$ 3,795.00
28/05/2019	EFO	65095	UNDERGROUND POWER DEVELOPMENT PTY LTD	STREET LIGHTING AND POWER DESIGN SERVICES	\$ 2,035.00
28/05/2019	EFO	65096	ABEC ENVIRONMENTAL CONSULTING PTY LTD	ENVIRONMENTAL CONSULTING	\$ 21,684.30
28/05/2019	EFO	65097	ENVIRONMENTAL AND AGRICULTURAL TESTING	WATER SAMPLING AND TESTING	\$ 462.00
28/05/2019	EFO	65098	CLEANAWAY CO PTY LTD	CHEMICAL DISPOSAL SERVICES	\$ 2,270.32
28/05/2019	EFO	65099	SUSSEX INDUSTRIES	SURVEYING EQUIPMENT SUPPLIER	\$ 154.00
28/05/2019	EFO	65100	THREE CONSULTING PTY LTD	AIRLINE ENGAGEMENT CONSULTANT	\$ 7,810.00
28/05/2019	EFO	65101	CAPE SHADES	SHADE SAILS	\$ 4,070.00
28/05/2019	EFO	65102	CORSIGN WA PTY LTD	SIGNAGE AND TRAFFIC ACCESSORIES	\$ 5,096.30
28/05/2019	EFO	65103	EZY2C	GPS TRACKING SOLUTIONS	\$ 349.58
28/05/2019	EFO	65104	CLEANAWAY SOLID WASTE PTY LTD	WASTE DISPOSAL SERVICES	\$ 768.02
28/05/2019	EFO	65105	SOUTHERN CROSS AUSTEREO	ADVERTISING	\$ 134.20
28/05/2019	EFO	65106	LSV BORRELLO LAWYERS	LEGAL ADVICE	\$ 4,454.70
28/05/2019	EFO	65107	PRESTIGE AUTO & CANVAS	AUTO PARTS AND SERVICING	\$ 250.00
28/05/2019	EFO	65108	UNDALUP ASSOCIATION INC	CANVAS SIGNS	\$ 528.00
28/05/2019	EFO	65109	STALEY FOOD & PACKAGING	CLEANING CHEMICALS	\$ 9,548.41
28/05/2019	EFO	65110	TRUCK CENTRE (WA) PTY LTD	NEW VEHICLE PARTS & SERVICE INCL NEW WASTE TRUCK	\$ 435,267.08
28/05/2019	EFO	65111	PASSMORE AUTOMOTIVE	VEHICLE MAINTENANCE SERVICES	\$ 416.65
28/05/2019	EFO	65112	FYFE PTY LTD	CONTAMINATED LAND AUDITOR SERVICES	\$ 907.50
28/05/2019	EFO	65113	ESPRESSO ESSENTIAL (WA) PTY LTD	LIBRARY RESOURCES	\$ 876.25
28/05/2019	EFO	65114	NBN CO LIMITED	NATIONAL BROADBAND SERVICES	\$ 9,858.33
28/05/2019	EFO	65115	SOUTH WEST BOUNCY CASTLES	BOUNCY CASTLES	\$ 1,210.00
28/05/2019	EFO	65116	GEOBOX PTY LTD	VEHICLE CAMERAS	\$ 528.00
28/05/2019	EFO	65117	SOUTHERN ATU SERVICES PTY LTD	WASTE MANAGEMENT SERVICES	\$ 3,517.50
28/05/2019	EFO	65118	TAMMEX PTY LTD	PRINTER REQUIREMENTS	\$ 1,286.00
28/05/2019	EFO	65119	KIM BUTTFIELD	SPORT AND RECREATION CONSULTANCY	\$ 15,367.00
28/05/2019	EFO	65120	TENDERLINK.COM	TENDER ADVERTISING	\$ 165.00
28/05/2019	EFO	65121	MERCURE HOTEL PERTH	ACCOMMODATION	\$ 1,350.00
28/05/2019	EFO	65122	DEPARTMENT OF WATER AND ENVIRONMENTAL REGULATION	ENVIRONMENTAL SERVICES	\$ 1,038.00
28/05/2019	EFO	65123	BAYTHE LINEN AND LAUNDRY	SUPPLY OF CLEAN LINEN	\$ 1,312.41
28/05/2019	EFO	65124	FRESH AS	DAIRY AND MILK PRODUCTS CoB	\$ 596.75
28/05/2019	EFO	65125	ADVANCED SEALING TRUST	MAINTENANCE CLEANING & GRAFFITI REMOVAL	\$ 44,054.46
28/05/2019	EFO	65126	MCINTOSH & SON	SERVICING AND PARTS	\$ 2,420.00
28/05/2019	EFO	65127	WILD AND WOODS CAFE	CATERING	\$ 754.00
28/05/2019	EFO	65128	PRIME MEDIA GROUP LTD	ADVERTISING SERVICES	\$ 908.60
28/05/2019	EFO	65129	OFFICEWORKS	OFFICE EQUIPMENT SERVICES	\$ 710.28
28/05/2019	EFO	65130	WATERMAN PLUMBING & GAS	PLUMBING SERVICES	\$ 3,911.90
28/05/2019	EFO	65131	DORSOGNA LIMITED	GROCERIES FOR GLC	\$ 2,303.96
28/05/2019	EFO	65132	GREG HAREWOOD	ZOOLOGICAL SERVICES	\$ 259.88
28/05/2019	EFO	65133	BELLROCK CLEANING SERVICES PTY LTD	CLEANING SERVICES	\$ 30,060.74
28/05/2019	EFO	65134	BUSSELTON MEDICAL PRACTICE	MEDICAL SERVICES	\$ 275.00
28/05/2019	EFO	65135	CLAW ENVIRONMENTAL	E-WASTE SERVICES	\$ 1,913.95
28/05/2019	EFO	65136	JDM EARTHWORKS	STONWORK SERVICES	\$ 17,050.00
28/05/2019	EFO	65137	PRO CRACK SEAL	CRACK SEALING SERVICES	\$ 24,618.00
28/05/2019	EFO	65138	HOTEL IBIS PERTH	ACCOMMODATION	\$ 713.00
28/05/2019	EFO	65139	COMPUTER WEST	DELIVER DIGITAL TRAINING SESSIONS	\$ 2,586.45
28/05/2019	EFO	65140	DOWN SOUTH WATER CARTAGE	WATER CARTAGE	\$ 2,805.00
28/05/2019	EFO	65141	ALPINE LAUNDRY PTY LTD	COMMERCIAL LAUNDRY	\$ 144.04
28/05/2019	EFO	65142	ABBEY ASSET AND ENVIRONMENTAL MANAGEMENT (AAEM)	ASSET MANAGEMENT DATA MIGRATION SUPPORT	\$ 5,951.00
28/05/2019	EFO	65143	INTERFIRE AGENCIES PTY LTD	FIRE, SAFETY, EMERGENCY EQUIPMENT	\$ 8,461.26
28/05/2019	EFO	65144	YEOMAN PTY LTD	ENERGY AUDIT SERVICES	\$ 5,637.50
28/05/2019	EFO	65145	RIGHT FITNESS	FITNESS EQUIPMENT	\$ 1,148.40
28/05/2019	EFO	65146	HARVEY NORMAN AV/IT SUPERSTORE BUSSELTON	ELECTRICAL APPLIANCE SERVICES	\$ 2,517.00
28/05/2019	EFO	65147	THE GOOD EGG CAFE	VENUE HIRE AND CATERING	\$ 1,880.00
28/05/2019	EFO	65148	TYRES & MORE DUNSBOROUGH	TYRE SALES AND SERVICE	\$ 810.00
28/05/2019	EFO	65149	PAMELA BRITTAIN	ART TEACHING	\$ 300.00
28/05/2019	EFO	65150	NATURALISTE FABRICATION & CUSTOMS	METAL FABRICATION	\$ 1,881.00
28/05/2019	EFO	65151	JCW ELECTRICAL GROUP PTY LTD	ELECTRICAL CONTRACTING	\$ 5,265.12
28/05/2019	EFO	65152	BLUE HORIZON PLUMBING & GAS	PLUMBING AND GAS SERVICES	\$ 901.45
28/05/2019	EFO	65153	TRIBE PERTH	ACCOMMODATION	\$ 770.00
28/05/2019	EFO	65154	EIS CONTROL PTY LTD	ELECTRICAL SERVICES	\$ 467.50
28/05/2019	EFO	65155	AERODROME MANAGEMENT SERVICES PTY LTD	APRON LINE MARKING	\$ 4,596.44
28/05/2019	EFO	65156	SOUTH WEST GRAFFITI REMOVAL	MAINTENANCE CLEANING & GRAFFITI REMOVAL SERVICES	\$ 8,232.02
28/05/2019	EFO	65157	PLE COMPUTERS PTY LTD	IT GOODS	\$ 210.28
28/05/2019	EFO	65158	KMART BUSSELTON	RETAIL HOME WARES VACATION CARE	\$ 1,162.00
28/05/2019	EFO	65159	SPORTSPOWER	SPORT EQUIPMENT SUPPLIER	\$ 995.99
28/05/2019	EFO	65160	NATURALISTE TURF	TURF MAINTENANCE SERVICES	\$ 16,298.42
28/05/2019	EFO	65161	SOUTHERN HABITAT NURSERY	NURSERY SUPPLIES	\$ 1,500.00
28/05/2019	EFO	65162	DOWN SOUTH GRAPHIC DESIGN	GRAPHIC DESIGN	\$ 400.00
28/05/2019	EFO	65163	NIGHTLIFE MUSIC PTY LTD	MUSIC AND VIDEO SUBSCRIPTION SERVICES	\$ 814.00
28/05/2019	EFO	65164	LANDSCAPE AND MAINTENANCE SOLUTIONS PTY LTD	LANDSCAPING SERVICES	\$ 5,083.10
28/05/2019	EFO	65165	ADAM DAVEY CONSULTING	TURF CONSULTANT	\$ 460.90
28/05/2019	EFO	65166	QCLICK & KANGA HOSTING AUSTRALIA	WEBSITE HOSTING SERVICES	\$ 132.00
28/05/2019	EFO	65167	SENVERSA PTY LTD	GROUNDWATER FATE & TRANSPORT MODELLING	\$ 43,450.00
28/05/2019	EFO	65168	ADVAM PTY LTD	AIRPORT CARPARK TERMINAL SOFTWARE FEE	\$ 228.80
28/05/2019	EFO	65169	RICHARD HARLING	REVIEW OF ARTGEO RETAIL OPERATIONS	\$ 1,237.50
28/05/2019	EFO	65170	BNBGUARD PTY LTD	SHORT-TERM HOLIDAY RENTAL MONITORING	\$ 550.00
28/05/2019	EFO	65171	MOSS WOOD WINERY	BOND REFUND	\$ 100.00
28/05/2019	EFO	65172	ILLION AUSTRALIA PTY LTD	BUSINESS NAME AND COMPANY SEARCHES	\$ 64.07
28/05/2019	EFO	65173	NEW IMAGE LANDSCAPING AND MAINTENANCE	LANDSCAPE MAINTENANCE	\$ 363.00

DATE	TYPE	REF#	NAME	DESCRIPTION	AMOUNT
28/05/2019	EFO	65174	LIFE READY PHYSIO & PILATES BUSSELTON	PRE-EMPLOYMENT MEDICALS	\$ 132.00
28/05/2019	EFO	65175	POWER MEDICAL CENTRE	PRE-EMPLOYMENT MEDICALS	\$ 494.45
28/05/2019	EFO	65176	HAULMORE TRAILER RENTALS PTY LTD	TRAILER RENTAL	\$ 2,808.77
28/05/2019	EFO	65177	CHOICECHEM	BITUMEN REMOVER	\$ 5,610.00
28/05/2019	EFO	65178	GL BRYANT ENVIRONMENTAL CONSULTING	CONSULTANCY	\$ 3,167.20
28/05/2019	EFO	65179	JUPPS FLOORCOVERING BUNBURY	SUPPLY AND INSTALL FLOORCOVERINGS	\$ 2,750.00
28/05/2019	EFO	65180	TOTAL TOOLS	PPE AND SAFETY SUPPLIES	\$ 588.00
28/05/2019	EFO	65181	SOUTH WEST IRRIGATION MANAGEMENT SOLUTIONS	IRRIGATION AND PROJECT MANAGEMENT	\$ 495.00
28/05/2019	EFO	65182	RAW WEAVE	WORKSHOP FACILITATION	\$ 525.00
28/05/2019	EFO	65183	RUSKAS PTY LTD	CLEANING SERVICES	\$ 330.00
28/05/2019	EFO	65184	SOUTH WEST OFFICE NATIONAL	STATIONERY SUPPLIES	\$ 107.50
28/05/2019	EFO	65185	BUNBURY COFFEE MACHINES	COFFEE MACHINE SUPPLIES - GLC	\$ 895.00
28/05/2019	EFO	65186	CB TRAFFIC SOLUTIONS PTY LTD	TRAFFIC MANAGEMENT SERVICES	\$ 85,306.04
28/05/2019	EFO	65187	KASHMIR ROUW	ART & ART INSTALLATION	\$ 4,500.00
28/05/2019	EFO	65188	MARGARET RIVER RURAL CONTRACTORS PTY LTD	FENCING INSTALLATION MULTIPLE COB SITES	\$ 29,361.70
28/05/2019	EFO	65189	WHO'S ON LOCATION LIMITED	ELECTRONIC VISITOR MANAGEMENT SYSTEM	\$ 140.00
28/05/2019	EFO	65190	VENTILITE ROOF VENTILATORS	ROOF VENTS	\$ 2,940.00
28/05/2019	EFO	65191	CM PROMOTIONS	PPE AND SAFETY SUPPLIES	\$ 118.80
28/05/2019	EFO	65192	JARROD MORT	ARTIFICIAL GRASS NCC UPGRADE	\$ 6,000.00
28/05/2019	EFO	65193	CS LEGAL - CLOISTERS SQUARE	LEGAL RECOVERY ON RATING DEBTS	\$ 240.02
28/05/2019	EFO	65194	ANDREA NERVA	YOUTH WORKSHOP	\$ 1,000.00
28/05/2019	EFO	65195	TISCHH MARKETING	DESIGN AND CONTENT CONSULTING	\$ 4,290.00
28/05/2019	EFO	65196	DISCOVERY EDUCATIONAL	REWARD STICKERS AND CERTIFICATES	\$ 152.30
28/05/2019	EFO	65197	SCANDINAVIAN INVESTMENTS T/AS GC SALES WA	BINS AND SKIPS	\$ 149.05
28/05/2019	EFO	65198	BREATHE AND BE MINDFUL - VICTORIA YUEN	STRESS MANAGEMENT WORKSHOP	\$ 560.00
28/05/2019	EFO	65199	LEAK SEARCH	WATER LOSS INVESTIGATION	\$ 1,639.00
28/05/2019	EFO	65200	LK ADVISORY PTY LTD	CONSULTANCY SERVICES FOR PLACE PROJECT	\$ 10,862.50
28/05/2019	EFO	65201	IYOGAPROPS	YOGA PROPS	\$ 754.00
28/05/2019	EFO	65202	PEACE PIZZA	CATERING	\$ 1,373.50
28/05/2019	EFO	65203	TOLL TRANSPORT PTY LTD	COURIER SERVICES	\$ 547.75
28/05/2019	EFO	65204	BODYCARE HEALTH & WELLBEING PTY LTD	INTRANET HEALTH NEWSLETTERS	\$ 2,640.00
28/05/2019	EFO	65205	ARROW BRONZE	MEMORIAL PLAQUES SUPPLIER	\$ 877.96
28/05/2019	EFO	65206	STEWART & HEATON CLOTHING CO PTY LTD	PROTECTIVE CLOTHING SUPPLIER	\$ 289.60
28/05/2019	EFO	65207	PK COURIERS	COURIER SERVICES	\$ 226.60
28/05/2019	EFO	65208	DOTS POTS & OFFICE FURNITURE	OFFICE FURNITURE SUPPLIER	\$ 565.00
28/05/2019	EFO	65209	SPOTLIGHT	VACATION CARE SUPPLIES	\$ 292.00
28/05/2019	EFO	65210	BUSSELTON TOYOTA	VEHICLE PURCHASES / SERVICES / PARTS	\$ 46,410.27
28/05/2019	EFO	65211	BELL FIRE EQUIPMENT CO	FIRE EQUIPMENT SUPPLIER	\$ 247.50
28/05/2019	EFO	65212	BOC GASES AUSTRALIA LTD	GAS SERVICES	\$ 1,459.65
28/05/2019	EFO	65213	CID EQUIPMENT PTY LTD	MAINTENANCE, PARTS AND SERVICING	\$ 714.25
28/05/2019	EFO	65214	COMMERCIAL CLEANING EQUIPMENT	CLEANING EQUIPMENT SUPPLIER	\$ 81.85
28/05/2019	EFO	65215	WOOD & GRIEVE ENGINEERS	CONSULTANCY SERVICES	\$ 7,078.68
28/05/2019	EFO	65216	DAVID GRAY & CO	GARBAGE BINS & PARTS SUPPLIER	\$ 726.00
28/05/2019	EFO	65217	AC FORSTER & SON	PLUMBING SERVICES	\$ 4,533.81
28/05/2019	EFO	65218	FENNESSY'S	MAINTENANCE, PARTS AND SERVICING	\$ 435.02
28/05/2019	EFO	65219	FTE ENGINEERING	MAINTENANCE SERVICES INCL JETTY HANDRAIL	\$ 21,249.80
28/05/2019	EFO	65220	CHADSON ENGINEERING	POOL TEST EQUIPMENT CALIBRATION	\$ 243.65
28/05/2019	EFO	65221	CHILDRENS BOOK COUNCIL OF AUSTRALIA	LIBRARY RESOURCES	\$ 203.65
28/05/2019	EFO	65222	GEOGRAPHE TIMBER & HARDWARE	HARDWARE SUPPLIES	\$ 360.95
28/05/2019	EFO	65223	SOUTHERN LOCK & SECURITY	SECURITY S LOCKSMITH SERVICES	\$ 5,414.40
28/05/2019	EFO	65224	JASON SIGNMAKERS	SIGNAGE SUPPLIES	\$ 992.76
28/05/2019	EFO	65225	T J DEPIAZZI & SONS	LAWN SUPPLIES	\$ 3,139.95
28/05/2019	EFO	65226	KD POWER & CO	WEIGH BRIDGE SERVICES	\$ 82.50
28/05/2019	EFO	65227	B & J CATALANO PTY LTD	GRAVEL CRUSHING AND ROAD BASE SUPPLIES	\$ 25,398.87
28/05/2019	EFO	65228	MALATESTA ROAD PAVING & HOTMIX	ROAD HOTMIX / PAVING SERVICES	\$ 484,022.88
28/05/2019	EFO	65229	BUCHER MUNICIPAL PTY LTD	ENGINEERING - PLANT SPARES & SERVICING	\$ 161.70
28/05/2019	EFO	65230	NICHOLLS MACHINERY	SERVICING AND PARTS	\$ 9,109.03
28/05/2019	EFO	65231	ROYAL LIFE SAVING SOCIETY - WESTERN AUSTRALIA	TRAINING SERVICES	\$ 290.00
28/05/2019	EFO	65232	LANDGATE CUSTOMER ACCOUNT	LAND INFORMATION AND TITLE SEARCHES	\$ 77.10
28/05/2019	EFO	65233	CHOICES BY KYM NISBET	FLOOR COVERING SERVICE	\$ 9,844.54
28/05/2019	EFO	65234	HANSON CONST. MATERIALS PTY LTD	CONCRETE SERVICES	\$ 19,142.86
28/05/2019	EFO	65235	ADVANCED CLEANING SOUTHWEST	BBQ CLEANING	\$ 1,034.00
28/05/2019	EFO	65236	SOUTH WEST STEEL PRODUCTS	STEEL PRODUCTS SUPPLIER	\$ 433.15
28/05/2019	EFO	65237	HOLCIM (AUSTRALIA) PTY LTD	CONCRETE SERVICES	\$ 3,297.53
28/05/2019	EFO	65238	WESTERN POWER CORPORATION	ELECTRICAL SERVICES	\$ 8,691.64
28/05/2019	EFO	65239	SOUTH WEST MACHINING CENTRE	PLANT MAINTENANCE SERVICES	\$ 4,026.00
28/05/2019	EFO	65240	GEOGRAPHE PETROLEUM	FUEL SERVICES	\$ 11,490.84
28/05/2019	EFO	65241	CLEANAWAY EQUIPMENT SERVICES	MAINTENANCE PARTS WASHER	\$ 947.10
28/05/2019	EFO	65242	BUSSELTON RETRAVISION	ELECTRICAL GOOD AND SERVICES	\$ 88.00
28/05/2019	EFO	65243	LANDGATE (VALUER GENERAL'S OFFICE)	LAND VALUATIONS	\$ 2,254.75
28/05/2019	EFO	65244	PENDREY AGENCIES P/L	CHEMICAL / RURAL SUPPLIES	\$ 3,135.57
28/05/2019	EFO	65245	WINC AUSTRALIA PTY LTD	STATIONERY SUPPLIER	\$ 2,819.87
28/05/2019	EFO	65246	GALVINS PLUMBING PLUS	PLUMBING SUPPLIES	\$ 6.23
28/05/2019	EFO	65247	BUSSELTON MOTORS (MITSUBISHI/MAZDA)	SERVICING AND PARTS	\$ 2,419.01
28/05/2019	EFO	65248	COURIER AUSTRALIA	COURIER SERVICES	\$ 376.07
28/05/2019	EFO	65249	THINK WATER DUNSBOROUGH	RETICULATION SERVICES	\$ 2,217.60
28/05/2019	EFO	65250	DUNSBOROUGH BOBCAT SERVICE	EARTHMOVING - BOBCAT HIRE	\$ 18,815.50
28/05/2019	EFO	65251	JACKSON'S DRAWING SUPPLIES	ART EQUIPMENT SUPPLIES	\$ 98.15
28/05/2019	EFO	65252	CARRAMAR COASTAL NURSERY	NURSERY SUPPLIES	\$ 619.08
28/05/2019	EFO	65253	PRO-LINE KERBING	KERBING SERVICES MULTIPLE LOCATIONS	\$ 75,637.76
28/05/2019	EFO	65254	ROD'S AUTO ELECTRICS	AUTO ELECTRICAL SERVICES	\$ 1,951.02
28/05/2019	EFO	65255	BUSSELTON TELEPHONES & TECHNOLOGY	COMMUNICATION SERVICES	\$ 49.50
28/05/2019	EFO	65256	SW PRECISION PRINT	PRINTING SERVICES	\$ 638.10
28/05/2019	EFO	65257	PRESTIGE PRODUCTS	HOSPITALITY EQUIPMENT SUPPLIER	\$ 123.92
28/05/2019	EFO	65258	SOUTH WEST ISUZU	MAINTENANCE, PARTS AND SERVICING	\$ 729.35
28/05/2019	EFO	65259	CHEQUE CANCELLED	CHEQUE CANCELLED	\$ -
28/05/2019	EFO	65260	BLACKWOODS	INDUSTRIAL SUPPLIES & MAINTENANCE	\$ 7,842.37
28/05/2019	EFO	65261	ANIMAL PEST MANAGEMENT SERVICES	PEST CONTROL SERVICES	\$ 5,037.00
28/05/2019	EFO	65262	REPCO AUTO PARTS	SERVICING AND PARTS	\$ 319.48
28/05/2019	EFO	65263	BAY SIGNS	SIGNAGE SERVICES	\$ 5,863.70
28/05/2019	EFO	65264	ACTIV FOUNDATION INC	MOWING & HORTICULTURAL SERVICES	\$ 42,312.63



DATE	TYPE	REF#	NAME	DESCRIPTION	AMOUNT
28/05/2019	EFO	65265	BUSSELTON PEST & WEED CONTROL	PEST CONTROL SERVICES	\$ 18,785.74
28/05/2019	EFO	65266	WEST OZ LINEMARKING	LINE MARKING SERVICES	\$ 10,781.65
28/05/2019	EFO	65267	DUNSBOROUGH & DISTRICT COUNTRY CLUB	GRANT FUNDING	\$ 2,200.00
28/05/2019	EFO	65268	WESTRAC EQUIPMENT P/L	SERVICING AND PARTS	\$ 1,347.19
28/05/2019	EFO	65269	BUSSELTON BUILDING PRODUCTS	BUILDING PRODUCT SUPPLIER	\$ 3,535.66
28/05/2019	EFO	65270	LAWRENCE & HANSON	ELECTRICAL/PROTECTIVE CLOTHING SUPPLIES	\$ 6,074.31
28/05/2019	EFO	65271	BUSSELTON FLORIST	FLOWERS AND GIFTS	\$ 100.00
28/05/2019	EFO	65272	B & B STREET SWEEPING	STREET SWEEPING SERVICE	\$ 30,136.24
28/05/2019	EFO	65273	ELLIOTTS SMALL ENGINES	SERVICING AND PARTS	\$ 99.95
28/05/2019	EFO	65274	WORK CLOBBER	PROTECTIVE CLOTHING SUPPLIER	\$ 6,229.00
28/05/2019	EFO	65275	AMITY SIGNS	SIGNAGE SERVICES	\$ 89.10
28/05/2019	EFO	65276	DEPARTMENT OF FIRE AND EMERGENCY SERVICES	DFES EMERGENCY SERVICES ANNUAL LEVY	\$ 236,449.72
28/05/2019	EFO	65277	TOTAL EDEN PTY LTD	RETICULATION SUPPLIES	\$ 19,271.72
28/05/2019	EFO	65278	BSEWA	ELECTRICAL SERVICES	\$ 1,900.09
28/05/2019	EFO	65279	PENFOLDS TRANSPORT PTY LTD	CARTAGE SERVICES	\$ 1,914.00
28/05/2019	EFO	65280	BUSSELTON BOWLING CLUB INC	CATERING SERVICES	\$ 110.00
28/05/2019	EFO	65281	KLEENHEAT GAS	GAS SERVICES	\$ 2,664.75
28/05/2019	EFO	65282	SAI GLOBAL LTD	AUST STANDARDS PUBLICATIONS	\$ 895.11
28/05/2019	EFO	65283	BUNNINGS BUILDING SUPPLIES	HARDWARE SUPPLIES	\$ 5,684.80
28/05/2019	EFO	65284	RUBEK AUTOMATIC DOORS	AUTOMATIC DOOR SERVICES	\$ 242.00
28/05/2019	EFO	65285	ELLENBY TREE FARM PTY LTD	NURSERY SUPPLIES	\$ 2,062.50
28/05/2019	EFO	65286	AUSTRALIAN AIRPORTS ASSOCIATION	SUBSCRIPTION/YEARLY MEMBERSHIP	\$ 2,368.30
28/05/2019	EFO	65287	BENARA NURSERY	NURSERY SUPPLIES	\$ 704.00
28/05/2019	EFO	65288	BUSSELTON REFRIGERATION & AIRCONDITIONING	REFRIGERATION/AIR CONDITIONING SERVICES	\$ 2,690.00
28/05/2019	EFO	65289	NATURALISTE STONE	MAINTENANCE & STONEMWORK	\$ 33,385.00
28/05/2019	EFO	65290	SOUTHWEST TYRE SERVICE	PLANT TYRE SUPPLIER / REPAIRER	\$ 16,305.90
28/05/2019	EFO	65291	BRAD GOODE & ASSOCIATES PTY LTD	CONSULTANCY SERVICES	\$ 3,725.08
28/05/2019	EFO	65292	CAOTES HIRE	HIRE OF LIGHT TOWER	\$ 2,066.79
28/05/2019	EFO	65293	DAVID MILDWATERS ELECTRICAL	ELECTRICAL MAINTENANCE SERVICES	\$ 15,154.58
28/05/2019	EFO	65294	CHUBB FIRE & SECURITY PTY LTD	FIRE EQUIPMENT SERVICES	\$ 3,139.50
28/05/2019	EFO	65295	SIGMA COMPANIES GROUP PTY LTD	CHEMICAL SUPPLIER	\$ 108.90
28/05/2019	EFO	65296	MINTER ELLISON LAWYERS	LEGAL SERVICES	\$ 346.50
28/05/2019	EFO	65297	DIAL BEFORE YOU DIG	CABLE LOCATION SERVICE	\$ 1,457.17
28/05/2019	EFO	65298	BAREFOOT BOOKS	LIBRARY RESOURCES	\$ 401.27
28/05/2019	EFO	65299	BUSSELTON CHAMBER OF COMMERCE AND INDUSTRY	MEMBERSHIP	\$ 250.00
28/05/2019	EFO	65300	TECHNOLOGY ONE LIMITED	SOFTWARE SERVICES	\$ 29,537.42
28/05/2019	EFO	65301	PINPOINT NOMINEES PTY LTD T/AS	ELECTRICAL SERVICES	\$ 456.50
28/05/2019	EFO	65302	CAPERS SOUTHWEST CATERING SERVICES	CATERING	\$ 400.00
28/05/2019	EFO	65303	BUSSELTON JETTY INC.	PROMOTIONAL/TOUR PRIZES	\$ 198.00
28/05/2019	EFO	65304	SOUTHERN MACHINING & MAINTENANCE	PLANT MAINTENANCE SERVICES	\$ 1,567.50
28/05/2019	EFO	65305	SHENTON PUMPS	POOL SERVICES	\$ 432.18
28/05/2019	EFO	65306	SOILS AINT SOILS	NURSERY SUPPLIES	\$ 149.00
28/05/2019	EFO	65307	CARBONE BROS PTY LTD	LIMESTONE SUPPLIES / CARTAGE SERVICES	\$ 16,556.10
28/05/2019	EFO	65308	BUSSELTON WELDING SERVICES	WELDING SERVICES	\$ 378.40
28/05/2019	EFO	65309	BUSSELTON FOOTBALL & SPORTSMAN CLUB	REIMBURSE ELECTRICITY SUPPLY BOVELL PARK	\$ 238.99
28/05/2019	EFO	65310	FLOWERS ON PRINCE	FLOWERS AND GIFTS	\$ 120.00
28/05/2019	EFO	65311	AVIS SOUTHWEST RENTALS	VEHICLE RENTAL SERVICES	\$ 1,869.99
28/05/2019	EFO	65312	MALCOLM THOMPSON PUMPS	PUMP SERVICES	\$ 3,549.70
28/05/2019	EFO	65313	D W & S V ROBERTS	CONCRETE SERVICES	\$ 987.00
28/05/2019	EFO	65314	GAS-IT PIPE CONTRACTING	GAS PIPE LOCATION SERVICES	\$ 3,096.50
28/05/2019	EFO	65315	CLEANAWAY	WASTE MANAGEMENT SERVICES	\$ 100,275.34
28/05/2019	EFO	65316	AUTO ONE	MAINTENANCE, PARTS AND SERVICING	\$ 2,826.23
28/05/2019	EFO	65317	RICOH BUSINESS CENTRE	OFFICE EQUIPMENT SERVICES - PHOTOCOPIYING	\$ 8,684.92
28/05/2019	EFO	65318	AUSTRALIAN INSTITUTE OF MANAGEMENT	TRAINING SERVICES	\$ 918.00
28/05/2019	EFO	65319	WREN OIL	WASTE OIL SERVICES	\$ 16.50
28/05/2019	EFO	65320	SUEZ RECYCLING & RECOVERY PTY LTD	WASTE MANAGEMENT SERVICES	\$ 328.87
28/05/2019	EFO	65321	CAPE CELLARS BUSSELTON	REFRESHMENTS	\$ 1,478.11
28/05/2019	EFO	65322	SPORTSWORLD OF WA	SPORT EQUIPMENT SUPPLIER	\$ 945.48
28/05/2019	EFO	65323	NVMS (NOISE & VIBRATION SYSTEMS) P/L	CALIBRATION OF NOISE MEASURE EQUIPMENT	\$ 2,073.50
28/05/2019	EFO	65324	VM VISIMAX	FIRE EQUIPMENT SUPPLIER	\$ 1,448.55
28/05/2019	EFO	65325	WA RANGERS ASSOCIATION	MEMBERSHIP FEES WA RANGERS ASSOCIATION	\$ 400.00
28/05/2019	EFO	65326	CROSS SECURITY SERVICES	SECURITY SERVICES	\$ 5,266.80
28/05/2019	EFO	65327	LAMANNA COMMERCIAL PLUMBING & DRAINAGE	EXCAVATION HIRE AND DRAINAGE CONSTRUCTION	\$ 9,273.00
28/05/2019	EFO	65328	COCA COLA - AMATIL PTY LTD	GLC KIOSK PURCHASES	\$ 988.05
28/05/2019	EFO	65329	WML CONSULTANTS PTY LTD	CONSULTANCY AND STRUCTURAL SERVICES	\$ 1,578.50
28/05/2019	EFO	65330	BG & E PTY LTD	CONSULTANCY SERVICES-DAMAGES REPORT	\$ 2,750.00
28/05/2019	EFO	65331	SURVCON PTY LTD	SURVEY SERVICES	\$ 10,379.89
28/05/2019	EFO	65332	GANNAWAYS CHARTER AND TOURS	BUS HIRE SERVICE-VACATION CARE	\$ 945.00
28/05/2019	EFO	65333	LEEUWIN TRANSPORT	COURIER SERVICES	\$ 3,917.11
28/05/2019	EFO	65334	GEOGRAPHE CAMPING AND TACKLE WORLD	OUTDOOR EQUIPMENT SUPPLIER	\$ 329.85
28/05/2019	EFO	65335	GRASSIAS TURF MANAGEMENT	CRICKET PITCH MANAGEMENT SERVICES	\$ 3,900.00
28/05/2019	EFO	65336	HERBERT SMITH FREEHILLS	LEGAL SERVICES-LAND TRANSFER ADVICE	\$ 12,100.40
28/05/2019	EFO	65337	GEOGRAPHE SAWS AND MOWERS	PLANT PURCHASES / SERVICES / PARTS	\$ 3,503.70
28/05/2019	EFO	65338	SAFE & SURE SECURITY PTY LTD	SECURITY SERVICES - ALARM OCCURRENCE	\$ 2,717.00
28/05/2019	EFO	65339	DUNSBOROUGH YALLINGUP CHAMBER OF COMMERCE & IND.	MEMBERSHIP - NAOMI SEARLE	\$ 250.00
28/05/2019	EFO	65340	PARKS AND LEISURE AUST (NATIONAL)	CROWN SAFETY TRAINING	\$ 1,947.00
28/05/2019	EFO	65341	OUTSIDE INFLUENCE	FENCE MAINTENANCE	\$ 500.00
28/05/2019	EFO	65342	LD TOTAL	LANDSCAPING SERVICES	\$ 3,696.00
28/05/2019	EFO	65343	TOTAL HORTICULTURAL SERVICES	LANDSCAPING SERVICES	\$ 15,602.15
28/05/2019	EFO	65344	VINEPOWER MARGARET RIVER PTY LTD	LANDSCAPING SERVICES	\$ 1,314.41
28/05/2019	EFO	65345	SANITY - BUSSELTON	LIBRARY RESOURCES	\$ 2,954.14
28/05/2019	EFO	65346	REFACE INDUSTRIES PTY LTD	LIBRARY RESOURCES	\$ 322.09
28/05/2019	EFO	65347	BDA TREE LOPPING	STORM CLEAN-UP & TREE LOPPING SERVICES	\$ 291,879.80
28/05/2019	EFO	65348	TRADE HIRE	PLANT HIRE & EQUIPMENT SERVICES	\$ 8,181.00
28/05/2019	EFO	65349	DOOR HARDWARE SOLUTIONS	DOOR HARDWARE SUPPLIES	\$ 488.51
28/05/2019	EFO	65350	ALLOY & STAINLESS PRODUCTS PTY LTD	LITTER COLLECTION TOOLS	\$ 397.94
28/05/2019	EFO	65351	RMS (AUST) PTY LTD	SOFTWARE SERVICES ON LINE FEES	\$ 79.20
28/05/2019	EFO	65352	CAPE RURAL CONTRACTING	FIRE CONTROL SERVICES	\$ 3,245.00
28/05/2019	EFO	65353	EXTERIA	BIN SURROUNDS	\$ 26,734.40
28/05/2019	EFO	65354	JUICE PRINT	SUPPLY AND PRINT FIRE BRIGADE UNIFORMS	\$ 13,696.80
28/05/2019	EFO	65355	MAIA FINANCIAL	SOFTWARE LEASING PAYMENTS	\$ 22,775.45

DATE	TYPE	REF#	NAME	DESCRIPTION	AMOUNT
28/05/2019	EFO	65356	SOUTH WEST COUNSELLING	EMPLOYEE ASSISTANCE PROGRAM SERVICES	\$ 1,897.50
28/05/2019	EFO	65357	CAPITAL FINANCE AUSTRALIA LTD	SOFTWARE LEASING PAYMENTS	\$ 26,412.79
28/05/2019	EFO	65358	ROBYN PAICE	ENVIRONMENTAL SERVICES-VARIOUS LOCATIONS	\$ 9,000.00
28/05/2019	EFO	65359	BROADWATER BRICK PAVING	PAVING SERVICES	\$ 4,010.00
28/05/2019	EFO	65360	PHONOGRAPHIC PERFORMANCE CO. OF AUST. LTD.	LICENCE RENEWALS	\$ 161.26
28/05/2019	EFO	65361	MJB INDUSTRIES PTY LTD	SUPPLY & DELIVER DRAINAGE SUPPLIES	\$ 72,876.65
28/05/2019	EFO	65362	REPEAT PLASTICS (WA)	PLASTIC PRODUCT SUPPLIER-SEATS AND SIGNS	\$ 4,434.13
28/05/2019	EFO	65363	BEACHSIDE BUILDING & MAINTENANCE	BUILDING & MAINTENANCE SERVICES	\$ 13,324.42
28/05/2019	EFO	65364	ASCENT ENGINEERING PTY LTD	ENGINEERING DESIGN SERVICES	\$ 13,750.00
28/05/2019	EFO	65365	SHORE COASTAL PTY LTD	COASTAL CONSULTANCY SERVICES	\$ 26,114.00
28/05/2019	EFO	65366	DELL AUSTRALIA PTY LTD	COMPUTER EQUIPMENT SUPPLIES	\$ 12,744.60
28/05/2019	EFO	65367	HART SPORT	SPORT EQUIPMENT SUPPLIES	\$ 651.00
28/05/2019	EFO	65368	HERTZ AUSTRALIA PTY LTD	VEHICLE RENTAL SERVICES	\$ 311.83
28/05/2019	EFO	65369	CAPE DRYCLEANERS	LINEN CLEANING SERVICES	\$ 6.30
28/05/2019	EFO	65370	HIP POCKET WORK WEAR AND SAFETY	UNIFORMS & PROTECTIVE CLOTHING	\$ 4,899.26
28/05/2019	EFO	65371	PHYSIO SOUTHWEST	WELLNESS PROGRAM-PILATES INSTRUCTION	\$ 1,152.00
28/05/2019	EFO	65372	NEVERFAIL SPRINGWATER LTD	WATER REFILL SERVICE - DUNS & BUSSELTON WASTE FACILITY	\$ 530.35
28/05/2019	EFO	65373	T-QUIP	MOWER PARTS & SERVICE	\$ 1,027.90
28/05/2019	EFO	65374	BEACHLANDS LAWNMOWING SERVICE	LAWN MOWING SERVICE	\$ 260.00
31/05/2019	EFO	65375	CHEQUE CANCELLED	CHEQUE CANCELLED	\$ -
31/05/2019	EFO	65376	SOUNDPACK SOLUTIONS	LIBRARY RESOURCES	\$ 270.60
31/05/2019	EFO	65377	OFFICEMAX AUSTRALIA LTD	STATIONERY SUPPLIES	\$ 253.94
31/05/2019	EFO	65378	BCP LIQUID WASTE	LIQUID WASTE SERVICES	\$ 2,128.26
31/05/2019	EFO	65379	ERTECH PTY LTD	AIRPORT DESIGN AND CONSTRUCTION	\$ 38,340.50
31/05/2019	EFO	65380	CR. R PAINE	COUNCILLOR PAYMENT	\$ 589.94
31/05/2019	EFO	65381	PETER RODRICKS	STAFF REIMBURSEMENT	\$ 219.95
31/05/2019	EFO	65382	OPLAY	STAIR HAND RAILS	\$ 2,408.12
31/05/2019	EFO	65383	WIDEBAND NETWORKS PTY LTD	NBN BROADBAND INTERNET ACCESS	\$ 5,353.40
31/05/2019	EFO	65384	BEACHSIDE BUILDING & MAINTENANCE	NCC PAINTWORKS	\$ 4,850.00
31/05/2019	EFO	65385	WATERMAN PLUMBING & GAS	PLUMBING SERVICES	\$ 875.00
31/05/2019	EFO	65386	MEG DELAHOY	STAFF REIMBURSEMENT	\$ 3,000.00
31/05/2019	EFO	65387	BELLROCK CLEANING SERVICES PTY LTD	CLEANING SERVICES	\$ 22,345.87
31/05/2019	EFO	65388	BUNBURY COFFEE MACHINES	COFFEE MACHINE RENTAL & SUPPLIES - GLC	\$ 440.00
31/05/2019	EFO	65389	SHARON COETZEE	BITP DEPOSIT REFUND	\$ 62.00
31/05/2019	EFO	65390	ANN GALLAGHER	POLICE CLEARANCE	\$ 54.30
31/05/2019	EFO	65391	MATTHEW REID	STAFF REIMBURSEMENT	\$ 105.00
31/05/2019	EFO	65392	N & M ELLIS	REFUND OVERPAID RATES PAYMENT	\$ 461.23
31/05/2019	EFO	65393	AIGLE ROYAL DEVELOPMENTS	50% NEWPORT GEOGRAPHE BORE	\$ 213,003.28
31/05/2019	EFO	65394	ECOSYSTEMS SOLUTIONS	CONSULTANCY SERVICES	\$ 5,362.50
31/05/2019	EFO	65395	HANSON CONST. MATERIALS PTY LTD	SUPPLY & DELIVER CONCRETE SERVICES	\$ 2,003.76
31/05/2019	EFO	65396	PENDREY AGENCIES P/L	CHEMICAL / RURAL SUPPLIES	\$ 132.00
31/05/2019	EFO	65397	BUSSELTON MOTORS (MITSUBISHI/MAZDA)	MAINTENANCE, PARTS AND SERVICING	\$ 957.28
31/05/2019	EFO	65398	BUNNINGS BUILDING SUPPLIES	HARDWARE SUPPLIES	\$ 420.07
31/05/2019	EFO	65399	BSO DEVELOPMENT CONSULTANTS	CONSULTANCY SERVICES	\$ 4,537.00
31/05/2019	EFO	65400	UDIA (WA DIVISION)	TRAINING - URBAN DEVELOPMENT	\$ 300.00
31/05/2019	EFO	65401	CITY AND REGIONAL FUELS	FUEL SERVICES	\$ 4,590.26
					<b>\$ 6,289,799.59</b>

TRUST ACCOUNT -MAY 2019

DATE	TYPE	REF#	NAME	DESCRIPTION	AMOUNT
6/05/2019	TRUST	007444	MICHAEL HONEYBONE	REFUNDED CANCELLED BUILDING APPLICATION	\$ 61.65
9/05/2019	TRUST	007445	DEPARTMENT OF MINES, INDUSTRY REGULATION & SAFETY	BUILDING SERVICES LEVY APRIL 2019 (94 APPLICATIONS)	\$ 21,249.66
9/05/2019	TRUST	007446	CONSTRUCTION TRAINING FUND	CTF LEVY PAYMENTS APRIL 2019 (10 APPLICATIONS)	\$ 2,445.30
9/05/2019	TRUST	007447	CITY OF BUSSELTON	BSL & CTF COMMISSION APRIL 2019	\$ 552.50
27/05/2019	TRUST	007448	CTF & BSL LEVY REFUNDS	REFUNDS	\$ 61.65
27/05/2019	TRUST	007449	CTF & BSL LEVY REFUNDS	REFUNDS	\$ 4,852.80
					<b>\$ 29,223.56</b>

INTERNAL PAYMENT VOUCHERS MAY 2019

DATE	TYPE	REF#	NAME	DESCRIPTION	AMOUNT
31/03/2019	DDO	3777	CITY OF BUSSELTON	PAYROLL & SALARIES	\$ 442.02
8/05/2019	DDO	3778	CITY OF BUSSELTON	PAYROLL & SALARIES	\$ 759,727.22
8/05/2019	DDO	3779	CITY OF BUSSELTON	PAYROLL & SALARIES	\$ 2,087.99
13/05/2019	DDO	3780	RJ AND EE CONWAY	REFUND DUPLICATED BUILDING APPLICATION FEE	\$ 1,077.10
6/05/2019	DDO	3781	AF AND DA MCDONNA	REFUND DUPLICATED BUILDING APPLICATION FEE	\$ 159.35
17/05/2019	DDO	3782	SA AND SM OATES	REFUND WITHDRAWN DA APPLICATION FEE	\$ 147.00
1/05/2019	DDO	3783	LES MILLS ASIA PACIFIC	CONTRACT FEES-GLC PROGRAM EXPENSES	\$ 694.01
1/05/2019	DDO	3784	ANZ BANK	BANK FEES-BPAY TRANSACTION FEES	\$ 345.77
1/05/2019	DDO	3785	ANZ BANK	BANK FEES-BPAY TRANSACTION FEES	\$ 1,792.23
1/05/2019	DDO	3786	ANZ BANK	BANK FEES-MERCHANT FEES	\$ 4,109.24
3/05/2019	DDO	3787	COMMONWEALTH BANK	BANK FEES-MERCHANT FEES	\$ 894.42
6/05/2019	DDO	3788	ANZ BANK	BANK FEES-TRANSACTION FEES	\$ 284.96
6/05/2019	DDO	3789	ANZ BANK	BANK FEES-BPAY FILE FEES	\$ 162.38
10/05/2019	DDO	3790	JA AND R HAUSER	REFUND H/C OVERPAYMENT	\$ 74.00
10/05/2019	DDO	3791	G.N. CONSTRUCTION	REFUND WITHDRAWN DA APPLICATION FEE	\$ 1,244.00
10/05/2019	DDO	3792	DR SOFIELD	REFUND H/R OVERPAYMENT	\$ 250.00
15/05/2019	DDO	3793	COMMONWEALTH BANK	BANK FEES-TRANSACTION FEES	\$ 127.75
20/05/2019	DDO	3794	STARFLOW INVESTMENTS	REFUND OF RATE OVERPAYMENT	\$ 528.95
31/05/2019	DDO	3795	ANZ BANK	CREDIT CARD PAYMENT	\$ 16,163.64
			INDIVIDUAL PAYMENTS ARE AS FOLLOWS:		
			IPWEA AUSTRALIA	INFRASTRUCTURE MANAGEMENT MANUAL	\$ 716.82
			IPWEA AUSTRALIA	ASSET MANAGEMENT MANUAL	\$ 275.00
			SQ PEPSI CAFÉ	MEETING REFRESHMENTS	\$ 29.50
			WESTLAND TUF	WA TURF SEMINAR REGISTRATION	\$ 450.00
			TRYBOOKING LG	LGCOG EAA MEETING REGISTRATION	\$ 425.50
			PERTH SAIRPORT PTY LTD	PARKING	\$ 115.12
			LEXUS SQ PERTH	TYRES	\$ 820.00
			TOKYO STATION	PARKING	\$ 12.00
			CPP HISS MAJESTY'S	PARKING	\$ 9.09
			COMPASSES ESPLANDE HOTEL	ACCOMMODATION PORT HEDLAND CME MEETING	\$ 185.00
			COMPASSES ESPLANDE HOTEL	ACCOMMODATION PORT HEDLAND CME MEETING	\$ 196.00
			31 ON STHE TERRACE	ACCOMMODATION, MEALS & PARKING	\$ 270.00



DATE	TYPE	REF#	NAME	DESCRIPTION	AMOUNT
			CALTEX BUSSELTON	CATERING - SUSSEX BUSHFIRE BRIGADE	\$ 259.90
			IBIS STYLES CANBERRA	ACCOMMODATION AIBS NCC 2019 SYMPOSIUM	\$ 585.20
			IBIS STYLES CANBERRA	ACCOMMODATION AIBS NCC 2019 SYMPOSIUM	\$ 199.65
			CANTEEN KITCHEN	CATERING - STRATEGIC TRAINING VBFB	\$ 154.00
			HTTPSCANVA.O	ONLINE PHOTO PURCHASE GLC	\$ 2.88
			HTTPSCANVA.O	ONLINE PHOTO PURCHASE GLC	\$ 14.42
			FACEBOOK	PROMOTION OF SUMMER SELLATHON	\$ 12.70
			HARVEYS NORMAN BUSSELTON	TV PURCHASE FOR CABIN	\$ 295.00
			TOKYO STATION	MEALS	\$ 10.60
			PC EFTSPOS PTY LTD	DATA CENTRE INTERNET GATEWAY EST FEE	\$ 110.00
			ACI ONLINE LEARNING	ONLINE DIPLOMA IN AIRPORT OPERATIONS	\$ 5.90
			ACI ONLINE LEARNING	ONLINE DIPLOMA IN AIRPORT OPERATIONS	\$ 2,592.00
			OPENING THE BOOK	PLAYING YOUR PART IN THE LIBRARY WELCOME	\$ 94.64
			SUMMITS HOMES GROUP	SITE SURVEY & SOIL PROBE LOT 1280 VASSE HWY	\$ 1,500.00
			AUSTSWIM	TEACHER OF INFANT & PRESCHOOL AQUATICS	\$ 280.00
			NOVOTESL VINES RESORT	CCAWA ANNUAL MEETING ACCOMMODATION	\$ 398.00
			NOVOTESL VINES RESORT	CCAWA ANNUAL MEETING ACCOMMODATION	\$ 398.00
			AHRI LTD	MEMBERSHIP FEE	\$ 390.50
			CROWN SPREMEADE PERTH	ACCOMMODATION LGPA PEER SUPPORT PROGRAM	\$ 172.04
			KEY MESDIA PTY LTD	HR SUMMIT	\$ 1,122.00
			COPPENCLAN NOMINESS	FUEL - MEETING CEO BRUCE ROCK	\$ 89.93
			BCF BUSSELTON	GIFT CARD	\$ 100.00
			LAW SOCIETY OF WA	CPD DAY FOR RURAL PRACTITIONERS	\$ 200.00
			CROWN SPREMEADE PERTH	ACCOMMODATION LGPA PEER SUPPORT PROGRAM	\$ 57.68
			QANTAS AIRWAYS	RETURN FLIGHTS - RCAWA MEETING KARRATHA	\$ 978.80
			MANTRAS HERVEY BAY	ACCOMM LG COG EXEC ASSISTANTS MEETING	\$ 668.25
			ALOFT PERTH	ACCOMMODATION LCGOG EXEC ASSIS MEETING	\$ 200.06
			CAFE DS AMORE BUSSELTON	REFRESHMENTS - T1 UPGRADE AFTER HOURS	\$ 54.00
			TEAMVIEWER AYPAL	TEAMVIEWER LICENCE RENEWAL	\$ 1,235.38
			MAILCHIMP	BAY TO BAY ELECTRONIC MAILOUT	\$ 220.19
			EZI WHOLESAL WEDDING	20 X TABLE COVERS	\$ 253.40
			APPLE SPTY LTD	ICLOUD STORAGE 200GB	\$ 4.49
7/05/2019	DDO	3796	CALTEX AUSTRALIA PETROLEUM PTY LTD	FUEL SERVICES	\$ 65,541.50
31/05/2019	DDO	3797	ANZ BANK	CREDIT CARD PAYMENT	\$ 30.00
			INDIVIDUAL PAYMENTS ARE AS FOLLOWS:		
			STICKY TICKETS	BUDGET BREAKFAST	\$ 30.00
7/05/2019	DDO	3798	FINES ENFORCEMENT REGISTRY	TRAFFIC INFRINGEMENTS	\$ 127.00
14/05/2019	DDO	3799	FINES ENFORCEMENT REGISTRY	TRAFFIC INFRINGEMENTS	\$ 127.00
1/05/2019	DDO	3800	LES MILLS ASIA PACIFIC	CONTRACT FEES-GLC PROGRAM EXPENSES	\$ 573.71
22/05/2019	DDO	3801	WA AND SM JAMES	REFUND OF RATE OVERPAYMENT	\$ 2,062.83
27/05/2019	DDO	3802	KH GIEDRAITIS	REFUND WITHDRAWN DA APPLICATION FEE	\$ 271.00
29/05/2019	DDO	3803	TERRAVADO PTY LTD	REFUND WITHDRAWN BUILDING APPLICATION FEE	\$ 299.90
30/05/2019	DDO	3804	IAN KIRKPATRICK	REFUND OF RATE OVERPAYMENT	\$ 43.95
30/05/2019	DDO	3805	K AND D HOLMES	REFUND OF RATE OVERPAYMENT	\$ 700.00
30/05/2019	DDO	3806	G AND L PEARNS	REFUND OF RATE OVERPAYMENT	\$ 391.00
30/05/2019	DDO	3807	K AND K CARTER	REFUND OF RATE OVERPAYMENT	\$ 391.00
30/05/2019	DDO	3808	R AND ZP AHMED	REFUND OF RATE OVERPAYMENT	\$ 478.00
30/05/2019	DDO	3809	C AND N HALL	REFUND OF RATE OVERPAYMENT	\$ 487.00
30/05/2019	DDO	3810	A AND R DEVELOPMENTS	REFUND OF RATE OVERPAYMENT	\$ 524.00
30/05/2019	DDO	3811	ALLEN PTY LTD	REFUND OF RATE OVERPAYMENT	\$ 527.00
30/05/2019	DDO	3812	ALISON BUTLER	REFUND OF RATE OVERPAYMENT	\$ 563.00
30/05/2019	DDO	3813	S AND C DE LUCA	REFUND OF RATE OVERPAYMENT	\$ 1,204.03
31/05/2019	DDO	3814	ANZ BANK	BANK FEES-STOP PAYMENT FEE	\$ 15.00
27/05/2019	DDO	3815	SASSEY PTY LTD	REFUND WITHDRAWN DA APPLICATION FEE	\$ 295.00
21/05/2019	DDO	3816	CITY OF BUSSELTON	PAYROLL & SALARIES	\$ 768,349.76
21/05/2019	DDO	3817	CITY OF BUSSELTON	PAYROLL & SALARIES	\$ 17,925.11
					<b>\$ 1,651,238.82</b>
				<b>MUNICIPAL ACCOUNT</b>	<b>\$ 343,555.10</b>
				<b>ELECTRONIC TRANSFER PAYMENTS</b>	<b>\$ 6,289,799.59</b>
				<b>TRUST ACCOUNT</b>	<b>\$ 29,223.56</b>
				<b>INTERNAL PAYMENT VOUCHERS</b>	<b>\$ 1,651,238.82</b>
					<b>\$ 8,313,817.07</b>

#### 6.4 ACCOUNTING TREATMENT OF DEPOSITS AND BONDS

<b>SUBJECT INDEX:</b>	Budget Planning and Reporting
<b>STRATEGIC OBJECTIVE:</b>	Governance systems, process and practices are responsible, ethical and transparent.
<b>BUSINESS UNIT:</b>	Finance and Corporate Services
<b>ACTIVITY UNIT:</b>	Financial Services
<b>REPORTING OFFICER:</b>	Acting Manager Financial Services - Jeffrey Corker
<b>AUTHORISING OFFICER:</b>	Director Finance and Corporate Services - Tony Nottle
<b>VOTING REQUIREMENT:</b>	Simple Majority
<b>ATTACHMENTS:</b>	Nil

#### **PRÉCIS**

As a result of the interim audit of the City's affairs recently conducted by the Office of the Auditor General (OAG), it has been identified in the draft Interim Audit Report that in their opinion the City is accounting for the receipt of funds for deposits and bonds incorrectly.

The City's current treatment is in accordance with Council resolution C1004/115 from April 2010 and is so disclosed in the City's stated significant Accounting Policies contained within the Annual Financial Report. This resolution required that the funds were to be held in the City's Municipal Account. As a result, the City earned interest from the funds.

The OAG Interim Audit report identifies that in their opinion these funds are to be held in Trust, and if interest is earned that it be paid to the person/persons who lodged the payment. If enacted, this change will result in the loss of interest earnings to the City on an ongoing annual basis. Based upon the balance of funds held as at 31 May, this annual loss is in the region of \$70K per annum.

As the current treatment is in accordance with a prior Council resolution, Council will be required to review its previous decision as to the Accounting treatment of these funds into the future. As any changes need to be effective 30 June for Accounting and Budgetary purposes, this guidance is sought as soon as practicable.

#### **BACKGROUND**

At the Council meeting of 14 April 2010, via the Audit Committee meeting held 11 March 2010; the issue of the treatment of Deposits and Bonds paid to the City was considered.

At the time staff had identified that the existing treatment of Deposits and Bonds as part of the City's Municipal Funds was no longer appropriate. This was supported in writing by the City's then Auditor. Accordingly it was recommended by staff that the City's accounting treatment of deposits and bonds should be amended so that all existing, and any new deposits and bonds; were to be recognised as part of the City's Trust Fund.

After discussions with staff and the Auditor at the March 2010 Audit Committee meeting, in due course and contrary to the staff recommendation, Resolution C1004/115 was passed that stated:

1. That Council continues the accounting treatment for deposits and bonds as part of the Shire's Municipal Fund, subject to 2 and 3 below.
2. The deposits and bonds be brought to account as part of the restricted funds in the Municipal Fund.

3. In the Annual Financial Report the deposits and bonds are disclosed as being restricted and additional commentary provided in Note 1A indicating that the Council considers the requirement of control to have been met by the accounting treatment described.
4. That Council notes the requirement for monies held as cash in lieu of public open space to be recognised and reported as part of the Shire's Trust Fund.

As a result of the Interim Audit conducted in May 2019, the Officer of Auditor General (OAG) has found that the City's treatment of deposits and bonds remains inappropriate. In their draft Interim Management Letter, which has only been informally received by email at this point in time; the OAG found that:

*"We noted that the City has been holding Bond and Security deposit monies within its municipal fund and recognising an asset on the Statement of Financial Position along with a corresponding liability. Interest earned on these funds has been retained by the City.*

*The City has no control of these funds until a damage event occurs. Consequently, they do not meet the definition of an asset in accordance with Australian Accounting Standards, and should not be reflected on the City's Statement of Financial Position. Any interest earned on these funds also should not be reflected in the City's accounts.*

*The Local Government Act 1995 (Act) requires:*

*Where money or other property is held in the trust fund, the local government is to — in the case of money, pay it to the person entitled to it together with, if the money has been invested, any interest earned from that investment..."*

This finding is rated as significant by the OAG, and as per their advice has the following implication:

*"Assets and Liabilities are both overstated by the value of Bond and Security deposits. In retaining interest earned on invested trust fund moneys, the City is keeping and utilising moneys that it is not entitled to under the Act.*

*As a further consequence, the recognition of trust moneys on the Statement of Financial Position is not compliant with Australian Accounting Standards".*

The AOG makes the following Recommendation:

*"To facilitate accurate reporting for 30 June 2019 the City should:*

- *report bond/security monies as trust funds in the Notes to the financial report*
- *reliably estimate past interest earned that is payable to persons entitled to receive it.*

*The Local Government Act 1995 (Act) states:*

*Where money has been held in the trust fund for 10 years it may be transferred by the local government to the municipal fund but the local government is required to repay the money, together with any interest earned from its investment, from that fund to a person claiming and establishing a right to the repayment.*

*The City needs to account and manage trust fund moneys in accordance with the Act.*

*The City should undertake the necessary steps to identify any obligations it has to return moneys that it has incorrectly retained from the current and previous years".*

Accordingly, the issue of the treatment of Deposits and Bonds is once again tabled with Council to seek guidance as a result of the OAG finding.

### **STATUTORY ENVIRONMENT**

The Local Government Act includes reference to Financial Reports (Section 6.4), Municipal Funds (Section 6.7) and also Trust Funds (Section 6.9). However, the Act and associated Regulations are not specific in respect of the accounting treatment for deposits and bonds.

Previously, the Shire's Auditor has clarified that whilst Australian Accounting Standard AASB1004 (Contributions) does not specifically relate to deposits and bonds, it does provide commentary and guidance on the concept of "control" (a determinant in assessing whether funds are to be held in trust or otherwise).

### **RELEVANT PLANS AND POLICIES**

The City's Long Term Financial Plan will be impacted as identified in the relevant section following.

### **FINANCIAL IMPLICATIONS**

As the change will be effective 30 June it will have Nil impact upon the 2018/19 budget, other than the funds will be accounted for in a different section of the accounts in the year end reports. As at 31 May the balance of the applicable funds was \$2.851M. This pool of funds is cash backed in its entirety, with the majority being Roadworks Bonds (\$1.916M) and Town Planning Bonds (\$697K). Other categories of bonds held include Building Bonds, Crossover Deposits, Hall Deposits, Kerb & Verge Deposits, Key Deposits, Sundry Liabilities and Unclaimed Monies; which together total \$238K.

The change will however have effect upon the 2019/20 Budget and those into the future, as outlined in the following section relating to Long-Term Financial Plan (LTFP) Implications. Additionally, as interest may need to be paid retrospectively on currently held deposits and bonds, a further expense may be incurred. Initial calculations suggest this liability could be in the region of \$250K.

### **LONG-TERM FINANCIAL PLAN IMPLICATIONS**

The current adopted LTFP includes income from the interest earned on the deposit and bonds funds. If the funds are relocated to trust as per the OAG report, then based upon the balance as at 31 May of \$2.851M the City's interest earnings will reduce by approx. \$70K per annum (based upon a notional interest rate of 2.5%). When adopted, the current draft LTFP will need to be adjusted to allow for this reduction in income.

### **STRATEGIC COMMUNITY OBJECTIVES**

This matter principally aligns with Key Goal Area 6 – 'Leadership' and more specifically Community Objective 6.1 - 'Governance systems, process and practices are responsible, ethical and transparent'.

The achievement of the above is underpinned by the Council strategy to 'ensure the long term financial sustainability of Council through effective financial management'.

**RISK ASSESSMENT**

A formal risk assessment of the proposal has not been conducted at this time. If Council chooses to not agree to the change in accounting treatment the City will risk receiving further negative audit findings. Additionally the City will risk having the payee of a bond or deposit that is currently held take action against the City to recover their funds and interest. Accepting the recommended change that is in accordance with the OAG finding will result in the loss of income as detailed.

**CONSULTATION**

Consultation is not applicable in relation to this matter.

**OFFICER COMMENT**

Once finalised and formally received, the complete OAG Interim Management Letter will be tabled with the City's Audit Committee at the next available opportunity. However, in order to enact the change effective June 30 staff are tabling this report directly with Council (via the Finance Committee) so as to be in the position to make the required changes in a timely manner.

As acknowledged by the OAG in writing to the reporting Officer, the treatment of deposits and bonds across the Local Government industry has not been consistent, and through their auditing regime it was apparent that many Local Governments were accounting for the monies differently. The OAG did approach the Department of Local Government for their input, however they were unable to make a decision on this. Therefore the Auditor General has now stated her position in how she believes these monies should be accounted for, and the wording in the City's draft Interim Audit report is the standardised wording they are now utilising.

As such the City is not alone with this finding. The resolution of Council in 2010 was made contrary to staff and Auditor recommendation at the time, however it was not invalid due to the lack of clarity on the proper treatment available at the time.

As the OAG is now responsible for the audit of all Local Government authorities across the State, standardisation of accounting principles can be enacted. Whilst it must be acknowledged that the City will see a reduction in annual interest earning income, failure to apply their findings will result in ongoing negative Audit Reports which may impact Council.

**CONCLUSION**

The finding of the OAG is significant. Whilst acknowledging the City will forgo interest earnings as a result of altering its accounting treatment of the funds, refusal to do so will likely result in further negative findings from the OAG. In the opinion of staff, the City must change its accounting treatment of deposits of bonds to align with the requirements of the Office of the Auditor General, and therefore with current Industry practice. Therefore, the City's accounting treatment of deposits and bonds should be altered so that they are included in Trust.

**OPTIONS**

Council may not agree with the findings of the OAG and therefore not agree to change the accounting treatment of funds held for Deposits and Bonds.

**TIMELINE FOR IMPLEMENTATION OF OFFICER RECOMMENDATION**

If a change to the Accounting treatment of the funds held in the City's accounts for deposits and bonds is approved, the funds will be relocated to Trust effective 30 June 2019.

**OFFICER RECOMMENDATION**

That the Council:

1. Endorses an amendment to the current accounting treatment for deposits and bonds such that all existing, and any new, deposits and bonds are recognised and reported as part of the City's Trust fund.
2. Continue to liaise and negotiate with the Officer of the Auditor General in relation to the treatment of interest earnings on funds held and;
3. Agree that in a timely manner, a systematic review be undertaken of all deposits and bonds held, ensuring that where the conditions for the return of a bond have been met that they be duly refunded.

7. **GENERAL DISCUSSION ITEMS**

8. **NEXT MEETING DATE**

9. **CLOSURE**