

Finance Committee Agenda

17 January 2019

ALL INFORMATION AVAILABLE IN VARIOUS FORMATS ON REQUEST

city@busselton.wa.gov.au

CITY OF BUSSELTON

MEETING NOTICE AND AGENDA – 17 JANUARY 2019

TO: **THE MAYOR AND COUNCILLORS**

NOTICE is given that a meeting of the Finance Committee will be held in the the Committee Room, Administration Building, Southern Drive, Busselton on Thursday, 17 January 2019, commencing at 9.30am.

The attendance of Committee Members is respectfully requested.

DISCLAIMER

Statements or decisions made at Council meetings or briefings should not be relied on (or acted upon) by an applicant or any other person or entity until subsequent written notification has been given by or received from the City of Busselton. Without derogating from the generality of the above, approval of planning applications and building permits and acceptance of tenders and quotations will only become effective once written notice to that effect has been given to relevant parties. The City of Busselton expressly disclaims any liability for any loss arising from any person or body relying on any statement or decision made during a Council meeting or briefing.

MIKE ARCHER

CHIEF EXECUTIVE OFFICER

11 January 2019

CITY OF BUSSELTON

AGENDA FOR THE FINANCE COMMITTEE MEETING TO BE HELD ON 17 JANUARY 2019

TABLE OF CONTENTS

ITEM NO.	SUBJECT	PAGE NO.
1.	**DECLARATION OF OPENING AND ANNOUNCEMENT OF VISITORS**	**4**
2.	**ATTENDANCE**	**4**
3.	**PUBLIC QUESTION TIME**	**4**
4.	**DISCLOSURE OF INTERESTS**	**4**
5.	**CONFIRMATION OF MINUTES**	**4**
5.1	Minutes of the Finance Committee Meeting held 25 December 2018	4
6.	**REPORTS**	**5**
6.1	REGIONAL ROAD GROUP – QUARTERLY REPORT	5
6.2	APPLICATION FOR RATE EXEMPTION - LAMP INCORPORATED	13
6.3	APPLICATION FOR RATE EXEMPTION - ACCESS HOUSING AUSTRALIA LTD	71
6.4	FINANCIAL ACTIVITY STATEMENTS - PERIOD ENDING 30 NOVEMBER AND 31 DECEMBER 2018	177
6.5	LIST OF PAYMENTS MADE NOVEMBER AND DECEMBER 2018	235
6.6	BUDGET AMENDMENT REQUEST / REVIEW	277
7.	**GENERAL DISCUSSION ITEMS**	**282**
8.	**NEXT MEETING DATE**	**282**
9.	**CLOSURE**	**282**

1. DECLARATION OF OPENING AND ANNOUNCEMENT OF VISITORS

2. ATTENDANCE

Apologies

3. PUBLIC QUESTION TIME

4. DISCLOSURE OF INTERESTS

5. CONFIRMATION OF MINUTES

5.1 Minutes of the Finance Committee Meeting held 15 November 2018

RECOMMENDATION

That the Minutes of the Finance Committee Meeting held 15 November 2018 be confirmed as a true and correct record.

6. REPORTS

6.1 REGIONAL ROAD GROUP - QUARTERLY REPORT

SUBJECT INDEX:	Infrastructure
STRATEGIC OBJECTIVE:	Road networks that provide for a growing population and the safe movement of all users through the District.
BUSINESS UNIT:	Engineering and Facilities Services
ACTIVITY UNIT:	Design and Survey
REPORTING OFFICER:	Manager, Engineering and Facilities Services - Daniell Abrahamse
AUTHORISING OFFICER:	Director, Engineering and Works Services - Oliver Darby
VOTING REQUIREMENT:	Simple Majority
ATTACHMENTS:	Nil

PRÉCIS

The purpose of this report is to provide the Finance Committee with a quarterly update on Regional Road Group Funding. The report details which road projects qualify for funding, progress on current grant applications, progress on currently funded projects and any impacts on the financial management of the City.

BACKGROUND

Regional Road Group Road Project Grants Background

There are 10 Regional Road Groups (RRG) in WA, established under the State Road Funds to Local Government Agreement. The City of Busselton is a member of the South West group comprising 15 other local government areas, including the Cities of Bunbury and Mandurah and the Shires of Harvey, Collie, Dardanup, Capel, Augusta-Margaret River, Nannup, Manjimup, Bridgetown-Greenbushes, Boyup Brook, Waroona, Boddington, Murray and Donnybrook-Balingup.

The South West Regional Road Group (SWRRG) is guided by a document referred to as 'Roads 2030'; this document identifies roads within the various Local Government Authorities (LGA) that are of regional significance. These local government roads (as contained in the Roads 2030 document) are reviewed on a five yearly interval to assess the effects of changing circumstances and demand on the local road network. New roads can be added through this process although the justification can be difficult to achieve and is not guaranteed.

The City of Busselton currently has 21 roads of regional significance on the list. **These as detailed in alphabetical order in the table below.**

- Albert Street
- Bussell Highway
- Cape Naturaliste Road
- Causeway Road
- Commonage Road
- Fairway Drive
- Jindong – Treeton Road
- Layman Road
- Ludlow – Hithergreen Road
- Metricup Road
- North Jindong Road
- Payne Road
- Peel Terrace
- Queen Elizabeth Avenue
- Queen Street
- Roy Road
- Strelly Street
- Tuart Drive
- Vasse-Yallingup Siding Road
- Wildwood Road
- Yallingup Beach Road

Each year the City applies for funding based on works required, derived either from an asset management perspective, or more recently, as a result of the Busselton Traffic Study outcomes. All projects applied for by the SWRRG are then reviewed, prioritised and ranked based on the SWRRG prioritisation guidelines.

Funding for eligible projects is based on a 2/3rd RRG and 1/3rd LGA basis. The City is required to contribute the 1/3rd of the cost of any project from its own funds. There is also a maximum RRG funding distribution per project per year of $500,000, thus no project can exceed $750,000 combined funding in any given year unless the City contributes in excess of its 1/3rd. Projects can however be staged over multiple years at the maximum allowable amount.

The SWRRG has an expenditure performance target of 90% of Grants assigned to be expended annually.

The RRG funding is broken into two (2) separate allocation streams being Preservation or Improvement works:

- Preservation works largely involve the reconditioning of the existing infrastructure with only minor improvements.

- Improvement works are to expand the infrastructure, increase its capacity or other significant works. Improvement works usually required more detailed design and planning, and projects are generally located in high density areas. Sometimes environmental considerations & service relocations are needed for these projects.

It is important to note that the funding associated with RRG is treated as a funding pool and is distributed or treated in two different ways, dependent on the type of endorsed project. Projects for both funding streams can be either a one off project or a long term ongoing project.

A one off project may be a reconstruction or reseal of a particular road or section of road. The work is completed in that financial year and no further works are required on that road. Any surplus funds on completion of the one off project are returned to the funding pool where the funding gets redistributed amongst the other RRG local governments. Or by request (requires RRG approval) the funds can be transferred to other RRG budgeted projects.

Long term projects or ongoing projects are projects that have been budgeted and programmed to complete over a number of years, generally commencing with detailed design work, service relocation and finally construction. Similar to a one off project, in any one year unspent funds can be returned to the funding pool. This is however with the knowledge that funding has been allocated for the following year. Or, as per the City of Busselton's prior approach, funds can be carried over in order to retain the funds and bank it with future year's allocations. This allows a larger scale project to be completed in a one off manner. The long term projects are nominated over a set period, generally up to 5 years. Where the project exceeds this delivery timeframe it will need to be reapplied for and be assessed against other nominated RRG projects.

OFFICER COMMENT

Regional Road Group Funding Applications for 2019/2020

The City submitted four (4) applications for the 2019/2020 round of RRG funding.

1. Improvements to the Causeway Road (#2051103) – The project application is for Stage 2 of the City Centre Eastern Link project. This also includes the upgrading of the existing intersection at the Strelly Street/Causeway Road intersection. This project has received the necessary overall score to be considered on the provision that the section of Causeway Road between Rosemary Drive and Molloy Street will be duplicated. Main Roads WA (MRWA) has advised officers that if this is not the case, the funding needs to be returned to the RRG funding pool for redistribution to other group members.

   Funding applied for 2019/2020 - $500,000 RRG and $250,000 LGA.

   Further funding for 2020/2021 - $500,000 RRG and $250,000 LGA.

2. Improvements Peel Terrace (#2050208) - The project application is for the upgrade of the existing Peel Terrace/Queen Street roundabout to accommodate an additional through lane to the north and turn lanes from east to south. Works are proposed to include cycle integration, service relocation, drainage and lighting.

   Funding applied for 2019/2020 - $500,000 RRG and $250,000 LGA.

   Further funding for 2020/2021 - $500,000 RRG and $250,000 LGA.

3. Improvements Queen Street (#2050201) – the project application is for the construction of a roundabout at the Queen Street/Albert Street junction, removing the traffic signals, bicycle integration, service relocation, drainage and lighting.

   At the time of submitting the grant application officers were advised by MRWA that this application cannot be considered as it will require further input from MRWA with regards to the removal of traffic lights at the intersection of Queen Street/Albert Street. City officers are currently working with MRWA to establish the methodology of the required investigation to remove the traffic signals. This project forms part of the improvements recommended by the Council at their meeting held on 14 November 2018.

   Funding applied for 2019/2020 - $500,000 RRG and $250,000 LGA.

   Further funding for 2020/2021 - $500,000 RRG and $250,000 LGA.

   Further funding for 2021/2022 - $500,000 RRG and $250,000 LGA.

4. Improvements Bussell Highway (#2051104) – The project application is for asphalt overlay, standardising lane widths and intersection treatments. Works are proposed to include bicycle lane, pedestrian facilities, drainage and lighting upgrades.

   This forms part of the recommendations made in the Busselton Traffic Study with regards to the intersections along Bussell Highway.

   Funding applied for 2019/2020 - $500,000 RRG and $250,000 LGA.

Further funding for 2020/2021 - $500,000 RRG and $250,000 LGA.

Further funding for 2021/2022 - $500,000 RRG and $250,000 LGA.

Further funding for 2022/2023 - $500,000 RRG and $250,000 LGA.

Further funding for 2023/2024 - $500,000 RRG and $250,000 LGA.

Current Year Projects and Progress Commentary

For the 2018/19 financial year the City has seven (7) roads over which there are 6 separate project scopes. All but one of these projects are categorised as improvements.

NOTE: MRWA assigns new project numbers annually whereby the City consolidates any project carryovers into any new project allocations.

Project Name – S0035 Strelly Street (Strelly/Barlee Street Roundabout) Project Budget $450,000

Financial information

Budget	YTD Actual	Commitments	Project Balance	Status
$450,000	$14,752	$91,024	$344,222	In progress - See detail below

Project Scope

This project is part of Busselton Dunsborough Traffic Study (BTS) and involves the following:

- Short term- Construction of an upgraded link from the Busselton Bypass to West Street, onto the old Bussell Highway/Albert Street. This is known as the Strelly/Barlee/West Street connection which offers alternative access to the Busselton City Centre, the foreshore and the western portion of the Busselton CBD. The first stage involves the relocation of services and land resumptions, after which the construction of a new roundabout at the intersection of Strelly/Barlee Street will be undertaken.

- Long Term – Construction of a dual carriageway to the above route is envisaged by 2036.

Progress Report

<u>Works in Progress</u>

The works have been scheduled for implementation in early February 2019 with an estimated construction time frame of 4 – 6 weeks (weather dependant).

City officers have had numerous meetings with property owners and their tenants to discuss how the works will be undertaken so as to minimise disruption to their day to day business activities. Some of the works will be undertaken after-hours by contractors to expedite the works and reduce impact on daily business activities. City officers will also arrange for signage in and around the construction area advising and directing people to and from these businesses.

Project Risks

Project risks include unforeseen project costs, encountered as a result of the stormwater system potentially requiring additional upgrade works at the point where the new drainage connects due to the age of the existing infrastructure. This is currently being investigated. Budget permitting, the works could be undertaken as part of the project.

The impact of works on affected business owners is another key risk however City officers will be meeting with business owners and tenants on a daily basis during the construction period.

Project Name – S0067 Layman Road **Project Budget $152,487**

Financial information

Budget	YTD Actual	Commitments	Project Balance	Status
$152,487	$21,882	$39,984	$90,620	In progress - See details below

Project Scope

The works on Layman Road in the Wonnerup town site has been completed as part of the 2017/18 financial year budget. An amount of $152,487 was identified as a project saving. The City has obtained the consent of the RRG (MRWA) to extend the project area along Layman Road from the Wonnerup town site to where Layman Road intersects with the Bussell Highway.

The section of Layman Road that has been earmarked for some minor improvements is the section from the roundabout on Layman Road and Tuart Road to the Bussell Highway. This is also the first section of road leading motorists along the alternative access onto Layman Road – heading into the Busselton CBD, the foreshore and East Busselton.

Progress Report

Works in Progress

City officers are currently investigating various delivery options that includes shoulder works and drainage works along this section of road. However the drainage might require a clearing permit. City officers are working with the Department of Biodiversity Conservation and Attractions (DBCA) to establish if a comprehensive clearing permit is required for the completion of the drainage works.

Project Risks

The key project risk is an environmental one – that is, that the City may require a clearing permit for the clearing of a mature indigenous tree to address the drainage on this road. The clearing approval might run into the new financial year meaning the project will not be completed as per the MRWA grant conditions and result in a project carry-over.

Project Name – S0051 Causeway Road/Rosemary Drive Roundabout Project Budget $750,000

Financial information

Budget	YTD Actual	Commitments	Project Balance	Status
$750,000	$9,990	$13,715	$726,294	Ongoing

Project Scope

This project is part of the BTS and involves the construction of a roundabout on Causeway Road providing access to the new Eastern Link Bridge and Rosemary Drive.

Progress Report

Works in Progress

The design for the Causeway Road/Rosemary Drive roundabout that forms part of the City Centre Eastern Link project was advertised for Expressions of Interest (EOI) for the construction of the City Centre Eastern link – Stage 1 in late 2018. The EOI closes on 22 January 2019. A shortlist of prospective contractors will be invited to tender on the project in February/March 2019, with awarding of the tender being subject to the City obtaining all the necessary environmental approvals from both State and Federal agencies. City staff has been advised that these approvals should be all wrapped up by latest March 2019.

If this is the case, the City could have a contractor on site as early as late April, early May 2019.

Project Risks

The biggest risk to this project is that the City does not receive all the required environmental approvals for the construction of the City Centre Eastern Link, thus the project will not be able to commence as planned.

Project Name – S0064 Peel Terrace (Stanley Pl/Cammilleri Inters. Upgrade) Project Budget $613,033

Financial information

Budget	YTD Actual	Commitments	Project Balance	Status
$613,033	$154,929	$23,307	$434,796	Ongoing

Project Scope

This project is part of the BTS and involves the upgrade of the existing intersection at Stanley Place and Peel Terrace as well as a new roundabout at Cammilleri Street / Peel Terrace that will link Peel Terrace to the City Centre Eastern Link.

Progress Report

Works in Progress

All of the services along Peel Terrace were relocated as part of the 2017/18 financial year budget, as well as the section of road between Causeway Road and Stanley Place being upgraded. Some of these works were finalised during the current financial year, hence some expenditure being incurred.

As with the Causeway Road project above, the design for the works on Peel Terrace forms part of the City Centre Eastern Link project and has been advertised as part of the Expressions of Interest (EOI) for the Construction of the City Centre Eastern Link – Stage 1.

As per above tenders will be advertised and then awarded on the provision that the City obtain all the necessary environmental approvals from both State and Federal agencies. City staff has been advised that these approvals should be all wrapped up by latest March 2019. If this is the case the City could have a contractor on site as early as late April, early May 2019.

Project Risks

The biggest risk to this project is that the City does not receive all the required environmental approvals for the construction of the City Centre Eastern Link, thus the project will not be able to commence as planned.

Project Name – S0066 Queen Street **Project Budget $52,846**

Financial information

Budget	YTD Actual	Commitments	Project Balance	Status
$52,846	$2,458	$747	$49,640	Ongoing

Project Scope

This project is part of the BTS and involves minor modifications to the road layout and lanes on the section of Queen Street from Peel Terrace and Albert Street; including detailed design and modelling associated with traffic congestion and the improvement of traffic flow into the town centre and redesign of the intersection of Queen and Albert and West/Albert from a signalised intersection to a roundabout.

Note- Funding received to date is predominantly for the detailed design of the above works.

Progress Report

Works in Progress

Detailed modelling of numerous options associated with the intersection treatments for this area has been undertaken. City Officers have narrowed the preferred design of the Queen/Albert Street intersection to a roundabout in lieu of the traffic signals. This option will require additional traffic modelling and preliminary designs to establish if this is a viable option.

No final design has been determined at this point as priority has been given to the completion of the City Centre Eastern Link, Peel Terrace upgrade and the Barlee Street/Strelly Street upgrades.

Noting that officers would expect to complete the detailed design of this area towards the end of the financial year.

Relocation of public utilities such as Telstra and Western Power is currently being investigated.

Project Risks

The key risk to this project is the City not obtaining approval from MRWA to remove the traffic signals and replace the existing intersection with a roundabout.

Project Name – S0068 Georgiana Molloy Bus Bay Facilities **Project Budget $197,286**

Financial information

Budget	YTD Actual	Commitments	Project Balance	Status
$197,286	$27,000	$160,546	$9,737	Ongoing

Project Scope

Funding has been provided by the State Government via Libby Mettam MLA to assist with congestion associated with school buses around the Georgiana Molloy Anglican School (GMAS) during pick up and drop off.

Progress Report

Works in Progress

Works on the GMAS bus bay facilities started before the festive season. Road works are expected to be completed before school reconvenes. It's anticipated that the landscaping works will be completed by mid-February 2019.

Project Risks

The key risks are that detailed design cannot be finalised, which would result in the funds being returned to the RRG funding pool, or that the project exceeds budget, in which case the school will be requested to fund the balance.

OFFICER RECOMMENDATION

That the Finance Committee note the Regional Road Group Report for the second quarter of the 2018/19 financial year.

6.2 APPLICATION FOR RATE EXEMPTION - LAMP INCORPORATED

SUBJECT INDEX:	Exemptions and Appeals (Rates)
STRATEGIC OBJECTIVE:	Governance systems, process and practices are responsible, ethical and transparent.
BUSINESS UNIT:	Rates
ACTIVITY UNIT:	Rates
REPORTING OFFICER:	Rates Coordinator - David Nicholson
AUTHORISING OFFICER:	Director Finance and Corporate Services - Tony Nottle
VOTING REQUIREMENT:	Simple Majority
ATTACHMENTS:	Attachment A Rate Exemption Application⇩ Attachment B Auditors Report⇩ Attachment C Consitution⇩

PRÉCIS

An application has been received from Lamp Incorporated for rate exemption. On the basis of the application this report recommends that the request for exemption be granted.

BACKGROUND

The Lamp Incorporated organisation is a not for profit/charitable group that purchased a residential property at 13 Billabong Street, Yalyalup in August 2017. The purposes of the property is to provide supported short term accommodation for people with mental illness while they await permanent residency with Housing WA (NE: Department of Housing) or family reunification.

The Annual Information Statement 2017 as lodged with the Australian Charities and Not for Profits Commission (ACNC) details the organisations activities and outcomes as:

"A community support service for people with Mental Health issues, their families and carers. Lamp activities cover a diverse range of community settings including supporting people with severe and persistent mental illness to live independently, to live in their homes, provide education, training and advocacy for carers and families, work with youth in crisis, self-harm and suicide prevention, homelessness, indigenous and family mental health support, work with school and juvenile justice systems providing early intervention for young people at risk. Lamp works with an individualised recovery model and the supports services it offers allows people with mental illness to optimise their lifestyle choices and become active and welcome members of communities."

Documentation provided in a previous rate exemption application for 226 Bussell Highway, West Busselton that was approved and/or as part of the application includes:

- Application for Rate Exemption including property use Statutory Declaration.
- Constitution and rules for Lamp Inc.
- Australian Charities and Not for Profits Commission (ACNC) registration summary
- ACNC annual information statement 2017
- Australian Tax Office notice of endorsement for charity tax concessions
- Lamp Inc. Financial Report year ending 30 June 2017

Principal funding is provided by grants through such organisations as:

- Disability Services Commission
- Department of Child Protection
- Mental Health Commission
- Department of Health D2D Living Community Program
- Department of Social Services

While it was a different type of property and location, Lamp Incorporated's office location at 226 Bussell Highway, West Busselton was deemed exempt from rates at Council's ordinary meeting held on the 13th June 2018. At this meeting it was resolved:

C1806/110 Moved Councillor J McCallum, seconded Councillor P Carter

That the Council in accordance with Section 6.26 (2)(g) of the Local Government Act 1995 declare 226 Bussell Hwy, West Busselton, as leased by the Lamp Incorporation be declared exempt from rating on the basis that the property is used exclusively for a charitable purpose, with the effective date being the date of application, namely, 28th March 2018.

CARRIED 9/0
EN BLOC

STATUTORY ENVIRONMENT

Section 6.26 of the *Local Government Act 1995* (the Act) provides broad definitions for rateable and non-rateable land. Moreover, Section 6.26 (2) (g) states that land is not rateable if it is "used exclusively for charitable purposes".

RELEVANT PLANS AND POLICIES

There are no relevant plans or policies in relation to this item.

FINANCIAL IMPLICATIONS

The rates levied for 13 Billabong Street Yalyalup totalled $1,651 for the 2018/19 financial year.

An application for rate exemption was lodged on the 22nd August 2018, immediately after the issuance of the 2018/2019 annual rate notice and within the rate objection period. As such, a rate exemption if granted should be effective 1st July 2018 resulting in a $1,651 reduction to the 2018/2019 rating income and similar amounts for each of the following financial periods.

LONG-TERM FINANCIAL PLAN IMPLICATIONS

There will be no significant implication to the City's long term financial plan due to the amount of the proposed rate exemption.

While a broader local government issue, there is a concern that a large number of organisations claiming charitable status could result in a long term effect on the City's rate base into the future. This matter was raised at the recent South West WALGA Zone (SWZ) meeting in Capel on the 23 November 2018. The SWZ has since advocated for clarity and consideration of the impacts of rates exempt properties within the current Local Government Act Review (Phase 2).

STRATEGIC COMMUNITY OBJECTIVES

This matter principally aligns with Key Goal Area 6 of the Strategic Community Plan 2017 and more specifically Community Objective 6.1 - 'Governance systems, process and practices are responsible, ethical and transparent'.

RISK ASSESSMENT

There are no risks identified of a medium or greater level associated with the Officers recommendation. Having said that, if Council choses to not approve the application for rate exemption then staffing and/or legal costs may be incurred if the applicant refers the matter to the State Administrative Tribunal for review of the decision.

CONSULTATION

No consultation was considered necessary in relation to this matter.

OFFICER COMMENT

In accordance with Section 6.26 (2) (g) of the Act land is not rateable if it is used exclusively for charitable purposes. Rate exemption applications need only be considered in two parts – being firstly is the use itself "charitable" and secondly if the use is considered to be charitable, then is the property being used exclusively for such use.

In considering the first part, that is, are the operations of Lamp Incorporated considered to be a charitable use, legal opinions have been consistent in defining a charitable purpose as land used for:

1. The relief of poverty;
2. The advancement of education;
3. The advancement of religion; and
4. Other purposes beneficial to the community."

The services provided by Lamp Incorporated are, apart from a small once off membership fee of $60.00 for insurance purposes, provided free of charge. Provision of services to those suffering from mental health issues within the community would meet the "other purposes beneficial to the community" charitable definition.

In considering the second part, that is, 'is the property being exclusively used for a charitable purpose'; this criteria is being met as Lamp Incorporated owns the property and uses it exclusively for the purpose of providing accommodation for people with mental illness.

There has been no physical inspection of the property due to its residential purpose and that to do so could cause anxiety to any occupant/s. Included however with the rate exemption application was a statutory declaration stating that the property's purpose is *"Transitional housing for people with mental illness short term whilst awaiting public housing"*.

The City's Planning and Development Services Directorate have reviewed this request and determined that the property and its proposed uses do not require further assessment or approvals.

If rate exemption is granted then the applicant will be instructed to confirm by the 30th April annually that the property continues to be used for the purposes stated in the application. If a change has occurred and the new use is not eligible for rate exemption then the property will become rateable.

CONCLUSION

It is considered, based on the application and associated documentation provided by Lamp Incorporated, prior rate exemption granted to Lamp Incorporated by Council as well as the legal opinions on charitable purposes, that 13 Billabong Street, Yalyalup is eligible for rate exemption as it is being used exclusive for such charitable purposes.

OPTIONS

Council may decline the rate exemption application on the basis that it considers that Lamp Incorporated is not providing a charitable purpose to the community or that such charitable use is not considered an exclusive use of the property.

Should the application be declined for either of the above reasons then Lamp Incorporated will have the option to refer the matter to the State Administrative Tribunal for a review of the decision. Such referral will see Council needing to defend its decision and thereby incurring staffing and/or legal costs.

TIMELINE FOR IMPLEMENTATION OF OFFICER RECOMMENDATION

The proposed effective date for rate exemption if granted would be the 1st July 2018 due to the application being lodged on the 22nd August 2018, immediately after the issuance of the 2018/2019 annual rate notice and within the rate objection period.

COMMITTEE RECOMMENDATION AND OFFICER RECOMMENDATION

That the Council:

1. grant rate exemption under section 6.26 (2)(g) of the *Local Government Act 1995*, "land used exclusively for charitable purposes", on 13 Billabong Street Yalyalup effective from the 1st July 2018; and

2. determine that the above rate exemption is to continue where Lamp Incorporated confirms in writing by the 30th April annually that the property continues to be used for the purposes stated in the application.

APPLICATION FOR RATES EXEMPTION

Local Government Act 1995 – Section 6.26

City of Busselton
Geographe Bay

Privacy

The personal information collected on this form will only be used by the City of Busselton for the sole purpose of providing requested and related services. Information will be stored securely by the City and will not be disclosed to any third parties without your express written consent.

Copyright

I authorise the City of Busselton to reproduce any attachments provided with this form for internal purposes only.

City of Busselton
2 Southern Drive
Busselton WA 6280

Locked bag #1
Busselton WA 6280

ABN: 87 285 608 991

Phone: (08) 99781 0444
Facsimile: (08) 9752 4958
city@busselton.wa.gov.au
www.busselton.wa.gov.au

This application form is to be used by organisations seeking exemption from rates, pursuant to the provisions of Section 6.26 of the Local Government Act 1995. The application for exemption will be checked based on the information you have provided, and you will be advised of the outcome in due course.

Please attach any additional documents requested, as failure to do so may result in the application being refused.

Please note that where exemption from rates is approved, the property will still be subject to the Emergency Services Levy and any other charges, if applicable, such as rubbish collection charges. All properties which are granted exemption from rates are subject to periodic reviews to ensure continued approval.

Instructions: Please print clearly in the spaces provided.

1. PROPERTY ADDRESS DETAILS

Street address	13 Billabong Street
Suburb	Yalyalup, WA 6280
Rates Assessment Number (if known)	100048490

2. WHAT IS THE CURRENT USE OF THE PROPERTY? Please provide full details:

The house is a charity house that is used to provide supported short term accommodation for people with mental illness awaiting depart of housing permanent residency or reunification with family. The property is a not for profit investment with all overheads and charges being sourced through fundraising activities.

3. PROPERTY OWNER DETAILS

Organisation:	Lamp Incorporated		
Property Owner: if different to above			
Postal Address:	PO BOX 5056, BUSSELTON WA		
Telephone:	08 97541834	**Postcode:**	6280
Mobile:		**Facsimile:**	08 97541836
E-mail:			

4. APPLICANT DETAILS

Contact Person:	Lorrae Loud		
Position Title:	CEO		
Postal Address:	PO BOX 5056, BUSSELTON WA		
Telephone:	08 97541834	**Postcode:**	6280
Mobile:	0413 656 900	**Facsimile:**	08 97541836
E-mail:	lloud@lampinc.org.au		

5. ORGANISATION INFORMATION

Is/does the organisation:

An incorporated body as per the Associations Incorporated Act 1987? *If yes, provide a Certificate of Incorporation*	Yes [X]	No [ ]
Considered "not for profit"?	Yes [X]	No [ ]
Have a tax exemption from the Australian Tax Office (ATO)? *If yes, provide a certificate of tax exemption from the ATO*	Yes [X]	No [ ]
Leasing the property? *If yes, provide a copy of the lease and confirm if the lessee is responsible for payment of the rates*	Yes [ ]	No [X]
Have planning approval for the land use of the property? *A site inspection may be required before the application is processed*	Yes [X]	No [ ]

6.DOCUMENTATION REQUIREMENTS

Please provide a copy of (in addition to those specified in Section 5):

[x] Organisation's Constitution [ ]

Written statement outlining the nature of the Organisation's operations.

It should include the following details:

- Use and occupancy of the property
- Type of service provided (e.g. food, accommodation etc)
- Frequency of service provision (e.g. full-time, daily, weekly etc)
- Whether payment is received for the service

[ ] A plan of the property, showing all buildings and outbuildings

OR

[ ] A Floor plan of the leased property area, if only part of the property is the subject of this application

[x] A Copy of the current years audited financial statements for the Organisation
(If this exemption applies to only a portion of land owned by this Organisation, provide the relevant statements for the land this application applies to.)

---

7. AUTHORISATION

By signing this application, I hereby certify that the information provided is true and correct to the best of my knowledge.

Name:	Lorrae Loud		
Position:	CEO		
Organisation:	Lamp Incorporated		
Signature: of CEO / Trustee		**Date:**	21-8-2018

OFFICE USE ONLY

1. CONSIDERATIONS

Approval with the City's Town Planning Scheme?	YES	☐	NO	☐
Has the property been inspected?	YES	☐	NO	☐
Recommend for non-rateable status?	YES	☐	NO	☐

Section of the Local Government Act 1995 6.26(2)____

Classification: _____

Person/s or Classes of Persons Affected by this decision:

_____

Reason for non-rateable status:

New Application ☐ Review of Exemption ☐

If yes, amount of rates to be exempted and dates to be applicable from (application date).
The approval will be for a period of 3 years, unless circumstances change.

Amount: _____ Date (from): _____

Rubbish bin changes to be levied and dates to be applicable from:

Amount: _____ Date (from): _____

2. DECISION

This application has been: Approved / Not Approved

Council resolution #_____ Council meeting date: ____/____/_____

Effective Date of Approval (if applicable): ____/____/____

WESTERN AUSTRALIA

OATHS, AFFIDAVITS AND STATUTORY DECLARATIONS ACT 2005

STATUTORY DECLARATION

APPLICATION FOR RATES EXEMPTION UNDER SECTION 6.26 OF THE LOCAL GOVERNMENT ACT 1995.

STATEMENT OF PROPERTY USE FOR THE YEAR ENDING 30 JUNE 2018

(1) Christian name or names and surname of declarant in full	(1) **I Lorrae Loud**
(2) Address	(2) **Of 226 Bussell Highway** **In the State of Western Australia**
3) Occupation	(3)CEO – Lamp Inc

Sincerely declare as follows:-

The property located at	13 Billabong Street, Yalyalup, WA 6280
is used by	Lamp Inc
for the purposes of	Transitional Housing for people with Mental Illnesses short term whilst waiting for public housing.
Description of the activities the property is used for	Domestic living for people with mental health illnesses
for the period to or from July 2017 to June 2018	

The applicant agrees to advise the Local Government's Rating Services Section as soon as there is **ANY** change to the purpose/s as stated above.

This declaration is made under the *Oaths, Affidavits and Statutory Declarations Act 2005*

Declared at Busselton

This 21st day of August 2018

In the presence of DL Prime JP 29181
(Signature of authorised witness)

DEBRA L PRIME JUSTICE OF THE PEACE
(Name of authorised witness and qualification as such a witness)

(4) Signature of person making the declaration

(4)

***Important** This Declaration must be made before any of the following persons:-

Academic {post-secondary institution}
Accountant
Architect
Australian Consular Officer
Australian Diplomatic Officer
Bailiff
Bank Manager
Chartered secretary
Chemist
Chiropractor
Company auditor or liquidator
Court officer {Judge, magistrate, registrar or clerk}
Defence Force officer {Commissioned, Warrant or NCO {with 5 years continuous service}}
Dentist
Doctor
Electorate Officer {State – WA only}
Engineer
Industrial organisation secretary
Insurance broker
Justice of the Peace {any State}
Lawyer
Local government CEO or deputy CEO
Local government councillor
Loss adjuster
Marriage Celebrant
Member of Parliament {State or Commonwealth}
Minister of religion
Nurse
Optometrist
Patent Attorney
Physiotherapist
Podiatrist
Police officer
Post Officer manager
Psychologist
Public Notary,
Public Servant {State or Commonwealth}
Real Estate agent
Settlement agent
Sheriff or deputy Sheriff
Surveyor
Teacher
Tribunal officer
Veterinary surgeon

Or,

Any person before whom, under the *Statutory Declarations Act 1959* of the Commonwealth, a Statutory Declaration may be made.

FOR INFORMATION: Any authorised witness for the State of Western Australia may also witness a Commonwealth Statutory Declaration, as long as they are in Western Australia at the time of witnessing {Schedule 2, item 231 of the Commonwealth Statutory Declarations Regulations 1993}.

IMPORTANT INFORMATION:

AS OF 1 JANUARY 2006 THERE IS NO PROVISION FOR COMMISSIONERS FOR DECLARATIONS IN THE STATE OF WESTERN AUSTRALIA

Lamp Inc
226 Bussell Highway
PO Box 5056
Busselton WA 6280
ABN: 81 359 568 293

21 August 2018

City of Busselton
Locked Bag 1
Busselton WA 6280

To whom it may concern

RE: 13 Billabong Street, Yalyalup WA 6280

Use and occupancy of the property
The use of this property is to house persons (No more than 2 at a time) with a mental illness and in danger of homelessness while waiting for a permanent home either through the Department of Housing, private rental or reunification.

Type of service provided
We provide this housing as a short term solution whilst other housing is sort.

Frequency of service provision
There is usually at least one person living in the premises at any time but no more than two.

Whether payment received for service
A basic maintenance fee is charged to the tenant to cover water, electricity and maintenance of these premises.

Yours sincerely

Lorrae Loud
CEO
Lamp Inc



LAMP INCORPORATED
81 359 568 293

FINANCIAL REPORT
FOR THE YEAR ENDED
30 JUNE 2017

Liability limited by a scheme approved under
Professional Standards Legislation



LAMP INCORPORATED
81 359 568 293

CONTENTS

Committee's Report

Income Statement

Departmental Profit & Loss Statement

Balance Sheet

Notes to the Financial Statements

Statement by Members of the Committee

Auditor's Report

Certificate by Members of the Committee

Depreciation Schedule



LAMP INCORPORATED
81 359 568 293

COMMITTEE'S REPORT

Your committee members submit the financial report of the Lamp Incorporated for the financial year ended 30 June 2017.

Committee Members

The name of each member of the committee during the year and if different, at the date of the report;

POSITION HELD	NAME OF BOARD
CHAIRPERSON	YVONNE AVERY
SECRETARY	HAYLEY REILLY
VICE CHAIRPERSON	SARAH LOTZE
TREASURER	JULIE DICKSON
COMMUNITY REPRES.	
HEALTH/COMTY REPRES.	Dr STEVEN COHEN
GENERAL COMMITTEE	KERRY JENSEN
GENERAL COMMITTEE	PETER ALEXANDER
CONSUMER'S REPRES.	MICHAEL DAWKINS

Principal Activities

The principal activities of the association during the financial year were:

Community Support Service for people with Mental Health issues their family & Carers

Significant Changes

Nil

Operating Result

The profit of the association after providing for income tax amounted to $44,188.25.

Signed in accordance with a resolution of the Members of the Committee.

Dated this 5th **day of** October 2017



LAMP INCORPORATED
81 359 568 293

INCOME STATEMENT
FOR THE YEAR ENDED 30 JUNE 2017

	Note	2017 $	2016 $
INCOME			
Grants		1,570,117.45	1,531,720.64
Grants - Miscellaneous		2,170.00	6,707.64
		1,572,287.45	1,538,428.28
OTHER INCOME			
Grant Funds B/F from Prior Year		(15,679.77)	-
Miscellaneous Income		8,000.95	2,426.74
Fundraising		4,349.42	1,069.64
Interest Received		12,265.63	20,252.17
Donations		29,446.98	35,359.25
Rent		3,913.22	14,202.27
Support Services		3,550.45	1,793.62
Membership		1,122.77	1,100.04
Reimbursements		5,191.34	5,541.86
Profit on Sale of Non-current Assets		-	403.71
Loss on Sale of Non-current Assets		(839.50)	(1,282.54)
Unspent Funds Returned to Grant Provider		(24,854.00)	(158,860.64)
Gross profit from trading		51,704.60	51,487.20
		78,172.09	(26,506.68)
		1,650,459.54	1,511,921.60

The accompanying notes form part of these financial statements.



LAMP INCORPORATED
81 359 568 293

INCOME STATEMENT
FOR THE YEAR ENDED 30 JUNE 2017

	Note	2017 $	2016 $
EXPENDITURE			
Accountancy Fees		21,836.00	20,685.00
Accommodation		1,128.55	4,095.78
Advertising		4,490.71	1,579.33
Bank Charges		682.49	527.35
Brokerage		1,119.82	1,090.00
Client Program Payments		10,282.93	6,704.70
Consultancy Fees		6,678.00	-
Consumables		-	39.36
Computer Requisites		12,298.25	7,961.08
Depreciation		21,724.00	33,694.70
Discretionary Fund		32,719.58	45,619.22
Electricity		5,246.05	4,719.81
Gas		805.01	1,266.32
Equipment Purchases		16,789.78	11,301.88
Facilitation and Catering		65.00	1,523.04
Freight & Cartage		-	227.27
Fund Raising Costs		11,559.85	1,569.12
Fuel & Oil		11,298.98	14,270.56
Hire Purchase Charges		1,209.13	3,953.53
Housing Support		2,550.56	1,463.18
Insurance		27,315.16	23,750.25
Legal Costs		440.58	-
Motor Vehicle Costs		53,849.40	46,602.59
Membership		2,937.27	3,019.58
Permits, Licences & Fees		176.11	242.08
Postage		1,174.92	939.97
Printing & Stationery		3,397.99	2,007.13
Rates & Taxes		984.30	637.89
Rent		38,860.03	47,053.57
Repairs & Maintenance		5,052.61	4,871.03
Security Costs		8,801.21	3,921.22
Staff & Volunteer Expenses		2,031.91	1,603.23
Staff Training & Accreditation Costs		6,341.64	4,827.84
Staff Wages		1,040,203.76	1,024,727.82
Subscriptions/Publicity		1,773.41	1,039.77
Sundry		4,553.07	2,315.78
Superannuation Contributions		97,994.68	96,417.35
Telephone & Internet		12,950.07	12,098.84
Travel		-	540.91

The accompanying notes form part of these financial statements.



LAMP INCORPORATED
81 359 568 293

INCOME STATEMENT
FOR THE YEAR ENDED 30 JUNE 2017

	Note	2017 $	2016 $
Transfer to/(from) Provision for Annual Leave		(6,232.22)	(13,971.75)
Transfer to/(from) Provision for Sick Leave		(258.95)	(3,229.74)
Transfer to/(from) Provision for Long Service Leave		11,809.13	12,861.29
Transfer to/(from) Provision for Management Fee		(30,222.00)	(1,610.75)
Transfer to/(from) Provision for Research, Training & Development		-	(12,000.00)
Transfer to/(from) Provision for Standards & TIS Compliance		-	(8,500.00)
Transfer to/(from) Provision for Property, Operational & Dataset		-	(8,000.00)
Transfer to/(from) Committed Funds		237,038.04	-
Transfer to/(from) Provision Wages & Oncost for Delivery of Service		(289,713.78)	64,257.12
Transfer to / (from) Provision for Redundancies & Severance		(6,224.24)	(75,436.78)
Prior Year Adjustment		-	(1,368.73)
Transfer to Unspent Grant Funds		218,752.50	(15,679.77)
		1,606,271.29	1,376,228.97
Profit before income tax		44,188.25	135,692.63
Profit for the year		44,188.25	135,692.63
Retained earnings at the beginning of the financial year		904,924.71	809,116.08
Extraordinary Items		-	39,884.00
Retained earnings at the end of the financial year		949,112.96	904,924.71

The accompanying notes form part of these financial statements.



LAMP INCORPORATED
81 359 568 293

DEPARTMENTAL TRADING, PROFIT AND LOSS STATEMENT
FOR THE YEAR ENDED 30 JUNE 2017

	2017 $	2016 $
Mental Health Commission		
OTHER INCOME		
Grants	336,810.84	331,506.73
Miscellaneous Income	198.48	41.82
Interest Received	2,271.74	4,775.82
Reimbursements	4,068.19	3,748.89
Profit on Sale of Non-current Assets	-	403.71
Loss on Sale of Non-current Assets	(839.50)	(1,282.54)
	342,509.75	339,194.43
EXPENSES		
Accountancy Fees	2,855.57	10,610.00
Accommodation	159.09	1,386.60
Advertising	395.27	137.25
Bank Charges	120.00	49.01
Computer Requisites	1,721.19	1,535.16
Depreciation	10,526.89	16,711.02
Electricity	399.00	336.70
Gas	34.67	29.40
Equipment Purchases	1,084.64	1,849.88
Facilitating and Catering	-	23.48
Fuel & Oil	4,100.38	4,275.76
Hire Purchase Charges	1,209.13	3,953.53
Insurance	3,843.08	3,508.84
Legal Costs	220.29	-
Motor Vehicle Costs	2,440.46	3,854.85
Membership	581.74	461.66
Postage	137.35	123.52
Printing & Stationery	472.39	279.71
Rates & Taxes	24.36	18.93
Rent	371.43	1,482.52
Repairs & Maintenance	698.09	656.57
Security Costs	1,838.08	467.28
Staff & Volunteer Expenses	629.43	774.73
Staff Training & Accreditation Costs	2,845.60	956.87
Staff Wages	226,895.53	243,221.72
Subscriptions/Publicity	261.44	169.96
Sundry	126.56	545.61
Superannuation Contributions	21,362.71	22,606.70
Telephone & Internet	2,649.82	1,928.87
Transfer to/(from) Provision for Annual Leave	(4,111.08)	(4,739.04)

The accompanying notes form part of these financial statements.



LAMP INCORPORATED
81 359 568 293

DEPARTMENTAL TRADING, PROFIT AND LOSS STATEMENT
FOR THE YEAR ENDED 30 JUNE 2017

	2017 $	2016 $
Transfer to/(from) Provision for Sick Leave	(683.42)	(1,092.84)
Transfer to/(from) Provision for Long Service Leave	(863.14)	4,716.96
Transfer to/(from) Retained Earnings for Research, Train & Development	-	(12,000.00)
Transfer to/(from) Retained Earnings for Standards & TIS Compliance	-	(8,500.00)
Transfer to/(from) Retained Earnings Prop, Operational & Dataset	-	(8,000.00)
Transfer to/(from) Committed Funds	132,000.00	-
Transfer to/(from) Provisions Wages & Oncost for Delivery of Service	(79,369.53)	15,309.80
Transfer to/(from) Retained Earnings for Redundancy & Severance	(10,480.67)	(24,118.14)
Transfer to/(from) Unspent Grant Funds	18,013.40	
	342,509.75	283,732.87
NET PROFIT	-	55,461.56

The accompanying notes form part of these financial statements.



LAMP INCORPORATED
81 359 568 293

DEPARTMENTAL TRADING, PROFIT AND LOSS STATEMENT
FOR THE YEAR ENDED 30 JUNE 2017

	2017 $	2016 $
D2D Living Community Program		
OTHER INCOME		
Grants	290,283.41	209,393.21
Grants - Miscellaneous	-	1,253.09
Miscellaneous Income	16.67	25.45
Interest Received	1,556.36	2,784.14
Reimbursements	315.93	680.00
	292,172.37	214,135.89
EXPENSES		
Accountancy Fees	3,101.57	2,355.00
Accommodation	487.64	665.91
Advertising	1,911.87	137.27
Client Program Payments	1,104.30	1,638.47
Computer Requisites	1,676.12	1,288.26
Depreciation	1,332.11	4,851.10
Discretionary Fund	32,647.03	44,778.89
Electricity	398.97	336.68
Gas	34.66	29.40
Equipment Purchases	9,411.07	3,149.30
Facilitating and Catering	65.00	23.48
Freight & Cartage	-	227.27
Fund Raising Costs	3,502.55	-
Fuel & Oil	1,663.79	1,696.87
Insurance	3,843.08	3,414.23
Legal Costs	220.29	-
Motor Vehicle Costs	4,806.06	8,796.93
Membership	581.75	461.67
Postage	203.65	123.53
Printing & Stationery	561.09	334.22
Rates & Taxes	24.36	18.93
Rent	3,998.10	6,108.12
Repairs & Maintenance	933.53	656.59
Security Costs	587.38	1,294.55
Staff & Volunteer Expenses	253.89	293.81
Staff Training & Accreditation Costs	500.30	1,125.52
Staff Wages	201,530.26	175,944.67
Subscriptions/Publicity	261.44	169.97
Sundry	132.17	268.57
Superannuation Contributions	18,973.62	16,683.11
Telephone & Internet	2,452.14	2,969.35

The accompanying notes form part of these financial statements.



LAMP INCORPORATED
81 359 568 293

DEPARTMENTAL TRADING, PROFIT AND LOSS STATEMENT
FOR THE YEAR ENDED 30 JUNE 2017

	2017 $	2016 $
Travel	-	540.91
Transfer to/(from) Provision for Annual Leave	190.18	(4,728.90)
Transfer to/(from) Provision for Sick Leave	268.25	(1,086.74)
Transfer to/(from) Provision for Long Service Leave	2,219.88	2,347.57
Transfer to/(from) Committed Funds	30,000.00	-
Transfer to/(from) Provisions Wages & Oncost for Delivery of Service	(50,463.33)	3,312.69
Transfer to / (from) Provision for Redundancies & Severance	3,427.76	(22,519.59)
Transfer to/(from) Unspent Grant Funds	9,329.84	
	292,172.37	257,707.61
NET PROFIT (LOSS)	-	(43,571.72)

The accompanying notes form part of these financial statements.



LAMP INCORPORATED
81 359 568 293

DEPARTMENTAL TRADING, PROFIT AND LOSS STATEMENT
FOR THE YEAR ENDED 30 JUNE 2017

	2017 $	2016 $
DSS - Carer Respite Centre Based		
OTHER INCOME		
Miscellaneous Income	-	58.60
Interest Received	-	352.14
	-	410.74
EXPENSES		
Unspent Funds Returned to Grant Provider	-	136,738.03
Accountancy Fees	-	1,015.00
Advertising	-	6.16
Activity Funds	-	360.33
Electricity	-	52.31
Fuel & Oil	-	744.74
Insurance	-	3,292.24
Motor Vehicle Costs	-	4,604.48
Rates & Taxes	-	5.31
Repairs & Maintenance	-	248.58
Staff Wages	-	34,848.15
Superannuation Contributions	-	3,246.91
Telephone & Internet	-	164.81
Transfer to/(from) Provision for Annual Leave	-	(23,351.72)
Transfer to/(from) Provision for Sick Leave	-	(5,335.30)
Transfer to/(from) Provision for Long Service Leave	-	(8,006.86)
Transfer to/(from) Provisions Wages & Oncost for Delivery of Service	-	(41,335.70)
Transfer to / (from) Provision for Redundancies & Severance	-	(63,572.56)
	-	43,724.91
NET PROFIT (LOSS)	-	(43,314.17)

The accompanying notes form part of these financial statements.



LAMP INCORPORATED
81 359 568 293

DEPARTMENTAL TRADING, PROFIT AND LOSS STATEMENT FOR THE YEAR ENDED 30 JUNE 2017

	2017 $	2016 $
DSS - MIFWA Wellways Community Education Programme		
OTHER INCOME		
Grants	24,164.00	128,220.00
Miscellaneous Income	1,400.00	-
Interest Received	335.59	1,155.37
Reimbursements	59.53	-
	25,959.12	129,375.37
EXPENSES		
Accountancy Fees	2,800.58	1,015.00
Accommodation	-	433.54
Advertising	-	273.51
Client Program Payments	3,671.81	4,026.47
Computer Requisites	965.55	1,017.77
Electricity	138.16	336.67
Gas	10.67	29.39
Equipment Purchases	-	808.06
Facilitating and Catering	-	63.48
Fuel & Oil	734.24	1,553.95
Insurance	3,843.08	3,414.23
Motor Vehicle Costs	2,514.99	5,675.61
Membership	14.28	461.67
Postage	41.54	123.52
Printing & Stationery	202.67	279.71
Rates & Taxes	3.92	18.94
Rent	371.43	433.34
Repairs & Maintenance	210.05	603.93
Security Costs	377.98	467.27
Staff & Volunteer Expenses	47.73	112.02
Staff Training & Accreditation Costs	-	450.95
Staff Wages	25,884.29	68,339.10
Subscriptions/Publicity	233.12	169.98
Sundry	79.27	87.68
Superannuation Contributions	2,436.37	6,470.52
Telephone & Internet	764.44	1,374.98
Transfer to/(from) Provision for Annual Leave	(2,385.43)	(2,096.28)
Transfer to/(from) Provision for Sick Leave	(514.47)	(481.42)
Transfer to/(from) Provision for Long Service Leave	(1,587.09)	837.19
Transfer to/(from) Committed Funds	5,550.00	-
Transfer to/(from) Provisions Wages & Oncost for Delivery of Service	(19,529.31)	(991.13)

The accompanying notes form part of these financial statements.



LAMP INCORPORATED
81 359 568 293

DEPARTMENTAL TRADING, PROFIT AND LOSS STATEMENT
FOR THE YEAR ENDED 30 JUNE 2017

	2017 $	2016 $
Transfer to / (from) Provision for Redundancies & Severance	(7,547.78)	(10,559.54)
Transfer to/(from) Unspent Grant Funds	6,627.03	
	25,959.12	84,750.11
NET PROFIT	-	44,625.26

The accompanying notes form part of these financial statements.



LAMP INCORPORATED
81 359 568 293

DEPARTMENTAL TRADING, PROFIT AND LOSS STATEMENT
FOR THE YEAR ENDED 30 JUNE 2017

	2017 $	2016 $
Department of Child Protection		
OTHER INCOME		
Grants	81,471.60	76,843.80
Miscellaneous Income	16.66	-
Interest Received	779.84	1,324.19
Reimbursements	14.29	-
	82,282.39	78,167.99
EXPENSES		
Accountancy Fees	2,855.56	1,015.00
Accommodation	-	106.28
Advertising	395.28	134.15
Client Program Payments	81.82	-
Computer Requisites	1,631.13	1,017.76
Depreciation	3,552.00	4,754.00
Electricity	398.96	336.70
Gas	34.67	29.40
Equipment Purchases	993.78	703.51
Facilitating and Catering	-	23.49
Fuel & Oil	755.55	569.73
Housing Support	1,312.79	1,463.18
Insurance	3,843.08	3,414.24
Motor Vehicle Costs	510.91	39.28
Membership	581.75	461.67
Postage	137.35	123.53
Printing & Stationery	423.43	279.72
Rates & Taxes	24.36	18.94
Rent	371.43	433.33
Repairs & Maintenance	695.07	791.38
Security Costs	587.31	467.29
Staff & Volunteer Expenses	253.84	90.37
Staff Training & Accreditation Costs	154.69	450.95
Staff Wages	46,684.67	43,068.90
Subscriptions/Publicity	261.41	169.96
Sundry	132.16	76.68
Superannuation Contributions	4,406.89	4,084.64
Telephone & Internet	1,070.02	869.15
Transfer to/(from) Provision for Annual Leave	(116.64)	176.30
Transfer to/(from) Provision for Sick Leave	25.55	38.71
Transfer to/(from) Provision for Long Service Leave	389.46	1,049.74
Transfer to/(from) Provision for Management Fee	(15,111.00)	15,111.00

The accompanying notes form part of these financial statements.



LAMP INCORPORATED
81 359 568 293

DEPARTMENTAL TRADING, PROFIT AND LOSS STATEMENT FOR THE YEAR ENDED 30 JUNE 2017

	2017 $	2016 $
Transfer to/(from) Committed Funds	16,500.00	-
Transfer to/(from) Provisions Wages & Oncost for Delivery of Service	(12,379.11)	3,050.39
Transfer to / (from) Provision for Redundancies & Severance	261.47	(1,907.40)
Transfer to/(from) Unspent Grant Funds	20,562.75	
	82,282.39	82,511.97
NET PROFIT (LOSS)	-	(4,343.98)

The accompanying notes form part of these financial statements.



LAMP INCORPORATED
81 359 568 293

DEPARTMENTAL TRADING, PROFIT AND LOSS STATEMENT
FOR THE YEAR ENDED 30 JUNE 2017

	2017 $	2016 $
LAMP		
Sales	52,258.10	52,330.95
LESS: COST OF GOODS SOLD		
Purchases	553.50	843.75
GROSS PROFIT FROM TRADING	51,704.60	51,487.20
OTHER INCOME		
Grants - Miscellaneous	2,170.00	-
Miscellaneous Income	6,319.13	2,300.87
Fundraising	4,349.42	1,069.64
Interest Received	1,769.17	1,927.83
Donations	29,446.98	35,359.25
Rent	3,913.22	14,202.27
Support Services	-	909.09
Membership	1,122.77	1,100.04
Reimbursements	690.55	708.42
	49,781.24	57,577.41
	101,485.84	109,064.61
EXPENSES		
Unspent Funds Returned to Grant Provider	-	10,414.61
Accommodation	-	290.90
Advertising	187.24	251.78
Bank Charges	562.49	478.34
Client Program Payments	-	1,039.76
Consumables	-	39.36
Computer Requisites	244.29	-
Depreciation	6,313.00	7,378.58
Discretionary Fund	72.55	480.00
Electricity	2,868.42	2,598.18
Gas	606.68	1,089.96
Equipment Purchases	113.64	1,445.00
Facilitation and Catering	-	1,342.13
Fund Raising Costs	8,057.30	1,569.12
Fuel & Oil	-	534.39
Motor Vehicle Costs	5,237.61	490.00
Permits, Licences & Fees	176.11	242.08
Printing & Stationery	50.49	51.96
Rates & Taxes	838.15	520.50

The accompanying notes form part of these financial statements.



LAMP INCORPORATED
81 359 568 293

DEPARTMENTAL TRADING, PROFIT AND LOSS STATEMENT FOR THE YEAR ENDED 30 JUNE 2017

	2017 $	2016 $
Rent	30,321.88	37,529.61
Repairs & Maintenance	552.61	255.50
Security Costs	91.50	249.00
Staff & Volunteer Expenses	172.73	86.18
Staff Training & Accreditation Costs	-	54.64
Staff Wages	-	1,566.67
Subscriptions/Publicity	100.65	-
Sundry	3,726.41	1,189.60
Superannuation Contributions	-	147.67
Transfer to/(from) Provisions Wages & Oncost for Delivery of Service	-	396.10
Prior Year Adjustment	-	(1,368.73)
	60,293.75	70,362.89
NET PROFIT	41,192.09	38,701.72

The accompanying notes form part of these financial statements.



LAMP INCORPORATED
81 359 568 293

DEPARTMENTAL TRADING, PROFIT AND LOSS STATEMENT
FOR THE YEAR ENDED 30 JUNE 2017

	2017 $	2016 $
PIR		
OTHER INCOME		
Grants	182,533.00	260,000.00
Grants - Miscellaneous	-	5,454.55
Miscellaneous Income	16.67	-
Interest Received	1,056.73	2,041.47
Reimbursements	14.28	-
	183,620.68	267,496.02
EXPENSES		
Unspent Funds Returned to Grant Provider	24,854.00	-
Accountancy Fees	4,511.57	2,645.00
Accommodation	-	888.47
Advertising	218.05	137.23
Brokerage	1,119.82	1,090.00
Computer Requisites	1,820.09	1,806.66
Electricity	324.05	336.66
Gas	25.01	29.39
Equipment Purchases	903.79	2,642.62
Facilitation and Catering	-	23.49
Fuel & Oil	1,752.61	4,325.39
Insurance	3,843.08	3,292.24
Motor Vehicle Costs	16,326.46	21,835.15
Membership	14.28	461.68
Postage	389.32	215.25
Printing & Stationery	851.86	484.27
Rates & Taxes	24.35	18.93
Rent	1,030.84	433.33
Repairs & Maintenance	592.11	706.59
Security Costs	1,810.70	467.35
Staff & Volunteer Expenses	181.86	132.34
Staff Training & Accreditation Costs	230.18	619.14
Staff Wages	150,900.26	149,348.53
Subscriptions/Publicity	233.11	169.97
Sundry	92.16	97.88
Superannuation Contributions	14,109.52	14,219.45
Telephone & Internet	3,568.01	3,718.10
Transfer to/(from) Provision for Annual Leave	(681.27)	7,669.89
Transfer to/(from) Provision for Sick Leave	13.23	1,747.09
Transfer to/(from) Provision for Long Service Leave	6,981.13	-
Transfer to/(from) Committed Funds	36,488.04	-

The accompanying notes form part of these financial statements.



LAMP INCORPORATED
81 359 568 293

DEPARTMENTAL TRADING, PROFIT AND LOSS STATEMENT
FOR THE YEAR ENDED 30 JUNE 2017

	2017 $	2016 $
Transfer to/(from) Provisions Wages & Oncost for Delivery of Service	(43,189.11)	43,189.11
Transfer to / (from) Provision for Redundancies & Severance	(163.86)	25,423.98
Transfer to/(from) Unspent Grant Funds	(45,554.57)	
	183,620.68	288,175.18
NET LOSS	-	(20,679.16)

The accompanying notes form part of these financial statements.



LAMP INCORPORATED
81 359 568 293

DEPARTMENTAL TRADING, PROFIT AND LOSS STATEMENT
FOR THE YEAR ENDED 30 JUNE 2017

	2017 $	2016 $
SUPPORT SERVICES		
OTHER INCOME		
Support Services	3,550.45	884.53
EXPENSES		
Accountancy Fees	554.29	-
Transfer to/(from) Provision for Annual Leave	-	(54.93)
Transfer to/(from) Provision for Sick Leave	-	(12.55)
Transfer to/(from) Provision for Long Service Leave	-	(18.83)
Transfer to/(from) Provisions Wages & Oncost for Delivery of Service	-	(40.00)
Transfer to / (from) Provision for Redundancies & Severance	-	(111.29)
	554.29	(237.60)
NET PROFIT	2,996.16	1,122.13

The accompanying notes form part of these financial statements.



LAMP INCORPORATED
81 359 568 293

DEPARTMENTAL TRADING, PROFIT AND LOSS STATEMENT
FOR THE YEAR ENDED 30 JUNE 2017

	2017 $	2016 $
MHC NPA		
OTHER INCOME		
Grant Funds B/F from Prior Year	(15,679.77)	-
Grants	77,586.00	47,200.00
Miscellaneous Income	16.66	-
Interest Received	249.17	467.08
Reimbursements	14.29	-
	62,186.35	47,667.08
EXPENSES		
Accountancy Fees	2,855.57	1,015.00
Accommodation	-	106.28
Advertising	395.21	134.16
Consultancy Fees	4,500.00	-
Computer Requisites	1,901.18	1,017.77
Electricity	398.97	336.68
Gas	34.66	29.38
Equipment Purchases	3,453.60	703.51
Facilitation and Catering	-	23.49
Fuel & Oil	755.50	569.73
Housing Support	1,237.77	-
Insurance	3,843.09	3,414.23
Motor Vehicle Costs	58.18	12.02
Membership	581.74	461.69
Postage	137.37	123.61
Printing & Stationery	423.42	279.69
Rates & Taxes	24.36	13.63
Rent	371.43	433.32
Repairs & Maintenance	695.03	444.65
Security Costs	587.41	467.38
Staff & Volunteer Expenses	253.85	90.37
Staff Training & Accreditation Costs	2,283.44	450.95
Staff Wages	46,684.67	43,068.91
Subscriptions/Publicity	160.79	169.97
Sundry	132.15	32.36
Superannuation Contributions	4,406.89	4,084.65
Telephone & Internet	1,069.93	826.78
Transfer to/(from) Provision for Annual Leave	(116.64)	(498.51)
Transfer to/(from) Provision for Sick Leave	25.55	(115.47)
Transfer to/(from) Provision for Long Service Leave	389.46	818.36
Transfer to/(from) Provision for Management Fee	(15,111.00)	4,804.87

The accompanying notes form part of these financial statements.



LAMP INCORPORATED
81 359 568 293

DEPARTMENTAL TRADING, PROFIT AND LOSS STATEMENT
FOR THE YEAR ENDED 30 JUNE 2017

	2017 $	2016 $
Transfer to/(from) Committed Funds	16,500.00	-
Transfer to/(from) Provisions Wages & Oncost for Delivery of Service	(12,304.29)	2,975.56
Transfer to / (from) Retained Earnings for Redundancy & Severance	261.47	(2,948.17)
Transfer to/(from) Unspent Grant Funds	(4,704.41)	
	62,186.35	63,346.85
NET LOSS	-	(15,679.77)

The accompanying notes form part of these financial statements.



LAMP INCORPORATED
81 359 568 293

DEPARTMENTAL TRADING, PROFIT AND LOSS STATEMENT
FOR THE YEAR ENDED 30 JUNE 2017

	2017 $	2016 $
Disability Services Commission		
OTHER INCOME		
Grants	577,268.60	478,556.90
Miscellaneous Income	16.68	-
Interest Received	4,247.03	5,424.13
Reimbursements	14.28	404.55
	581,546.59	484,385.58
EXPENSES		
Unspent Funds Returned to Grant Provider	-	11,708.00
Accountancy Fees	2,301.29	1,015.00
Accommodation	481.82	217.80
Advertising	987.79	367.82
Client Program Payments	5,425.00	-
Consultancy Fees	2,178.00	-
Computer Requisites	2,338.70	277.70
Electricity	319.52	49.23
Gas	23.99	-
Equipment Purchases	829.26	-
Fuel & Oil	1,536.91	-
Insurance	4,256.67	-
Motor Vehicle Costs	21,954.73	1,294.27
Membership	581.73	249.54
Postage	128.34	107.01
Printing & Stationery	412.64	17.85
Rates & Taxes	20.44	3.78
Rent	2,023.49	200.00
Repairs & Maintenance	676.12	507.24
Security Costs	2,920.85	41.10
Staff & Volunteer Expenses	238.58	23.41
Staff Training & Accreditation Costs	327.43	718.82
Staff Wages	341,624.08	265,321.17
Subscriptions/Publicity	261.45	19.96
Sundry	132.19	17.40
Superannuation Contributions	32,298.68	24,673.70
Telephone & Internet	1,375.71	246.80
Transfer to/(from) Provision for Annual Leave	988.66	13,651.44
Transfer to/(from) Provision for Sick Leave	606.36	3,108.78
Transfer to/(from) Provision for Long Service Leave	4,279.43	11,117.16
Transfer to/(from) Provision for Management Fee	-	(21,526.62)
Transfer to/(from) Provisions Wages & Oncost for Delivery of Service	(72,479.10)	38,390.30

The accompanying notes form part of these financial statements.



LAMP INCORPORATED
81 359 568 293

DEPARTMENTAL TRADING, PROFIT AND LOSS STATEMENT
FOR THE YEAR ENDED 30 JUNE 2017

	2017 $	2016 $
Transfer to / (from) Provision for Redundancies & Severance	8,017.37	24,875.93
Transfer to/(from) Unspent Grant Funds	214,478.46	
	581,546.59	376,694.59
NET PROFIT	-	107,690.99

The accompanying notes form part of these financial statements.



LAMP INCORPORATED
81 359 568 293

BALANCE SHEET
AS AT 30 JUNE 2017

	Note	2017 $	2016 $
ASSETS			
CURRENT ASSETS			
Cash and cash equivalents	3	1,786,355.89	1,578,534.42
Trade and other receivables	4	-	750.00
Prepayments		25,598.33	18,669.46
TOTAL CURRENT ASSETS		1,811,954.22	1,597,953.88
NON-CURRENT ASSETS			
Property, plant and equipment	5	69,419.47	102,877.52
TOTAL NON-CURRENT ASSETS		69,419.47	102,877.52
TOTAL ASSETS		1,881,373.69	1,700,831.40
LIABILITIES			
CURRENT LIABILITIES			
Trade and Other Payables	6	62,527.22	59,008.23
Borrowings	7	4,496.85	17,793.20
Provision for Annual & Sick Leave	8	60,295.91	66,787.08
Unspent Grant Funds		218,752.50	(15,679.77)
Committed Grant Funds		88,538.04	-
Provision for Wages & Oncosts for Delivery of Service		-	289,713.78
Provision for Management Fee		-	15,111.00
TOTAL CURRENT LIABILITIES		434,610.52	432,733.52
NON-CURRENT LIABILITIES			
Borrowings	7	10,250.00	14,746.85
Provision for Long Service Leave		48,112.54	36,303.41
Provision for Redundancies & Severance		128,320.02	124,325.06
TOTAL NON-CURRENT LIABILITIES		186,682.56	175,375.32
TOTAL LIABILITIES		621,293.08	608,108.84
NET ASSETS		1,260,080.61	1,092,722.56
MEMBERS' FUNDS			
Reserves	9	310,967.65	187,797.85
Retained earnings	10	949,112.96	904,924.71
TOTAL MEMBERS' FUNDS		1,260,080.61	1,092,722.56

The accompanying notes form part of these financial statements.



LAMP INCORPORATED
81 359 568 293

NOTES TO THE FINANCIAL STATEMENTS
FOR THE YEAR ENDED 30 JUNE 2017

The financial statements cover Lamp Incorporated as an individual entity. Lamp Incorporated is a not for profit Association incorporated in Western Australia under the Associations Incorporation Act 2015.

The functional and presentation currency of Lamp Incorporated is Australian dollars.

Comparatives are consistent with prior years, unless otherwise stated.

1 Basis of Preparation

This financial report is a special purpose financial report prepared in order to satisfy the financial reporting requirements of the Associations Incorporation Act 2015. The committee has determined that the association is not a reporting entity.

In the opinion of the Committee of Management, the Association is not a reporting entity since there are unlikely to exist users of the financial report who are not able to command the preparation of reports tailored so as to satisfy specifically all of their information needs. These special purpose financial statements have been prepared to meet the reporting requirements of the Act.

The financial statements have been prepared in accordance with the recognition and measurement requirements of the Australian Accounting Standards and Accounting Interpretations, and the disclosure requirements of AASB 101 Presentation of Financial Statements, AASB 107 Statement of Cash Flows, AASB 108 Accounting Policies, Changes in Accounting Estimates and Errors, AASB 120 Accounting for Government Grants and Disclosure of Government Assistance, and AASB 1054 Australian Additional Disclosures.

The financial statements have been prepared on an accruals basis and are based on historical costs modified, where applicable, by the measurement at fair value of selected non current assets, financial assets and financial liabilities.

Significant accounting policies adopted in the preparation of these financial statements are presented below and are consistent with prior reporting periods unless otherwise stated.

The following significant accounting policies, which are consistent with the previous period unless stated otherwise, have been adopted in the preparation of this financial report.

2 Summary of Significant Accounting Policies

Income Tax

The Association is exempt from income tax under Division 50 of the Income Tax Assessment Act 1997.

LAMP INCORPORATED
81 359 568 293

NOTES TO THE FINANCIAL STATEMENTS
FOR THE YEAR ENDED 30 JUNE 2017

Plant and Equipment

Plant and equipment is carried at cost or fair value less, where applicable, any accumulated depreciation and impairment of losses. Plant and equipment is depreciated on a straight line basis over the assets useful life to the Association, commencing when the asset is ready for use.

The depreciable amount of all plant and equipment is depreciated over the useful lives of the assets to the Association commencing from the time the asset is held ready for use.

Leases

Lease incentives under operating leases are recognised as a liability and amortised over the life of the lease term.

Impairment of Non-Financial Assets

At the end of each reporting period the association determines whether there is an evidence of an impairment indicator for non-financial assets.

Where this indicator exists and regardless for goodwill, indefinite life intangible assets and intangible assets not yet available for use, the recoverable amount of the asset is estimated.

Where assets do not operate independently of other assets, the recoverable amount of the relevant cash-generating unit (CGU) is estimated.

The recoverable amount of an asset or CGU is the higher of the fair value less costs of disposal and the value in use. Value in use is the present value of the future cash flows expected to be derived from an asset or cash-generating unit.

Where the recoverable amount is less than the carrying amount, an impairment loss is recognised in profit or loss.

Reversal indicators are considered in subsequent periods for all assets which have suffered an impairment loss , except for goodwill.

MARVEY
& PARTNERS
CERTIFIED
PRACTISING
ACCOUNTANTS
BUSSELTON W.A.

LAMP INCORPORATED
81 359 568 293

NOTES TO THE FINANCIAL STATEMENTS
FOR THE YEAR ENDED 30 JUNE 2017

Employee Benefits

Provision is made for the association's liability for employee benefits arising from services rendered by employees to the end of the reporting period. Employee benefits that are expected to be wholly settled within one year have been measured at the amounts expected to be paid when the liability is settled.

Employee benefits expected to be settled more than one year after the end of the reporting period have been measured at the present value of the estimated future cash outflows to be made for those benefits. In determining the liability, consideration is given to employee wage increases and the probability that the employee may satisfy vesting requirements. Cashflows are discounted using market yields on high quality corporate bond rates incorporating bonds rated AAA or AA by credit agencies, with terms to maturity that match the expected timing of cash flows. Changes in the measurement of the liability are recognised in profit or loss.

Provisions

Provisions are recognised when the association has a legal or constructive obligation, as a result of past events, for which it is probable that an outflow of economic benefits will result and that outflow can be reliably measured.

Cash and Cash Equivalents

Cash and cash equivalents comprises cash on hand, demand deposits and short term investments which are readily convertible to known amounts of cash and which are subject to an insignificant risk of change in value.



LAMP INCORPORATED
81 359 568 293

NOTES TO THE FINANCIAL STATEMENTS
FOR THE YEAR ENDED 30 JUNE 2017

Revenue and Other Income

Revenue is recognised when the amount of the revenue can be measured reliably, it is probable that economic benefits associated with the transaction will flow to the association and specific criteria relating to the type of revenue as noted below, has been satisfied.

Revenue is measured at the fair value of the consideration received or receivable and is presented net of returns, discounts and rebates.

Sale of goods

Revenue from the sale of goods is recognised at the point of delivery as this corresponds to the transfer of significant risks and rewards of ownership of the goods and the cessation of all involvement in those goods.

Rental income

Investment property revenue is recognised on a straight-line basis over the period of the lease term so as to reflect a constant periodic rate of return on the net investment.

Interest revenue

Interest revenue is recognised using the effective interest rate method.

Dividend revenue

Dividends are recognised when the right to receive payment is established.

Rendering of services

Revenue in relation to rendering of services is recognised depending on whether the outcome of the services can be estimated reliably. If the outcome can be estimated reliably then the stage of completion of the services is used to determine the appropriate level of revenue to be recognised in the period. If the outcome cannot be reliably estimated then revenue is recognised to the extent of expenses recognised that are recoverable.

If the outcome cannot be reliably estimated then revenue is recognised to the extent of expenses recognised that are recoverable.

Revenue from training services is generally recognised once the training has been delivered.



LAMP INCORPORATED
81 359 568 293

NOTES TO THE FINANCIAL STATEMENTS
FOR THE YEAR ENDED 30 JUNE 2017

Goods and Services Tax (GST)

Revenues, expenses and assets are recognised net of the amount of goods and services tax (GST), except where the amount of GST incurred is not recoverable from the Australian Taxation Office (ATO).

Receivables and payables are stated inclusive of GST. The net amount of GST recoverable from, or payable to, the ATO is included as part of receivables or payables in the balance sheet.

The financial report was authorised for issue on .

Going Concern

LAMP Incorporated is highly reliant upon Government funding; accordingly, the continuing operations of the Association and its ability to continue as a going concern are dependent upon the ongoing receipt of Government funding.



LAMP INCORPORATED
81 359 568 293

NOTES TO THE FINANCIAL STATEMENTS
FOR THE YEAR ENDED 30 JUNE 2017

		2017 $	2016 $
3	**Cash and Cash Equivalents**		
	Petty Cash Float	3,516.51	3,083.86
	Health Department Cheque #2412	567.86	8,674.77
	Non-Recurrent Cheque #9231	5,428.02	3,013.46
	Friends of Lamp Cheque #3847	10,696.41	19,683.82
	D2D Living Community Program Cheque #9485	5,682.13	4,093.32
	Health Department Cash Reserve #8920	121,947.61	93,034.69
	Friends of Lamp Cash Reserve #8904	85,525.05	59,751.21
	Non Recurrent Cash Reserve #8912	787,963.04	772,058.58
	D2D Living Community Program Cash Reserve #8891	44,081.24	49,136.61
	Brown Street Rent Cheque #0705	2,175.59	4,702.28
	Brown Street Rent Cash Reserve #0713	11,838.28	17,823.85
	DSS - Cheque	75.61	75.61
	DSS - Maxi	1,957.04	416.97
	Housing Support Program Cheque #9316	509.82	1,189.30
	Housing Support Program Cash Reserve #9324	83,473.50	74,635.02
	Wages Community Solutions #0040	5,787.08	1,779.96
	Wellways Cheque #0629	4,037.10	1,653.87
	Wellways Cash Reserve #0581	17,909.36	38,509.52
	Support Services Cheque #9527	32,104.04	3,062.72
	Support Services Cash Reserve #9519	382,304.58	232,929.23
	Bridgetown Activity Fund Community Solutions #7943	824.58	626.55
	Partners In Recovery Cheque #8708	3,258.95	2,429.90
	Partners In Recovery Cash Reserve #8724	69,290.05	107,310.89
	Friends of LAMP Op Shop Cash Management #4682	10,340.65	14,940.39
	Friends of LAMP Op Shop Social Investment #5473	95,061.79	63,918.04
		1,786,355.89	1,578,534.42
4	**Trade and Other Receivables**		
	Current		
	Other Debtors	-	750.00
		-	750.00



LAMP INCORPORATED
81 359 568 293

NOTES TO THE FINANCIAL STATEMENTS
FOR THE YEAR ENDED 30 JUNE 2017

		2017 $	2016 $
5	**Property, Plant and Equipment**		
	Plant & Equipment - Busselton	64,433.66	63,528.21
	Less: Accumulated Depreciation	(51,201.85)	(44,263.85)
		13,231.81	19,264.36
	Motor Vehicles	139,199.03	161,605.53
	Less: Accumulated Depreciation	(94,982.01)	(91,356.01)
		44,217.02	70,249.52
	Leasehold Improvements	13,930.64	13,930.64
	Less: Accumulated Depreciation	(1,960.00)	(567.00)
		11,970.64	13,363.64
	Total Plant and Equipment	69,419.47	102,877.52
	Total Property, Plant and Equipment	69,419.47	102,877.52
6	**Accounts Payable and Other Payables**		
	Current		
	Unpaid Accounts Owing	5,661.99	4,605.78
	Superannuation Owing	99.43	9,817.11
	PAYG Tax Owing	26,791.31	20,305.15
	GST Liability	29,974.49	24,280.19
		62,527.22	59,008.23
7	**Borrowings**		
	Current		
	Hire Purchase Liability	4,893.00	19,002.69
	Less: Unexpired Charges	(396.15)	(1,209.49)
	Total current borrowings	4,496.85	17,793.20
	Non-Current		
	Hire Purchase Liability	10,250.00	15,143.00
	Less: Unexpired HP Charges	-	(396.15)
	Total non-current borrowings	10,250.00	14,746.85
	Total borrowings	4 14,746.85	4 32,540.05



LAMP INCORPORATED
81 359 568 293

NOTES TO THE FINANCIAL STATEMENTS
FOR THE YEAR ENDED 30 JUNE 2017

		2017 $	2016 $
8	**Provision for Sick & Annual Leave**		
	Liabilities		
	Current		
	Provision for Annual Leave	48,164.16	54,396.38
	Provision for Sick Leave	12,131.75	12,390.70
		60,295.91	66,787.08
9	**Reserves**		
	Government Funding Held in Reserve	310,967.65	187,797.85
		310,967.65	187,797.85
10	**Retained Earnings**		
	Retained earnings at the beginning of the financial year	904,924.71	809,116.08
	Net profit attributable to the association	44,188.25	95,808.63
	Retained earnings at the end of the financial year	949,112.96	904,924.71
11	**Events After the Reporting Period**		
	A $420,000.00 donation has been received by the Association on the 7th July 2017, which has been applied towards the purchase of a residential property at 13 Billabong Street, Yalyalup 6280.		
	Donation	(420,000.00)	-



LAMP INCORPORATED
81 359 568 293

STATEMENT BY MEMBERS OF THE COMMITTEE

The committee has determined that the association is not a reporting entity and that this special purpose financial report should be prepared in accordance with the accounting policies outlined in Note 2 to the financial statements.

In the opinion of the committee the financial report as set out on pages 1 to 13:

1. Presents a true and fair view of the financial position of Lamp Incorporated as at 30 June 2017 and its performance for the year ended on that date.
2. At the date of this statement, there are reasonable grounds to believe that Lamp Incorporated will be able to pay its debts as and when they fall due.

This statement is made in accordance with a resolution of the Committee and is signed for and on behalf of the Committee by:

President: _____

Treasurer: _____

Dated this day of



INDEPENDENT AUDITOR'S REPORT
TO THE MEMBERS OF LAMP INCORPORATED
81 359 568 293

Report on the Financial Report

I have audited the accompanying financial report, being a special purpose financial report, of Lamp Incorporated (the association), which comprises the balance sheet as at 30 June 2017, and the income and expenditure statement for the year then ended, notes comprising a summary of significant accounting policies and other explanatory information, and the statement by members of the committee.

Committee's Responsibility for the Financial Report

The committee of the association is responsible for the preparation of the financial report that gives a true and fair view in accordance with Australian Accounting Standards (including the Australian Accounting Interpretations) and the Associations Incorporation Act 2015 and for such internal control as the committee determines is necessary to enable the preparation of the financial report that gives a true and fair view and is free from material misstatement, whether due to fraud or error.

Auditor's Responsibility

My responsibility is to express an opinion on the financial report based on my audit. I conducted my audit in accordance with Australian Auditing Standards. Those standards require that I comply with relevant ethical requirements relating to audit engagements and plan and perform the audit to obtain reasonable assurance about whether the financial report is free from material misstatement.

An audit involves performing procedures to obtain audit evidence about the amounts and disclosures in the financial report. The procedures selected depend on the auditor's judgment, including the assessment of the risks of material misstatement of the financial report, whether due to fraud or error. In making those risk assessments, the auditor considers internal control relevant to the entity's preparation of the financial report that gives a true and fair view in order to design audit procedures that are appropriate in the circumstances, but not for the purpose of expressing an opinion on the effectiveness of the entity's internal control. An audit also includes evaluating the appropriateness of accounting policies used and the reasonableness of accounting estimates made by the committee, as well as evaluating the overall presentation of the financial report.

I believe that the audit evidence I have obtained is sufficient and appropriate to provide a basis for my audit opinion.

HARVEY & PARTNERS CERTIFIED PRACTISING ACCOUNTANTS BUSSELTON W.A.

INDEPENDENT AUDITOR'S REPORT
TO THE MEMBERS OF LAMP INCORPORATED
81 359 568 293

Basis for Qualified Opinion

Verification of Cash Receipts
It is not practicable for Lamp Incorporated to maintain an effective system of internal controls over cash receipts until their initial entry in the accounting records. Accordingly, our audit in relation to cash receipts income was limited to amounts recorded within the financial records.

Cash on Hand
We have been unable to confirm the petty cash and floats balance on hand at 30th June 2017 of $3,516.51 and , as such, we do not provide an opinion on this balance.

Auditor's Opinion

In my opinion, subject to the qualifications above:

The financial report of Lamp Incorporated is in accordance with the Associations Incorporation Act 2015 including:

(i) giving a true and fair view of the Association's financial position as at 30 June 2017 and of their performance and cash flows for the year ended on that date; and

(ii) complying with the Australian Accounting Standards.

The financial report also complies with International Financial Reporting Standards as disclosed in Note 1.

Name of Firm: Harvey & Partners
Certified Practising Accountants

Name of Principal: M Royer
Marilyn Royer CPA MIPA AFA

Address: 7 Harris Road, Busselton WA 6280

Dated this 4 **day of** October , 2017

LAMP INCORPORATED
81 359 568 293

CERTIFICATE BY MEMBERS OF THE COMMITTEE

I, of , certify that:

(a) I attended the annual general meeting of the association held on .

(b) The financial statements for the year ended 30 June 2017 were submitted to the members of the association at its annual general meeting.

Dated this day of

Committee Member: _____

LAMP INCORPORATED

Taxation Depreciation Report - Detailed

Period 1/07/2016 to 30/06/2017

Asset Code	Description	Private Use %	Acq. (Disp) Date	Original Cost	Opening W.D.V.	Additions (Disposals)	Profit (Loss) on Sale		Depn Method	Depreciation	Closing W.D.V.
742	**Plant & Equipment - Busselton**										
P43	ACER SERVER, ACCESSORIES & SOFTWARE		23/06/2008	17,409	2,904	-	-	20.00	D	581	2,323
P44	HP COLOUR LASERJET PRINTER		23/06/2008	1,117	187	-	-	20.00	D	37	150
P45	PAC SOFTWARE		27/02/2009	18,000	434	-	-	40.00	D	174	260
P46	ATHENA SOFTWARE		11/03/2015	23,400	15,739	-	-	25.00	P	5,850	9,889
P47	VARIOUS TOOLS D2D		15/12/2015	3,602	-	-	-	100.00	W	-	-
P48	COMPUTER MHC		17/08/2016	905	-	905	-	37.50	D	296	609
				64,434	19,264	905	0			6,938	13,232
744	**Motor Vehicles**										
M02	FORD TRANSIT VJ LWB BUS MHC		15/11/2004	37,717	605	-	-	30.00	D	181	424
M10	2012 TOYOTA HIACE COMMUTER VAN LAMP		21/06/2012	57,697	25,000	-	-	18.75	D	4,687	20,313
M12	VISCOUNT CARAVAN FOL		04/01/2013	4,545	2,213	-	-	18.75	D	415	1,798
MV13	2014 HYUNDAI i30 ACTIVE 5D HARCH 1EHI764 MHC		16/01/2014	22,407	13,522	-	(840)	18.75	D	882	-
			(04/11/2016)			(11,800)					
MV15	2015 HYUNDAI i30 HATCH BSN999P HSW		13/05/2015	19,620	14,208	-	-	25.00	D	3,552	10,656
MV16	2015 HYUNDAI i30 5D HATCH BSN989P MHC		01/07/2015	19,620	14,702	-	-	25.00	D	3,676	11,026
				161,606	70,250	(11,800)	(840)			13,393	44,217
Less Disposals				22,407							
				139,199							
754	**Leasehold Improvements**										
LI01	WORKSHOP WIRING D2D		22/12/2015	1,818	1,722	-	-	10.00	P	182	1,540
LI02	OP SHOP FIT-OUT		10/02/2016	12,112	11,641	-	-	10.00	P	1,211	10,430
				13,931	13,364	0	0			1,393	11,971
TOTAL				217,563	102,878	(10,895)	(840)		21,724	21,724	69,419

Notes:

1. Assets allocated to taxation pools are not included in this report.
2. Where a taxation pool is set up refer to the relevant pool schedule report for details of decline in value for the pool.
3. For disposed assets that have non-taxable use refer to Capital Gains Schedule report for any gain or loss resulting from a CGT K7 event.
4. The Opening W.D.V. includes second element of cost (additional expense) incurred in the current year. Hence, this amount may vary from the Closing W.D.V. from the previous year.
5. The Original Cost for Motor Vehicle assets shows an amount as adjusted by the cost limit.



Lamp Inc.
CONSTITUTION and RULES

1 Name of the Association

The name of the Association is Lamp (Incorporated).

2 Definitions

In these rules, unless the contrary intention appears:

"Association" means Lamp (Incorporated)
"consumer" means a person with a mental illness
"committee" means the Committee of Management
"the Act" means the *Associations Incorporation Act 1987*

3 Objects of the Association

The benevolent objectives for which the Association is established are:

3.1 To promote and maintain the social wellbeing, dignity and autonomy of people with a mental illness, their families, carers and significant others residing in the South West Region of Western Australia.

3.2 To provide individualised support services, encompassing life-skills and lifestyle choice with an aim to improve the quality of life for consumers, their families, carers and significant others.

3.2 To contribute to an increased understanding and acceptance of mental illness by providing education and information to the broader community.

3.3 The property and income of the Association shall be applied solely towards the promotion of the objects of the Association and no part of that property or income may be paid or otherwise distributed, directly or indirectly, to members, except in good faith in the promotion of those objects.

4 Powers of the Association

4.1 To raise funds by both public and private subscription to further the objects of the Association.

4.2 To enter into arrangements with both government and non-government Associations with similar objects to further the objects of Lamp (Inc).

4.3 To appoint such personnel as required achieving the objects of the Association.

4.4 To do all such other lawful things which may be deemed conducive to the attainment of the objects of the Association.

5 Membership

5.1 Membership of the Association shall include the following categories:

a) Ordinary Membership
Any person willing to further the objects of the Association.

b) Associational Membership
Any corporation, body or Association having objects similar to those of Lamp (Inc).

c) Life Membership
The Committee may choose at their discretion to award life membership to an individual member who they deem worthy, such member would no longer be required to pay a membership fee.

5.2 A person who wishes to become a member of the Association must:

a) Make application for membership in writing in such form as prescribed by the Committee of Management.

b) Pay a membership fee as prescribed by the committee.

5.3 Application for admission to membership by any corporation, body, Association or institution will be considered by the Committee of Management. The decision of the committee shall be made known to the applicant body by way of notice in writing.

5.4 A register of membership shall be kept by Lamp (Inc.).

5.5 A member of the Association shall cease to be a member if:

a) The member resigns in writing to the Association.
b) The member fails to comply with any of the provisions of this Constitution.
c) The member conducts himself or herself in a manner considered to be injurious or prejudicial to the character and interests of the Association.

6 Subscription

The committee may from time to time at their meeting determine the amount of subscription to be paid by members. Each member must pay his or her subscription annually to the Treasurer before the Annual General Meeting.

7 Committee of Management

7.1 The affairs of the Association shall be managed by a Committee of Management comprising of a Chairperson, a Vice-Chairperson, Secretary, Treasurer and community representatives, all of who must be members of the Association.

7.2 The committee shall at no time consist of more than ten members nor fewer than six and a quorum of the committee shall be fifty percent of the committee members at that time.

7.3 A question arising at a meeting of the Association must be decided by a majority of votes, but, if there is no majority (tied vote), the person presiding at the meeting will have a casting vote in addition to their deliberative vote.

7.4 The committee may appoint additional members to fill vacant positions. Appointed members shall take office until the Annual General Meeting next following their appointment.

7.5 The committee may co-opt persons considered to have particular qualifications required from time to time to undertake specific tasks on behalf of the Association.

7.6 A member of the Committee shall no longer hold office if:

a) They resign in writing from the Committee of Management of the Association.
b) They resign, are suspended or expelled as a member of the Association.
c) A majority of the Committee of Management vote to expel a person from the Committee.

7.7 A member may be expelled from the Committee of Management if the committee considers that the member's conduct is detrimental to the interests of the Association or the member is not performing their duties of office fully.

7.8 To expel a member the Committee must give the person at least seven days notice in writing of the Committee meeting at which the expulsion will be discussed. The notice must state why the member is being considered for expulsion. The member is entitled to attend this meeting to address the Committee; however, they can be required to leave the meeting while the committee deliberates the expulsion.

7.9 The Committee must advise the member in writing of their decision, and the expulsion of a member takes effect immediately they receive notice of the expulsion.

7.10 A casual vacancy occurs in the office of a Committee Member and that office becomes vacant if the Committee Member:

a) dies;
b) resigns by notice in writing delivered to the Chairperson or, if the Committee member is the Chairperson, to the Vice-Chairperson and that resignation is accepted by resolutions of the Committee;
c) is convicted of an offence under the Act;

d) is permanently incapacitated by mental or physical ill-health;
e) is absent for more than:
   i. 3 consecutive Committee meetings; or
   ii. 3 Committee meetings in the same financial year without tendering an apology to the office or the person presiding at those meetings.
f) ceases to be a member of the Association; or
g) is the subject of a resolution passed by a general meeting of members terminating his or her appointment as a Committee member.

7.11 Committee members must be elected to membership of the Committee at an Annual General Meeting or appointed under sub-rule 7.3.

7.12 A Committee member's term will be from his or her election at an Annual General Meeting until the election at the next Annual General Meeting after his or her election at which time all positions become vacant.

a) The member is eligible for re-election to membership of the Committee.
b) No member shall be re-elected to the same executive position for more than three consecutive years.

7.13 Except for nominations under sub-rule 7.3, a person is not eligible for election to membership of the Committee unless a member has nominated him or her for election by delivering notice in writing of that nomination, signed by:

a) the nominator; and
b) the nominee to signify his or her willingness to stand for election, to the Secretary prior to the commencement of the Annual General Meeting.

7.14 If the number of persons nominated in accordance with sub-rule 7.12 for election to membership of the Committee does not exceed the number of vacancies in that membership to be filled-
a) the Secretary must report accordingly to; and
b) the Chairperson must declare those persons to be duly elected as members of the Committee at the Annual General Meeting concerned.

7.15 If vacancies remain on the Committee after the declaration under sub-rule 7.14, additional nominations of Committee members may be accepted from the floor of the Annual General Meeting. If such nominations from the floor do not exceed the number of vacancies the Chairperson must declare those persons to be duly elected as members of the Committee. Where the number of nominations from the floor exceeds the vacancies on the Committee, elections for those positions must be conducted.

7.16 If a vacancy remains on the Committee after the application of sub-rule 7.15, or when a casual vacancy occurs within the meaning of sub-rule 7.9occurs in the membership of the Committee:

a) the Committee may appoint a member to fill that vacancy; and
b) a member appointed under this sub-rule will-
   i. hold office until the election referred to in sub-rule 7.10; and
   ii. be eligible for election to membership of the Committee, at the next following Annual General Meeting.

7.17 The Committee may delegate, in writing, to one or more sub-committees (consisting of such member or members of the Association as the Committee thinks fit) the exercise of such functions of the Committee as are specified in the delegation other than-
a) the power of delegation; and
b) a function, which is duly imposed on the Committee by the Act or any other law.

7.18 Any delegation under sub-rule 7.17 may be subject to such conditions and limitations as to the exercise of that function or as to time and circumstances as are specified in the written delegation and the Committee may continue to exercise any function delegated.

7.19 The Committee may, in writing, revoke wholly or in part any delegation under sub-rule 7.17.

8 **Meetings of the Association**

8.1 The Committee shall convene General Meetings of the Association at any time for the purpose of sharing information with and gaining information from the membership.

8.2 At least fourteen days notice of a General Meeting shall be given to members in writing.

8.3 For the purpose of any General Meeting a quorum consists of ten percent of the membership of the Association.

8.4 If within half an hour from the time appointed for a General Meeting a quorum is not present, the meeting shall unless convened by order of the committee be dissolved.

8.5 The Chairperson or in their absence the Vice Chairperson shall preside at every General Meeting. If within ten minutes of the appointed time for the meeting, none of the aforementioned are present, the meeting shall elect its own Chair.

8.6 A Special General Meeting of members may be called by a request from not less than twenty five percent of the membership. The request must be in writing to the Secretary of the Association stating the purpose of the meeting and be signed by those calling the meeting. The meeting must be held within twenty-eight days of receiving the request.

8.7 The Committee of Management may call a Special General Meeting by notifying the membership of the purpose of the meeting in writing no less than twenty-eight days prior to the meeting.

8.8 The Annual General Meeting shall be held in every calendar year within four months of the end of the Associations financial year. The Chairperson must ensure that a Returning Officer is appointed prior to the Annual General Meeting.

8.9 Any member may propose a resolution by submitting details in writing to the Secretary no less than thirty-one days prior to the next Annual General Meeting. Notice of such a resolution shall be given to all members at the time of notice of the Annual General Meeting and no less than twenty eight days prior to the meeting.

8.10 The Secretary must cause proper minutes of all proceedings of all General Meetings and Committee meetings to be taken and then to be entered within thirty days after the holding of each General Meeting or Committee Meeting, as the case requires, in a minute book kept for that purpose.

8.11 The Chairperson must ensure that the minutes taken of a General Meeting or Committee Meeting under sub-rule 8.10 are checked and signed as correct by the Chairperson of the General Meeting or Committee Meeting to which those minutes relate or by the Chairperson of the next succeeding General Meeting or Committee Meeting, as the case requires.

8.12 When minutes have been entered and signed as correct under this rule, they are, until the contrary is proved, evidence that-

a) the General Meeting or Committee Meeting to which they relate (in this sub-rule called "the meeting") was duly convened and held;
b) all proceedings recorded as having taken place at the meeting did in fact take place at the meeting; and
c) all appointments or elections purporting to have been made at the meeting have been validly made.

8.13 Subject to these rules, each member present in person or by proxy at a General Meeting is entitled to a deliberative vote.

8.14 A member which is a body corporate may appoint in writing a person, whether or not the person is a member, to represent it at a particular General Meeting or at all General Meetings.

8.15 An appointment made under sub-rule 8.14 must be made by a resolution of the board or other governing body of the body corporate concerned –

i. which resolution is authenticated under the common seal of that body corporate; and
ii. a copy of which resolution is lodged with the Secretary.

8.16 A person appointed under sub-rule 8.14 to represent a member which is a body corporate is deemed for all purposes to be a member until that appointment is revoked by the body corporate or, in the case of an appointment in respect of a particular General Meeting, which appointment is not so revoked, the conclusion of that General Meeting.

8.17 A member (in this rule called "the appointing member) may appoint in writing another member to be proxy of the appointing member and to attend, and vote on behalf of the appointing member at, any General Meeting.

9 Rules of Association

9.1 The Association may alter or rescind these rules, or make rules additional to these rules, in accordance with the procedure set out in sections 17, 18 and 19 of the Act, which is as follows-

a) Subject to sub-rule (d) and (e), the Association may alter its rules by special resolution but not otherwise;
b) Within one month of the passing of a special resolution altering its rules, or such further time as the Commissioner may in a particular case allow (on written application by the Association), the Association must lodge with the Commissioner notice of the special resolution setting out particulars of the alteration together with a certificate given by a member of the Committee certifying that the resolution was duly passed as a special resolution and that the rules of the Association as so altered conform to the requirements of this Act;
c) An alteration of the rules of the Association does not take effect until sub-rule (b) is complied with;
d) An alteration of the rules of the Association having effect to change the name of the Association does not take effect until sub-rules (a) to (c) are complied with and the approval of the Commissioner is given to the change of name;
e) An alteration of the rules of the Association having effect to alter the objects or purposes of the Association does not take effect until sub-rules (a) to (c) are complied with and the approval of the Commissioner is given to the alteration of the objects or purposes.

9.2 These rules bind every member and the Association to the same extent as if every member and the Association had signed and sealed these rules and agreed to be bound by all of their provisions.

10 Common Seal of Association

10.1 The Association must have a common seal on which its corporate name appears in legible characters.

10.2 The common seal of the Association must not be used without express authority of the Committee and every use of that common seal must be recorded in the minute book.

10.3 The affixing of the common seal of the Association must be witnessed by any two of the Chairperson, the Secretary and the Treasurer.

10.4 The common seal of the Association must be kept in the custody of the Secretary or of such other person as the Committee from time to time decides.

11 **Pecuniary Interest**

Where a member of the Association or a member of the Committee has a pecuniary interest in a matter which is before a General Meeting or a Committee Meeting for discussion that member shall not take part in the discussion or vote on the matter unless the Chairperson of the meeting is satisfied that the interest is so trivial as to be unlikely to affect the member's judgement in the matter.

12 **Finance**

12.1 The Association's financial year shall be from 1st July to the 30th June in the following year and once at least in every year the Association shall cause its accounts to be audited by a person or persons appointed by the members at the Annual General Meeting.

12.2 The Committee shall keep proper accounts of all assets and liabilities and all income and expenditure of the Association for each financial year and shall have such accounts audited and shall submit the same to the Annual General Meeting.

12.3 Funds shall be deposited to the credit of the Association at such bank or building society as may be approved by the Committee.

12.4 All such accounts shall be operated by, and require the signature of two persons, with at least one member of the Committee being represented.

12.5 At least two office bearers of the Management Committee shall be signatories to the bank accounts of the Association.

13 Custody of Documentation and Securities

The Secretary and Treasurer of the Committee shall have custody of the records, documents and securities of the Association and shall have the same available for inspection by any member of the Association on reasonable notice and at all reasonable times.

14 Dissolution

If upon winding up or dissolution of the Association there remains after satisfaction of all its debts and liabilities any property whatsoever, the same must not be paid to or distributed among the members, or former members. The surplus property must be given or transferred to another Association incorporated under the Act which has similar objects and which is not carried out for the purpose of profit or gain to its individual members, and which Association shall be determined by resolution of the members.

6.3 APPLICATION FOR RATE EXEMPTION - ACCESS HOUSING AUSTRALIA LTD

SUBJECT INDEX: Exemptions and Appeals (Rates)
STRATEGIC OBJECTIVE: Governance systems, process and practices are responsible, ethical and transparent.
BUSINESS UNIT: Rates
ACTIVITY UNIT: Rates
REPORTING OFFICER: Rates Coordinator - David Nicholson
AUTHORISING OFFICER: Director Finance and Corporate Services - Tony Nottle
VOTING REQUIREMENT: Simple Majority
ATTACHMENTS:
Attachment A Rate Exemption Application - Owned Properties⇩
Attachment B Rate Exemption Application - Leased Properties⇩
Attachment C Rate Exemption Statutory Declaration - Owned Properties⇩
Attachment D Rate Exemption Statutory Declaration - Leased Properties⇩
Attachment E Rate Exemption Application Covering Letter⇩
Attachment F Rate Exemption Supporting Documentation⇩

PRÉCIS

Applications have been received from Access Housing Australia Ltd (AHA) for rate exemptions on residential properties they own and lease from the WA Housing Authority (WAHA). On the basis of the applications and known rate exemption eligibility legal opinions, this report recommends that the request for exemptions be granted.

BACKGROUND

AHA is a not for profit Community Housing Organisation (CHO), a registered charity and public benevolent institution. It is one of WA's largest non-government social housing tenancy / property managers, with more than 1,800 properties across the Perth metropolitan area, Peel and South West regions under management. Its tenants include seniors, people living with a disability or mental health illness, families and singles.

As a not-for-profit organisation, AHA reinvests any profits made through its core business into servicing its property portfolio, developing and purchasing additional affordable homes and funding programs to support tenants to access education, training and employment options which assist with increasing financial resilience and break welfare dependency. This approach allows the organisation to facilitate pathways into and out of the social housing system for current and prospective tenants, while also providing a high quality, customer focused service.

The applications for rate exemptions are for residential properties that AHA own and lease from the WAHA as per the following schedule. These properties are leased from the WAHA, managed by the organisation and are rated via four assessments.

SCHEDULE OF WAHA LEASED PROPERTIES

Number	Street	Suburb	Program*	Control	Rent F/night
66	College Avenue	West Busselton	CDHP	Managed Lease	$360.16
2/3	Elliott Street	Busselton	CDHP	Managed Lease	$335.28
12	Melville Court	Busselton	CDHP	Managed Lease	$515.56
*6A	Whitton Street	West Busselton	CDHP	Managed Lease	$451.81
*6B	Whitton Street	West Busselton	CDHP	Managed Lease	$334.28

** Rated as 2-6 Whitton Street, West Busselton*

Community Disability Housing Program (CDHP) Details

- *Disability independent living units*
- *Transitional housing and support program managed by the Drug and Alcohol Program*
- *Housing for people with mental health support needs through the Independent Living Program (ILP), Independent Supported Accommodation (ISA) or Mental Health Housing Strategy*

SCHEDULE OF AHA OWNED PROPERTIES

Number	Street	Suburb	Program*	Control	Rent F/night
*1/85	Dorset Street	West Busselton	CH	Self	$334.28
*2/85	Dorset Street	West Busselton	CH	Self	$337.66
*3/85	Dorset Street	West Busselton	CH	Self	$351.32
*4/85	Dorset Street	West Busselton	CH	Self	$338.30
*5/85	Dorset Street	West Busselton	CH	Self	$330.08
*6/85	Dorset Street	West Busselton	CH	Self	$334.60
*7/85	Dorset Street	West Busselton	CH	Self	$335.76
*8/85	Dorset Street	West Busselton	CH	Self	$361.83
*9/85	Dorset Street	West Busselton	CH	Self	$351.33
*10/85	Dorset Street	West Busselton	CH	Self	$334.28
*11/85	Dorset Street	West Busselton	CH	Self	$334.28
*12/85	Dorset Street	West Busselton	CH	Self	$330.08
2/76	Kent Street	Busselton	CH	Self	$334.28
3/76	Kent Street	Busselton	CH	Self	$399.04

** Rated as 85 Dorset Street, West Busselton*

Community Housing Program (CH) Details

- *Subsidised rental housing for Eligible Person on very low, to low, to moderate income*

AHA lease these properties to tenants deemed eligible by the WAHA and sourced from their Joint Wait List. Lease payments are calculated based on 25% to 30% of the primary tenant's eligible assessable income to a maximum of 74.9% of market rental values.

Documentation provided as part of the applications includes:

- Applications for Rate Exemptions Including Property Use Statutory Declarations.
- Rate Exemption Application Covering Letter
- Supporting Document - Organisation Certificate of Registration and Constitution, Australian Tax Office Notice of Endorsement for Charity Tax Concessions and Financial Report Year Ending 30 June 2017 and 30 June 2016

Due to privacy issues copies of the lease agreements between AHA and tenants were not able to be provided. The rental amount derived is included within the schedule of properties table above.

STATUTORY ENVIRONMENT

Section 6.26 of the *Local Government Act 1995* (the Act) provides broad definitions for rateable and non-rateable land. Moreover, Section 6.26 (2) (g) states that land is not rateable if it is "used exclusively for charitable purposes".

RELEVANT PLANS AND POLICIES

There are no plans or policies relevant to this matter.

FINANCIAL IMPLICATIONS

Rates levied on the properties totalled $25,251 for the 2018/19 financial year. Applications for rate exemptions were lodged in July 2018. As such, rate exemptions if granted should be effective 1st July 2018, resulting in a $25,251 reduction to the 2018/2019 rating income and similar amounts for each of the following financial periods.

LONG-TERM FINANCIAL PLAN IMPLICATIONS

There will be no significant implication to the City's long term financial plan as the rate exemption amounts are not considered large when compared to the overall annual and interim rating income.

While a broader local government issue, there is a concern that a large number of organisations claiming charitable status could result in a long term effect on the City's rate base into the future. This matter was raised at the recent South West WALGA Zone (SWZ) meeting in Capel on the 23 November 2018. The SWZ has since advocated for clarity and consideration of the impacts of rates exempt properties within the current Local Government Act Review (Phase 2).

STRATEGIC COMMUNITY OBJECTIVES

This matter principally aligns with Key Goal Area 6 of the Strategic Community Plan 2017 and more specifically Community Objective 6.1 - 'Governance systems, process and practices are responsible, ethical and transparent'.

RISK ASSESSMENT

There are no risks identified of a medium or greater level associated with the Officers recommendation. Having said that, if Council choses to not approve the applications for rate exemption then staffing and/or legal costs may be incurred if the applicant refers the matter to the State Administrative Tribunal for review of the decision.

CONSULTATION

No consultation was considered necessary in relation to this matter.

OFFICER COMMENT

In accordance with Section 6.26 (2) (g) of the Act land is not rateable if it is used exclusively for charitable purposes. Rate exemption applications need only be considered in two parts – being firstly is the use itself "charitable" and secondly if the use is considered to be charitable, then is the property being used "exclusively" for such use.

In considering the first part, that is, 'are the operations of AHA considered to be a charitable use'; legal opinions have been consistent in defining a charitable purpose as land used for:

1. The relief of poverty;
2. The advancement of education;
3. The advancement of religion; and
4. Other purposes beneficial to the community."

The leased properties are being used by AHA for their Community Disability Housing Program (CDHP) and so they are considered to meet the "other purposes beneficial to the community" charitable definition.

In considering the second part, that is, 'is the property being exclusively used for a charitable purpose'; this criteria is being met due to the properties, while leased from WAHA, being used for providing accommodation for people with disabilities, drug and alcohol issues and mental illness.

There has been no physical inspection of the properties due to their residential purpose and that the tenant would need to be interviewed to determine if they meet the CDHP program. Also it is known that other Councils have obtained legal opinions concluding that services provided by AHA and other CHO's are considered to be a charitable in nature and therefore eligible for rate exemptions. An in house survey of other Councils within WA reveal that the majority are permitting a rate exemption to AHA.

In terms of the current usage of the properties there are no known planning, health or building compliance issues.

If rate exemptions are approved then the applicant will be instructed to confirm by the 30th April annually that the properties continues to be used for the purposes stated in the applications. If a change has occurred and the new use is not eligible for rate exemption then the property will become rateable.

CONCLUSION

It is considered, based on the applications and associated documentation provided by AHA, legal opinions obtained by other Councils, that the properties listed in the "Schedules" are eligible for rate exemption due to their use being exclusive for charitable purposes.

OPTIONS

Council may decline the rate exemption applications on the basis that it considers that the properties leased and/or owned by Access Housing Australia Ltd are not providing a charitable service to the community or that the properties are not being used exclusive use of the property.

Should the applications be declined for either of the above reasons then AHA will have the option to refer the matter to the State Administrative Tribunal for a review of the decision. Such referral will see Council needing to defend its decision and thereby incurring staffing and/or legal costs.

TIMELINE FOR IMPLEMENTATION OF OFFICER RECOMMENDATION

The proposed effective date for rate exemptions if approved would be the 1st July 2018 due to the applications being lodged in July 2018, prior to the issuance of the 2018/2019 annual rate notice.

OFFICER RECOMMENDATION

That the Council:

1. approve Access Housing Australia Ltd rate exemption applications under section 6.26 (2)(g) of the *Local Government Act 1995*, "land used exclusively for charitable purposes", for properties at:
   a) 66 College Avenue West Busselton;
   b) 2/3 Elliot Street Busselton;
   c) 12 Melville Court Busselton;
   d) 2-6 Whitton Street West Busselton;
   e) 85 Dorset Street West Busselton;
   f) 2/176 Kent Street Busselton; and
   g) 3/176 Kent Street Busselton.

   effective from the 1st July 2018.

2. Agree that this rate exemption is to continue whilst Access Housing Australia Ltd continues to lease and/or own these properties and confirms in writing by the 30th April annually of lease continuation and that the properties continue to be used for the purposes stated in the applications.

APPLICATION FOR RATES EXEMPTION

Local Government Act 1995 – Section 6.26

Privacy

The personal information collected on this form will only be used by the **City of Busselton** for the sole purpose of providing requested and related services. Information will be stored securely by us will not be disclosed to any third parties without your express written consent.

CITY OF BUSSELTON
LOCKED BAG 1
BUSSELTON WA 6280

ABN 87 285 608 991

Phone: 08 9781 0444
Fax: 08 9752 4958
Email : city@busselton.wa.gov.au
Website : www.busselton.wa.gov.au

This application form is to be used by organisations seeking exemption from rates, pursuant to the provisions of Section 6.26 of the Local Government Act 1995. The application for exemption will be checked based on the information you have provided, and you will be advised of the outcome in due course. Please attach any additional documents requested, as failure to do so may result in the application being refused.

Please note that where exemption from rates is approved, the property will still be subject to the Emergency Services Levy and any other service fees or charges, if applicable, such as rubbish collection charges. All properties which are granted exemption from rates are subject to periodic reviews to ensure continued approval.

Instructions: Please print clearly in the spaces provided.

1. PROPERTY ADDRESS DETAILS

Street address	**Refer attached: Schedule of Properties – Access Housing Owned**
Suburb	
Rates Assessment Number (if known)	

2. WHAT IS THE CURRENT USE OF THE PROPERTY? Please provide full details:

Community Housing for subsidised accommodation for the relief of poverty or distress for people in need

3. PROPERTY OWNER DETAILS

Organisation:	Access Housing Australia Ltd		
Property Owner: if different to above	As above		
Postal Address:	PO Box 105 Burswood WA 6100		
Telephone:	9430 0913	**Postcode:**	6100
Mobile:	0419 38 054	**Facsimile:**	
E-mail:	duane.moroney@accesshousing.org.au		

4. APPLICANT DETAILS

Contact Person:	Duane Moroney		
Position Title:	General Manager Property Assets		
Postal Address:	PO Box 105 Burswood		
Telephone:	9430 0913	**Postcode:**	6100
Mobile:	0419 382 054	**Facsimile:**	
E-mail:	duane.moroney@accesshousing.org.au		

5. ORGANISATION INFORMATION

Is/does the organisation:

An incorporated body as per the Associations Incorporations Act 1987 (WA)? *If yes, provide a Certificate of Incorporation*	Yes [x]	No [ ]
Considered "not for profit"?	Yes [x]	No [ ]
Have a tax exemption from the Australian Tax Office (ATO)? *If yes, provide a certificate of tax exemption from the ATO*	Yes [ ]	No [x]
Leasing the property? *If yes, provide a copy of the lease and confirm if the lessee is responsible for payment of the rates*	Yes [x]	No [ ]
Have planning approval for the land use of the property? *A site inspection may be required before the application is processed*	Yes [/]	No [/]

6. DOCUMENTATION REQUIREMENTS

Please provide a copy of (in addition to those specified in Section 4):

☒ Organisation's Constitution

☒ Written statement outlining the nature of the Organisation's operations.

It should include the following details:

- Use and occupancy of the property
- Type of service provided (e.g. food, accommodation etc)
- Frequency of service provision (e.g. full-time, daily, weekly etc)
- Whether payment is received for the service

☐ A plan of the property, showing all buildings and outbuildings

OR

☐ A floor plan of the leased property area, if only part of the property is the subject of this application

☒ A Copy of the current years audited financial statements for the Organisation
(If this exemption applies to only a portion of land owned by this Organisation, provide the relevant statements for the land this application applies to.)

7. AUTHORISATION

By signing this application, I hereby certify that the information provided is true and correct to the best of my knowledge.

Name:	Duane Moroney		
Position:	General Manager Property Assets		
Organisation:	Access Housing Australia Ltd		
Signature: of CEO / Trustee		**Date:**	26 / 6 / 2018

Schedule of Properties - City of Busselton - Access Housing Owned									
LGA	Unit	Number	Street	Suburb	Title	Program	Control	Rent F/night	Owner
Busselton (WA)	10	85	Dorset Street	West Busselton	1156/519	CH	Self	$334.28	Access Housing
Busselton (WA)	11	85	Dorset Street	West Busselton	1156/519	CH	Self	$334.28	Access Housing
Busselton (WA)	5	85	Dorset Street	West Busselton	1156/519	CH	Self	$330.08	Access Housing
Busselton (WA)	2	85	Dorset Street	West Busselton	1156/519	CH	Self	$337.66	Access Housing
Busselton (WA)	3	85	Dorset Street	West Busselton	1156/519	CH	Self	$351.32	Access Housing
Busselton (WA)	6	85	Dorset Street	West Busselton	1156/519	CH	Self	$334.60	Access Housing
Busselton (WA)	7	85	Dorset Street	West Busselton	1156/519	CH	Self	$335.76	Access Housing
Busselton (WA)	9	85	Dorset Street	West Busselton	1156/519	CH	Self	$351.33	Access Housing
Busselton (WA)	1	85	Dorset Street	West Busselton	1156/519	CH	Self	$351.33	Access Housing
Busselton (WA)	4	85	Dorset Street	West Busselton	1156/519	CH	Self	$338.30	Access Housing
Busselton (WA)	8	85	Dorset Street	West Busselton	1156/519	CH	Self	$361.83	Access Housing
Busselton (WA)	12	85	Dorset Street	West Busselton	1156/519	CH	Self	$330.08	Access Housing
Busselton (WA)	3	176	Kent Street	Busselton	2903/591	CH	Self	$399.04	Access Housing
Busselton (WA)	2	176	Kent Street	Busselton	2903/590	CH	Self	$334.28	Access Housing

14

Program	
Community Housing (CH)	Subsidised rental housing for Eligible Persons on very low, to low to moderate incomes
Community Disability Housing Program (CDHP)	Disability Independent Living Units
	Transitional Housing and Support Program managed by the Drug and Alcohol Office
	Housing for people with mental health support needs through the Independent Living Program (ILP), Independent Supported Accommodation (ISA) or Mental Health Housing Strategy
Crisis Accommodation Program (CAP)	Short to medium term crisis accommodation for people who are homeless or at risk of homelessness

APPLICATION FOR RATES EXEMPTION

Local Government Act 1995 – Section 6.26

Privacy

The personal information collected on this form will only be used by the **City of Busselton** for the sole purpose of providing requested and related services. Information will be stored securely by us will not be disclosed to any third parties without your express written consent.

CITY OF BUSSELTON
LOCKED BAG 1
BUSSELTON WA 6280

ABN 87 285 608 991

Phone: 08 9781 0444
Fax: 08 9752 4958
Email : city@busselton.wa.gov.au
Website : www.busselton.wa.gov.au

This application form is to be used by organisations seeking exemption from rates, pursuant to the provisions of Section 6.26 of the Local Government Act 1995. The application for exemption will be checked based on the information you have provided, and you will be advised of the outcome in due course. Please attach any additional documents requested, as failure to do so may result in the application being refused.

Please note that where exemption from rates is approved, the property will still be subject to the Emergency Services Levy and any other service fees or charges, if applicable, such as rubbish collection charges. All properties which are granted exemption from rates are subject to periodic reviews to ensure continued approval.

Instructions: Please print clearly in the spaces provided.

1. PROPERTY ADDRESS DETAILS

Street address	**Refer attached: Schedule of Properties – Leased from Housing Authority**
Suburb	
Rates Assessment Number (if known)	

2. WHAT IS THE CURRENT USE OF THE PROPERTY? Please provide full details:

Community Housing for subsidised accommodation for the relief of poverty or distress for people in need

3. PROPERTY OWNER DETAILS

Organisation:	Access Housing Australia Ltd		
Property Owner: if different to above	Housing Authority		
Postal Address:	C/- Access Housing - PO Box 105 Burswood WA 6100		
Telephone:	9430 0913	**Postcode:**	6100
Mobile:	0419 38 054	**Facsimile:**	
E-mail:	duane.moroney@accesshousing.org.au		

4. APPLICANT DETAILS

Contact Person:	Duane Moroney		
Position Title:	General Manager Property Assets		
Postal Address:	PO Box 105 Burswood		
Telephone:	9430 0913	**Postcode:**	6100
Mobile:	0419 382 054	**Facsimile:**	
E-mail:	duane.moroney@accesshousing.org.au		

5. ORGANISATION INFORMATION

Is/does the organisation:		
An incorporated body as per the Associations Incorporations Act 1987 (WA)? *If yes, provide a Certificate of Incorporation*	Yes [x]	No [ ]
Considered "not for profit"?	Yes [x]	No [ ]
Have a tax exemption from the Australian Tax Office (ATO)? *If yes, provide a certificate of tax exemption from the ATO*	Yes [ ]	No [x]
Leasing the property? *If yes, provide a copy of the lease and confirm if the lessee is responsible for payment of the rates*	Yes [x]	No [ ]
Have planning approval for the land use of the property? *A site inspection may be required before the application is processed*	Yes [/]	No [/]

6. DOCUMENTATION REQUIREMENTS

Please provide a copy of (in addition to those specified in Section 4):

☒ Organisation's Constitution

☒ Written statement outlining the nature of the Organisation's operations.

It should include the following details:

- Use and occupancy of the property
- Type of service provided (e.g. food, accommodation etc)
- Frequency of service provision (e.g. full-time, daily, weekly etc)
- Whether payment is received for the service

☐ A plan of the property, showing all buildings and outbuildings

OR

☐ A floor plan of the leased property area, if only part of the property is the subject of this application

☒ A Copy of the current years audited financial statements for the Organisation
(If this exemption applies to only a portion of land owned by this Organisation, provide the relevant statements for the land this application applies to.)

7. AUTHORISATION

By signing this application, I hereby certify that the information provided is true and correct to the best of my knowledge.

Name:	Duane Moroney		
Position:	General Manager Property Assets		
Organisation:	Access Housing Australia Ltd		
Signature: of CEO / Trustee		**Date:**	26 / 6 / 2018

Schedule of Properties - City of Busselton - Leased from Housing Authority									
LGA	Unit	Number	Street	Suburb	Title	Program	Control	Rent F/night	Owner
Busselton (WA)		66	College Avenue	West Busselton	2089/108	CDHP	Managed Lease	$360.16	Housing Authority
Busselton (WA)		3	Elliott Street	Busselton	2686/642	CDHP	Managed Lease	$335.28	Housing Authority
Busselton (WA)		12	Melville Court	Busselton	1531 / 850	CDHP	Managed Lease	$515.56	Housing Authority
Busselton (WA)	A	6	Whitton Street	West Busselton	2890/196	CDHP	Managed Lease	$451.81	Housing Authority
Busselton (WA)	B	6	Whitton Street	West Busselton	1111/119	CDHP	Managed Lease	$334.28	Housing Authority
5									

Program	
Community Housing (CH)	Subsidised rental housing for Eligible Persons on very low, to low to moderate incomes
Community Disability Housing Program (CDHP)	Disability Independent Living Units
	Transitional Housing and Support Program managed by the Drug and Alcohol Office
	Housing for people with mental health support needs through the Independent Living Program (ILP), Independent Supported Accommodation (ISA) or Mental Health Housing Strategy
Crisis Accommodation Program (CAP)	Short to medium term crisis accommodation for people who are homeless or at risk of homelessness

WESTERN AUSTRALIA

OATHS, AFFIDAVITS AND STATUTORY DECLARATIONS ACT 2005

STATUTORY DECLARATION

APPLICATION FOR RATES EXEMPTION UNDER SECTION 6.26 OF THE LOCAL GOVERNMENT ACT 1995.

STATEMENT OF PROPERTY USE FOR THE YEAR ENDING 30 JUNE 20

(1) Christian name or names and surname of declarant in full	(1) **I** Duane Roy Moroney
(2) Address	(2) **of** C/- Level 7, 25 Rowe Ave Rivervale WA **In the State of Western Australia**
3) Occupation	(3) General Manager Property Assets

Sincerely declare as follows:-

The property located at	Refer attached : "Schedule of Properties - City of Busselton - Access Housing Owned"
is used by	Access Housing Australia Ltd
for the purposes of	Community Housing
Description of the activities the property is used for	Subsidised accommodation for the relief of poverty or distress for people in need
for the period << ___ to ___ >>	or from 1st July 2018 to 30th June 2021 .

The applicant agrees to advise the Local Government's Rating Services Section as soon as there is **ANY** change to the purpose/s as stated above.

This declaration is made under the *Oaths, Affidavits and Statutory Declarations Act 2005*

Declared at Mandurah

this 26th day of June 20 18

In the presence of
(Signature of authorised witness)

Mitchell Zeke Moroney Accountant IPA 215419
(Name of authorised witness and qualification as such a witness)

(4) Signature of person making the declaration

(4)

Schedule of Properties - City of Busselton - Access Housing Owned									
LGA	Unit	Number	Street	Suburb	Title	Program	Control	Rent F/night	Owner
Busselton (WA)	10	85	Dorset Street	West Busselton	1156/519	CH	Self	$334.28	Access Housing
Busselton (WA)	11	85	Dorset Street	West Busselton	1156/519	CH	Self	$334.28	Access Housing
Busselton (WA)	5	85	Dorset Street	West Busselton	1156/519	CH	Self	$330.08	Access Housing
Busselton (WA)	2	85	Dorset Street	West Busselton	1156/519	CH	Self	$337.66	Access Housing
Busselton (WA)	3	85	Dorset Street	West Busselton	1156/519	CH	Self	$351.32	Access Housing
Busselton (WA)	6	85	Dorset Street	West Busselton	1156/519	CH	Self	$334.60	Access Housing
Busselton (WA)	7	85	Dorset Street	West Busselton	1156/519	CH	Self	$335.76	Access Housing
Busselton (WA)	9	85	Dorset Street	West Busselton	1156/519	CH	Self	$351.33	Access Housing
Busselton (WA)	1	85	Dorset Street	West Busselton	1156/519	CH	Self	$351.33	Access Housing
Busselton (WA)	4	85	Dorset Street	West Busselton	1156/519	CH	Self	$338.30	Access Housing
Busselton (WA)	8	85	Dorset Street	West Busselton	1156/519	CH	Self	$361.83	Access Housing
Busselton (WA)	12	85	Dorset Street	West Busselton	1156/519	CH	Self	$330.08	Access Housing
Busselton (WA)	3	176	Kent Street	Busselton	2903/591	CH	Self	$399.04	Access Housing
Busselton (WA)	2	176	Kent Street	Busselton	2903/590	CH	Self	$334.28	Access Housing

14

Program	
Community Housing (CH)	Subsidised rental housing for Eligible Persons on very low, to low to moderate incomes
Community Disability Housing Program (CDHP)	Disability Independent Living Units
	Transitional Housing and Support Program managed by the Drug and Alcohol Office
	Housing for people with mental health support needs through the Independent Living Program (ILP), Independent Supported Accommodation (ISA) or Mental Health Housing Strategy
Crisis Accommodation Program (CAP)	Short to medium term crisis accommodation for people who are homeless or at risk of homelessness

WESTERN AUSTRALIA

OATHS, AFFIDAVITS AND STATUTORY DECLARATIONS ACT 2005

STATUTORY DECLARATION

APPLICATION FOR RATES EXEMPTION UNDER SECTION 6.26 OF THE LOCAL GOVERNMENT ACT 1995.

STATEMENT OF PROPERTY USE FOR THE YEAR ENDING 30 JUNE 20

(1) Christian name or names and surname of declarant in full	(1) **I** Duane Roy Moroney
(2) Address	(2) **of** C/- Level 7, 25 Rowe Ave Rivervale WA **In the State of Western Australia**
3) Occupation	(3) General Manager Property Assets

Sincerely declare as follows:-

The property located at	Refer attached : "Schedule of Properties - City of Busselton - Leased from Housing Authority"
is used by	Access Housing Australia Ltd
for the purposes of	Community Housing
Description of the activities the property is used for	Subsidised accommodation for the relief of poverty or distress for people in need
for the period << ___ to ___ >>	or from 1st July 2018 to 30th June 2021 .

The applicant agrees to advise the Local Government's Rating Services Section as soon as there is **ANY** change to the purpose/s as stated above.

This declaration is made under the *Oaths, Affidavits and Statutory Declarations Act 2005*

Declared at Mandurah

this 26th day of June 20 18

In the presence of _____
(Signature of authorised witness)

Mitchell Zeke Moroney Accountant IPA 215419
(Name of authorised witness and qualification as such a witness)

(4) Signature of person making the declaration

(4) _____

Schedule of Properties - City of Busselton - Leased from Housing Authority									
LGA	Unit	Number	Street	Suburb	Title	Program	Control	Rent F/night	Owner
Busselton (WA)		66	College Avenue	West Busselton	2089/108	CDHP	Managed Lease	$360.16	Housing Authority
Busselton (WA)		3	Elliott Street	Busselton	2686/642	CDHP	Managed Lease	$335.28	Housing Authority
Busselton (WA)		12	Melville Court	Busselton	1531 / 850	CDHP	Managed Lease	$515.56	Housing Authority
Busselton (WA)	A	6	Whitton Street	West Busselton	2890/196	CDHP	Managed Lease	$451.81	Housing Authority
Busselton (WA)	B	6	Whitton Street	West Busselton	1111/119	CDHP	Managed Lease	$334.28	Housing Authority

5

Program	
Community Housing (CH)	Subsidised rental housing for Eligible Persons on very low, to low to moderate incomes
Community Disability Housing Program (CDHP)	Disability Independent Living Units
	Transitional Housing and Support Program managed by the Drug and Alcohol Office
	Housing for people with mental health support needs through the Independent Living Program (ILP), Independent Supported Accommodation (ISA) or Mental Health Housing Strategy
Crisis Accommodation Program (CAP)	Short to medium term crisis accommodation for people who are homeless or at risk of homelessness

ACCESS HOUSING
Leaders in Affordable Housing

27 June 2018

City of Busselton
Via: email
city@busselton.wa.gov.au

Attention: Rates Department

Dear Sir / Madam

Re: Rates Exemption

Access Housing Australia Ltd seeks a Rates Exemption under the Local Government Act 1995 – Section 6.26 for properties used for the purpose of Community Housing, owned by Access Housing Australia Ltd and those leased by Access Housing from the Housing Authority.

Access Housing are a Not for Profit Community Housing Organisation, a registered Charity and Public Benevolent Institution. We are one of WA's largest non-government social housing tenancy / property managers, with more than 1,800 properties across the Perth metropolitan area and Peel and South West regions under management. Our tenants include seniors, people living with a disability or mental health illness, families and singles.

As a not-for-profit organisation, Access Housing reinvests any profits made through our core business into servicing our property portfolio, developing and purchasing additional affordable homes and funding programs to support tenants to access education, training and employment options to increase financial resilience and break welfare dependency. This approach allows the company to facilitate pathways into and out of the social housing system for current and prospective tenants while also providing a high quality, customer focused service.

The following documents are submitted:

1. Application for Rates Exemption
    a. Access Housing Owned Properties
    b. Leased from Housing Authority
2. Schedule of Properties:
    a. Address
    b. Certificate of title reference
    c. Program
    d. Control (Self or under Managed Lease from Housing Authority)
    e. Rent received per fortnight from tenant
    f. Owner (Access Housing or Housing Authority)
3. Certificate of Incorporation
4. Certificate of Tax Exemption
5. Constitution
6. 2 years audited financial statements
7. Statutory Declarations
    a. Access Housing Owned
    b. Leased from Housing Authority

Head Office
Level 7, 25 Rowe Ave
Rivervale WA 6103
PO Box 105
Burswood WA 6100
P (08) 9430 0900
F (08) 9430 5583
E info@accesshousing.org.au

ABN 67 128 888 157

Peel Office
4 Stevenson St
PO Box 1200
Mandurah WA 6210

P (08) 9534 0400
F (08) 9583 5173
E mandurah@accesshousing.org.au

accesshousing.org.au

South West Office
1st Floor, 25 Victoria St
PO Box 1539
Bunbury WA 6230

P (08) 9722 7200
F (08) 9721 7222
E bunbury@accesshousing.org.au

info@accesshousing.org.au

The properties are utilised for a number of programs for subsidised accommodation for the relief of poverty or distress for people in need, including, but not limited to:

- Community Housing (CH)
  - Subsidised rental housing for Eligible Persons on very low or low to moderate incomes
- Community Disability Housing Program (CDHP)
  - Disability Independent Living Units
  - Transitional Housing and Support Program managed by the Drug and Alcohol Office
  - Housing for people with mental health support needs through the Independent Living Program (ILP), Independent Supported Accommodation (ISA) or Mental Health Housing Strategy
- Crisis Accommodation Program (CAP)
  - Crisis accommodation for people who are homeless or at risk of homelessness

Access Housing lease these properties to tenants deemed eligible by the Housing Authority and are sourced from the Housing Authorities Joint Wait List. Lease payments are calculated based on 25% to 30% of the primary tenant's eligible assessable income to a maximum of 74.9% of market rental values.

Due to privacy issues, we are not able to provide a copy of the lease agreements between Access Housing and the tenant. The rental amount is included within the Schedule of Properties for reference and where a nil amount is shown, are currently vacant pending allocation.

In relation to the "Leased from Housing Authority" properties, the application is for properties where they are either on individual titles or where we lease and manage all properties within a complex and have excluded properties where we lease and manage properties which are only part of a complex on a single title. We are calculating the proportional area of these properties within each complex to enable the Valuer General to calculate the GRV – these will be submitted under a separate application in the near future.

Access Housing secures the "Leased from Housing Authority" properties are under multiple confidential individual and master agreements. We propose to provide a statutory declaration executed by the Housing Authority that these properties are leased to Access Housing for the purpose described in lieu of each agreement.

We look forward to your favourable response and should you have any queries please do not hesitate to contact me at any time.

Yours sincerely,

Duane Moroney
General Manager Property Assets
M: 041 938 2054
E: duane.moroney@accesshousing.org.au

ACCESS HOUSING
Leaders in Affordable Housing

Rates Exemption Application

Supporting Documentation

1. Certificate of Incorporation
2. Certificate of Tax Exemption
3. Constitution
4. 2 Years audited financial statements

Head Office
Level 7, 25 Rowe Ave
Rivervale WA 6103
PO Box 105
Burswood WA 6100
P (08) 9430 0900
F (08) 9430 5583
E info@accesshousing.org.au

ABN 67 128 888 157

Peel Office
4 Stevenson St
PO Box 1200
Mandurah WA 6210

P (08) 9534 0400
F (08) 9583 5173
E mandurah@accesshousing.org.au

accesshousing.org.au

South West Office
1st Floor, 25 Victoria St
PO Box 1539
Bunbury WA 6230

P (08) 9722 7200
F (08) 9721 7222
E bunbury@accesshousing.org.au

info@accesshousing.org.au

Certificate of Registration of a Company

This is to certify that

ACCESS HOUSING AUSTRALIA LTD

Australian Company Number 128 888 157

is a registered company under the Corporations Act 2001 and is taken to be registered in Western Australia.

The company **is limited by guarantee.**

The company is a **public** company.

The day of commencement of registration is **the twelfth day of December 2007.**

CERTIFICATE

Issued by the
Australian Securities and Investments Commission
on this twelfth day of December, 2007.

Anthony Michael D'Aloisio
Chairman

Australian Government
Australian Taxation Office

28 March 2008

Notice of endorsement for charity tax concessions

This endorsement notice has been issued to:

Name	**ACCESS HOUSING AUSTRALIA LTD**
Australian business number	**67 128 888 157**

ACCESS HOUSING AUSTRALIA LTD, a **public benevolent institution,** is endorsed to access the following tax concessions from the dates shown:

- **Income tax exemption** from **12 December 2007** under Subdivision 50-B of the *Income Tax Assessment Act 1997.*
- **GST concessions** from **12 December 2007** under Division 176 of *A New Tax System (Goods and Services Tax) Act 1999.*
- **FBT exemption** from **12 December 2007** under section 123C of the *Fringe Benefits Tax Assessment Act 1986.*

Your organisation's endorsement to access charity tax concessions, together with the date or period of effect, is entered in the public register maintained by the Australian Business Registrar at **www.abn.business.gov.au**

Your organisation must notify the Tax Office in writing if it ceases to be entitled to endorsement.

Michael D'Ascenzo

Michael D'Ascenzo
Commissioner of Taxation and
Registrar of the Australian Business Register

CHARITY_ADVICES_088-TED-0000033-0000066

Corporations Act

Company Limited by Guarantee

ACCESS HOUSING AUSTRALIA LTD

Constitution

30 July 2014

TABLE OF CONTENTS

Part A – Definitions and Interpretation **1**

1. Definitions and Interpretation **1**
1.1 Definitions 1
1.2 Interpretation 2
1.3 Application of the Act 3

Part B – Objects and Powers **4**

2. Objects and Powers **4**
2.1 Objects 4
2.2 Application of the Objects 7
2.3 General Company Powers 7
2.4 Power to Amalgamate 7
2.5 Constitution to be Read Down 7

3. Restrictions on Distribution of Income and Property **7**

Part C – Membership **9**

4. Membership **9**
4.1 Number of Members 9
4.2 Members 9
4.3 Rights of Members 9
4.4 Directors as Members 9
4.5 Register of Members 9
4.6 Duties of Members 9
4.7 Member Liability 10

5. Cessation of Membership **10**
5.1 Automatic Cessation of Membership 10
5.2 Resignation 10
5.3 Conduct Unbecoming 10

Part D – General Meetings **12**

6. General Meetings **12**
6.1 General Meetings 12
6.2 Annual General Meeting 12
6.3 Business of Annual General Meeting 12
6.4 How Convened 12
6.5 Notice 12
6.6 Waiving Notice 13
6.7 Postponing or Cancelling a Meeting 13
6.8 Ordinary/Special Business 13

7. Proceedings at General Meetings **14**
7.1 Quorum 14
7.2 In default of a Quorum 14
7.3 Use of Technology at General Meeting 14
7.4 Appointment of a Chairperson 14
7.5 Adjournment 15
7.6 Motion : How Carried 15
7.7 Effect of a Poll 15
7.8 Auditor's Right to be Heard 16
7.9 Chairperson's Casting Vote 16
7.10 Manner of Voting 16
7.11 Proxy 16
7.12 Form of Proxy 16
7.13 Validity of Instrument 17
7.14 Validity of Proxy Vote 17

Part E – Board **18**

8. Directors **18**
8.1 Number 18
8.2 Qualifications of Directors 18
8.3 Assessing the Suitability of Persons 18
8.4 Rotation and Term of Directors 18
8.5 Appointment and Removal of Directors 18
8.6 Method of Appointment 19
8.7 Disqualification 19
8.8 Effect of Vacancy 20
8.9 Filling Casual Vacancies 20
8.10 Duties of Officers of the Company 20
8.11 Director's Fees 20

9. Powers and Duties of the Board **21**
9.2 Minutes 21

10. Proceedings of the Board **22**
10.1 Meeting Proceedings 22
10.2 Notice of Board Meetings 22
10.3 Quorum 23
10.4 Voting 23
10.5 Disclosure of Conflicts of Interest and other Interests 23
10.6 Use of Technology at Board Meeting 24
10.7 Chairperson 24
10.8 Alternate Directors 24
10.9 Delegation to Committees 25
10.10 Committee Chairperson 25
10.11 Committee Meetings 25
10.12 Defect in Appointment 25
10.13 Resolutions in Writing 25

11. Secretary **26**

Part F – General Legal Provisions **27**

12. General Legal Provisions **27**
12.1 Seal 27
12.2 Records to be Kept 27
12.3 Inspection of Records 27
12.4 Audit 27
12.5 Amending the Constitution 27

13. Notices **28**
13.1 Persons authorised to give notices generally 28
13.2 Method of giving notices 28
13.3 Address for giving notices to the Company 28
13.4 Time notice is given 28
13.5 Entitlement 28

Part G – Indemnities and Insurance **29**

14. Officers: Indemnities and Insurance **29**
14.1 Indemnities 29
14.2 Payment for Insurance Premiums 29

Part H – Winding Up and Loss of Endorsement **30**
15.1 Winding Up 30
15.2 Surplus Gifts 30

Part A – Definitions and Interpretation

1. Definitions and Interpretation

1.1 Definitions

In this Constitution, unless the context otherwise provides:

"Act" means the Corporations Act 2001 (Cth);

"Annual General Meeting" means the meeting held in accordance with rule 6.2;

"ASIC" means the Australian Securities and Investments Commission;

"**Auditor**" means the Auditor of the Company appointed in accordance with rule 12.4;

"**Bankrupt**" means, in relation to a person, the state of being "insolvent under administration" as defined in the Act or having signed an authority under section 188 of the *Bankruptcy Act 1966* (Cth);

"Board" includes a meeting of the Directors duly called and constituted at which a quorum shall be present or as the case may be the Directors assembled or represented at such meeting;

"**Chairperson**" means the person appointed under rule 10.7(a);

"**Commissioner**" means the Commissioner of Taxation, a Second Commissioner of Taxation or a Deputy Commissioner of Taxation for the purposes of the ITAA 97;

"**Committee Chairperson**" means the person elected by a committee to be chairperson of the committees meetings in accordance with rule 10.11;

"Company" means Access Housing Australia Ltd (ACN 128 888 157);

"**Conflict of Interest**" means a conflict of interest which arises when a personal interest, fiduciary or otherwise, conflicts with, has the potential to conflict with, or is perceived to conflict with, a person's duty as a Director;

"**Constitution**" means this constitution and any amendments or substitutions to it;

"Corporation" means any body corporate, whether formed or registered within or outside the State;

"Director" means a director for the time being of the Company appointed under rule 8.5;

"**Deductible Gift Recipient**" means a "deductible gift recipient" as defined in the ITAA 97;

"**Deputy Chairperson**" means the person appointed as deputy chairperson under rule 10.7;

"**General Meetings**" means the meetings held in accordance with rule 6.1;

"Governance Policy" means the Company's policy from time to time for the governance of the Company;

Housing Authority means the body corporate under the *Housing Act 1980 (WA)*

"ITAA 97" means the *Income Tax Assessment Act 1997* (Cth);

"Member" means a person or Corporation admitted to membership of the Company in accordance with this Constitution;

"**Objects**" means the Company's objects as set out in rule 2.1;

"Officer" has the meaning given to that term in section 9 of the Act and includes every member of the Board;

"Proceedings" mean any proceedings, whether civil or criminal, being proceedings in which it is alleged that the person has done or omitted to do some act, matter or thing in his capacity as an Officer of the Company or of a subsidiary of the Company (including proceedings alleging that he or she was guilty of negligence, default, breach of trust or breach of duty in relation to the Company or a subsidiary of the Company);

"**Public Benevolent Institution**" means an institution, fund, authority or any other entity that satisfies the definition of a public benevolent institution and is a Deductible Gift Recipient, or is eligible to be endorsed by the Commissioner as a Deductible Gift Recipient, in the form of a public benevolent institution under Division 30 of the ITAA 97;

"Register of Members" means the register of members kept pursuant to Section 169 of the Act;

"**Registered Community Housing Organisation**" means any community housing organisation that is registered with the Housing Authority under the relevant policies relevant to the provision and management of community housing that are brought into existence or adopted by the Housing Authority as amended from time to time;

"Seal" means the Common Seal of the Company (if any);

"Secretary" means any person appointed to perform the duties of a Secretary of the Company;

"State" means the state or territory of Australia in which the Company is taken to be registered under the Act;

"Surplus Gifts" means, after the satisfaction of all debts and liabilities of the Company, any surplus gifts of money or property for the principal purpose of the Company, and any surplus contributions described in items 7 or 8 of the table in section 30-15 of the ITAA 97 in relation to a fundraising event held for that purpose, and any surplus money received by the Company because of such gifts or contributions.

1.2 Interpretation

In this Constitution, unless the context otherwise provides:

(a) A reference to a person includes a reference to a company, trust, partnership, incorporated association, organisation and entity.

(b) Words importing the singular (including defined terms) includes the plural and words importing the plural includes the singular.

(c) A word importing any gender includes every other gender.

(d) Words or expressions contained in this Constitution shall be interpreted in accordance with Part 1.2 of the Act as in force as the date this Constitution became binding on the Company.

(e) General expressions used in this Constitution in connection with powers, discretions or things shall not be limited to or controlled by the particular powers, discretions or things.

(f) A reference to a statute includes its subordinate legislation and a modification or re-enactment of either.

(g) Any words and expressions denoting authority or permission shall only be construed as words or expressions of authority merely and shall not be construed as words or expressions denoting directions or compulsory trust.

1.3 Application of the Act

(a) Subject to rules 1.1 and 1.2:

(i) an expression used in a rule that deals with a matter dealt with by a provision of the Act has the same meaning as in that provision; and

(ii) an expression used in a rule that has a defined meaning for the purposes of the Act has the same meaning as in the Act.

(b) To the extent permitted by law, the provisions of this Constitution displace each provision of a section or subsection of the Act that applies (or would apply but for this rule) to the Company.

(c) The replaceable rules do not apply to the Company except those which operate as mandatory rules for public companies under the Act.

Part B – Objects and Powers

2. Objects and Powers

2.1 Objects

The Objects for which this Company has been established are:

(a) (i) to provide and manage reasonable quality, secure, affordable housing for people on low to moderate incomes;

(ii) to provide housing that is community-based through open, informative and responsive interaction with the local community;

(iii) to help arrange appropriate essential in-home support wherever necessary for tenants with special needs that maximise independence, privacy, safety, community access and assist them to maintain tenancies;

(iv) to ensure that housing is responsive to existing and emerging local needs;

(v) to acknowledge the importance of localised service provision in building sustainable communities;

(vi) to provide opportunities for tenant participation in development, design, management of the housing provided and in the development of the Company;

(vii) to assist in the alleviation of poverty through the provision of affordable housing;

(viii) to develop and promote community awareness of housing issues and in particular community housing;

(ix) to raise government and community awareness about the needs of the homeless, the destitute, the sick and the distressed and to assist and encourage the development of government and community policies, programmes and services which will improve the lifestyle and promote the wellbeing of such people;

(x) to work with and encourage the State and Federal Governments and local Authorities to develop policies and programmes which will promote the well-being of people and to provide such bodies with the necessary statistical and other information available to the Company to assist in the development of such policies or programmes;

(xi) to seek funds and assistance from governmental and other sources to achieve a quality range of services for which the Company is established;

(xii) to provide opportunities for new ways of delivering housing assistance in Western Australia;

(xiii) to ensure equitable access to affordable housing in Western Australia by eligible tenants across a profile of household and income groupings;

(xiv) to develop innovative ways of delivering housing and to create and improve linkages and strategic partnerships with other entities towards the growth of quality, affordable housing for people in Western Australia;

(xv) to act in a manner consistent with that of a public benevolent institution;

(xvi) maintain an organisational culture that is transparent, accessible and accountable, respectful and inclusive; and

(xvii) the property and income of the Company shall be applied solely towards the promotion of the objects of the Company and no part of that property or income may be paid or otherwise distributed, directly or indirectly, to members, except in good faith in the promotion of those objects, provided that nothing herein shall prevent the payment in good faith of reasonable and proper remuneration to any officer or employee of the Company in return for any services rendered to the Company or expenses incurred on behalf of the Company;

(b) Mental Health Specific Objects:

(i) to offer community housing options to people who have a mental health diagnosis;

(ii) to promote self-sufficiency in people with a mental health diagnosis, their families and the community; and

(iii) to offer advice to government and non-government bodies and to promote community living for persons with a mental health diagnosis and the rights of people with a mental health diagnosis to remain in their communities.

(c) to subscribe to, become a member of and co-operate with any other association or organisation, whether incorporated or not, whose objects are altogether or in part similar to those of the Company provided that the Company shall not subscribe to or support with its funds any association or organisation which does not prohibit the distribution of its income and property among its members to an extent at least as great as that imposed on the Company under or by virtue of Clause 69 of this Constitution.

(d) in furtherance of the objects of the Company to buy, sell and deal in all kinds of apparatus, literature and other items required by the members of the Company or persons frequenting the Company's premises, if any.

(e) to purchase, take on lease or in exchange, hire and otherwise acquire any lands, buildings, easements or property, real and personal and any rights or privileges which may be requisite for the purposes of, or capable of being conveniently used in connection with, any of the objects of the Company provided that in case the Company shall take or hold any property which may be subject to any trusts the Company shall only deal with the same in such manner as is allowed by law having regard to such trusts.

(f) to enter into any arrangements with any Government or authority, supreme, municipal, local or otherwise that may seem conductive to the Company's objects or any of them; and to obtain from any such Government or authority any rights, privileges and concessions which the Company thinks it desirable to obtain; and carry out, exercise and comply with any such arrangements, rights privileges and concessions.

(g) to appoint, employ, remove or suspend such managers, clerks, secretaries, servants, workmen and other persons as may be necessary or convenient for the purposes of the Company.

(h) to establish and support or aid in the establishment and support of associations, institutions, funds, trusts and conveniences calculated to benefit employees or past employees of the Company or dependents or connections of any such persons; and to grant pensions and allowances; and to make payments towards insurance; and to subscribe or guarantee money for charitable or benevolent objects, or for any public, general or useful object.

(i) to construct, improve, maintain, develop, work, manage, carry out, alter or control any houses, buildings, grounds, works or conveniences which may seem calculated directly or indirectly to advance the Company's interests, and to contribute to, subsidise or otherwise assist and take part in the construction, improvement, development, working, management, carrying out, alteration or control thereof.

(j) to invest and deal with the money of the Company not immediately required in such manner as may be permitted by law for the investment of trust funds.

(k) to borrow or raise or secure the payment of money in such manner as the Company may think fit and to secure the same or the repayment of performance of any debt liability contract guarantee or other engagement incurred or to be entered into by the Company in any way and in particular by the issue of debentures perpetual or otherwise charged upon all or any of the Company's property (both present and future), and to purchase, redeem or pay off any such securities.

(l) to take, draw, accept, endorse, discount, execute and issue promissory notes, bills of exchange, bills of lading and other negotiable or transferable instruments.

(m) in furtherance of the objects of the Company to sell, improve, manage, develop, exchange, lease, dispose of, turn to account or otherwise deal with all or any part of the property and rights of the Company.

(n) to take or hold mortgages, liens and charges to secure payment of the purchase price or any unpaid balance of the purchase price, of any part of the Company's property of whatsoever kind sold by the Company, or any money due to the Company from purchasers and others;

(o) to take any gift of property whether subject to any special trust or not, for any one or more of the objects of the Company but subject always to the proviso in paragraph (g) of this Clause 68.

(p) to take such steps by personal or written appeals, public meetings or otherwise, as may from time to time be deemed expedient for the purpose of procuring contributions to the funds of the Company, in the shape of donations, annual subscriptions or otherwise.

(q) to print and publish any newspapers, periodicals, books or leaflets that the Company may think desirable for the promotion of its objects.

(r) in furtherance of the objects of the Company to amalgamate with any companies, institutions, societies or associations having objects altogether or in part similar to those of the Company and which shall prohibit the distribution of its or their income and property among its or their members to an extent at least as great as that imposed upon the Company under or by virtue of Clause 69 of this Constitution.

(s) in furtherance of the objects of the Company to purchase or otherwise acquire and undertake all or any part of the property, assets, liabilities and engagements of any one or more of the companies, institutions, societies or associations with which the Company is authorised to amalgamate.

(t) in furtherance of the objects of the Company to transfer all or any part of the property, assets, liabilities and engagements of the Company to any one or more of the Companies, institutions, societies or associations with which the Company is authorised to amalgamate.

(u) to make donations for patriotic or charitable purposes.

(v) to do all such other things as are incidental or conducive to the attainment of the objects and the exercise of the powers of the Company.

without limiting the generality of the foregoing the Company has the powers set out in the Law.

2.2 Application of the Objects

The Company must operate solely for the purpose of promoting and advancing the Objects. However, the Company is not required to promote each of the Objects at the same time or in any particular order and may, in its absolute discretion, determine the level and amount of promotion, funding or any other support that should be applied to any one or more specific Objects at any given time.

2.3 General Company Powers

For the sole purpose of promoting, advancing and carrying out the Objects, the Company has the power and capacity to do all such acts, deeds and things as a company has capacity and power to do pursuant to the Act including:

(a) to accept or refuse any gift, endowment or bequest made to or acquired by the Company generally for the Objects or for the purpose of any specific Object and to undertake, execute and carry out any charitable or other trust which may be considered expedient or desirable in the interests of the Company;

(b) subject to rule 2.4, to transfer all or any part of the property, assets, liabilities and engagements of the Company to any one or more of the Companies, institutions, societies or associations with which the Company is authorised to amalgamate;

(c) to establish and maintain any number of companies and trusts, each for a specific purpose, consistent with the Objects; and

(d) to do all such other things as are incidental or conducive to the attainment of the Objects and the exercise of the powers of the Company.

2.4 Power to Amalgamate

Where it furthers the Objects, the Company may amalgamate with any one or more other institutions, organisations or entities, provided that they:

(a) have similar objects to the Objects;

(b) are approved by the Commissioner as a Deductible Gift Recipient or as a Public Benevolent Institution; and

(c) prohibit distribution of its income and property among its members and directors to an extent at least as great as is imposed on the Company by rule 3.

2.5 Constitution to be Read Down

Notwithstanding any other rule of the Constitution and for the avoidance of doubt, inconsistency or uncertainty, the Constitution is to be read down as required to comply with the requirements contained in Division 30-B of the ITAA 97 and the requirements necessary to be endorsed by the Commissioner as a Deductible Gift Recipient.

3. Restrictions on Distribution of Income and Property

(a) Subject to rule 3(b), the property and income of the Company shall be applied solely towards the promotion of the Objects. No part of the income or property

of the Company shall be paid, transferred or distributed, directly or indirectly, by way of dividend, bonus or otherwise to any Member or Director.

(b) Rule 3(a) does not prohibit the Company making a payment approved by the Board:

(i) for out-of-pocket expenses incurred by a Director in performing a duty as a Director of the Company;

(ii) for a service rendered to the Company by a Director in a professional or technical capacity, other than in the capacity as a Director of the Company, where:

A. the provision of the service has the prior approval of the Board; and

B. the amount payable is not more than an amount which commercially would constitute reasonable payment for the services;

(iii) in good faith to any Member for goods supplied to the Company in the ordinary and usual course of business;

(iv) of reasonable and proper interest on money borrowed from a Member by the Company;

(v) of reasonable and proper rent for premises let by any Member to the Company; or

(vi) for indemnification of or payment of premiums on contracts of insurance for any Director to the extent permitted by law and the Constitution.

(c) Any payment under rule 3(b) to a Director however must be approved by unanimous Board resolution passed by those Directors eligible to vote.

Part C – Membership

4. Membership

4.1 Number of Members

The minimum number of Members is one (1) but the Board may from time to time register an increase of Members.

4.2 Members

The person specified in the application for the Company's registration and such other persons as the Board shall admit to membership in accordance with this Constitution shall be Members of the Company.

4.3 Rights of Members

The Member is entitled to:

(a) receive notices of, to attend, be heard and vote (one vote only on any given resolution) at any General Meeting; and

(b) a copy of the annual financial report of the Company.

4.4 Directors as Members

Each Director is deemed to be a Member on and from the date of appointment or election as a Director until the date on which the Director ceases to be a Director in accordance with this Constitution.

4.5 Register of Members

Upon appointment of a Member or a Member ceasing to be a Member, the Secretary must update the Register of Members as soon as practicable to reflect the appointment or that person ceasing to be Member.

4.6 Duties of Members

The Members of the Company must:

(a) act honestly, diligently and with reasonable care;

(b) act respectfully towards other Members and not engage in personal attacks;

(c) not behave in a way that significantly interferes with the operation of the Company or of Company meetings;

(d) advance the Company Objects in accordance with the Constitution and the Act;

(e) not make improper use of information or opportunities received through being a Member of the Company; and

(f) not make any public statement on behalf of the Company unless authorised by the Board.

4.7 Member Liability

(a) The Company is a public company limited by guarantee and accordingly, the liability of the Members is limited.

(b) Each Member undertakes to contribute an amount not more than $1.00 to the property of the Company if the Company is wound up while it is a Member or within 1 year after it ceases to be a Member for:

(i) payment of the Company's debts and liabilities contracted before the time it ceased to be a Member; and

(ii) the costs, charges and expenses of winding up.

5. Cessation of Membership

5.1 Automatic Cessation of Membership

A Member immediately ceases to be a Member of the Company if the Member:

(a) being an individual:

(i) dies;

(ii) is or becomes Bankrupt;

(iii) is or becomes of unsound mind; or

(iv) is or becomes a person whose property is liable to be dealt with in any way under a law relating to mental health;

(b) being a corporation or association:

(i) is wound up; or

(ii) is or becomes insolvent;

(c) ceases to be a Director of the Company;

(d) resigns as a Member by giving written notice to the Company; or

(e) is expelled under rule 5.3.

5.2 Resignation

A Member may at any time by giving notice in writing to the Secretary resign his membership of the Company but shall continue to be liable for any moneys due by him to the Company and for which he is liable as a Member of the Company under rule 4.7.

5.3 Conduct Unbecoming

(a) If any Member:

(i) refuses or neglects to comply with the provisions of this Constitution; or

(ii) is guilty of any conduct which in the opinion of the Board is unbecoming of a Member or prejudicial to the interests of the Company,

the Board shall have power to expel the Member from the Company and remove the Member's name from the Register of Members provided that:

(iii) at least one week before the meeting of the Board at which a resolution for the Member's expulsion is to be considered, the Member shall have notice of such meeting and what is alleged against the Member and of the intended resolution for the Member's expulsion; and

(iv) the Member shall at the Board meeting and before the passing of the resolution to expel the Member, have an opportunity to give an oral or written explanation or defence; or

(v) the Member may, by notice in writing lodged with the Secretary at least twenty four (24) hours before the time for holding the meeting at which the resolution for the Member's expulsion is to be considered by the Board, elect to have the question of the Member's expulsion dealt with by the Company in General Meeting and in that event a General Meeting of the Company shall be called for that purpose.

(b) If at the Board meeting or General Meeting a resolution for the expulsion of the Member is passed by a majority of two-thirds of those present and voting, excluding the Member the subject of the resolution, (such vote to be taken by ballot) the Member shall be expelled and his name removed from the Register of Members.

Part D – General Meetings

6. General Meetings

6.1 General Meetings

A General Meeting shall be held once in every calendar year at such time and place as may be determined by the Board.

6.2 Annual General Meeting

(a) The Company must hold an Annual General Meeting each year within 5 months after the end of its financial year.

(b) The Company may apply to ASIC to extend the period of time within which it must hold its Annual General Meeting under rule 6.2(a), provided that the application is made before the expiration of the period mentioned in rule 6.2(a).

(c) If ASIC grants an extension, the Company must hold its Annual General Meeting within the extended period granted by ASIC.

6.3 Business of Annual General Meeting

The business of an Annual General Meeting may include any of the following, even if not referred to in the notice of meeting:

(a) confirmation of the minutes of the previous General Meeting, except at the first Annual General Meeting;

(b) the consideration of the reports that under the Corporations Act are required to be presented at the Annual General Meeting;

(c) the appointment of Directors;

(d) the appointment and remuneration of the Directors and the Auditor; and

(e) asking questions about the management of the Company and asking questions of the Auditor.

6.4 How Convened

(a) One third of the members of the Board may convene a General Meeting of Members at any time and must convene a General Meeting if required to do so under section 249D of the Act.

(b) The Members of the Company may convene a General Meeting of Members provided that the requirements in sections 249E or 249F of the Act are satisfied.

6.5 Notice

(a) Subject to the provision of the Act relating to special resolutions and agreements for shorter notice, at least twenty one (21) days notice of every General Meeting convened under rule 6.4 must be given to:

(i) the Members;

(ii) each Director; and

(iii) the Auditor.

(b) A notice of General Meeting must specify:

(i) the date, time and place of the meeting;

(ii) the general nature of the business to be transacted at the meeting;

(iii) if the meeting is to be held at two or more places, the technology that will be used to facilitate the meeting;

(iv) any other matters as are required by the Act.

(c) The Board may extend an invitation to any person, corporation or other entity to sit at a General Meeting, provided that any such invitee is not entitled to vote on matters.

6.6 Waiving Notice

(a) A person or entity may waive notice of a General Meeting by written notice to the Company or by attendance at the General Meeting.

(b) The non-receipt of notice of a General Meeting, or a failure to give notice of a General Meeting to any person or entity entitled to receive notice of a General Meeting does not invalidate any act, matter or thing done or resolution passed at the General Meeting if:

(i) the non-receipt or failure occurred by accident or error;

(ii) before or after the meeting, the person or entity has waived or waives notice of that meeting; or

(iii) before or after the meeting, the person has notified or notifies the Company of the person's or entity's agreement to that act, matter, thing or resolution by written notice to the Company.

6.7 Postponing or Cancelling a Meeting

The Board may change the venue for, postpone, or cancel a General Meeting, other than a General Meeting which they are required to convene and hold under the Act.

6.8 Ordinary/Special Business

All business transacted at a General Meeting and also all that is transacted at any Annual General Meeting shall be special business except for:

(a) consideration of the accounts, balance-sheets and reports of the Board and Auditors;

(b) the election of members of the Board in the place of those retiring; and

(c) the appointment and fixing of the remuneration of the Auditors.

7. Proceedings at General Meetings

7.1 Quorum

(a) No business shall be transacted at any General Meeting unless a quorum of Members is present at the time when the meeting proceeds to business.

(b) The presence of 50% of Members (or 1 Member if there is only 1 Member of the Company) shall constitute a quorum for any General Meeting.

(c) For the purpose of this rule "Member" includes a person attending as a proxy or as representing a Corporation which is a Member.

7.2 In default of a Quorum

(a) If a quorum is not present within 30 minutes after the time appointed for a General Meeting:

(i) where the meeting was convened by the Board on the request of a Member, the meeting must be dissolved; or

(ii) in any other case:

A. the meeting stands adjourned to the day, and at the time and place, that the Board decides or, if the Board does not make a decision, to the same day in the next week at the same time and place; and

B. if at the adjourned meeting a quorum is not present, the meeting shall again be adjourned to the same day in the next week at the same time and place, or to such other day and at such other time and place as the Board may determine. No adjourned meeting can take place without the required quorum in rule 7.1.

7.3 Use of Technology at General Meeting

(a) The Company may hold a General Meeting at two or more venues using any technology that gives the Members entitled to be heard at a General Meeting, including telephone or other electronic means, a reasonable opportunity to participate.

(b) The linking together by telephone or other electronic means of the Members to constitute a quorum under rule 7.1 constitutes a General Meeting. All the provisions in the Constitution relating to General Meetings apply, so far as they can and with any necessary changes, to General Meetings by telephone or other electronic means.

(c) If the Members take part in a General Meeting by telephone or other electronic means the Members are taken to be present in person at the meeting.

(d) A General Meeting by telephone or other electronic means is taken to be held at the place decided by the Chairperson of the meeting.

7.4 Appointment of a Chairperson

(a) If the Board has elected one of their number as Chairperson, that person shall preside at every General Meeting of the Company.

(b) The Deputy Chairperson shall preside at the General Meeting if:

(i) there is no Chairperson; or

(ii) if the Chairperson is not present within fifteen ten (15) minutes after the time appointed for the holding of the meeting; or

(iii) if the Chairperson is unable or unwilling to act.

(c) If the Deputy Chairperson is not present or is unable or unwilling to act then the Members present shall elect one of their number to be Chairperson of the meeting.

7.5 Adjournment

(a) The Chairperson of a General Meeting may, with the consent of any meeting at which a quorum is present (and shall if so directed by the meeting), adjourn the meeting from time to time and from place to place, but no business shall be transacted at any adjourned meeting other than the business left unfinished at the meeting from which the adjournment took place.

(b) When a meeting is adjourned for thirty (30) days or more, notice of the adjourned meeting shall be given as in the case of an original meeting. It is not otherwise necessary to give any notice of an adjournment for the business to be transacted at an adjourned meeting.

(c) Where a meeting is adjourned, the Board may change the venue for, postpone or cancel the adjourned meeting, unless the meeting was called and arranged to be held under the Act.

7.6 Motion : How Carried

(a) A resolution put to the vote at any General Meeting shall be decided by the Members on a show of hands unless a poll is demanded under rule 7.7.

(b) A declaration by a Chairperson that a resolution has on a show of hands been carried or carried unanimously, or by a particular majority, or lost, and an entry to that effect has been made in the book containing the minutes of the proceedings of the Company, shall be conclusive evidence of the fact without proof of the number or proportion of the votes recorded in favour of or against the resolution.

7.7 Effect of a Poll

(a) A poll may only be demanded by:

(i) the Chairperson; or

(ii) at least two (2) Members present in person or by proxy.

(b) The demand for a poll may be withdrawn.

(c) If a poll is duly demanded, it shall be taken in such manner and either at once or after an interval or adjournment or otherwise as the Chairperson directs.

(d) The result of the poll shall be the resolution of the meeting at which the poll was demanded but a poll demanded on the election of a Chairperson or on a question of adjournment shall be taken forthwith.

7.8 Auditor's Right to be Heard

The Auditor is entitled to be heard at a General Meeting on any part of the business of that meeting that concerns the Auditor in their professional capacity.

7.9 Chairperson's Casting Vote

In the case of an equality of votes, whether on a show of hands or on a poll, the Chairperson of the meeting shall be entitled to a second or casting vote.

7.10 Manner of Voting

By a show of hands or by poll, a Member may vote:

(a) in person and each Member is entitled to one vote; or

(b) by proxy and each proxy is entitled to a separate vote for each Member the person represents, in addition to any vote the person may have as a Member in his or her own right.

7.11 Proxy

(a) A proxy must be a Member of the Company.

(b) The instrument appointing a proxy must be in writing and signed by the appointer or the appointer's attorney. If the appointer is a Corporation, then the instrument appointing the proxy must either:

(i) be under the seal of the Corporation; or

(ii) be signed by an officer or attorney duly authorised.

(c) The signature of the appointor or his attorney shall be witnessed by a person other than the proxy.

(d) The instrument appointing a proxy shall be deemed to confer authority to demand or join in demanding a poll.

(e) A Member shall be entitled to instruct his proxy to vote in favour of or against any proposed resolutions.

(f) Unless otherwise instructed the proxy may vote as he thinks fit.

7.12 Form of Proxy

The instrument appointing a proxy may be in the following form or in a common or usual form.

I of
being a Member of
hereby appoint of
or failing him of

as my proxy to vote for me on my behalf at the (annual or general as the case may be) meeting of the Company to be held on the day of and at any adjournment thereof.

My proxy is hereby authorised to vote *in favour of/*against the following resolutions:

Signed this day of 20 .
Note: in the event of the Member desiring to vote for or against any resolution he shall instruct his proxy accordingly, unless otherwise instructed, the proxy may vote as he thinks fit.

7.13 Validity of Instrument

For an appointment of a proxy to be valid, the following documents must be deposited at the Company's registered office, or such other place specified in the notice convening the meeting, at least 48 hours before the meeting or adjourned meeting at which the person named in the instrument proposes to vote, or, in the case of a poll, not less than twenty four (24) hours before the time appointed for the taking of the poll:

(a) the instrument appointing the proxy; and

(b) if the instrument of appointment is signed, the power of attorney or other authority, if any, under which the appointment was signed or authenticated or a certified copy of the authority.

7.14 Validity of Proxy Vote

A vote given in accordance with the terms of an instrument appointing a proxy is valid despite the death or unsoundness of mind of the principal or revocation of the instrument unless written notice is received by the Company at least 24 hours before the meeting.

Part E – Board

8. Directors

8.1 Number

(a) The Board of Directors shall consist of at least six (6) and no more than nine (9) persons.

8.2 Qualifications of Directors

A person is eligible as a Director if the person substantially satisfies the skills and competencies outlined in the Governance Policy.

8.3 Assessing the Suitability of Persons

In assessing whether a person satisfies the criteria outlined in rule 8.2, the Board may have regard to any information supplied by that person and any information obtained from other sources.

8.4 Rotation and Term of Directors

(a) Subject to clause 8.4(f), at each Annual General Meeting of the Company, one third (⅓) of the Directors, or if their number is not a multiple of 3 then the number nearest to but not exceeding one third (⅓), must retire from office as Directors.

(b) The Directors to retire by rotation at each Annual General Meeting must include any Director who wishes to retire and does not wish to be re-elected as a Director. Any further Director required to retire must be the Director who has been in office the longest as Director.

(c) If there are two or more Directors that have been in office for an equal amount of time, and an agreement cannot be reached between those Directors on who will retire, the Members will determine the Director or Directors who will retire.

(d) Subject to clause 8.4(f), a retiring Director is eligible for re-election.

(e) Unless a resolution is passed to appoint some other person to fill the office of Director to be vacated by the retiring Director, a retirement by rotation at a General Meeting does not become effective until the end of the meeting.

(f) No Director may retain office for more than 3 years without submitting himself or herself for re-election even though the submission results in more than one third (⅓) of the Directors retiring from office.

(g) No Director may retain office for more than 3 consecutive terms.

8.5 Appointment and Removal of Directors

(a) Subject to rule 8.1 and in accordance with section 203D of the Act, at any time the Company may by resolution of the Members, passed at a duly convened General Meeting of the Company:

(i) increase or reduce the number of Directors;

(ii) appoint a new Director to replace a Director who has been removed from office under this rule or whose office has been vacated pursuant to rule 8.7;

(iii) appoint 1 or more additional Directors; and

(iv) appoint a Director as Chairperson.

(b) The new Director appointed under rule 8.5(a)(ii) shall hold office until the date that the person who was removed was due to retire in accordance with rule 8.4(a).

(c) The Members may by resolution remove any Director from office for any reason, provided the removal process is strictly in accordance with section 203D of the Act.

8.6 Method of Appointment

The election of persons to the Board shall take place in the following manner:

(a) any two (2) Members of the Company, or one (1) Member and the Chief Executive Officer, shall be at liberty to nominate persons who satisfy the criteria set out in Governance Policy to serve as a Director;

(b) the nomination, which shall be in writing and signed by the person so nominated, and his proposer and seconder, shall be lodged with the Secretary at least twenty-one (21) days before the Annual General Meeting at which the election is to take place;

(c) a list of the candidates' names in alphabetical order, with the proposers' and seconders' names, shall be posted in a conspicuous place in the registered office of the Company for at least seven (7) days immediately preceding the Annual General Meeting;

(d) balloting lists shall be prepared (if necessary) containing the names of the candidates only in alphabetical order, and each Member present at the Annual General Meeting shall be entitled to vote for any number of such candidates not exceeding the number of vacancies; and

(e) in case there shall not be sufficient number of candidates nominated the Board shall appoint persons to the remaining vacancy or vacancies under rule 8.9.

8.7 Disqualification

The office of a member of the Board shall become vacant if the member:

(a) ceases to be a member of the Board by virtue of the Act;

(b) ceases to be a Member of the Company;

(c) becomes Bankrupt or makes any arrangement or composition with his creditors generally;

(d) becomes prohibited from being a director of a Company;

(e) becomes of unsound mind or a person whose person or estate is liable to be dealt with in any way under the law relating to mental health;

(f) resigns his office as Director by notice in writing to the Company;

(g) is absent for 3 consecutive meetings or 50% of meetings in a 12 month period without permission of the Board;

(h) holds any office of profit under the Company; or

(i) is directly or indirectly interested in any contracted or proposed contract with the Company provided, however, that a member shall not vacate his office by reason of his being a member of any corporation, society or association which has entered or proposes to enter into a contract with the Company if such corporation, society or association is among the class of companies, referred to in rule 3(b) and if he shall have declared that nature of his interest in the manner required by the Act.

8.8 Effect of Vacancy

The continuing Directors may act notwithstanding any vacancy in their number, but for as long as the numbers of Directors is below the minimum fixed by this Constitution, the Directors will not act except in emergencies or for the purpose of filling up vacancies or convening a General Meeting of the Company.

8.9 Filling Casual Vacancies

(a) The Board shall have power at any time, and from time to time, to appoint any person to the Board, either to fill a casual vacancy or as an addition to the existing member of the Board but so that the total number of members of the Board shall not at any time exceed the number fixed in accordance with this Constitution.

(b) Any person appointed:

(i) to fill a casual vacancy, shall hold office until the date that the person who resigned or was removed was due to retire in accordance with rule 8.4; or

(ii) if appointed as an addition to the existing Board members, until the next following Annual General Meeting.

8.10 Duties of Officers of the Company

The Directors, Secretary and any other officers of the Company must comply with the duties imposed on them by the Act and the general law, including the following duties:

(a) care and diligence;

(b) good faith;

(c) disclosure of personal interests;

(d) not to improperly use position or information; and

(e) prevent insolvent trading.

8.11 Director's Fees

(a) Each Director is entitled to the amount of remuneration as the Members in General Meeting decides, having regard to the not-for-profit nature of the Company.

(b) In determining the amount of remuneration, the Members shall take into account that the Company is a not for profit entity and remuneration of Directors is not intended to be commensurate with the remuneration that might otherwise be paid to a director with the same qualifications and experience.

(c) If the Commissioner (in relation to charitable institutions or entities) or the Members has fixed a limit on the amount of remuneration payable to the Directors, the total remuneration of the Directors under this rule must not exceed that limit.

(d) The Directors' remuneration (if any) is considered to accrue from day to day.

9. Powers and Duties of the Board

(a) The business of the Company shall be managed by the Board which shall exercise all the powers of the Company as are not, by the Act or by the provisions of the Constitution, required to be exercised by the Company in General Meeting.

(b) Subject to the Constitution, the provisions of the Act and any resolution as may be prescribed by the Company in General Meeting, no resolution made by the Company in General Meeting will operate to invalidate any prior act of the Board that would have been valid if that resolution had not been made.

(c) The Board may exercise all the powers of the Company to borrow money and to mortgage or charge its property, or any part thereof, and to issue debentures and other securities whether outright or as security for any debt liability, or obligation of the Company.

(d) All cheques, promissory notes, drafts, bills of exchange and other negotiable instruments, and all receipts for money paid to the Company, shall be signed drawn accepted endorsed or otherwise executed, as the case may be, by any two (2) members of the Board or in such other manner as the Board from time to time determines.

(e) The Board may by power of attorney appoint any person or other legal entity, whether nominated directly or indirectly by the Board, to be the attorney or attorneys of the Company for the purposes, with the powers, authorities, and discretions (not exceeding those vested in or exercisable by the Board under the Constitution) for the period and subject to the conditions as the Board thinks fit.

(f) Any power of attorney may contain provisions for the protection and convenience of persons dealing with any such attorney as the Board thinks fit and may also authorise the attorney to delegate all or any of the powers, authorities, and discretions vested in the attorney.

9.2 Minutes

(a) The Board shall cause minutes to be made:

(i) of all appointments of officers and servants;

(ii) of names of members of the Board present at all meetings of the Company and of the Board; and

(iii) of all proceedings at all meetings of the Company and of the Board.

(b) Such minutes shall be signed by the Chairperson of the meeting at which the proceedings were held or by the Chairperson of the next succeeding meeting.

(c) When the minutes have been confirmed under rule 9.2(b), the minutes are, unless and until the contrary is proved, conclusive evidence that:

(i) the General Meeting to which they relate was duly convened and held;

(ii) all proceedings recorded as having taken place at the General Meeting did in fact take place at the General Meeting; and

(iii) all appointments or elections purporting to have been made at the General Meeting have been validly made.

10. Proceedings of the Board

10.1 Meeting Proceedings

(a) The Board may meet together for the dispatch of business, adjourn and otherwise regulate its meetings as it thinks fit.

(b) A member of the Board may at any time and the Secretary shall on the requisition of a member of the Board summon a meeting of the Board.

(c) The Board may extend an invitation to any person or representative of a corporation it considers appropriate to attend Board meetings, provided that any such invitee is not entitled to vote on matters and is bound by the same information and confidentiality provisions applying to the Board.

10.2 Notice of Board Meetings

(a) Subject to the Constitution, notice of a meeting of the Board must be given to each person who is, at the time of giving the notice, a Director, except a Director on a leave of absence approved by the Board.

(b) A notice of a Board meeting:

(i) must specify the date, time and place of the meeting;

(ii) need not state the nature of the business to be transacted at the meeting; and

(iii) may be given in person or by post, telephone, fax or other electronic means.

(c) A Director may waive receipt of a notice of a meeting of the Board by notifying the Board to that effect in person or by post, telephone, fax or other electronic means.

(d) The non-receipt of notice of a meeting of the Board by, or a failure to give notice of a meeting of the Board to, a Director does not invalidate any act, matter or thing done or resolution passed at the meeting if:

(i) the non-receipt or failure occurred by accident or error;

(ii) before or after the meeting, the Director:

A. has waived or waives receipt of the notice of that meeting; or

B. has notified or notifies the Company of his or her agreement to that act, matter, thing or resolution personally or by post, telephone, fax or other electronic means; or

(iii) the Director attended the meeting.

10.3 Quorum

(a) No business may be transacted at a meeting of the Board unless a quorum of Directors is present at the time business is dealt with.

(b) Subject to the Act, the quorum necessary for the transaction of the business of the Board shall be not less than 50% of Directors or such greater number as may be fixed by the Board.

(c) If a quorum is not present within 30 minutes after the time appointed for the meeting of the Board, the meeting stands adjourned to the date, time and place as the Board decides.

(d) If the number of Directors in office at any time is not sufficient to constitute a quorum at a meeting of the Board or is less than the minimum number of Directors fixed under the Constitution, the remaining Directors or Director may only act to the extent that there is an emergency requiring them to act.

10.4 Voting

(a) A meeting of the Board at which a quorum is present may exercise all the powers and discretions vested or exercisable by the Board under the Constitution.

(b) Subject to these regulations questions arising at any meeting of the Board shall be decided by a majority of votes and a determination by a majority of the members of the Board shall for all purposes be deemed a determination of the Board.

(c) In case of an equality of votes the Chairperson of the meeting shall have a second or casting vote.

10.5 Disclosure of Conflicts of Interest and other Interests

(a) A Director who has a Conflict of Interest in a contract or arrangement, or proposed contract or arrangement, in a matter being considered or about to be considered by the Board must disclose the nature of that interest at a meeting of the Board as soon as possible after the relevant facts have come to his or her knowledge and record of such disclosure must be made in the minutes of that meeting.

(b) A Director who has disclosed a Conflict of Interest must not:

(i) be present during any deliberation about that matter;

(ii) receive the relevant Board papers in relation to that matter; or

(iii) cast any vote in relation to that matter,

without the prior approval of the Board.

(c) The Board may make regulations requiring the disclosure of Conflicts of Interest that a Director, and any person considered by the Board to be related to or

associated with a Director, may have in any matter concerning the Company or a related corporation. Any regulations made under this rule bind all Directors.

10.6 Use of Technology at Board Meeting

(a) The linking together by telephone or other electronic means of a sufficient number of the Directors to constitute a quorum constitutes a Board meeting. All the provisions in the Constitution relating to Board meetings apply, so far as they can and with any necessary changes, to Board meetings by telephone or other electronic means.

(b) A Director who takes part in a Board meeting by telephone or other electronic means is taken to be present in person at the meeting.

(c) A Board meeting by telephone or other electronic means is taken to be held at the place decided by the Chairperson of the meeting, as long as at least 1 of the Directors involved was at that place for the duration of the meeting.

10.7 Chairperson

(a) The Board may elect 1 of the Directors as Chairperson and may decide the period for which that Director is to be the Chairperson.

(b) The Board may elect 1 of the Directors as Deputy Chairperson and may decide the period for which that Director is to be the Chairperson.

(c) The Chairperson must (if present within 15 minutes after the time appointed for the meeting and is willing to act) preside as Chairperson at each meeting of the Board.

(d) The Deputy Chairperson shall chair the meeting if:

(i) there is no Chairperson;

(ii) the Chairperson is not present within 15 minutes after the time appointed for the meeting; or

(iii) the Chairperson is present within that time but is not willing to act as Chairperson of the meeting.

10.8 Alternate Directors

(a) Subject to rule 8.1, a Director may, with the prior written approval of the other Directors, appoint a person to be an alternate or substitute Director in his or her place for the period as he or she thinks fit. Any person appointed as an alternate Director must meet the qualification requirements to be a Director under rule 8.2.

(b) An alternate Director is entitled to notice of Board meetings and if the appointer is not present, is entitled to attend and vote in his or her stead.

(c) An alternate Director may exercise any powers that the appointer may exercise and the exercise of any such power by the alternate Director is considered to be the exercise of the power by the appointer.

(d) The appointment of an alternate Director can be terminated at any time by the appointer notwithstanding that the period of the appointment of the alternate Director has not expired, and terminates in any event if the appointer's office as a Director is vacated.

(e) An appointment or the termination of an appointment of an alternate Director must be effected by a notice in writing signed by the Director who makes or made the appointment and served on the Company.

(f) If the Deputy Chairperson is not present at the meeting then the members may choose one of their number to be Chairperson of the meeting.

10.9 Delegation to Committees

(a) The Board may delegate any of its powers to committees consisting of such member or members of the Board as they think fit.

(b) Any committee so formed shall in the exercise of the powers so delegated conform to any regulations that may be imposed on it by the Board.

10.10 Committee Chairperson

(a) A committee may elect a chairperson of its meetings.

(b) If no Committee Chairperson is elected, or if at any meeting the Committee Chairperson is not present within ten (10) minutes after the time appointed for holding the meeting, the members present may choose one of their number to be Committee Chairperson of the meeting.

10.11 Committee Meetings

(a) A committee may meet and adjourn as it thinks proper.

(b) Questions arising at any meeting shall be determined by a majority of votes of the members present, and in the case of an equality of votes the Committee Chairperson shall have a second or casting vote.

10.12 Defect in Appointment

All acts done by any meeting of the Board or of a committee or by any person acting as a Director shall not be invalidated merely because of:

(a) a defect in the appointment of any such Director; or

(b) the person being disqualified from being a member of the Board; or

(c) the person not being entitled to vote,

if that circumstance was not known by the person or the Board (as applicable) when the act was done.

10.13 Resolutions in Writing

(a) A resolution in writing signed by all members of the Board for the time being entitled to receive notice of a meeting of the Board, shall be as valid and effectual as if it had been passed at a meeting of the Board duly convened and held.

(b) Any such resolution may consist of several documents in like form, each signed by one or more members of the Board and if so signed, takes effect on the latest date on which a Director signs 1 of the documents.

(c) A document generated by electronic means which purports to be a facsimile or scanned electronic copy of a resolution of Directors is to be treated as a resolution in writing.

(d) A document bearing a facsimile or scanned electronic copy of a signature is to be treated as signed.

11. Secretary

(a) The Board may appoint a Secretary for such term, at such remuneration and upon such conditions as it thinks fit and may at any time terminate the appointment with or without cause and without giving any reasons.

(b) The Secretary may carry out any act or deed required by the Constitution, the Act or by any other statute to be carried out by the Secretary of the Company.

Part F – General Legal Provisions

12. General Legal Provisions

12.1 Seal

(a) The Board shall provide for the safe custody of the Seal and the circumstances when the Seal shall be used (if at all).

(b) The Seal shall only be used by the authority of the Board or a committee of members of the Board authorised by the Board.

(c) Every instrument to which the Seal is affixed shall be signed by a member of the Board and shall be countersigned by the Secretary or by a second member of the Board or by some other person appointed by the Board for that purpose.

12.2 Records to be Kept

(a) The Board must cause proper accounting and other records to be kept in accordance with the Act.

(b) The Board must distribute copies of every profit and loss account and balance sheet (including every document required by law to be attached thereto) as required by the Act.

12.3 Inspection of Records

(a) Subject to the Act, the Board may determine:

(i) whether and to what extent;

(ii) at what times and places; and

(iii) under what conditions,

the accounting records and other documents of the Company or any of them are open to the inspection of the Member.

(b) The Member does not have the right to inspect any document of the Company except as provided by the Constitution, law or authorised by the Board.

12.4 Audit

(a) The Company must appoint a registered company Auditor whose duties will be regulated in accordance with the Act.

(b) The remuneration of the Auditor must be fixed.

12.5 Amending the Constitution

The Constitution may be amended at any time by special resolution of the Members provided that if an amendment has the potential to affect the endorsement of the Company as a Deductible Gift Recipient, the Commissioner must first provide his or her written consent to that amendment (and any resolution purporting to make the amendment must be expressed to be subject to the receipt of the Commissioner's written consent).

13. Notices

13.1 Persons authorised to give notices generally

(a) A notice by the Company in connection with the Constitution may be given on behalf of the Company by a solicitor, Director or Secretary of the Company.

(b) The signature of a person on a notice given by the Company may be written, printed or stamped.

13.2 Method of giving notices

In addition to the method for giving notices permitted by statute, a notice may be given by the Company to a Member by:

(a) delivering it to the Member personally or to their street address stated in the Register of Members;

(b) posting it by prepaid post to the Member's street or postal address stated in the Register of Members; or

(c) if the Member has nominated a facsimile or e-mail address to the Company, facsimile or e-mail.

13.3 Address for giving notices to the Company

(a) The street and postal address of the Company is its registered office.

(b) The facsimile number or e-mail address of the Company is the number or email address which the Company may specify by written notice to the Members as the facsimile number or e-mail address to which notices may be sent to the Company.

13.4 Time notice is given

A notice is deemed as given by the Company and received by the Member:

(a) if delivered, at the time of delivery;

(b) if sent by facsimile, when the sender of the facsimile receives a confirmation report that all pages of the facsimile have been transmitted to the recipient's facsimile number, but if transmission or receipt is after 5.00 pm WST, it is taken as received on the next Business Day;

(c) if sent electronically, on the next Business Day; and

(d) if posted, on the third Business Day after it was posted.

13.5 Entitlement

Notice of every General Meeting shall be given in any manner hereinbefore authorised to:

(a) every Member, except those Members who (having no registered address) have not supplied to the Company an address for the giving of notice to them; and

(b) the Auditor.

Part G – Indemnities and Insurance

14. Officers: Indemnities and Insurance

14.1 Indemnities

To the extent permitted by law:

(a) every person who is or has been an Officer of the Company or of a subsidiary of the Company will be indemnified out of the property of the Company against any liability for costs and expenses incurred by that person in defending any Proceedings in which judgment is given in that person's favour, or in which the person is acquitted, or in connection with an application in relation to any Proceedings in which the Court grants relief to the person under the Act; and

(b) every person who is or has been an Officer of the Company or of a subsidiary of the Company will be indemnified out of the property of the Company against any liability to another person (other than the Company or a related body corporate of the Company) where the liability is incurred by the Officer in his or her capacity as an Officer of the Company or a subsidiary of the Company provided that this indemnity shall not apply where the liability arises out of conduct involving a lack of good faith.

14.2 Payment for Insurance Premiums

To the extent permitted by law the Company may pay, or agree to pay, a premium in respect of a contract insuring a person who is or has been an Officer of the Company or of a subsidiary of the Company against a liability:

(a) incurred by the person in his capacity as an Officer of the Company or a subsidiary of the Company provided that the liability does not arise out of conduct involving a wilful breach of duty in relation to the Company or a subsidiary of the Company or a contravention of sections 182 or 183 of the Act; or

(b) for costs and expenses incurred by that person in defending Proceedings, whatever their outcome.

Part H – Winding Up and Loss of Endorsement

15.1 Winding Up

If upon the winding up or dissolution of the Company, there remains, after satisfaction of all its debts and liabilities, any money or property other than Surplus Gifts, the same must not be paid to or distributed among the Members but will be distributed as follows:

(a) any land or premises the subject of an agreement with the Housing Authority requiring such transfer, must be transferred to another Registered Community Housing Organisation which is a Deductible Gift Recipient that is approved by the Housing Authority (if approval is required by that agreement) or to the Housing Authority;

(b) money and any other remaining property must be transferred to:

(i) the same Registered Community Housing Organisation that receives land or premises under rule 15.1(a); or

(ii) another Registered Community Housing Organisation which is a Deductible Gift Recipient; or

(iii) any other institution, fund, authority or entity which:

A. has similar objects to the Objects;

B. is a Deductible Gift Recipient; and

C. prohibits distribution of its income and property among its members and directors (if any) to an extent at least as great as imposed on the Company by rule 3(a).

15.2 Surplus Gifts

If upon the earlier of the winding up or dissolution of the Company or, if the Company is endorsed as a Deductible Gift Recipient, the revocation of the Company's endorsement, there remains, after satisfaction of all its debts and liabilities, any Surplus Gifts, the same must not be paid to or distributed among the Members but will be distributed to another institution, fund or authority mentioned in rule 15.1(b)(iii).

AUDITOR'S INDEPENDENCE DECLARATION

Bentleys
THINKING AHEAD

Bentleys Audit & Corporate (WA) Pty Ltd
London House
Level 3,
216 St Georges Terrace
Perth WA 6000

PO Box 7775
Cloisters Square WA 6850

ABN 33 121 222 802

T +61 8 9226 4500
F +61 8 9226 4300

bentleys.com.au

To The Board of Directors

Auditor's Independence Declaration

As lead audit director for the audit of the financial statements of Access Housing Australia Limited for the financial year ended 30 June 2017, I declare that to the best of my knowledge and belief, there have been no contraventions of:

- the auditor independence requirements of the *Corporations Act 2001* in relation to the audit; and
- any applicable code of professional conduct in relation to the audit.

Yours faithfully

Bentleys

BENTLEYS
Chartered Accountants

Mark Delaurentis

MARK DELAURENTIS CA
Director

Dated at Perth this 27th day of September 2017

KRESTON

A member of Bentleys, a network of independent accounting and consulting Australia, New Zealand and China trade as Bentleys. All members of the Bentleys Network are affiliated only and are separate accountants and not in Partnership. Liability limited by a scheme approved under Professional Standards Legislation.

Accountants
Auditors
Advisors

STATEMENT OF PROFIT OR LOSS AND OTHER COMPREHENSIVE INCOME

for the year ended 30 June 2017
Access Housing Australia Limited

	NOTE	2017 $ '000	2016 $ '000
Revenue	2	24,883	48,472
Cost of goods sold	7	(2,907)	(1,244)
		21,976	47,228
Other income		346	133
Employee benefits expense		(7,929)	(7,754)
Depreciation and amortisation expense	3	(3,243)	(2,917)
Doubtful debts expense	3	(353)	(247)
Rental expense	3	(362)	(360)
Property expenses	3	(3,730)	(3,755)
Ongoing maintenance expenses	3	(2,884)	(2,923)
Finance expenses		(758)	(545)
Other expenses		(2,172)	(1,995)
Impairment loss on properties	3	(297)	(209)
Projects costs	3	(1,506)	-
Share of net profit from Joint Venture operations	11	-	42
(Loss) / Profit before income tax expense		(912)	26,698
Income tax benefit	4	44	30
(Loss) / Profit for the year after tax		(868)	26,728
Other comprehensive income		-	-
Total comprehensive (loss) / income for the year		**(868)**	**26,728**

The accompanying notes form part of these financial statements.

STATEMENT OF FINANCIAL POSITION

as at 30 June 2017, Access Housing Australia Limited

	NOTE	2017 $ '000	2016 $ '000
CURRENT ASSETS			
Cash and cash equivalents	5	721	3,455
Trade and other receivables	6	3,468	4,459
Inventories	7	10,711	277
Current tax assets	4	1	21
TOTAL CURRENT ASSETS		**14,901**	**8,212**
NON CURRENT ASSETS			
Deferred tax assets	4	85	41
Property, plant and equipment	8	176,221	156,796
Development projects in progress	9	5,895	18,225
Intangible assets	10	663	771
TOTAL NON CURRENT ASSETS		**182,864**	**175,833**
TOTAL ASSETS		**197,765**	**184,045**
CURRENT LIABILITIES			
Trade and other payables	12	3,608	6,832
Provisions	14	960	745
TOTAL CURRENT LIABILITIES		**4,568**	**7,577**
NON-CURRENT LIABILITIES			
Other payable	12	-	15
Provisions	14	268	156
Financial liabilities	13	39,500	22,000
TOTAL NON-CURRENT LIABILITIES		**39,768**	**22,171**
TOTAL LIABILITIES		**44,336**	**29,748**
NET ASSETS		**153,429**	**154,297**
EQUITY			
Retained earnings		153,429	154,297
TOTAL EQUITY		**153,429**	**154,297**

The accompanying notes form part of these financial statements.

STATEMENT OF CASH FLOWS

for the year ended 30 June 2017
Access Housing Australia Limited

	NOTE	2017 $ '000	2016 $ '000
CASH FLOW FROM OPERATING ACTIVITIES			
Rental income received		16,849	16,885
Proceeds from development property sales		3,327	1,485
Other receipts		444	300
Receipt of grants		3,337	3,465
Interest received		31	24
Payments to suppliers and employees		(16,947)	(17,887)
Payments for development properties held for sale		(9,829)	(7,261)
Finance costs paid		(776)	(535)
Tax refund / (Tax paid)		20	(27)
Net cash used in operating activities	17	**(3,544)**	**(3,551)**
CASH FLOWS FROM INVESTING ACTIVITIES			
Proceeds from sale of property, plant and equipment		-	25
Payments for property, plant and equipment		(464)	(631)
Payments for development projects		(16,200)	(4,705)
Payment for intangible assets		(26)	(62)
Distributions from Joint Ventures		-	96
Net cash used in investing activities		**(16,690)**	**(5,277)**
CASH FLOW FROM FINANCING ACTIVITIES			
Proceeds from borrowings		17,500	9,000
Net cash from financing activities		**17,500**	**9,000**
Net (decrease) / increase in cash and cash equivalents		(2,734)	172
Cash and cash equivalents at the beginning of the financial year		3,455	3,283
Cash and cash equivalents at the end of the financial year	5	**721**	**3,455**

The accompanying notes form part of these financial statements.

STATEMENT OF CHANGES IN EQUITY

for the year ended 30 June 2017
Access Housing Australia Limited

	RETAINED EARNINGS $ '000
Balance as at 1 July 2015	127,569
Profit for the year	26,728
Other comprehensive income for the year	-
Total comprehensive income for the year	26,728
Balance at 30 June 2016	**154,297**
Balance as at 1 July 2016	**154,297**
Loss for the year	(868)
Other comprehensive income for the year	-
Total comprehensive loss for the year	(868)
Balance at 30 June 2017	**153,429**

The accompanying notes form part of these financial statements.

NOTES TO THE FINANCIAL STATEMENTS

for the year ended 30 June 2017
Access Housing Australia Limited

NOTE 1. STATEMENT OF SIGNIFICANT ACCOUNTING POLICIES

The financial statements comprise the consolidated financial statements of the Group. Access Housing Australia Limited (Access Housing) is incorporated and domiciled in Australia. Access Housing Australia Limited is a not-for-profit Company limited by guarantee and governed by the *Corporations Act 2001* and the *Australian Charities and Not-for-profits Commission Act 2012*. The address of its registered office and its principal place of business is Level 1, 39 Adelaide Street, Fremantle WA 6160.

BASIS OF PREPARATION

The financial statements are general purpose financial statements that have been prepared in accordance with Australian Accounting Standards (including Australian Accounting Interpretations) and the *Corporations Act 2001*.

Australian Accounting Standards set out accounting policies that the AASB has concluded would result in a financial report containing relevant and reliable information about transactions, events and conditions to which they apply. Material accounting policies adopted in the preparation of this financial report are presented below. They have been consistently applied unless otherwise stated.

The financial report has been prepared on an accruals basis and is based on historical costs, modified, where applicable, by the measurement at fair value of selected non-current assets, financial assets and financial liabilities.

The financial statements are presented in Australian dollars, which is the company's functional currency. The company is a company of the kind referred to in ASIC Class Order 98/100, dated 10 July 1998, and in accordance with that Class Order amounts in the director's report and the financial statements are rounded off to the nearest thousand dollars, unless otherwise indicated.

The financial statements were authorised for issue on 27 September 2017 by the directors of the Company.

ACCOUNTING POLICIES

BASIS OF CONSOLIDATION

The consolidated financial statements incorporate the financial statements of the Group and entities (including structured entities) controlled by the Group and its subsidiaries. Control is achieved when the Group:

- has power over the investee;
- is exposed, or has rights, to variable returns from its involvement with the investee; and
- has the ability to use its power to affect its returns.

The Group reassesses whether or not it controls an investee if facts and circumstances indicate that there are changes to one or more of the three elements of control listed above.

When the Group has less than a majority of the voting rights of an investee, it has power over the investee when the voting rights are sufficient to give it the practical ability to direct the relevant activities of the investee unilaterally. The Group considers all relevant facts and circumstances in assessing whether or not the Group's voting rights in an investee are sufficient to give it power, including:

- the size of the Group's holding of voting rights relative to the size and dispersion of holdings of the other vote holders;
- potential voting rights held by the Group, other vote holders or other parties;
- rights arising from other contractual arrangements; and
- any additional facts and circumstances that indicate that the Group has, or does not have, the current ability to direct the relevant activities at the time that decisions need to be made, including voting patterns at previous shareholders' meetings.

Consolidation of a subsidiary begins when the Group obtains control over the subsidiary and ceases when the Group loses control of the subsidiary. Specifically, income and expenses of a subsidiary acquired or disposed of during the year are included in the consolidated Statement of Profit or Loss and Other comprehensive Income from the date the Group gains control until the date when the Group ceases to control the subsidiary.

Profit or loss and each component of other comprehensive income are attributed to the owners of the Group and to the non-controlling interests. Total comprehensive income of subsidiaries is attributed to the owners of the Group and to the non-controlling interests even if this results in the non-controlling interests having a deficit balance.

When necessary, adjustments are made to the financial statements of subsidiaries to bring their accounting policies into line with the Group's accounting policies.

All intragroup assets and liabilities, equity, income, expenses and cash flows relating to transactions between members of the Group are eliminated in full on consolidation.

A. REVENUE

Revenue including rental income is recognised upon the delivery of the service to the customer.

Grant revenue is recognised in the Statement of Profit or Loss and Other Comprehensive Income when the Group obtains control of the grant and it is probable that the economic benefits gained from the grant will flow to the Group and the amount of the grant can be measured reliably.

When grant revenue is received and the Group incurs an obligation to deliver economic value directly back to the contributor, this is considered a reciprocal transaction and the grant revenue is deferred in the statement of financial position until the service has been delivered to the contributor, otherwise the grant is recognised as income on receipt.

Access Housing receives non-reciprocal contributions of assets from the Government for no nominal value. These assets are recognised at fair value on the date of acquisition in the Statement of Financial Position with a corresponding amount of income recognised in the Statement of Profit or Loss and Other Comprehensive Income. The gain or loss on disposal is calculated as the difference between the carrying amount of the asset at the time of disposal and the net proceeds on disposal.

Revenue from properties held for sales is recognised when the equitable interest in a property is vested in the buyer and the risks and rewards of ownership have been transferred.

Donations and bequests are recognised as revenue when received.

Access Housing has contractual relationships with the Government of Western Australia Housing Authority where Access Housing has management rights to the Government of Western Australia Housing Authority properties. Access Housing is entitled to receive rental income from these properties and has an ongoing commitment to ensure that they are maintained on an ongoing basis which, depending on the condition and age of the properties, will include some extensive renovation costs on a cyclical basis.

All revenue is stated net of the amount of goods and services tax (GST).

Interest income from a financial asset is recognised when it is probable that the economic benefits will flow to the Group and the amount of revenue can be measured reliably. Interest income is accrued on a time basis, by reference to the principal outstanding and at the effective interest rate applicable, which is the rate that exactly discounts estimated future cash receipts through the expected life of the financial asset to that asset's net carrying amount on initial recognition.

Dividend income is recognised at the time the right to receive payment is established.

B. INVESTMENTS IN ASSOCIATES AND JOINT VENTURES

An associate is an entity over which the Group has significant influence. Significant influence is the power to participate in the financial and operating policy decisions of the investee but is not control or joint control over those policies.

A joint venture is a joint arrangement whereby the parties that have joint control of the arrangement have rights to the net assets of the joint arrangement. Joint control is the contractually agreed sharing of control of an arrangement, which exists only when decisions about the relevant activities require unanimous consent of the parties sharing control.

The results and assets and liabilities of associates or joint ventures are incorporated in these consolidated financial statements using the equity method of accounting, except when the investment, or a portion thereof, is classified as held for sale, in which case it is accounted for in accordance with AASB 5. Under the equity method, an investment in an associate or a joint venture is initially recognised in the Statement of Financial Position at cost and adjusted thereafter to recognise the Group's share of the profit or loss and other comprehensive income of the associate or joint venture. When the Group's share of losses of an associate or a joint venture exceeds the Group's interest in that associate or joint venture (which includes any long-term interests that, in substance, form part of the Group's net investment in the associate or joint venture), the Group discontinues recognising its share of further losses. Additional losses are recognised only to the extent that the Group has incurred legal or constructive obligations or made payments on behalf of the associate or joint venture.

An investment in an associate or a joint venture is accounted for using the equity method from the date on which the investee becomes an associate or a joint venture. On acquisition of the investment in an associate or a joint venture, any excess of the cost of the investment over the Group's share of the net fair value of the identifiable assets and liabilities of the investee is recognised as goodwill, which is included within the carrying amount of the investment. Any excess of the Group's share of the net fair value of the identifiable assets and liabilities over the cost of the investment, after reassessment, is recognised immediately in profit or loss in the period in which the investment is acquired.

The requirements of AASB 139 are applied to determine whether it is necessary to recognise any impairment loss with respect to the Group's investment in an associate or a joint venture. When necessary, the entire carrying amount of the investment (including goodwill) is tested for impairment in accordance with AASB 136 *Impairment of Assets* as a single asset by comparing its recoverable amount (higher of value in use and fair value less costs to sell) with its carrying amount. Any impairment loss recognised forms part of the carrying amount of the investment. Any reversal of that impairment loss is recognised in accordance with AASB 136 *Impairment of Assets* to the extent that the recoverable amount of the investment subsequently increases.

The Group discontinues the use of the equity method from the date when the investment ceases to be an associate or a joint venture, or when the investment is classified as held for sale. When the Group retains an interest in the former associate or joint venture and the retained interest is a financial asset, the Group measures the retained interest at fair value at that date and the fair value is regarded as its fair value on initial recognition in accordance with AASB 139. The difference between the carrying amount of the associate or joint venture at the date the equity method was discontinued, and the fair value of any retained interest and any proceeds from disposing of a part interest in the associate or joint venture is included in the determination of the gain or loss on disposal of the associate or joint venture. In addition, the Group accounts for all amounts previously recognised in other comprehensive income in relation to that

associate or joint venture on the same basis as would be required if that associate or joint venture had directly disposed of the related assets or liabilities. Therefore, if a gain or loss previously recognised in other comprehensive income by that associate or joint venture would be reclassified to profit or loss on the disposal of the related assets or liabilities, the Group reclassifies the gain or loss from equity to profit or loss (as a reclassification adjustment) when the equity method is discontinued.

The Group continues to use the equity method when an investment in an associate becomes an investment in a joint venture or an investment in a joint venture becomes an investment in an associate. There is no remeasurement to fair value upon such changes in ownership interests.

When the Group reduces its ownership interest in an associate or a joint venture but the Group continues to use the equity method, the Group reclassifies to profit or loss the proportion of the gain or loss that had previously been recognised in other comprehensive income relating to that reduction in ownership interest if that gain or loss would be reclassified to profit or loss on the disposal of the related assets or liabilities.

When a group entity transacts with an associate or a joint venture of the Group, profits and losses resulting from the transactions with the associate or joint venture are recognised in the Group's consolidated financial statements only to the extent of interests in the associate or joint venture that are not related to the Group.

C. PROPERTY, PLANT AND EQUIPMENT

Each class of property, plant and equipment is carried at cost or fair value less, where applicable, any accumulated depreciation and impairment losses.

PROPERTY

Freehold land and buildings that have been contributed at no cost are recognised at the fair value of the asset at the date that it is received.

The cost of property constructed within the Group includes the cost of materials, direct labour and borrowing costs.

PLANT AND EQUIPMENT

Plant and equipment are measured on the cost basis and therefore carried at cost less accumulated depreciation and any accumulated impairment. In the event the carrying amount of plant and equipment is greater than the estimated recoverable amount, the carrying amount is written down immediately to the estimated recoverable amount. A formal assessment of recoverable amount is made when impairment indicators are present.

The carrying amount of plant and equipment is reviewed annually by the directors to ensure it is not in excess of the recoverable amount from these assets. The recoverable amount is assessed on the basis of depreciated replacement cost.

DEPRECIATION

The depreciable amount of all fixed assets, including buildings but excluding freehold land, is depreciated on a straight-line basis over the asset's useful life to the Group commencing from the time the asset is available for use. Leasehold improvements are depreciated over the shorter of either the unexpired period of the lease or the estimated useful lives of the improvements.

The following useful lives are used in the calculation of depreciation:

Class of Fixed Asset	Useful life
Buildings and improvements	3 – 40 years
Plant and equipment	2 – 10 years
Motor vehicles	3 – 8 years

The assets' residual values and useful lives are reviewed, and adjusted if appropriate, at the end of each reporting period.

Gains and losses on disposals are determined by comparing proceeds with the carrying amount. These gains and losses are included in the Statement of Profit or Loss and Other Comprehensive Income.

DEVELOPMENT PROJECTS IN PROGRESS

Capital work in progress is measured at cost. Cost includes both the fixed and variable cost relating to the specific contracts and those costs that are attributable to the contract activity in general and that can be allocated on a reasonable basis.

REVALUATIONS

The Group's policy is to have its secured properties valued on at least a three year basis in compliance with the finance facility agreement. The directors elected to value the non-secured properties on a three year basis or where it believes there is an indication that its property assets have been impaired.

EQUITY PROJECTS

Equity projects represent the investments in properties jointly owned by the Group and the Government of Western Australia Housing Authority. The Group has contributed between 2% and 20% of the capital value of the properties. These are recognised at cost.

D. INVENTORIES

Inventories comprise the development property units identified for sale and are valued at the lower of cost and net realisable value. Net realisable value is the estimated selling price in the ordinary course of business less the estimated costs of completion and the estimated costs necessary to make the sale.

The cost of inventories includes fixed and variable costs relating to the specific contracts and those costs that are attributable to the contract activity in general and that can be allocated on a reasonable basis.

E. BORROWINGS

Borrowings are initially recognised at fair value, net of transaction costs incurred. Borrowings are subsequently measured at amortised cost. Any difference between the proceeds (net of transaction costs) and the redemption amount is recognised in the income statement over the period of the borrowings using the effective interest method.

Borrowings are classified as current liabilities unless the Group has an unconditional right to defer settlement of the liability for at least 12 months after the balance sheet date.

F. BORROWING COSTS

Borrowing costs directly attributable to the acquisition or construction of qualifying assets, which are assets that necessarily take a substantial period of time to get ready for their intended use or sale, are added to the cost of the assets, until such time as the assets are substantially ready for their intended use.

All other borrowing costs are recognised in Statement of Profit or Loss and Other Comprehensive Income in the period in which they are incurred.

G. LEASES

Lease payments for operating leases, where substantially all the risks and benefits remain with the lessor, are charged as expenses on a straight-line basis over the lease term.

H. FINANCIAL INSTRUMENTS

INITIAL RECOGNITION AND MEASUREMENT

Financial assets and financial liabilities are recognised when the Group becomes a party to the contractual provisions to the instrument. For financial assets, this is equivalent to the date that the Group commits itself to either the purchase or sale of the asset (i.e. trade date accounting is adopted).

Financial instruments are initially measured at fair value plus transaction costs, except where the instrument is classified "at fair value through profit or loss", in which case transaction costs are expensed to profit or loss immediately.

CLASSIFICATION AND SUBSEQUENT MEASUREMENT

Financial instruments are subsequently measured at fair value, amortised cost using the effective interest method, or cost.

Amortised cost is calculated as the amount at which the financial asset or financial liability is measured at initial recognition less principal repayments and any reduction for impairment, and adjusted for any cumulative amortisation of the difference between that initial amount and the maturity amount calculated using the effective interest method.

(i) Financial assets at fair value through profit or loss

Financial assets are classified at fair value through profit or loss when they are held for trading for the purpose of short term profit taking, derivatives not held for hedging purposes, or when they are designated as such to avoid an accounting mismatch or to enable performance evaluation where a group of financial assets is managed by key management personal on a fair value basis in accordance with a documented risk management or investment strategy. Such assets are subsequently measured at fair value with changes in fair value (i.e. gains or losses) being recognised in profit or loss.

(ii) Loans and receivables

Loans and receivables are non-derivative financial assets with fixed or determinable payments that are not quoted in an active market and are subsequently measured at amortised cost.

(iii) Held-to-maturity investments

Held-to-maturity investments are non-derivative financial assets that have fixed maturities and fixed or determinable payments, and it is the Group's intention to hold these investments to maturity. They are measured at amortised cost using the effective interest method less any impairment.

(iv) Financial Liabilities

Non-derivative financial liabilities other than financial guarantees are subsequently measured at amortised cost.

(v) Impairment

At the end of each reporting period, the Group assesses whether there is objective evidence that a financial instrument has been impaired.

In the case of available-for-sale financial assets, a prolonged decline in the value of the instrument is considered to constitute a loss event. Impairment losses are recognised in profit or loss immediately. Also, any cumulative decline in fair value previously recognised in other comprehensive income is reclassified to profit or loss at this point.

(vi) Derecognition

Financial assets are derecognised where the contractual rights to receipt of cash flows expires or the asset is transferred to another party whereby the Group no longer has any significant continuing involvement in the risks and benefits associated with the asset. Financial liabilities are derecognised where the related obligations are discharged, cancelled or expired. The difference between the carrying value of the financial liability, which is extinguished or transferred to another party and the fair value of consideration paid, including the transfer on non-cash assets or liabilities assumed, is recognised in profit or loss.

I. IMPAIRMENT OF ASSETS

At the end of each reporting period, the Group reviews the carrying value of its tangible and intangible assets to determine whether there is any indication that those assets may have been impaired. If such an indication exists, an impairment test is carried out on the asset by comparing the recoverable amount of the asset, being the higher of the asset's fair value less costs to sell and value in use, to the asset's carrying amount. Any excess of the asset's carrying amount over its recoverable amount is recognised immediately in profit or loss.

Where the future economic benefits of the asset are not primarily dependent on the asset's ability to generate net cash inflows and when the Group would, if deprived of the asset, replace its remaining future economic benefits, value in use is determined as the depreciated replacement cost of an asset.

Where it is not possible to estimate the recoverable amount of an asset class, the Group estimates the recoverable amount of the cash-generating unit to which the class of assets belong.

J. EMPLOYEE BENEFITS

Provision is made for the Group's liability for employee benefits arising from services rendered by employees to the end of the reporting period.

Contributions are made by the Group to an employee superannuation fund and are charged as expenses when incurred.

K. MAINTENANCE COSTS

Day to day servicing costs or maintenance are charged to profit or loss when expenses are incurred, except where they relate to the replacement of a part or components of an asset, which extends its life or increases the value of the asset in which case the costs are capitalised within property plant and equipment.

L. CASH AND CASH EQUIVALENTS

Cash and cash equivalents include cash on hand, deposits available on demand with banks and other short-term highly liquid investments.

M. GOODS AND SERVICES TAX ("GST")

Revenues, expenses and assets are recognised net of the amount of GST, except where the amount of GST incurred is not recoverable from the Australian Tax Office ("ATO").

Receivables and payables are stated inclusive of the amount of GST. The net amount of GST recoverable from, or payable to, the ATO is included with other receivables or payables in the statement of financial position.

Cash flows are presented on a gross basis. The GST components of cash flows arising from investing or financing activities which are recoverable from, or payable to, the ATO are presented as operating cash flows included in receipts from customers or payments to suppliers.

N. INCOME TAX

Income tax expense represents the sum of the tax currently payable and deferred tax.

CURRENT TAX

The current income tax payable is based on taxable profit for the year. Taxable profit differs from profit before tax as reported in the consolidated Statement of Profit or Loss and Other Comprehensive Income because of items of income or expense that are taxable or deductible in other years and items that are never taxable or deductible. The Group's current tax is calculated using tax rates that have been enacted or substantively enacted by the end of the reporting period.

DEFERRED TAX

Deferred tax is recognised on temporary differences between the carrying amounts of assets and liabilities in the consolidated financial statements and the corresponding tax bases used in the computation of taxable profit. Deferred tax liabilities are generally recognised for all taxable temporary differences. Deferred tax assets are generally recognised for all deductible temporary differences to the extent that it is probable that taxable profits will be

available against which those deductible temporary differences can be utilised. Such deferred tax assets and liabilities are not recognised if the temporary difference arises from the initial recognition (other than in a business combination) of assets and liabilities in a transaction that affects neither the taxable profit nor the accounting profit. In addition, deferred tax liabilities are not recognised if the temporary difference arises from the initial recognition of goodwill.

Deferred tax liabilities are recognised for taxable temporary differences associated with investments in subsidiaries and associates, and interests in joint ventures, except where the Group is able to control the reversal of the temporary difference and it is probable that the temporary difference will not reverse in the foreseeable future. Deferred tax assets arising from deductible temporary differences associated with such investments and interests are only recognised to the extent that it is probable that there will be sufficient taxable profits against which to utilise the benefits of the temporary differences and they are expected to reverse in the foreseeable future.

The carrying amount of deferred tax assets is reviewed at the end of each reporting period and reduced to the extent that it is no longer probable that sufficient taxable profits will be available to allow all or part of the asset to be recovered.

Deferred tax assets and liabilities are measured at the tax rates that are expected to apply in the period in which the liability is settled or the asset realised, based on tax rates (and tax laws) that have been enacted or substantively enacted by the end of the reporting period. The measurement of deferred tax liabilities and assets reflects the tax consequences that would follow from the manner in which the Group expects, at the end of the reporting period, to recover or settle the carrying amount of its assets and liabilities.

Deferred tax liabilities and assets are offset when there is a legally enforceable right to set off current tax assets against current tax liabilities and when they relate to income taxes levied by the same taxation authority and the Group intends to settle its current tax assets and liabilities on a net basis.

O. INTANGIBLES

COMPUTER SOFTWARE

Computer software is initially recorded at cost, has a finite life and is carried at cost less any accumulated amortisation and impairment losses. It has an estimated useful life of 3 to 8 years and is assessed annually for impairment.

The development expenditure of computer software developed within the Group includes costs of services and costs of employee benefits arising from the generation of the asset.

DERECOGNITION OF INTANGIBLE ASSETS

An intangible asset is derecognised on disposal, or when no future economic benefits are expected from use or disposal. Gains or losses arising from derecognition of an intangible asset, measured as the difference between the net disposal proceeds and the carrying amount of the asset are recognised in profit or loss when the asset is derecognised.

P. PROVISIONS

Provisions are recognised when the Group has a legal or constructive obligation, as a result of past events, for which it is probable that an outflow of economic benefits will result and that outflow can be reliably measured. Provisions recognised represent the best estimate of the amounts required to settle the obligation at the end of the reporting period.

Q. TRADE AND OTHER PAYABLES

Trade and other payables represent the liability outstanding at the end of the reporting period for goods and services received by the Group during the reporting period which remain unpaid. The balance is recognised as a current liability with the amounts normally paid within 30 days of the recognition of the liability.

R. COMPARATIVE FIGURES

Where required by Accounting Standards, comparative figures have been adjusted to conform with changes in presentation for the current financial year.

S. FAIR VALUE OF ASSETS AND LIABILITIES

The Group measures some of its assets and liabilities at fair value on either a recurring or non-recurring basis, depending on the requirements of the applicable Accounting Standard.

Fair value is the price the Group would receive to sell an asset or would have to pay to transfer a liability in an orderly (i.e. unforced) transaction between independent, knowledgeable and willing market participants at the measurement date.

As fair value is a market-based measure, the closest equivalent observable market pricing information is used to determine fair value. Adjustments to market values may be made having regard to the characteristics of the specific asset or liability. The fair values of assets and liabilities that are not traded in an active market are determined using one or more valuation techniques. These valuation techniques

maximise, to the extent possible, the use of observable market data.

To the extent possible, market information is extracted from either the principal market for the asset or liability (i.e. the market with the greatest volume and level of activity for the asset or liability) or, in the absence of such a market, the most advantageous market available to the entity at the end of the reporting period (i.e. the market that maximises the receipts from the sale of the asset or minimises the payments made to transfer the liability, after taking into account transaction costs and transport costs).

For non-financial assets, the fair value measurement also takes into account a market participant's ability to use the asset in its highest and best use or to sell it to another market participant that would use the asset in its highest and best use.

The fair value of liabilities and the entity's own equity instruments (excluding those related to share-based payment arrangements) may be valued, where there is no observable market price in relation to the transfer of such financial instruments, by reference to observable market information where such instruments are held as assets. Where this information is not available, other valuation techniques are adopted and, where significant, are detailed in the respective note to the financial statements.

VALUATION TECHNIQUES

In the absence of an active market for an identical asset or liability, the Group selects and uses one or more valuation techniques to measure the fair value of the asset or liability. The Group selects a valuation technique that is appropriate in the circumstances and for which sufficient data is available to measure fair value. The availability of sufficient and relevant data primarily depends on the specific characteristics of the asset or liability being measured. The valuation techniques selected by the Group are consistent with one or more of the following valuation approaches:

Market approach: valuation techniques that use prices and other relevant information generated by market transactions for identical or similar assets or liabilities.

Income approach: valuation techniques that convert estimated future cash flows or income and expenses into a single discounted present value.

Cost approach: valuation techniques that reflect the current replacement cost of an asset at its current service capacity.

Each valuation technique requires inputs that reflect the assumptions that buyers and sellers would use when pricing the asset or liability, including assumptions about risks. When selecting a valuation technique, the Group gives priority to those techniques that maximise the use of observable inputs and minimise the use of unobservable inputs. Inputs that are developed using market data (such as publicly available information on actual transactions) and reflect the assumptions that buyers and sellers would generally use when pricing the asset or liability are considered observable, whereas inputs for which market data is not available and therefore are developed using the best information available about such assumptions are considered unobservable.

FAIR VALUE HIERARCHY

AASB 13 requires the disclosure of fair value information by level of the fair value hierarchy, which categorises fair value measurements into one of three possible levels based on the lowest level that an input that is significant to the measurement can be categorised into as follows:

Level 1

Measurements based on quoted prices (unadjusted) in active markets for identical assets or liabilities that the entity can access at the measurement date.

Level 2

Measurements based on inputs other than quoted prices included in Level 1 that are observable for the asset or liability, either directly or indirectly.

Level 3

Measurements based on unobservable inputs for the asset or liability.

The fair values of assets and liabilities that are not traded in an active market are determined using one or more valuation techniques. These valuation techniques maximise, to the extent possible, the use of observable market data. If all significant inputs required to measure fair value are observable, the asset or liability is included in Level 2. If one or more significant inputs are not based on observable market data, the asset or liability is included in Level 3.

The Group would change the categorisation within the fair value hierarchy only in the following circumstances:

(i) if a market that was previously considered active (Level 1) became inactive (Level 2 or Level 3) or vice versa; or

(ii) if significant inputs that were previously unobservable (Level 3) became observable (Level 2) or vice versa.

When a change in the categorisation occurs, the Group recognises transfers between levels of the fair value hierarchy (i.e. transfers into and out of each level of the fair value hierarchy) on the date the event or change in circumstances occurred.

T. OTHER KEY ESTIMATES

The directors evaluate estimates and judgments incorporated into the financial report based on historical knowledge and best available current information. Estimates assume a reasonable expectation of future events and are based on current trends and economic data, obtained both externally and within the Group.

VALUATION OF LAND AND BUILDINGS

The Group engaged the services of independent Valuation companies not related to the Group to conduct the valuation of land and buildings. During the financial year ending on 30 June 2017 the Group has undertaken valuations of properties identified for potential sale.

Based on these independent valuations an impairment loss of $297,000 (2016: $209,000) was recognised to reduce the carrying amount to be in line with the independent valuations.

ESTIMATION OF USEFUL LIVES OF ASSETS

The Group determines the estimated useful lives and related depreciation and amortisation charges for its property, plant and equipment, and finite life intangible assets.

The useful lives could change significantly as a result of technical innovations or some other event. The depreciation and amortisation charge will increase where the useful lives are less than previously estimated lives, or technically obsolete or non-strategic assets that have been abandoned or sold will be written off or written down.

IMPAIRMENT OF TRADE AND OTHER RECEIVABLES

Included in accounts receivable is an allowance for doubtful debts of Trade and Other Receivables of $502,000 (2016: $371,000). This is based on the historical level of bad debts written-off as unrecoverable and the age of the related debts.

CAPITALISED MAJOR MAINTENANCE

The Group capitalises major maintenance costs which are outside the scope of routine day to day maintenance. The Directors believe these costs improve the properties and allow the Group to continue to generate income from these assets.

The improvements for leasehold properties are depreciated over the shorter of the estimated useful life of that improvement and unexpired term of lease if applicable.

U. CHANGE IN ACCOUNTING POLICY

From this year, the Group undertakes property development sales in the course of its ordinary activities. Income from these sales is considered part of the Group's main revenue streams and accordingly the income is presented as Revenue and the carrying amount of the properties sold is presented as Cost of Sales. Development units identified for sale are presented as Inventories.

The Group had previously presented the development sales as Gain or Loss on Disposal of Assets and the carrying amount of the properties as Property, Plant and Equipment.

The change in accounting policy is applied retrospectively.

V. APPLICATION OF NEW AND REVISED ACCOUNTING STANDARDS

NEW, REVISED OR AMENDING ACCOUNTING STANDARDS AND INTERPRETATIONS ADOPTED

The Group has adopted all of the new, revised or amending Accounting Standards and Interpretations issued by the Australian Accounting Standards Board ('AASB') that are mandatory for the current reporting period. The adoption of these Accounting Standards and Interpretations did not have any significant impact on the financial performance or position of the Group during the financial year.

Any new, revised or amending Accounting Standards or Interpretations that are not yet mandatory have not been early adopted.

NEW ACCOUNTING STANDARDS AND INTERPRETATIONS NOT YET MANDATORY OR EARLY ADOPTED

Australian Accounting Standards and Interpretations that have recently been issued or amended, but are not yet mandatory, have not been early adopted by the Group for the annual reporting period ended 30 June 2017. The Group's assessment of the impact of these new or amended Accounting Standards and Interpretations, most relevant to the Group, are set out below.

AASB 9: Financial Instruments and associated Amending Standards *(applicable to annual reporting periods beginning on or after 1 January 2018).*	The Standard will be applicable retrospectively and includes revised requirements for the classification and measurement of financial instruments, revised recognition and derecognition requirements for financial instruments. The key changes that may affect the Group on initial application include certain simplifications to the classification of financial assets, simplifications to the accounting of embedded derivatives, upfront accounting for expected credit loss and the irrevocable election to recognise gains and losses on investments in equity instruments that are not held for trading in other comprehensive income. Although the directors anticipate that the adoption of AASB 9 may have an impact on the Group's financial instruments, an assessment of the likely impact has yet to be performed.
AASB 1058 Income of Not for Profit Entities *(applicable to annual reporting periods beginning on or after 1 January 2019)*	When effective, this standard replaces the existing requirements in AASB 1004 Contribution. It clarifies the income recognition requirements applying to not-for-profit entities in conjunction with AASB 15 Revenue from Contracts with Customers. The new requirements are expected to result in better matching of income and related expenses as income recognition will now be deferred when there is a performance obligation or any other liability. It also establishes principles applying to transactions where the consideration to acquire an asset is significantly less than fair value principally to enable a not-for-profit entity to further its objectives. Although the directors anticipate that the adoption of AASB 1058 may have an impact on the Group's financial statements, an assessment of the likely impact has yet to be performed.
AASB 15: Revenue from Contracts with Customers *(applicable to annual reporting periods beginning on or after 1 January 2019 for NFP Entities, as deferred by AASB 2016-7)*	When effective, this Standard will replace the current accounting requirements applicable to revenue with a single, principles-based model. Apart from a limited number of exceptions, including leases, the new revenue model in AASB 15 will apply to all contracts with customers as well as non-monetary exchanges between entities in the same line of business to facilitate sales to customers and potential customers. The core principle of the Standard is that an entity will recognise revenue to depict the transfer of promised goods or services to customers in an amount that reflects the consideration to which the entity expects to be entitled in exchange for the goods or services. To achieve this objective, AASB 15 provides the following five-step process: • identify the contract(s) with a customer; • identify the performance obligations in the contract(s); • determine the transaction price; • allocate the transaction price to the performance obligations in the contract(s); and • recognise revenue when (or as) the performance obligations are satisfied. The transitional provisions of this Standard permit an entity to either: restate the contracts that existed in each prior period presented per AASB 108: Accounting Policies, Changes in Accounting Estimates and Errors (subject to certain practical expedients in AASB 15); or recognise the cumulative effect of retrospective application to incomplete contracts on the date of initial application. There are also enhanced disclosure requirements regarding revenue. Although the directors anticipate that the adoption of AASB 15 may have an impact on the Group's financial statements, an assessment of the likely impact has yet to be performed.
AASB 16: Leases *(applicable to annual reporting periods beginning on or after 1 January 2019).*	When effective, this Standard will replace the current accounting requirements applicable to leases in AASB 117: Leases and related Interpretations. AASB 16 introduces a single lessee accounting model that eliminates the requirement for leases to be classified as operating or finance leases. The main changes introduced by the new Standard are as follows: • recognition of a right-of-use asset and liability for all leases (excluding short-term leases with less than 12 months of tenure and leases relating to low-value assets); • depreciation of right-of-use assets in line with AASB 116: Property, Plant and Equipment in profit or loss and unwinding of the liability in principal and interest components; • inclusion of variable lease payments that depend on an index or a rate in the initial measurement of the lease liability using the index or rate at the commencement date; • application of a practical expedient to permit a lessee to elect not to separate non-lease components and instead account for all components as a lease; and • inclusion of additional disclosure requirements. The transitional provisions of AASB 16 allow a lessee to either retrospectively apply the Standard to comparatives in line with AASB 108 or recognise the cumulative effect of retrospective application as an adjustment to opening equity on the date of initial application. Although the directors anticipate that the adoption of AASB 16 will impact the Group's financial statements, an assessment of the likely impact has yet to be performed.

	2017 $ '000	2016 $ '000
NOTE 2. REVENUE		
Revenue from development property sales		
- Proceeds from development property sales	3,247	1,372
	3,247	**1,372**
Revenue from government and other grants		
- Contributions – Gifted properties	-	25,645
- State / Federal Government grants	3,981	3,686
	3,981	**29,331**
Revenue from services rendered		
- Rental income	17,191	17,128
- Property management fees	393	415
- Sundry revenue	71	226
	17,655	**17,769**
Total revenue	**24,883**	**48,472**

	2017 $ '000	2016 $ '000
NOTE 3. EXPENSES		
Doubtful debts expense	353	247
Rental expense	362	360
Property expenses	3,730	3,755
Ongoing maintenance expenses	2,884	2,923
Audit services		
- Current audit fees	34	35
- (Over) / Under provision from previous years	(1)	13
Directors fees	15	14
Impairment loss on properties	297	209
Project costs	1,506	-
Depreciation and Amortisation		
- Depreciation of Property Plant and Equipment	3,109	2,770
- Amortisation of Intangibles	134	147
	3,243	**2,917**

	2017 $ '000	2016 $ '000
NOTE 4. INCOME TAX		
(a) Income tax (benefit)		
Current tax	-	-
Deferred tax	(44)	(30)
	(44)	**(30)**
Deferred income tax (benefit) included in income tax (benefit) comprises:		
- Increase in deferred tax assets	(44)	(30)
	(44)	**(30)**
(b) Reconciliation of income tax expense to prima facie tax payable		
(Loss) / Profit from ordinary activities before income tax	(912)	26,698
The prima facie tax payable on profit from ordinary activities before income tax is reconciled to the income tax expense as follows:		
Prima facie tax on operating (loss) / profit at 30%	(274)	8,009
Add / (Less)		
Tax effect of :		
Loss / (Profit) attributable to income tax exempt entities	230	(8,039)
Income tax benefit	**(44)**	**(30)**
Balance of franking account at year end	nil	nil
(c) Current tax assets		
Income tax refundable	1	21
	1	**21**
(d) Deferred tax assets		
Provisions & accruals	7	6
Unused tax losses	78	35
Net deferred tax assets	**85**	**41**

	2017 $ '000	2016 $ '000
NOTE 5. CASH AND CASH EQUIVALENTS		
CURRENT		
Cash at bank	625	3,343
Short-term deposits	94	110
Cash on hand	2	2
Total cash and cash equivalents as stated in the statement of financial position	**721**	**3,455**
The effective interest rate on short term bank deposit varied between 0.05%-2.35%		
Reconciliation of cash and cash equivalents		
Cash and cash equivalents at the end of financial year as shown in the Statement of Cash Flows are reconciled to items in the Statement of Financial Position as follows:		
Cash and cash equivalents	**721**	**3,455**

	2017 $ '000	2016 $ '000
NOTE 6. TRADE AND OTHER RECEIVABLES		
CURRENT		
Trade receivables	923	758
Allowance for doubtful debts	(488)	(310)
	435	**448**
Prepayments	277	199
Receivable under National Rental Affordability Scheme	1,699	2,448
Other receivables	1,071	1,425
Allowance for doubtful debts	(14)	(61)
Total current trade and other receivables	**3,468**	**4,459**

(i) Credit Risk – Trade and Other Receivables

The Group does not have any material credit risk exposure to any one receivable.

The following table details the Group's trade and other receivables exposed to credit risk with ageing analysis and impairment. Amounts are considered as 'past due' when the debt has not been settled within the terms and conditions agreed between the Group and the customer or counter party to the transaction. Receivables that are past due are assessed for impairment by ascertaining solvency of the debtors and are provided for where there are specific circumstances indicating that the debt may not be fully repaid to the Group.

A bond not exceeding four weeks rent is held from tenants as security for costs upon vacating a property, which further reduces the credit risk to the Group. In line with the Department of Commerce requirement, bond money is lodged with the Bond Administrator no later than 14 days after the receipt of the money.

The Group believes it has adequately provided for doubtful debts.

Invoices are raised with the terms of trade of 15 days. The Group has recognised an allowance for doubtful debts of 100% against items 180 days and older.

2017	GROSS AMOUNT	PAST DUE AND IMPAIRED	PAST DUE BUT NOT IMPAIRED (DAYS OVERDUE)					WITHIN INITIAL TRADE TERMS
			<30	31 – 60	61 – 90	91 – 150	>150	
	$ '000	$ '000	$ '000	$ '000	$ '000	$ '000	$ '000	$ '000
Trade and term receivables	923	488	181	66	62	86	40	-
Other receivables	2,770	14	-	-	-	-	-	2,756
	3,693	**502**	**181**	**66**	**62**	**86**	**40**	**2,756**

2016	GROSS AMOUNT	PAST DUE AND IMPAIRED	PAST DUE BUT NOT IMPAIRED (DAYS OVERDUE)					WITHIN INITIAL TRADE TERMS
			<30	31 – 60	61 – 90	91 – 150	>150	
	$ '000	$ '000	$ '000	$ '000	$ '000	$ '000	$ '000	$ '000
Trade and term receivables	758	310	189	71	41	92	55	-
Other receivables	3,873	61	-	-	-	-	-	3,812
	4,631	**371**	**189**	**71**	**41**	**92**	**55**	**3,812**

	2017 $ '000	2016 $ '000
NOTE 7. INVENTORIES		
Development properties held for sale - at cost	10,711	277
	10,711	**277**

The cost of inventories recognised as an expense during the year was $2,684,000 (2016: $1,221,000).

	2017 $ '000	2016 $ '000
NOTE 8. PROPERTY, PLANT AND EQUIPMENT		
LAND AND BUILDINGS		
Freehold land at cost:		
- Gifted land	58,305	58,299
- Freehold land	10,352	4,858
- Less accumulated impairment	(317)	(72)
Total Land	**68,340**	**63,085**
Buildings at cost		
- Gifted buildings	78,213	78,303
- Freehold buildings	40,499	23,132
- Less accumulated depreciation and impairment	(12,438)	(9,549)
Total buildings	**106,274**	**91,886**
Equity interests in properties	1,334	1,334
Total Land and Buildings	**175,948**	**156,305**
PLANT AND EQUIPMENT		
Office furniture and equipment		
- At cost	740	721
- Less accumulated depreciation	(659)	(596)
	81	**125**
Leasehold Improvements		
- At cost	1,693	1,693
- Less accumulated depreciation	(1,572)	(1,406)
	121	**287**
Independent Living Program and general furniture		
- At cost	207	207
- Less accumulated depreciation	(191)	(172)
	16	**35**
Total Plant and Equipment	**218**	**447**
MOTOR VEHICLES		
- At cost	76	53
- Less accumulated depreciation	(21)	(9)
Total Motor Vehicles	**55**	**44**
Total Property, Plant and Equipment	**176,221**	**156,796**

Equity interests in properties represent investments in properties jointly owned by the Group and Government of Western Australia Housing Authority. Per various agreements the Group has contributed up to 20% of the capital value of these properties.

MOVEMENTS IN CARRYING AMOUNTS

Movement in the carrying amounts for each class of property, plant and equipment between the beginning and the end of the current financial year.

	NOTE	LAND AND BUILDINGS $ '000	PLANT AND EQUIPMENT $ '000	MOTOR VEHICLES $ '000	TOTAL $ '000
2016					
Balance at 1 July 2015		130,398	755	-	131,153
Additions		26,179	44	53	26,276
Transferred from Development Projects	9	2,371	-	-	2,371
Disposals		(20)	-	-	(20)
Write offs		(5)	-	-	(5)
Impairment losses		(209)	-	-	(209)
Depreciation expense		(2,409)	(352)	(9)	(2,770)
Carrying amount at 30 June 2016		**156,305**	**447**	**44**	**156,796**

	NOTE	LAND AND BUILDINGS $ '000	PLANT AND EQUIPMENT $ '000	MOTOR VEHICLES $ '000	TOTAL $ '000
2017					
Balance at 1 July 2016		156,305	447	44	156,796
Additions		366	19	23	408
Transferred from Development Projects	9	22,528	-	-	22,528
Write off		(105)	-	-	(105)
Impairment losses		(297)	-	-	(297)
Depreciation expense		(2,849)	(248)	(12)	(3,109)
Carrying amount at 30 June 2017		**175,948**	**218**	**55**	**176,221**

Restricted Covenants and Caveats registered over land and buildings
Restricted Covenants and Caveats have been registered in favour of the Government of Western Australia Housing Authority over certain land and buildings. These Restricted Covenants and Caveats require the Government of Western Australia Housing Authority's permission should the Group wish to deal with the properties in any way.

Assets pledged as security
Land and buildings amounting to $93.4 million of net book value as at 30 June 2017 have been pledged to secure borrowings of the Group (see note 13). They have been pledged as security for the bank loans under mortgage. The Group cannot pledge these assets as security for other borrowings or sell them without approval from the mortgagee.

Measurement of the Group's gifted land and buildings
The Group's gifted land and buildings are stated at cost less any subsequent accumulated depreciation on buildings and subsequent accumulated impairment losses. The gifted land and buildings that have been contributed at no cost are recognised at the fair value of the asset at the date that they are received.

Measurement of the Group's freehold land and buildings
The Group's freehold land and buildings are stated at cost incurred in development less any subsequent accumulated depreciation on buildings and subsequent accumulated impairment losses.

Impairment losses recognised in the year
During the year the Group contracted independent valuers not related to the Group to undertake fair market valuation of selected properties that have been identified for potential sale. Where these market valuations were below the current net book value, these assets have been impaired to reflect the market value.

In review of the fair values based on the market comparable approach for individual property assets, the Group decided to recognise an impairment loss of $297,000 (2016: $209,000) on assets where the fair values are less than the carrying amounts. The recoverable amount of the relevant assets has been determined on the basis of their fair value less costs of disposal.

	NOTE	2017 $ '000	2016 $ '000
NOTE 9. DEVELOPMENT PROJECTS IN PROGRESS			
NON-CURRENT			
Balance at the beginning of the year		18,225	8,059
Additions during the year		24,244	14,108
Transferred to properties	8	(22,528)	(2,371)
Transferred to inventories		(13,063)	(1,503)
Project costs written off		(983)	(68)
Balance at the end of the year		**5,895**	**18,225**

In relation to the acquisition and construction of the development projects borrowing costs amounting to $432,000 (2016: $199,000) have been capitalised during the period.

	2017 $ '000	2016 $ '000
NOTE 10. INTANGIBLE ASSETS		
Computer software	663	771
	663	**771**

	Computer software
Cost	
Balance at the beginning of year	1,350
Additions during the period	26
Balance at the end of the year	**1,376**

	Computer software
Accumulated Amortisation and Impairment	
Balance at the beginning of year	(579)
Amortisation expense	(134)
Balance at the end of the year	**(713)**
	663

	2017 $ '000	2016 $ '000
NOTE 11. INTEREST IN JOINT VENTURES		
The Group had a 50% interest in the Eaton Joint Venture, whose principle activities were the development and construction of properties. The interests in the Joint Ventures are accounted for in the financial statement using the equity method.		
Balance at the beginning of the year	-	54
Distributions received during the period	-	(96)
Profit on discontinuation of JV	-	42
Investment in Joint Ventures	**-**	**-**

	2017 $ '000	2016 $ '000
NOTE 12. TRADE AND OTHER PAYABLES		
CURRENT		
Trade payables	1,173	2,453
Government grants received in advance	-	1,969
Other current payables	2,383	2,385
Employee benefits payable	52	25
	3,608	**6,832**
NON-CURRENT		
Other non-current payable	-	15
	-	**15**

All trade and other payables are unsecured and the average credit period on purchases is between 14 and 60 days.

	2017 $ '000	2016 $ '000
NOTE 13. FINANCIAL LIABILITES		
NON - CURRENT - SECURED		
Bank loan	39,500	22,000
Total	**39,500**	**22,000**

(a) Facility
The total facility available to Access Housing Australia Limited as of 30 June 2017 is $44.5 million being the lesser of $44.5 million and an amount equivalent to 45% of the aggregate independent in line value of properties as specified in the loan agreement based on the independent in line valuation performed in FY'2016, which amounted to $111 million. On 20 March 2018 this reverts back to being the lesser of $40 million and an amount equivalent to 40% of the aggregate independent in line value of properties. There is a tripartite agreement in place between the Commonwealth Bank of Australia, Government of Western Australia Housing Authority and Access Housing Australia Limited covering this facility.

(b) Assets pledged as security
- First ranking charge over assets pledged as security.
- Fixed property mortgages over residential property portfolio valued at circa $111 million consisting of 422 properties.

(c) Interest terms
Interest rates are set based on the average Bank Bill Swap Bid Rate ("BBSY") plus a margin of 0.7% for a term equivalent to the interest period.

(d) Loan repayment terms
As per the extended facility arrangement that came into effect on 20 March 2017, the borrower must repay any amount borrowed in excess of $40 million by 20 March 2018 being the termination date of this extension.

As per the extended facility arrangement that came into effect on 20 May 2015, the borrower must repay all outstanding principal amounts by 30 November 2019, the termination date of the facility.

(e) Financial undertakings
As per the extended finance facility arrangement the borrower must operate above specified hurdle ratios for interest cover and debt service.

As at 30 June 2017 the Group was in compliance with all the required financial undertakings.

	2017 $ '000	2016 $ '000
NOTE 14. PROVISIONS		
CURRENT		
Provision for annual leave	571	527
Provision for long service leave	249	218
Provision for make good costs	140	-
	960	**745**
NON CURRENT		
Provision for long service leave	268	156
	268	**156**

NOTE 15. EQUITY

The Group is incorporated under the *Corporation Act 2001* and is limited by guarantee and has no paid up capital. The members' guarantee is limited to $1 per member. At 30 June 2017 the number of members was 9 (2016: 8).

	2017 $ '000	2016 $ '000
NOTE 16. COMMITMENTS		
Operating Lease Commitments		
Non-cancellable operating leases contracted for but not recognised		
Payable – minimum lease payments		
- not later than 12 months	963	574
- later than 12 months but not later than 5 years	3,025	364
- later than 5 years	3,927	-
	7,915	**938**

The property lease commitments are non-cancellable operating leases contracted for but not recognised in the financial statements. Increase in lease commitments may occur in line with the Consumer Price Index (CPI).

The motor vehicle lease commitments are operating leases contracted for a term of less than one year.

Capital Commitments

The Group has a number of contracts in place in relation to the development project. The outstanding commitments on these contracts at 30 June 2017 were $313,000 (2016: $26,497,000). The Group had no other capital commitments at 30 June 2017.

	2017 $ '000	2016 $ '000
NOTE 17. CASH FLOW INFORMATION		
Reconciliation of profit for the year to net cash flows from operating activities		
(Loss) / Profit after tax	(868)	26,728
Income tax benefit recognised in profit or loss	(44)	(30)
Non cash flows		
- Depreciation and amortisation	3,243	2,917
- Gifted properties	-	(25,645)
- Increase / (Decrease) in provision for doubtful debts	130	(50)
- Share of profits of joint ventures	-	(42)
- Property, plant and equipment impaired and written off	402	214
- Project costs written off	1,516	68
- Provision for make good costs	140	-
Movements in Working Capital		
- Decrease in trade and other payables	(2,120)	(150)
- Decrease / (Increase) in trade and other receivables	121	(1,783)
- Increase in inventories	(6,251)	(6,039)
- Increase in provisions	187	261
Net cash used in operating activities	**(3,544)**	**(3,551)**

NOTE 18. CONTINGENT ASSETS AND LIABILITIES

The Group has entered into unconditional sales contracts with external parties for the sale of some of its inventories. The contracted value as at 30 June 2017 was $2,793,000 net of selling costs. From this, $1,698,000 worth of contracts have been settled to the date of this financial report.

There are no contingent liabilities as at 30 June 2017.

NOTE 19. EVENTS AFTER THE REPORTING PERIOD

No material events have occurred subsequent to the reporting period.

NOTE 20. RELATED PARTY TRANSACTIONS

The Group's related parties include its key management personnel and related entities as described below.

A) REMUNERATION OF KEY MANAGEMENT PERSONNEL

Name, position held of key management personnel and their remuneration disclosed below:

NAME OF THE KEY MANAGEMENT PERSONNEL	POSITION HELD
David Lantzke	Director / Chairperson
Malcolm O'Dell	Director
Rebecca Strom	Director
Christopher Parkinson	Director
Matthew Raison	Director
Geoff Lotter	Director
Debra Bakker	Director
Hon. James (Jim) McGinty AM	Director
Rebecca Tomkinson	Director (appointed 5 April 2017)
Garry Ellender	Chief Executive Officer
Allan Wilkerson	General Manager Tenancy Services (resigned)
Ian Aiyathurai	Chief Financial Officer
Susan Groome	General Manager Community Housing

KEY MANAGEMENT PERSONNEL REMUNERATION	2017 $ '000	2016 $ '000
Short term employee benefits	915	819
Other benefits	36	41
	951	**860**

Of the above, $15,000 (2016: $14,000) relates to directors fees which directors have not taken in cash but have been set aside to be donated to charity.

B) TRANSACTIONS WITH RELATED ENTITIES

Balances and transactions between the company and its subsidiaries have been eliminated on consolidation and are not disclosed in this note. Details of transactions between the Group and other related parties are disclosed below.

Other Related Party Transactions

During the period Access Housing Group incurred legal costs from Corrs Chambers Westgarth Lawyers an entity which Rebecca Strom was a Partner. Costs incurred for the financial year ended 30 June 2017 amounted to $97,000 (2016: $122,000). At 30 June 2017 $Nil (2016: $8,500) remained unpaid.

The Group had obtained consultancy services from Private Invest, an entity which Mark Roberts (ex-Director of CCIN) is the Owner. Costs incurred for the financial year ended 30 June 2017 amounted to $355,000 (2016: $364,000). At 30 June 2017 $ Nil (2016: $ Nil) remained unpaid.

Transactions with related parties are on normal commercial terms and conditions no more favourable than those available to other parties unless otherwise stated.

NOTE 21. INVESTMENTS IN SUBSIDIARY AND JOINT VENTURE ENTITIES

A) SHAREHOLDING

	2017	2016
Name of the entity		
Access Housing Realty Pty Ltd	100%	100%
Access CCIN Ltd	100%	100%

B) COMPOSITION OF THE GROUP

Information about the composition of the Group at the end of the reporting period is as follows:

Principal activity	Place of incorporation and operation	Number of wholly-owned subsidiaries 2017	2016
Provider of Real Estate services	Australia	1	1
Development of Private Equity Investment structure	Australia	1	1
		2	**2**

NOTE 22. FINANCIAL RISK MANAGEMENT

The carrying amounts for each category of financial instruments, measured in accordance with AASB 139 as detailed in accounting policies to these financial statements, are as follows:

	NOTE	2017 $ '000	2016 $ '000
Financial Assets			
Cash and cash equivalents	5	721	3,455
Trade and other receivables	6	3,468	4,459
Total Financial Assets		**4,189**	**7,914**
Financial Liabilities Financial Liabilities at amortised cost			
Trade and other payables	12	3,608	6,847
Bank loans	13	39,500	22,000
Total Financial Liabilities		**43,108**	**28,847**

FINANCIAL RISK MANAGEMENT POLICIES

The finance and audit committee consists of four committee members. The committee's overall risk management strategy is to assist the Group in meeting its financial targets whilst minimising potential adverse effects on financial performance. Risk management policies are approved and reviewed by the finance and audit committee on a regular basis. These include credit risk policies and future cash flow requirements.

SPECIFIC FINANCIAL RISK EXPOSURE AND MANAGEMENT

The main risks the Group is exposed to through its financial instruments are credit risk, liquidity risk and market risk relating to interest rate risk.

(A) CREDIT RISK

Exposure to credit risk relating to financial assets arises from the potential non-performance by counterparties of contract obligations that could lead to a financial loss to the Group.

The Group does not have any material credit risk exposures as its major source of revenue is the receipt of rent. Rent is largely directly debited from Centrelink or client bank accounts, which further mitigates credit risk.

Credit Risk Exposures

The maximum exposure to credit risk by class of recognised financial assets at the end of the reporting period is equivalent to the carrying value and classification of those financial assets (net of any provisions) as presented in the Statement of Financial Position.

Trade and other receivables that are neither past due nor impaired are considered to be of high credit quality. Aggregates of such amounts are as detailed in Note 6.

The Group has no significant concentrations of credit risk with any single counterparty or Group of counterparties. Details in relation to the credit risk of trade and other receivables are provided in Note 6.

Credit risk related to balances with banks and other financial institutions is managed by the finance and audit committee in accordance with approved board policy. Such policy requires that surplus funds are only invested with one of the larger banking institutions in Australia.

	NOTE	2017 $ '000	2016 $ '000
Cash and cash equivalents – S&P rated AA-	5	721	3,455
		721	**3,455**

(B) LIQUIDITY RISK

Liquidity risk arises from the possibility that the Group might encounter difficulty in settling its debts or otherwise meeting its obligations related to financial liabilities. The table below summarises the maturity profile of the Group's financial liabilities at the reporting date based on contractual undiscounted repayments obligations:

	2017					2016				
	On demand within one year $ '000	1-2 years $ '000	2-5 years $ '000	5 years and above $ '000	Total $ '000	On demand within one year $ '000	1-2 years $ '000	2-5 years $ '000	5 years and above $ '000	Total $ '000
Trade payables	1,173	-	-	-	1,173	2,453	-	-	-	2,453
Other payables	2,383	-	-	-	2,383	2,385	15	-	-	2,400
Employee benefits payable	52	-	-	-	52	25	-	-	-	25
Bank loan	-	-	39,500	-	39,500	-	-	22,000	-	22,000
	3,608	**-**	**39,500**	**-**	**43,108**	**4,863**	**15**	**22,000**	**-**	**26,878**

(C) INTEREST RATE RISK

The Group's exposure to interest rate risk, which is the risk that a financial instrument's value will fluctuate as a result of changes in market interest rates and the effective weighted average interest rate for each class of financial assets and financial liabilities comprises:

	FIXED INTEREST RATE		FLOATING INTEREST RATE				NON-INTEREST BEARING		TOTAL		WEIGHT EFFECTIVE INTEREST RATE	
			1 YEAR OR LESS		1 TO 5 YEARS							
	2017 $ '000	2016 $ '000	2017 $ '000	2016 $ '000	2017 $ '000	2016 $ '000	2017 $ '000	2016 $ '000	2017 $ '000	2016 $ '000	2017 %	2016 %
Financial Assets												
Cash	667	2,793	-	-	-	-	54	662	721	3,455	1.56%	1.93%
Trade and other receivables	-	-	-	-	-	-	3,468	4,459	3,468	4,459	NA	NA
Total Financial Assets	**667**	**2,793**	**-**	**-**	**-**	**-**	**3,522**	**5,121**	**4,189**	**7,914**		
Financial Liabilities												
Trade and other payables	-	-	-	-	-	-	3,608	6,847	3,608	6,847	NA	NA
Bank loans	-	-	-	-	39,500	22,000	-	-	39,500	22,000	2.53%	3.00%
Total Financial Liabilities	**-**	**-**	**-**	**-**	**39,500**	**22,000**	**3,608**	**6,847**	**43,108**	**28,847**	**-**	**-**

Sensitivity Analysis

The sensitivity analyses below have been determined based on the exposure to interest rates for both derivatives and non-derivative instruments at the end of the reporting period.

For floating rate liabilities, the analysis is prepared assuming the amount of the liability outstanding at the end of the reporting period was outstanding for the whole year.

If interest rates had been 100 basis points higher / lower and all other variables were held constant, the Group's profit for the year ended 30 June 2017 would decrease / increase by $388,000 (2016: decrease / increase by $192,000). This is mainly attributable to the Group's exposure to interest rates on its variable rate borrowings.

The Group's sensitivity to interest rates has increased during the current year mainly due to the additional draw down made on the variable rate borrowing facility as a result of increased level of development project activities.

NOTE 23. CAPITAL MANAGEMENT

Management controls the capital of the Group to ensure that adequate cash flows are generated to fund its proposed development programs and that returns from investments are maximised within tolerable risk parameters. The finance and audit committee ensures that the overall risk management strategy is in line with this objective. The finance and audit committee operates under policies approved by the Board of Directors. Risk management policies are approved and reviewed by the board on a regular basis. These include credit risk policies and future cash flow requirements. The Group's capital consists of financial liabilities, supported by financial assets. Management effectively managed the Group's capital by assessing the Group's financial risks and responding to changes in these risks and in the market. These responses include the consideration of debt levels.

The Group is in compliance with its committments to the Commonwealth Bank of Australia and the Government of Western Australia Housing Authority.

DIRECTORS' DECLARATION

Access Housing Australia Limited

The directors of the Group declare that:

1. The consolidated financial statements and notes, as set out on pages 6 to 36, are in accordance with the *Corporations Act 2001* and the *ACNC Act 2012* and:

a) comply with Australian Accounting Standards; and

b) give a true and fair view of the financial position as at 30 June 2017 and of the performance for the year ended on that date of the Group.

2. In the directors' opinion there are reasonable grounds to believe that the Group will be able to pay its debts as and when they become due and payable.

This declaration is made in accordance with a resolution of the Board of Directors.



Director

David William Lantzke
Dated this 27th day of September 2017

Bentleys
THINKING AHEAD

Bentleys Audit & Corporate (WA) Pty Ltd
Level 3,
216 St Georges Terrace
Perth WA 6000
PO Box 7775
Cloisters Square WA 6850
ABN 33 121 222 802
T +61 8 9226 4500
F +61 8 9226 4300
bentleys.com.au

Independent Auditor's Report

To the Members of Access Housing Australia Limited

Report on the Audit of the Financial Report

Opinion

We have audited the financial report of Access Housing Australia Limited ("the Company") and its subsidiaries ("the Consolidated Entity"), which comprises the consolidated statement of financial position as at 30 June 2017, the consolidated statement of profit or loss and other comprehensive income, the consolidated statement of changes in equity and the consolidated statement of cash flows for the year then ended, and notes to the financial statements, including a summary of significant accounting policies, and the directors' declaration.

In our opinion:

a. the accompanying financial report of the Consolidated Entity is in accordance with the *Corporations Act 2001* and the *Australian Charities and Not-for-profits Commission ("ACNC") Act 2012*, including:

   (i) giving a true and fair view of the Consolidated Entity's financial position as at 30 June 2017 and of its financial performance for the year then ended; and

   (ii) complying with Australian Accounting Standards and *the Corporations Regulations 2001* and the *ACNC Regulations 2013*;

Basis for Opinion

We conducted our audit in accordance with Australian Auditing Standards. Those standards require that we comply with relevant ethical requirements relating to audit engagements and plan and perform the audit to obtain reasonable assurance about whether the financial report is free from material misstatement. Our responsibilities under those standards are further described in the *Auditor's Responsibilities for the Audit of the Financial Report* section of our report. We are independent of the Consolidated Entity in accordance with the auditor independence requirements of the *Corporations Act 2001*; the *Australian Charities and Not-for-profits Commission ("ACNC") Act 2012* and the ethical requirements of the Accounting Professional and Ethical Standards Board's *APES 110 Code of Ethics for Professional Accountants* (the Code) that are relevant to our audit of the financial report in Australia. We have also fulfilled our other ethical responsibilities in accordance with the Code.

We believe that the audit evidence we have obtained is sufficient and appropriate to provide a basis for our opinion.

KRESTON
Accountants
Auditors
Advisors

Independent Auditor's Report

To the Members of Access Housing Australia Limited (Continued)

Bentleys

Other Information

The directors are responsible for the other information. The other information comprises the information included in the Consolidated Entity's annual report for the year ended 30 June 2017, but does not include the financial report and our auditor's report thereon.

Our opinion on the financial report does not cover the other information and accordingly we do not express any form of assurance conclusion thereon.

In connection with our audit of the financial report, our responsibility is to read the other information and, in doing so, consider whether the other information is materially inconsistent with the financial report or our knowledge obtained in the audit or otherwise appears to be materially misstated.

If, based on the work we have performed, we conclude that there is a material misstatement of this other information, we are required to report that fact. We have nothing to report in this regard.

Responsibilities of the Directors for the Financial Report

The directors of the Company are responsible for the preparation of the financial report that gives a true and fair view in accordance with Australian Accounting Standards and the *Corporations Act 2001* and the *Australian Charities and Not-for-profits Commission ("ACNC") Act 2012* and for such internal control as the directors determine is necessary to enable the preparation of the financial report that gives a true and fair view and is free from material misstatement, whether due to fraud or error.

In preparing the financial report, the directors are responsible for assessing the Consolidated Entity's ability to continue as a going concern, disclosing, as applicable, matters related to going concern and using the going concern basis of accounting unless the directors either intend to liquidate the Consolidated Entity or to cease operations, or has no realistic alternative but to do so.

Auditor's Responsibilities for the Audit of the Financial Report

Our responsibility is to express an opinion on the financial report based on our audit. Our objectives are to obtain reasonable assurance about whether the financial report as a whole is free from material misstatement, whether due to fraud or error, and to issue an auditor's report that includes our opinion. Reasonable assurance is a high level of assurance, but is not a guarantee that an audit conducted in accordance with the Australian Auditing Standards will always detect a material misstatement when it exists. Misstatements can arise from fraud or error and are considered material if, individually or in the aggregate, they could reasonably be expected to influence the economic decisions of users taken on the basis of this financial report.

As part of an audit in accordance with the Australian Auditing Standards, we exercise professional judgement and maintain professional scepticism throughout the audit. We also:

- Identify and assess the risks of material misstatement of the financial report, whether due to fraud or error, design and perform audit procedures responsive to those risks, and obtain audit evidence that is sufficient and appropriate to provide a basis for our opinion. The risk of not detecting a material misstatement resulting from fraud is higher than for one resulting from error, as fraud may involve collusion, forgery, intentional omissions, misrepresentations, or the override of internal control.

Independent Auditor's Report

To the Members of Access Housing Australia Limited (Continued)

- Obtain an understanding of internal control relevant to the audit in order to design audit procedures that are appropriate in the circumstances, but not for the purpose of expressing an opinion on the effectiveness of the Consolidated Entity's internal control.
- Evaluate the appropriateness of accounting policies used and the reasonableness of accounting estimates and related disclosures made by the directors.
- Conclude on the appropriateness of the directors' use of the going concern basis of accounting and, based on the audit evidence obtained, whether a material uncertainty exists related to events or conditions that may cast significant doubt on the Consolidated Entity's ability to continue as a going concern. If we conclude that a material uncertainty exists, we are required to draw attention in our auditor's report to the related disclosures in the financial report or, if such disclosures are inadequate, to modify our opinion. Our conclusions are based on the audit evidence obtained up to the date of our auditor's report. However, future events or conditions may cause the Consolidated Entity to cease to continue as a going concern.
- Evaluate the overall presentation, structure and content of the financial report, including the disclosures, and whether the financial report represents the underlying transactions and events in a manner that achieves fair presentation.
- Obtain sufficient appropriate audit evidence regarding the financial information of the entities or business activities within the Consolidated Entity to express an opinion on the financial report. We are responsible for the direction, supervision and performance of the Consolidated Entity audit. We remain solely responsible for our audit opinion.

We communicate with the directors regarding, among other matters, the planned scope and timing of the audit and significant audit findings, including any significant deficiencies in internal control that we identify during our audit.

We also provide the directors with a statement that we have complied with relevant ethical requirements regarding independence, and to communicate with them all relationships and other matters that may reasonably be thought to bear on our independence, and where applicable, related safeguards.

From the matters communicated with the directors, we determine those matters that were of most significance in the audit of the financial report of the current period and are therefore the key audit matters. We describe these matters in our auditor's report unless law or regulation precludes public disclosure about the matter or when, in extremely rare circumstances, we determine that a matter should not be communicated in our report because the adverse consequences of doing so would reasonably be expected to outweigh the public interest benefits of such communication.

Bentleys

BENTLEYS
Chartered Accountants

Mark Delaurentis

MARK DELAURENTIS CA
Director

Dated at Perth this 27th day of September 2017

AUDITOR'S INDEPENDENCE DECLARATION

Bentleys
THINKING AHEAD

Bentleys Audit & Corporate (WA) Pty Ltd
London House
Level 3,
216 St Georges Terrace
Perth WA 6000

PO Box 7775
Cloisters Square WA 6850

ABN 33 121 222 802

T +61 8 9226 4500
F +61 8 9226 4300

bentleys.com.au

To The Board of Directors

Auditor's Independence Declaration

As lead audit director for the audit of the financial statements of Access Housing Australia Limited for the financial year ended 30 June 2016, I declare that to the best of my knowledge and belief, there have been no contraventions of:

- the auditor independence requirements of the *Corporations Act 2001* in relation to the audit; and
- any applicable code of professional conduct in relation to the audit.

Yours faithfully

BENTLEYS
Chartered Accountants

MARK DELAURENTIS CA
Director

Dated at Perth this 28th day of September 2016

KRESTON

A member of Bentleys, a network of independent accounting firms located throughout Australia, New Zealand and China that trade as Bentleys. All members of the Bentleys Network are affiliated only and are separate legal entities and not in Partnership. Liability limited by a scheme approved under Professional Standards Legislation.

Accountants
Auditors
Advisors

STATEMENT OF PROFIT OR LOSS AND OTHER COMPREHENSIVE INCOME

for the year ended 30 June 2016, Access Housing Australia Limited

	NOTE	2016 $ '000	2015 $ '000
Revenue	2	47,100	19,842
Other Income		133	276
Gain on disposable of property, plant and equipment		128	216
		47,361	20,334
Employee benefits expense		(7,754)	(6,942)
Depreciation and amortisation expense	3	(2,917)	(2,670)
Doubtful debts expense	3	(247)	(306)
Rental expense	3	(360)	(355)
Property expenses	3	(3,755)	(3,394)
Ongoing maintenance expenses	3	(2,923)	(2,621)
Finance expenses		(545)	(429)
Other expenses		(1995)	(2,705)
Impairment loss on properties	3	(209)	(-)
Share of net profit from Joint Venture operations	10	42	-
Profit before income tax expense		26,698	912
Income tax benefit	4	30	5
Profit for the year after tax		26,728	917
Other comprehensive income		-	-
Total comprehensive income for the year		**26,728**	**917**

The accompanying notes form part of these financial statements.

STATEMENT OF FINANCIAL POSITION

as at 30 June 2016, Access Housing Australia Limited

	NOTE	2016 $ '000	2015 $ '000
CURRENT ASSETS			
Cash and cash equivalents	5	3,455	3,283
Trade and other receivables	6	4,459	2,648
Current tax assets	4	21	-
TOTAL CURRENT ASSETS		**7,935**	**5,931**
NON CURRENT ASSETS			
Deferred tax assets	4	41	11
Property, plant and equipment	7	157,073	131,153
Development projects under work in progress	8	18,225	8,059
Intangible assets	9	771	857
Investment in Joint Venture	10	-	54
TOTAL NON CURRENT ASSETS		**176,110**	**140,134**
TOTAL ASSETS		**184,045**	**146,065**
CURRENT LIABILITIES			
Trade and other payables	11	6,832	4,850
Current tax liabilities	4	-	6
Provisions	13	745	546
TOTAL CURRENT LIABILITIES		**7,577**	**5,402**
NON-CURRENT LIABILITIES			
Other Payable	11	15	-
Provisions	13	156	94
Financial liabilities	12	22,000	13,000
TOTAL NON-CURRENT LIABILITIES		**22,171**	**13,094**
TOTAL LIABILITIES		**29,748**	**18,496**
NET ASSETS		**154,297**	**127,569**
EQUITY			
Retained earnings		154,297	127,569
TOTAL EQUITY		**154,297**	**127,569**

The accompanying notes form part of these financial statements.

STATEMENT OF CASH FLOWS

for the year ended 30 June 2016
Access Housing Australia Limited

	NOTE	2016 $ '000	2015 $ '000
CASH FLOW FROM OPERATING ACTIVITIES			
Rental income received		16,885	15,915
Other receipts		300	473
Receipt of grants		3,465	4,292
Interest received		24	29
Payments to suppliers and employees		(17,752)	(15,715)
Finance costs paid		(535)	(357)
Tax paid		(27)	(33)
Net cash generated by operating activities	16	**2,360**	**4,604**
CASH FLOWS FROM INVESTING ACTIVITIES			
Proceeds from sale of property, plant and equipment		1375	786
Payment for property, plant and equipment		(12,597)	(11055)
Payment for intangible assets		(62)	(199)
Distributions from Joint Venture		96	200
Net cash used in investing activities		**(11,188)**	**(10,268)**
CASH FLOW FROM FINANCING ACTIVITIES			
Proceeds from borrowings		9,000	5,500
Net cash used in financing activities		**9,000**	**5,500**
Net increase / (decrease) in cash held		172	(164)
Cash and cash equivalents at the beginning of the financial year		3,283	3,447
Cash and cash equivalents at the end of the financial year	5	**3,455**	**3,283**

The accompanying notes form part of these financial statements.

STATEMENT OF CHANGES IN EQUITY

for the year ended 30 June 2016
Access Housing Australia Limited

	RETAINED EARNINGS $ '000
Balance as at 1 July 2014	126,652
Profit for the year	917
Other comprehensive income for the year	-
Total comprehensive income for the year	917
Balance at 30 June 2015	**127,569**
Balance as at 1 July 2015	127,569
Profit for the year	26,728
Other comprehensive income for the year	-
Total comprehensive income for the year	26,728
Balance at 30 June 2016	**154,297**

The accompanying notes form part of these financial statements.

NOTES TO THE FINANCIAL STATEMENTS

for the year ended 30 June 2016
Access Housing Australia Limited

NOTE 1. STATEMENT OF SIGNIFICANT ACCOUNTING POLICIES

The financial statements comprise the consolidated financial statements of the Group. Access Housing Australia Limited (Access Housing) is incorporated and domiciled in Australia. Access Housing Australia Limited is a not-for-profit Company limited by guarantee and governed by the Corporations Act 2001 and the Australian Charities and Not-for-profits Commission Act 2012. The address of its registered office and its principal place of business is Level 1, 39 Adelaide Street, Fremantle WA 6959.

BASIS OF PREPARATION

The financial statements are general purpose financial statements that have been prepared in accordance with Australian Accounting Standards (including Australian Accounting Interpretations) and the Corporations Act 2001

Australian Accounting Standards set out accounting policies that the AASB has concluded would result in a financial report containing relevant and reliable information about transactions, events and conditions to which they apply. Material accounting policies adopted in the preparation of this financial report are presented below. They have been consistently applied unless otherwise stated.

The financial report has been prepared on an accruals basis and is based on historical costs, modified, where applicable, by the measurement at fair value of selected non-current assets, financial assets and financial liabilities.

The financial statements are presented in Australian dollars, which is the company's functional currency. The company is a company of the kind referred to in ASIC Class Order 98/100, dated 10 July 1998, and in accordance with that Class Order amounts in the director's report and the financial statements are rounded o˜ to the nearest thousand dollars, unless otherwise indicated.

The financial statements were authorised for issue on 28 September 2016 by the directors of the Group.

ACCOUNTING POLICIES

BASIS OF CONSOLIDATION

The consolidated financial statements incorporate the financial statements of the Group and entities (including structured entities) controlled by the Group and its subsidiaries. Control is achieved when the Group:

- has power over the investee;
- is exposed, or has rights, to variable returns from its involvement with the investee; and
- has the ability to use its power to a˜ ect its returns.

The Group reassesses whether or not it controls an investee if facts and circumstances indicate that there are changes to one or more of the three elements of control listed above.

When the Group has less than a majority of the voting rights of an investee, it has power over the investee when the voting rights are su¥ cient to give it the practical ability to direct the relevant activities of the investee unilaterally. The Group considers all relevant facts and circumstances in assessing whether or not the Group's voting rights in an investee are su¥ cient to give it power, including:

- the size of the Group's holding of voting rights relative to the size and dispersion of holdings of the other vote holders;
- potential voting rights held by the Group, other vote holders or other parties;
- rights arising from other contractual arrangements; and
- any additional facts and circumstances that indicate that the Group has, or does not have, the current ability to direct the relevant activities at the time that decisions need to be made, including voting patterns at previous shareholders' meetings.

Consolidation of a subsidiary begins when the Group obtains control over the subsidiary and ceases when the Group loses control of the subsidiary. Specifically, income and expenses of a subsidiary acquired or disposed of during the year are included in the consolidated Statement of Profit or Loss and Other comprehensive Income from the date the Group gains control until the date when the Group ceases to control the subsidiary.

Profit or loss and each component of other comprehensive income are attributed to the owners of the Group and to the non-controlling interests. Total comprehensive income of subsidiaries is attributed to the owners of the Group and to the non-controlling interests even if this results in the non-controlling interests having a deficit balance.

When necessary, adjustments are made to the financial statements of subsidiaries to bring their accounting policies into line with the Group's accounting policies.

All intragroup assets and liabilities, equity, income, expenses and cash flows relating to transactions between members of the Group are eliminated in full on consolidation.

A. REVENUE

Grant revenue is recognised in the Statement of Profit or Loss and Other Comprehensive Income when the Group obtains control of the grant and it is probable that the economic benefits gained from the grant will flow to the Group and the amount of the grant can be measured reliably.

When grant revenue is received and the Group incurs an obligation to deliver economic value directly back to the contributor, this is considered a reciprocal transaction and the grant revenue is recognised in the statement of financial position as a liability until the service has been delivered to the contributor, otherwise the grant is recognised as income on receipt.

Access Housing receives non-reciprocal contributions of assets from the Government for no nominal value. These assets are recognised at fair value on the date of acquisition in the Statement of Financial Position with a corresponding amount of income recognised in the Statement of Profit or Loss and Other Comprehensive Income. The gain or loss on disposal is calculated as the di˜ erence between the carrying amount of the asset at the time of disposal and the net proceeds on disposal.

Donations and bequests are recognised as revenue when received.

Access Housing has contractual relationships with the Government of Western Australia Housing Authority where Access Housing has management rights to the Government of Western Australia Housing Authority properties. Access Housing is entitled to receive rental income from these properties and has an ongoing commitment to ensure that they are maintained on an ongoing basis, which depending on the condition and age of the properties will include some extensive renovation costs on a cyclical basis.

Revenue including rental income is recognised upon the delivery of the service to the customer.

All revenue is stated net of the amount of goods and services tax (GST).

Interest income from a financial asset is recognised when it is probable that the economic benefits will flow to the Group and the amount of revenue can be measured reliably. Interest income is accrued on a time basis, by reference to the principal

outstanding and at the e˜ ective interest rate applicable, which is the rate that exactly discounts estimated future cash receipts through the expected life of the financial asset to that asset's net carrying amount on initial recognition.

Dividend income is recognised at the time the right to receive payment is established.

B. INVESTMENTS IN ASSOCIATES AND JOINT VENTURES

An associate is an entity over which the Group has significant influence. Significant influence is the power to participate in the financial and operating policy decisions of the investee but is not control or joint control over those policies.

A joint venture is a joint arrangement whereby the parties that have joint control of the arrangement have rights to the net assets of the joint arrangement. Joint control is the contractually agreed sharing of control of an arrangement, which exists only when decisions about the relevant activities require unanimous consent of the parties sharing control.

The results and assets and liabilities of associates or joint ventures are incorporated in these consolidated financial statements using the equity method of accounting, except when the investment, or a portion thereof, is classified as held for sale, in which case it is accounted for in accordance with AASB 5. Under the equity method, an investment in an associate or a joint venture is initially recognised in the consolidated statement of financial position at cost and adjusted thereafter to recognise the Group's share of the profit or loss and other comprehensive income of the associate or joint venture. When the Group's share of losses of an associate or a joint venture exceeds the Group's interest in that associate or joint venture (which includes any long-term interests that, in substance, form part of the Group's net investment in the associate or joint venture), the Group discontinues recognising its share of further losses. Additional losses are recognised only to the extent that the Group has incurred legal or constructive obligations or made payments on behalf of the associate or joint venture.

An investment in an associate or a joint venture is accounted for using the equity method from the date on which the investee becomes an associate or a joint venture. On acquisition of the investment in an associate or a joint venture, any excess of the cost of the investment over the Group's share of the net fair value of the identifiable assets and liabilities of the investee is recognised as goodwill, which is included within the carrying amount of the investment. Any excess of the Group's share of the net fair value of the identifiable assets and liabilities over the cost of the investment, after reassessment, is recognised immediately in profit or loss in the period in which the investment is acquired.

The requirements of AASB 139 are applied to determine whether it is necessary to recognise any impairment loss with respect to the Group's investment in an associate or a joint venture. When necessary, the entire carrying amount of the investment (including goodwill) is tested for impairment in accordance with AASB 136 *Impairment of Assets* as a single asset by comparing its recoverable amount (higher of value in use and fair value less costs to sell) with its carrying amount. Any impairment loss recognised forms part of the carrying amount of the investment. Any reversal of that impairment loss is recognised in accordance with AASB 136 *Impairment of Assets* to the extent that the recoverable amount of the investment subsequently increases.

The Group discontinues the use of the equity method from the date when the investment ceases to be an associate or a joint venture, or when the investment is classified as held for sale. When the Group retains an interest in the former associate or joint venture and the retained interest is a financial asset, the Group measures the retained interest at fair value at that date and the fair value is regarded as its fair value on initial recognition in accordance with AASB 139. The di˜ erence between the carrying amount of the associate or joint venture at the date the equity method was discontinued, and the fair value of any retained interest and any proceeds from disposing of a part interest in the associate or joint venture is included in the determination of the gain or loss on disposal of the associate or joint venture. In addition, the Group accounts for all amounts previously recognised in other comprehensive income in relation to that associate or joint venture on the same basis as would be required if that associate or joint venture had directly disposed of the related assets or liabilities. Therefore, if a gain or loss previously recognised in other comprehensive income by that associate or joint venture would be reclassified to profit or loss on the disposal of the related assets or liabilities, the Group reclassifies the gain or loss from equity to profit or loss (as a reclassification adjustment) when the equity method is discontinued.

The Group continues to use the equity method when an investment in an associate becomes an investment in a joint venture or an investment in a joint venture becomes an investment in an associate. There is no remeasurement to fair value upon such changes in ownership interests.

When the Group reduces its ownership interest in an associate or a joint venture but the Group continues to use the equity method, the Group reclassifies to profit or loss the proportion of the gain or loss that had previously been recognised in other comprehensive income relating to that reduction in ownership interest if that gain or loss would be reclassified to profit or loss on the disposal of the related assets or liabilities.

When a group entity transacts with an associate or a joint venture of the Group, profits and losses resulting from the transactions with the associate or joint venture are recognised in the Group's consolidated financial statements only to the extent of interests in the associate or joint venture that are not related to the Group.

C. PROPERTY, PLANT AND EQUIPMENT

Each class of plant and equipment is carried at cost or fair value less, where applicable, any accumulated depreciation and impairment losses.

PROPERTY

Freehold land and buildings that have been contributed at no cost are recognised at the fair value of the asset at the date that it is received.

PLANT AND EQUIPMENT

Plant and equipment are measured on the cost basis and therefore carried at cost less accumulated depreciation and any accumulated impairment. In the event the carrying amount of plant and equipment is greater than the estimated recoverable amount, the carrying amount is written down immediately to the estimated recoverable amount. A formal assessment of recoverable amount is made when impairment indicators are present.

The carrying amount of plant and equipment is reviewed annually by the directors to ensure it is not in excess of the recoverable amount from these assets. The recoverable amount is assessed on the basis of depreciated replacement cost.

The cost of fixed assets constructed within the Group includes the cost of materials, direct labour and borrowing costs.

Plant and equipment that have been contributed at no nominal cost are recognised at the fair value of the asset at the date that it is acquired.

DEPRECIATION

The depreciable amount of all fixed assets, including buildings but excluding freehold land, is depreciated on a straight-line basis over the asset's useful life to the Group commencing from the time the asset is available for use. Leasehold improvements are depreciated over the shorter of either the unexpired period of the lease or the estimated useful lives of the improvements.

The depreciation rates used for each class of depreciable assets are:

Class of Fixed Asset	Depreciation Rate
Buildings and improvements	2.5% - 12.5%
Plant and equipment	10% - 50%
Motor Vehicles	12.5% - 33.3%

The assets' residual values and useful lives are reviewed, and adjusted if appropriate, at the end of each reporting period.

Gains and losses on disposals are determined by comparing proceeds with the carrying amount. These gains and losses are included in the Statement of Profit or Loss and Other comprehensive income.

CAPITAL WORK IN PROGRESS

Capital work in progress is measured at cost. Cost includes both the fixed and variable cost relating to the specific contracts and those costs that are attributable to the contract activity in general and that can be allocated on a reasonable basis.

REVALUATIONS

The Group's policy is to have its secured properties valued on at least a three year basis in compliance with the finance facility agreement. The directors elected to value the non-secured properties on a three year basis or where it believes there is an indication that its property assets have been impaired.

EQUITY PROJECTS

Equity projects represent the investments in properties jointly owned by the Group and the Government of Western Australia Housing Authority. The Group has contributed between 2% and 20% of the capital value of the properties. These are recognised at cost.

D. BORROWINGS

Borrowings are initially recognised at fair value, net of transaction costs incurred. Borrowings are subsequently measured at amortised cost. Any di˜erence between the proceeds (net of transaction costs) and the redemption amount is recognised in the income statement over the period of the borrowings using the e˜ective interest method.

Borrowings are classified as current liabilities unless the Group has an unconditional right to defer settlement of the liability for at least 12 months after the balance sheet date.

E. BORROWING COSTS

Borrowing costs directly attributable to the acquisition or construction of qualifying assets, which are assets that necessarily take a substantial period of time to get ready for their intended use or sale, are added to the cost of the assets, until such time as the assets are substantially ready for their intended use.

All other borrowing costs are recognised in Statement of Profit or Loss and Other Comprehensive Income in the period in which they are incurred.

F. LEASES

Lease payments for operating leases, where substantially all the risks and benefits remain with the lessor, are charged as expenses on a straight-line basis over the lease term.

G. FINANCIAL INSTRUMENTS

INITIAL RECOGNITION AND MEASUREMENT

Financial assets and financial liabilities are recognised when the Group becomes a party to the contractual provisions to the instrument. For financial assets, this is equivalent to the date that the Group commits itself to either the purchase or sale of the asset (i.e. trade date accounting is adopted).

Financial instruments are initially measured at fair value plus transaction costs, except where the instrument is classified "at fair value through profit or loss", in which case transaction costs are expensed to profit or loss immediately.

CLASSIFICATION AND SUBSEQUENT MEASUREMENT

Financial instruments are subsequently measured at fair value, amortised cost using the e˜ ective interest method, or cost.

Amortised cost is calculated as the amount at which the financial asset or financial liability is measured at initial recognition less principal repayments and any reduction for impairment, and adjusted for any cumulative amortisation of the di˜ erence between that initial amount and the maturity amount calculated using the e˜ ective interest method.

(i) Financial assets at fair value through profit or loss

Financial assets are classified at fair value through profit or loss when they are held for trading for the purpose of short term profit taking, derivatives not held for hedging purposes, or when they are designated as such to avoid an accounting mismatch or to enable performance evaluation where a group of financial assets is managed by key management personal on a fair value basis in accordance with a documented risk management or investment strategy. Such assets are subsequently measured at fair value with changes in fair value (i.e. gains or losses) being recognised in profit or loss.

(ii) Loans and receivables

Loans and receivables are non-derivative financial assets with fixed or determinable payments that are not quoted in an active market and are subsequently measured at amortised cost.

(iii) Held-to-maturity investments

Held-to-maturity investments are non-derivative financial assets that have fixed maturities and fixed or determinable payments, and it is the Group's intention to hold these investments to maturity. They are measured at amortised cost using the e˜ ective interest method less any impairment.

(iv) Financial Liabilities

Non-derivative financial liabilities other than financial guarantees are subsequently measured at amortised cost.

(v) Impairment

At the end of each reporting period, the Group assesses whether there is objective evidence that a financial instrument has been impaired.

In the case of available-for-sale financial assets, a prolonged decline in the value of the instrument is considered to constitute a loss event. Impairment losses are recognised in profit or loss immediately. Also, any cumulative decline in fair value previously recognised in other comprehensive income is reclassified to profit or loss at this point.

(vi) Derecognition

Financial assets are derecognised where the contractual rights to receipt of cash flows expires or the asset is transferred to another party whereby the Group no longer has any significant continuing involvement in the risks and benefits associated with the asset. Financial liabilities are derecognised where the related obligations are discharged, cancelled or expired. The di˜ erence between the carrying value of the financial liability, which is extinguished or transferred to another party and the fair value of consideration paid, including the transfer on non-cash assets or liabilities assumed, is recognised in profit or loss.

H. IMPAIRMENT OF ASSETS

At the end of each reporting period, the Group reviews the carrying value of its tangible and intangible assets to determine whether there is any indication that those assets may have been impaired. If such an indication exists, an impairment test is carried out on the asset by comparing the recoverable amount of the asset, being the higher of the asset's fair value less costs to sell and value in use, to the asset's carrying amount. Any excess of the asset's carrying amount over its recoverable amount is recognised immediately in profit or loss.

Where the future economic benefits of the asset are not primarily dependent on the asset's ability to generate net cash inflows and when the Group would, if deprived of the asset, replace its remaining future economic benefits, value in use is determined as the depreciated replacement cost of an asset.

Where it is not possible to estimate the recoverable amount of an asset class, the Group estimates the recoverable amount of the cash-generating unit to which the class of assets belong.

I. EMPLOYEE BENEFITS

Provision is made for the Group's liability for employee benefits arising from services rendered by employees to the end of the reporting period.

Contributions are made by the Group to an employee superannuation fund and are charged as expenses when incurred.

J. MAINTENANCE COSTS

Day to day servicing costs or maintenance are charged to profit or loss when expenses are incurred, except where they relate to the

replacement of a part or components of an asset, which extends its life or increases the value of the asset in which case the costs are capitalised within property plant and equipment.

K. CASH AND CASH EQUIVALENTS

Cash and cash equivalents include cash on hand, deposits available on demand with banks and other short-term highly liquid investments.

L. GOODS AND SERVICES TAX ("GST")

Revenues, expenses and assets are recognised net of the amount of GST, except where the amount of GST incurred is not recoverable from the Australian Tax O¥ ce ("ATO").

Receivables and payables are stated inclusive of the amount of GST. The net amount of GST recoverable from, or payable to, the ATO is included with other receivables or payables in the statement of financial position.

Cash flows are presented on a gross basis. The GST components of cash flows arising from investing or financing activities which are recoverable from, or payable to, the ATO are presented as operating cash flows included in receipts from customers or payments to suppliers.

M. INCOME TAX

Income tax expense represents the sum of the tax currently payable and deferred tax.

CURRENT TAX

The current income tax payable is based on taxable profit for the year. Taxable profit di˜ ers from profit before tax as reported in the consolidated Statement of Profit or Loss and Other comprehensive Income because of items of income or expense that are taxable or deductible in other years and items that are never taxable or deductible. The Group's current tax is calculated using tax rates that have been enacted or substantively enacted by the end of the reporting period.

DEFERRED TAX

Deferred tax is recognised on temporary di˜ erences between the carrying amounts of assets and liabilities in the consolidated financial statements and the corresponding tax bases used in the computation of taxable profit. Deferred tax liabilities are generally recognised for all taxable temporary di˜ erences. Deferred tax assets are generally recognised for all deductible temporary di˜ erences to the extent that it is probable that taxable profits will be available against which those deductible temporary di˜ erences can be utilised. Such deferred tax assets and liabilities are not recognised if the temporary di˜ erence arises from the initial recognition (other than in a business combination) of assets and liabilities in a transaction that a˜ ects neither the taxable profit nor the accounting profit. In addition, deferred tax liabilities are not recognised if the temporary di˜ erence arises from the initial recognition of goodwill.

Deferred tax liabilities are recognised for taxable temporary di˜ erences associated with investments in subsidiaries and associates, and interests in joint ventures, except where the Group is able to control the reversal of the temporary di˜ erence and it is probable that the temporary di˜ erence will not reverse in the foreseeable future. Deferred tax assets arising from deductible temporary di˜ erences associated with such investments and interests are only recognised to the extent that it is probable that there will be su¥ cient taxable profits against which to utilise the benefits of the temporary di˜ erences and they are expected to reverse in the foreseeable future.

The carrying amount of deferred tax assets is reviewed at the end of each reporting period and reduced to the extent that it is no longer probable that su¥ cient taxable profits will be available to allow all or part of the asset to be recovered.

Deferred tax assets and liabilities are measured at the tax rates that are expected to apply in the period in which the liability is settled or the asset realised, based on tax rates (and tax laws) that have been enacted or substantively enacted by the end of the reporting period. The measurement of deferred tax liabilities and assets reflects the tax consequences that would follow from the manner in which the Group expects, at the end of the reporting period, to recover or settle the carrying amount of its assets and liabilities.

Deferred tax liabilities and assets are o˜ set when there is a legally enforceable right to set o˜ current tax assets against current tax liabilities and when they relate to income taxes levied by the same taxation authority and the Group intends to settle its current tax assets and liabilities on a net basis.

N. INTANGIBLES

COMPUTER SOFTWARE

Computer software is initially recorded at cost, has a finite life and is carried at cost less any accumulated amortisation and impairment losses. It has an estimated useful life of 3 to 8 years and is assessed annually for impairment.

The development expenditure of computer software developed within the Group includes costs of services and costs of employee benefits arising from the generation of the asset.

DERECOGNITION OF INTANGIBLE ASSETS

An intangible asset is derecognised on disposal, or when no future economic benefits are expected from use or disposal. Gains or losses arising from derecognition of an intangible asset, measured as the di˜ erence between the net disposal proceeds and the carrying amount of the asset are recognised in profit or loss when the asset is derecognised.

O. PROVISIONS

Provisions are recognised when the Group has a legal or constructive obligation, as a result of past events, for which it is probable that an outflow

of economic benefits will result and that outflow can be reliably measured. Provisions recognised represent the best estimate of the amounts required to settle the obligation at the end of the reporting period.

P. TRADE AND OTHER PAYABLES

Trade and other payables represent the liability outstanding at the end of the reporting period for goods and services received by the Group during the reporting period which remain unpaid. The balance is recognised as a current liability with the amounts normally paid within 30 days of the recognition of the liability.

Q. COMPARATIVE FIGURES

Where required by Accounting Standards comparative figures have been adjusted to conform with changes in presentation for the current financial year.

R. FAIR VALUE OF ASSETS AND LIABILITIES

The Group measures some of its assets and liabilities at fair value on either a recurring or non-recurring basis, depending on the requirements of the applicable Accounting Standard.

Fair value is the price the Group would receive to sell an asset or would have to pay to transfer a liability in an orderly (i.e. unforced) transaction between independent, knowledgeable and willing market participants at the measurement date.

As fair value is a market-based measure, the closest equivalent observable market pricing information is used to determine fair value. Adjustments to market values may be made having regard to the characteristics of the specific asset or liability. The fair values of assets and liabilities that are not traded in an active market are determined using one or more valuation techniques. These valuation techniques maximise, to the extent possible, the use of observable market data.

To the extent possible, market information is extracted from either the principal market for the asset or liability (i.e. the market with the greatest volume and level of activity for the asset or liability) or, in the absence of such a market, the most advantageous market available to the entity at the end of the reporting period (i.e. the market that maximises the receipts from the sale of the asset or minimises the payments made to transfer the liability, after taking into account transaction costs and transport costs).

For non-financial assets, the fair value measurement also takes into account a market participant's ability to use the asset in its highest and best use or to sell it to another market participant that would use the asset in its highest and best use.

The fair value of liabilities and the entity's own equity instruments (excluding those related to share-based payment arrangements) may be valued, where there is no observable market price in relation to the transfer of such financial instruments, by reference to observable market information where such instruments are held as assets. Where this information is not available, other valuation techniques are adopted and, where significant, are detailed in the respective note to the financial statements.

VALUATION TECHNIQUES

In the absence of an active market for an identical asset or liability, the Group selects and uses one or more valuation techniques to measure the fair value of the asset or liability. The Group selects a valuation technique that is appropriate in the circumstances and for which su¥ cient data is available to measure fair value. The availability of su¥ cient and relevant data primarily depends on the specific characteristics of the asset or liability being measured. The valuation techniques selected by the Group are consistent with one or more of the following valuation approaches:

Market approach: valuation techniques that use prices and other relevant information generated by market transactions for identical or similar assets or liabilities.

Income approach: valuation techniques that convert estimated future cash flows or income and expenses into a single discounted present value.

Cost approach: valuation techniques that reflect the current replacement cost of an asset at its current service capacity.

Each valuation technique requires inputs that reflect the assumptions that buyers and sellers would use when pricing the asset or liability, including assumptions about risks. When selecting a valuation technique, the Group gives priority to those techniques that maximise the use of observable inputs and minimise the use of unobservable inputs. Inputs that are developed using market data (such as publicly available information on actual transactions) and reflect the assumptions that buyers and sellers would generally use when pricing the asset or liability are considered observable, whereas inputs for which market data is not available and therefore are developed using the best information available about such assumptions are considered unobservable.

FAIR VALUE HIERARCHY

AASB 13 requires the disclosure of fair value information by level of the fair value hierarchy, which categorises fair value measurements into one of three possible levels based on the lowest level that an input that is significant to the measurement can be categorised into as follows:

Level 1

Measurements based on quoted prices (unadjusted) in active markets for identical assets or liabilities that the entity can access at the measurement date.

Level 2
Measurements based on inputs other than quoted prices included in Level 1 that are observable for the asset or liability, either directly or indirectly.

Level 3
Measurements based on unobservable inputs for the asset or liability.

The fair values of assets and liabilities that are not traded in an active market are determined using one or more valuation techniques. These valuation techniques maximise, to the extent possible, the use of observable market data. If all significant inputs required to measure fair value are observable, the asset or liability is included in Level 2. If one or more significant inputs are not based on observable market data, the asset or liability is included in Level 3.

The Group would change the categorisation within the fair value hierarchy only in the following circumstances:

(i) if a market that was previously considered active (Level 1) became inactive (Level 2 or Level 3) or vice versa; or

(ii) if significant inputs that were previously unobservable (Level 3) became observable (Level 2) or vice versa.

When a change in the categorisation occurs, the Group recognises transfers between levels of the fair value hierarchy (i.e. transfers into and out of each level of the fair value hierarchy) on the date the event or change in circumstances occurred.

S. OTHER KEY ESTIMATES

The directors evaluate estimates and judgments incorporated into the financial report based on historical knowledge and best available current information. Estimates assume a reasonable expectation of future events and are based on current trends and economic data, obtained both externally and within the Group.

VALUATION OF LAND AND BUILDINGS

The Group engaged the services of an independent Valuation company approved by the finance facility provider to conduct the valuation of land and buildings. During the financial year ending on 30 June 2016 the group had undertaken valuations of approximately one third of the carrying value of the assets.

Based on these independent valuations an impairment loss of $209,000 was recognised to reduce the carrying amount to be in line with independent valuation.

ESTIMATION OF USEFUL LIVES OF ASSETS

The Group determines the estimated useful lives and related depreciation and amortisation charges for its property, plant and equipment, and finite life intangible assets.

The useful lives could change significantly as a result of technical innovations or some other event. The depreciation and amortisation charge will increase where the useful lives are less than previously estimated lives, or technically obsolete or non-strategic assets that have been abandoned or sold will be written off or written down.

IMPAIRMENT OF TRADE RECEIVABLES

Included in accounts receivable is an allowance for doubtful debts of Trade Receivables of $371,000 (2015: $421,000). This is based on the historical level of bad debts written-off as unrecoverable and the age of the related debts.

CAPITALISED MAJOR MAINTENANCE

The Group capitalises major maintenance costs which are outside the scope of routine day to day maintenance. The Directors believe these costs improve the properties and allow the Group to continue to generate income from these assets.

The improvements for leasehold properties are depreciated over the shorter of the estimated useful life of that improvement and unexpired term of lease if applicable.

T. APPLICATION OF NEW AND REVISED ACCOUNTING STANDARDS

NEW, REVISED OR AMENDING ACCOUNTING STANDARDS AND INTERPRETATIONS ADOPTED

The group has adopted all of the new, revised or amending Accounting Standards and Interpretations issued by the Australian Accounting Standards Board ('AASB') that are mandatory for the current reporting period. The adoption of these Accounting Standards and Interpretations did not have any significant impact on the financial performance or position of the group during the financial year.

Any new, revised or amending Accounting Standards or Interpretations that are not yet mandatory have not been early adopted.

NEW ACCOUNTING STANDARDS AND INTERPRETATIONS NOT YET MANDATORY OR EARLY ADOPTED

Australian Accounting Standards and Interpretations that have recently been issued or amended but are not yet mandatory, have not been early adopted by the group for the annual reporting period ended 30 June 2016. The group's assessment of the impact of these new or amended Accounting Standards and Interpretations, most relevant to the group, are set out below.

AASB 9 Financial Instruments	This standard is applicable to annual reporting periods beginning on or after 1 January 2018. The standard replaces all previous versions of AASB 9 and completes the project to replace IAS 39 'Financial Instruments: Recognition and Measurement'. AASB 9 introduces new classification and measurement models for financial assets. A financial asset shall be measured at amortised cost, if it is held within a business model whose objective is to hold assets in order to collect contractual cash flows, which arise on specified dates and solely principal and interest. All other financial instrument assets are to be classified and measured at fair value through profit or loss unless the entity makes an irrevocable election on initial recognition to present gains and losses on equity instruments (that are not held-for-trading) in other comprehensive income ('OCI'). For financial liabilities, the standard requires the portion of the change in fair value that relates to the entity's own credit risk to be presented in OCI (unless it would create an accounting mismatch). New simpler hedge accounting requirements are intended to more closely align the accounting treatment with the risk management activities of the entity. New impairment requirements will use an 'expected credit loss' ('ECL') model to recognise an allowance. Impairment will be measured under a 12-month ECL method unless the credit risk on a financial instrument has increased significantly since initial recognition in which case the lifetime ECL method is adopted. The standard introduces additional new disclosures. The group will adopt this standard from 1 July 2018 but the impact of its adoption is yet to be assessed by the group.
AASB 15 Revenue from Contracts with Customers	This standard is applicable to annual reporting periods beginning on or after 1 January 2018. The standard provides a single standard for revenue recognition. The core principle of the standard is that an entity will recognise revenue to depict the transfer of promised goods or services to customers in an amount that reflects the consideration to which the entity expects to be entitled in exchange for those goods or services. The standard will require: contracts (either written, verbal or implied) to be identified, together with the separate performance obligations within the contract; determine the transaction price, adjusted for the time value of money excluding credit risk; allocation of the transaction price to the separate performance obligations on a basis of relative stand-alone selling price of each distinct good or service, or estimation approach if no distinct observable prices exist; and recognition of revenue when each performance obligation is satisfied. Credit risk will be presented separately as an expense rather than adjusted to revenue. For goods, the performance obligation would be satisfied when the customer obtains control of the goods. For services, the performance obligation is satisfied when the service has been provided, typically for promises to transfer services to customers. For performance obligations satisfied over time, an entity would select an appropriate measure of progress to determine how much revenue should be recognised as the performance obligation is satisfied. Contracts with customers will be presented in an entity's statement of financial position as a contract liability, a contract asset, or a receivable, depending on the relationship between the entity's performance and the customer's payment. Su¥ cient quantitative and qualitative disclosure is required to enable users to understand the contracts with customers; the significant judgements made in applying the guidance to those contracts; and any assets recognised from the costs to obtain or fulfil a contract with a customer. The group will adopt this standard from 1 July 2018 but the impact of its adoption is yet to be assessed by the group.
AASB 16 Leases	This standard is applicable to annual reporting periods beginning on or after 1 January 2019. The standard replaces AASB 117 'Leases' and for lessees will eliminate the classifications of operating leases and finance leases. Subject to exceptions, a 'right-of-use' asset will be capitalised in the statement of financial position, measured as the present value of the unavoidable future lease payments to be made over the lease term. The exceptions relate to short-term leases of 12 months or less and leases of low-value assets (such as personal computers and small o¥ ce furniture) where an accounting policy choice exists whereby either a 'right-of-use' asset is recognised or lease payments are expensed to profit or loss as incurred. A liability corresponding to the capitalised lease will also be recognised, adjusted for lease prepayments, lease incentives received, initial direct costs incurred and an estimate of any future restoration, removal or dismantling costs. Straight-line operating lease expense recognition will be replaced with a depreciation charge for the leased asset (included in operating costs) and an interest expense on the recognised lease liability (included in finance costs). In the earlier periods of the lease, the expenses associated with the lease under AASB 16 will be higher when compared to lease expenses under AASB 117. However EBITDA (Earnings Before Interest, Tax, Depreciation and Amortisation) results will be improved as the operating expense is replaced by interest expense and depreciation in profit or loss under AASB 16. For classification within the statement of cash flows, the lease payments will be separated into both a principal (financing activities) and interest (either operating or financing activities) component. For lessor accounting, the standard does not substantially change how a lessor accounts for leases. The group will adopt this standard from 1 July 2019 but the impact of its adoption is yet to be assessed by the group.

	NOTE	2016 $ '000	2015 $ '000
NOTE 2. REVENUE			
Revenue from government grants and other grants			
- Contributions – Gifted properties		25,645	-
- State / federal government grants		3,686	2,925
		29,331	**2,925**
Other revenue			
- Rental income		17,128	16,314
- Property management fees		415	432
- Sundry revenue		226	171
		17,769	**16,917**
Total revenue		**47,100**	**19,842**

	NOTE	2016 $ '000	2015 $ '000
NOTE 3. EXPENSES			
Doubtful debts expense		247	306
Rental expense		360	355
Property expenses		3,755	3,394
Ongoing maintenance expenses		2,923	2,621
Audit services			
- Current audit fees		35	41
- Under provision from previous year		13	10
Directors Fees		14	14
Impairment loss on properties		209	-
Depreciation and Amortisation			
- Depreciation of Property Plant and Equipment		2,770	2,532
- Amortisation of Intangibles		147	138
		2,917	**2,670**

	NOTE	2016 $ '000	2015 $ '000
NOTE 4. INCOME TAX			
(a) Income tax (benefit)/expense			
Current tax		-	6
Deferred tax		(30)	(11)
		(30)	**(5)**
Deferred income tax expense included in income tax expense comprises:			
- (Increase) in deferred tax assets		(30)	(11)
		(30)	**(11)**
(b) Reconciliation of income tax expense to prima facie tax payable			
Profit from ordinary activities before income tax		26,698	912
The prima facie tax payable on profit from ordinary activities before income tax is reconciled to the income tax expense as follows:			
Prima facie tax on operating profit at 30%		8,009	273
Add / (Less)			
Tax effect of:			
Profit attributable to income tax exempt entities		(8,039)	(273)
Non-deductible expenses		(6)	6
Movement in temporary differences		6	(11)
Income tax attributable to operating profit		**(30)**	**(5)**
Balance of franking account at year end		nil	nil
(c) Current tax assets and liabilities			
Income tax refundable		21	-
Income tax payable		-	(6)
		21	**(6)**
(d) Deferred tax assets			
Provisions & accruals		6	11
Unused tax losses		35	-
Net deferred tax assets		**41**	**11**

	NOTE	2016 $ '000	2015 $ '000
NOTE 5. CASH AND CASH EQUIVALENTS			
CURRENT			
Cash at bank		3,343	2,312
Short-term deposits		110	969
Cash on hand		2	2
Total cash and cash equivalents as stated in the statement of financial position		**3,455**	**3,283**
The effective interest rate on short term bank deposit varied between 175%-2.60%			
Reconciliation of cash and cash equivalents			
Cash and cash equivalents at the end of financial year as shown in the Statement of Cash Flows are reconciled to items in the balance sheet as follows:			
Cash and cash equivalents		**3,455**	**3,283**

	NOTE	2016 $ '000	2015 $ '000
NOTE 6. TRADE AND OTHER RECEIVABLES			
CURRENT			
Trade receivables		758	799
Allowance for doubtful debts		(310)	(369)
		448	**430**
Prepayments		199	78
Receivable under National Rental A˜ ordability Scheme		2,448	1499
Other receivables		1425	693
Allowance for doubtful debts		(61)	(52)
Total current trade and other receivables		**4,459**	**2,648**

(i) Credit Risk – Trade and Other Receivables
The Group does not have any material credit risk exposure to any receivable.

The following table details the Group's trade and other receivables exposed to credit risk with ageing analysis and impairment. Amounts are considered as 'past due' when the debt has not been settled within the terms and conditions agreed between the Group and the customer or counter party to the transaction. Receivables that are past due are assessed for impairment by ascertaining solvency of the debtors and are provided for where there are specific circumstances indicating that the debt may not be fully repaid to the Group.

A bond not exceeding four weeks rent is held from tenants as security for costs upon vacating a property, which further reduces the credit risk to the Group. In line with the Department of Commerce requirement, bond money is lodged with the Bond Administrator no later than 14 days after the receipt of the money.

The Group believes it has adequately provided for doubtful debts.

The balances of receivables that remain within initial trade terms (as detailed in the table) are considered to be of high credit quality.

Invoices are raised with the terms of trade of 15 days. The Group has recognised an allowance for doubtful debts of 100% against items 180 days and older.

			PAST DUE BUT NOT IMPAIRED (DAYS OVERDUE)					
2016	GROSS AMOUNT	PAST DUE AND IMPAIRED	<30	31 – 60	61 – 90	91-150	>150	WITHIN INITIAL TRADE TERMS
	$ '000	$ '000	$ '000	$ '000	$ '000	$ '000	$ '000	$ '000
Trade and term receivables	758	310	189	71	41	92	55	-
Other receivables	3,873	61	-	-	-	-	-	3,812
	4,631	**371**	**189**	**71**	**41**	**92**	**55**	**3,812**

			PAST DUE BUT NOT IMPAIRED (DAYS OVERDUE)					
2015	GROSS AMOUNT	PAST DUE AND IMPAIRED	<30	31 – 60	61 – 90	91-150	>150	WITHIN INITIAL TRADE TERMS
	$ '000	$ '000	$ '000	$ '000	$ '000	$ '000	$'000	$ '000
Trade and term receivables	799	369	185	35	48	87	75	-
Other receivables	2,192	52	-	-	-	-	-	2,140
	2,991	**421**	**185**	**35**	**48**	**87**	**75**	**2,140**

	NOTE	2016 $ '000	2015 $ '000
NOTE 7. PROPERTY PLANT AND EQUIPMENT			
LAND AND BUILDINGS			
Freehold land at cost:			
- Gifted land at acquisition		58,299	43,508
- Freehold land at acquisition		5,035	4,293
Total Land		**63,334**	**47,801**
Buildings			
- Freehold buildings at cost		23,232	20,989
- Gifted buildings at cost		78,303	67,283
- Less accumulated depreciation and impairment		(9,621)	(7,009)
Total buildings		**91,914**	**81,263**
Equity interests in properties		1,334	1,334
Total Land and Buildings		**156,582**	**130,398**
PLANT AND EQUIPMENT			
Office furniture and equipment			
- At cost		721	692
- Less accumulated depreciation		(596)	(505)
		125	**187**
Leasehold Improvements			
- At cost		1,693	1,677
- Less accumulated depreciation		(1,406)	(1,167)
		287	**510**
Independent living programme and general furniture			
- At cost		207	207
- Less accumulated depreciation		(172)	(149)
		35	**58**
Total Plant and Equipment		**447**	**755**
MOTOR VEHICLES			
- At cost		53	-
- Less accumulated depreciation		(9)	-
Total Motor Vehicles		**44**	-
Total Property, Plant and Equipment		**157,073**	**131,153**

Equity interests in properties represent investments in properties jointly owned by the Group and Government of Western Australia Housing Authority. Per various agreements the Group has contributed up to 20% of the capital value of these properties.

MOVEMENTS IN CARRYING AMOUNTS

Movement in the carrying amounts for each class of property, plant and equipment between the beginning and the end of the current financial year.

	NOTE	LAND AND BUILDINGS	PLANT AND EQUIPMENT	MOTOR VEHICLES	TOTAL
		$ '000	$ '000	'000	$ '000
2015					
Balance at 1 July 2014		125,547	957	-	126,504
Additions		844	200	-	1044
Transferred from Development Projects Under WIP	8	6,909	-	-	6,909
Disposals		(568)	-	-	(568)
Write o" s		(162)	(42)	-	(204)
Depreciation expense		(2,172)	(360)	-	(2,532)
Carrying amount at 30 June 2015		**130,398**	**755**	**-**	**131,153**

	NOTE	LAND AND BUILDINGS	PLANT AND EQUIPMENT	MOTOR VEHICLES	TOTAL
		$ '000	$ '000	$ '000	$ '000
2016					
Balance at 1 July 2015		130,398	755	-	131153
Additions		26,179	44	53	26,277
Transferred from Development Projects Under WIP	8	3,874	-	-	3,874
Disposals		(1246)	-	-	(1246)
Write-o" s		(5)	-	-	(5)
Impairment losses		(209)	-	-	(209)
Depreciation expense		(2,409)	(352)	(9)	(2,770)
Carrying amount at 30 June 2016		**156,582**	**447**	**44**	**157,073**

The following useful lives are used in the calculation of depreciation:

Buildings and improvements	8 - 40 years
Plant and equipment	2 - 10 years
Motor Vehicles	3 - 8 years

Restricted Covenants and Caveats registered over Land and Buildings
Restricted Covenants and Caveats have been registered in favour of the Government of Western Australia Housing Authority, over certain Land and Buildings. These restricted covenants and caveats require the Government of Western Australia Housing Authority's permission should the Group wish to deal with the properties in any way.

Assets pledged as security
Land and buildings amounting to $96.7 million of net book value as at 30 June 2016 have been pledged to secure borrowings of the Group (see note 12). They have been pledged as security for the bank loans under mortgage. The Group cannot pledge these assets as security for other borrowings or sell them without approval from the mortgagee.

Measurement of the Group's gifted land and buildings
The Group's gifted land and buildings are stated at cost less any subsequent accumulated depreciation on buildings and subsequent accumulated impairment losses.

The gifted land and buildings that have been contributed at no nominal cost are recognised at the fair value of the asset at the date that they are received. The Group has not subsequently fair valued the gifted land and buildings and therefore are deemed to be at cost.

Measurement of the Group's freehold land and buildings
The Group's freehold land and buildings are stated at cost incurred in development less any subsequent accumulated depreciation on buildings and subsequent accumulated impairment losses.

During the year, the business contracted LMW Hegney Perth, an independent valuer not related to the Group, to undertake a fair market valuation of a portion of its properties as required by the finance facility

agreement. The Group has valued approximately one third of its land and buildings with a carrying amount of $52.9 million as at June 2016. The fair value of the properties was determined based on the market comparable approach that reflects recent transaction prices for similar properties. These land and buildings were fair valued by LMW Hegney at $67.7 million which is an excess of $14.8 million over the net book value as at June 2016.

Impairment losses recognised in the year
In review of the fair values based on the market comparable approach for individual property assets, the Group decided to recognise an impairment loss of $209,000 on all assets where the fair values are less than the carrying amounts. The recoverable amount of the relevant assets has been determined on the basis of their fair value less costs of disposal. Those assets impaired belonged to the Group's Gifted Properties asset class.

	NOTE	2016 $ '000	2015 $ '000
NOTE 8. DEVELOPMENT PROJECTS UNDER WORK IN PROGRESS			
NON-CURRENT			
Balance at the beginning of year		8,059	4,536
Additions during the year		14,108	10,432
Transferred to properties	7	(3,874)	(6,909)
Project costs write o"		(68)	-
Balance at the end of the year		**18,225**	**8,059**

In relation to the acquisition and construction of the development projects borrowing costs amounting to $199,000 (2015: $325,000) have been capitalised during the period.

	NOTE	2016 $ '000	2015 $ '000
NOTE 9. INTANGIBLE ASSETS			
Computer software		771	857
		771	**857**

	Computer software
Cost	
Balance at the beginning of year	1288
Additions during the period	62
Balance at end of year	**1,350**
	Computer software
Accumulated Amortisation and Impairment	
Balance at the beginning of year	(432)
Amortisation expense	(147)
Balance at the end of the year	**(579)**
	771

	NOTE	2016 $ '000	2015 $ '000
NOTE 10. INTEREST IN JOINT VENTURES			
The Group had a 50% interest in the Eaton Joint Venture, whose principle activities are the development and construction of properties. The interests in the Joint Ventures are accounted for in the financial statement using the equity method.			
Balance at the beginning of the year		54	322
Distributions received during the period		(96)	(200)
Profit on discontinuation of JV		42	-
Impairment		-	(68)
Investment in Joint Ventures		**-**	**54**

	NOTE	2016 $ '000	2015 $ '000
NOTE 11. TRADE AND OTHER PAYABLES			
CURRENT			
Trade payables		2,453	159
Government grants received in advance		1969	1969
Other current payables		2,385	2,476
Employee benefits payable		25	246
		6,832	**4,850**
NON-CURRENT			
Other non-current payable		15	-
		15	**-**

All trade and other payables are unsecured and the average credit period on purchases is between 14 and 60 days.

	NOTE	2016 $ '000	2015 $ '000
NOTE 12. FINANCIAL LIABILITES			
NON- CURRENT- SECURED			
Bank Loan		22,000	13,000
Total		**22,000**	**13,000**

(a) Facility
The total facility available to Access Housing Australia Limited as of 30 June 2016 is $40 million being the lesser of $40 million and an amount equivalent to 40% of the aggregate independent in line value of properties as specified in the loan agreement based on the independent in line valuation performed in 2015/16, which amounted to $111 million. There is a tripartite agreement in place between the Commonwealth Bank of Australia, Government of Western Australia Housing Authority and Access Housing Australia Limited covering this facility.

(b) Assets pledged as security
- First ranking charge over assets pledged as security.
- Fixed property mortgages over residential property portfolio valued at circa $111 million consisting of 422 properties.

(c) Interest terms
Interest rates are set based on the average Bank Bill Swap Bid Rate ("BBSY") plus a margin of 0.7% for a term equivalent to the interest period.

(d) Loan Repayment Terms
As per the extended facility arrangement that came into e˜ ect on 20 May 2015, the borrower must repay all outstanding principal amounts by 30 November 2019, the termination date of the facility.

(e) Financial undertakings
As per the extended finance facility arrangement the borrower must operate above specified hurdle ratios for interest cover and debt service.

As at 30 June 2016, the Group was in compliance with all the required financial undertakings.

	NOTE	2016 $ '000	2015 $ '000
NOTE 13. PROVISIONS			
CURRENT			
Provision for annual leave		527	402
Provision for long service leave		218	144
		745	**546**
NON CURRENT			
Provision for long service leave		156	94
		156	**94**

NOTE 14. EQUITY

The Group is incorporated under the Corporation Act 2001and is limited by guarantee and has no paid up capital. The members' guarantee is limited to $1per member. At 30 June 2016 the number of members was 8 (2015: 9).

	NOTE	2016 $ '000	2015 $ '000
NOTE 15. COMMITMENTS			
Operating Lease Commitments			
Non-cancellable operating leases contracted for but not recognised			
Payable – minimum lease payments			
- not later than 12 months		574	564
- later than 12 months but not later than 5 years		364	595
- later than 5 years		-	-
		938	**1,159**

The property lease commitments are non-cancellable operating leases contracted for but not recognised in the financial statements. Increase in lease commitments may occur in line with the Consumer Price Index (CPI).

The motor vehicle lease commitments are operating leases contracted for a term of less than one year.

CAPITAL COMMITMENTS

The Group has a number of building contracts in place in relation to nine development projects. The outstanding commitments on these contracts at 30 June 2016 was $26,497,000 (2015: $9,328,000). The Group had no other capital commitments at 30 June 2016.

	NOTE	2016 $ '000	2015 $ '000
NOTE 16. CASH FLOW INFORMATION			
Reconciliation of profit for the year to net cash flows from operating activities			
Profit after tax		26,728	917
Income tax benefit recognised in profit or loss		(30)	(5)
Non cash flows			
- Depreciation and amortisation		2,917	2,670
- Gifted properties		(25,645)	-
- Gain on disposal of property, plant and equipment		(128)	(216)
- (Decrease) / increase in provision for doubtful debts		(50)	94
- Share of profits of joint ventures		(42)	-
- Property, plant and equipment impaired and written o˜		214	204
- Investment impaired		68	68
Movements in Working Capital			
- (Decrease) / increase in trade and other payables		(150)	2,107
- Increase in trade and other receivables		(1783)	(1333)
- Increase in provisions		261	98
Net cash generated by operating activities		**2,360**	**4,604**

NOTE 17. CONTINGENT LIABILITIES

There are no contingent liabilities as at 30 June 2016.

NOTE 18. EVENTS AFTER THE REPORTING PERIOD

No material events have occurred subsequent to the reporting period.

NOTE 19. RELATED PARTY TRANSACTIONS

The Group's related parties include its key management personnel and related entities as described below.

(A) REMUNERATION OF KEY MANAGEMENT PERSONNEL

Name, position held of key management personnel and their remuneration disclosed below:

NAME OF THE KEY MANAGEMENT PERSONNEL	POSITION HELD
David Lantzke	Director / Chairperson
Malcolm O'Dell	Director
Rebecca Strom	Director
Christopher Parkinson	Director
Matthew Raison	Director
Geo¨ Lotter	Director
Debra Bakker	Director
Hon. James (Jim) McGinty AM	Director
Michael Mitchell	Director (resigned 08/06/2016)
Garry Ellender	Chief Executive O¥ cer
Allan Wilkerson	General Manager Tenancy Services
Ian Aiyathurai	Chief Financial O¥ cer
Susan Groome	General Manager Property Assets

KEY MANAGEMENT PERSONNEL REMUNERATION

	2016 $ '000	2015 $ '000
Short term employee benefits	819	781
Other benefits	41	30
	860	**811**

Of the above, $14,000 (2015: $14,000) relates to directors fees which directors have not taken in cash but have been set aside to be donated to charity.

(B) TRANSACTIONS WITH RELATED ENTITIES

Balances and transactions between the company and its subsidiaries have been eliminated on consolidation and are not disclosed in this note. Details of transactions between the Group and other related parties are disclosed below.

OTHER RELATED PARTY TRANSACTIONS

During the period Access Housing Group incurred legal costs from Corrs Chambers Westgarth Lawyers, an entity which Rebecca Strom is a Partner. Costs incurred for the financial year ended 30 June 2016 amounted to $122,000 (2015: $274,000). At 30 June 2016 $8,500 (2015: $138,000) remained unpaid.

The Group has obtained consultancy services from Private Invest an entity of which Mark Roberts (Director - CCIN) is the Owner. Costs incurred for the financial year ended 30 June 2016 amounted to $364,000 (2015: $364,000). At 30 June 2016 $ Nil (2015: $14,000) remained unpaid.

Transactions with related parties are on normal commercial terms and conditions no more favourable than those available to other parties unless otherwise stated.

NOTE 20. INVESTMENTS IN SUBSIDIARY AND JOINT VENTURE ENTITIES

(A) SHAREHOLDING

	2016	2015
Name of the entity		
Access Housing Realty Pty Ltd	100%	100%
Access CCIN Ltd	100%	100%
Eaton Joint Venture Pty Ltd	-	50%

(B) COMPOSITION OF THE GROUP

Information about the composition of the Group at the end of the reporting period is as follows:

PRINCIPAL ACTIVITY	PLACE OF INCORPORATION AND OPERATION	NUMBER OF WHOLLY-OWNED SUBSIDIARIES	
		2016	2015
Provider of Real Estate services	Australia	1	1
Development of Private Equity Investment structure	Australia	1	1
		2	**2**

NOTE 21. FINANCIAL RISK MANAGEMENT

The carrying amounts for each category of financial instruments, measured in accordance with AASB 139 as detailed in accounting policies to these financial statements, are as follows:

	NOTE	2016 $ '000	2015 $ '000
Financial Assets			
Cash and cash equivalents	5	3,455	3,283
Trade and other receivables	6	4,459	2,648
Total Financial Assets		**7,914**	**5,931**
Financial Liabilities Financial Liabilities at amortised cost			
Trade and other payables	11	6,847	4,850
Bank loans	12	22,000	13,000
Total Financial Liabilities		**28,847**	**17,850**

FINANCIAL RISK MANAGEMENT POLICIES

The finance and audit committee consists of five committee members, and the committee's overall risk management strategy is to assist the Group in meeting its financial targets whilst minimising potential adverse e˜ ects on financial performance. Risk management policies are approved and reviewed by the finance and audit committee on a regular basis. These include credit risk policies and future cash flow requirements.

SPECIFIC FINANCIAL RISK EXPOSURE AND MANAGEMENT

The main risks the Group is exposed to through its financial instruments are credit risk, liquidity risk and market risk relating to interest rate risk.

(A) CREDIT RISK

Exposure to credit risk relating to financial assets arises from the potential non-performance by counterparties of contract obligations that could lead to a financial loss to the Group.

The Group does not have any material credit risk exposures as its major source of revenue is the receipt of rent. Rent is largely directly debited from centrelink or client bank accounts which further mitigates credit risk.

CREDIT RISK EXPOSURES

The maximum exposure to credit risk by class of recognised financial assets at the end of the reporting period is equivalent to the carrying value and classification of those financial assets (net of any provisions) as presented in the Statement of Financial Position.

Trade and other receivables that are neither past due nor impaired are considered to be of high credit quality. Aggregates of such amounts are as detailed in Note 6.

The Group has no significant concentrations of credit risk with any single counterparty or Group of counterparties. Details in relation to the credit risk of trade and other receivables are provided in Note 6.

Credit risk related to balances with banks and other financial institutions is managed by the finance and audit committee in accordance with approved board policy. Such policy requires that surplus funds are only invested with one of the larger banking institutions in Australia.

	NOTE	2016 $ '000	2015 $ '000
Cash and cash equivalents – S&P rated AA-	5	3,455	3,283
		3,455	**3,283**

(B) LIQUIDITY RISK

Liquidity risk arises from the possibility that the Group might encounter di¥ culty in settling its debts or otherwise meeting its obligations related to financial liabilities. The table below summarises the maturity profile of the Group's financial liabilities at the reporting date based on contractual undiscounted repayments obligations:

	2016					2015				
	ON DEMAND WITHIN ONE YEAR $ '000	1-2 YEARS $ '000	2-5 YEARS $ '000	5 YEARS AND ABOVE $ '000	TOTAL $ '000	ON DEMAND WITHIN ONE YEAR $ '000	1-2 YEARS $ '000	2-5 YEARS $ '000	5 YEARS AND ABOVE $ '000	TOTAL $ '000
Trade payables	2,453	-	-	-	2,453	159	-	-	-	159
Other payables	2,385	15	-	-	2,400	2,476	-	-	-	2,476
Employee benefits payable	25	-	-	-	25	246	-	-	-	246
Bank loan	-	-	22,000	-	22,000	-	-	13,000	-	13,000
	4,863	**15**	**22,000**	**-**	**26,878**	**2,881**	**-**	**13,000**	**-**	**15,881**

(C) INTEREST RATE RISK

The Group's exposure to interest rate risk, which is the risk that a financial instrument's value will fluctuate as a result of changes in market interest rates and the e˜ ective weighted average interest rate for each class of financial assets and financial liabilities comprises:

	FIXED INTEREST RATE		FLOATING INTEREST RATE				NON-INTEREST BEARING		TOTAL		WEIGHT EFFECTIVE INTEREST RATE	
			1 YEAR OR LESS		1 TO 5 YEARS							
	2016 $ '000	2015 $ '000	2016 $ '000	2015 $ '000	2016 $ '000	2015 $ '000	2016 $ '000	2015 $ '000	2016 $ '000	2015 $ '000	2016 %	2015 %
Financial Assets												
Cash	110	969	-	-	-	-	3,345	2,314	3,455	3,283	2.20%	2.35%
Trade and other receivables	–	-	-	-	-	-	4,459	2,648	4,459	2,648	NA	NA
Total Financial Assets	**110**	**969**	**-**	**-**	**-**	**-**	**7,804**	**4,962**	**7,914**	**5,931**	**-**	**-**
Financial Liabilities												
Trade and other payables	-	-	-	-	-	-	6,847	4,850	6,847	4,850	NA	NA
Bank loans	-	-	-	-	22,000	13,000	-	-	22,000	13,000	3.00%	3.89%
Total Financial Liabilities	**-**	**-**	**-**	**-**	**22,000**	**13,000**	**6,847**	**4,850**	**28,847**	**17,850**	**-**	**-**

SENSITIVITY ANALYSIS

The sensitivity analyses below have been determined based on the exposure to interest rates for both derivatives and non-derivative instruments at the end of the reporting period.

For floating rate liabilities, the analysis is prepared assuming the amount of the liability outstanding at the end of the reporting period was outstanding for the whole year.

If interest rates had been 100 basis points higher/ lower and all other variables were held constant, the Group's: profit for the year ended 30 June 2016 would decrease/increase by $220,000 (2015: decrease/ increase by $130,000). This is mainly attributable to the Group's exposure to interest rates on its variable rate borrowings.

The Group's sensitivity to interest rates has increased during the current year mainly due to the additional draw down made on variable rate borrowing facility as a result of increased level of development project activities.

NOTE 22. CAPITAL MANAGEMENT

Management controls the capital of the Group to ensure that adequate cash flows are generated to fund its proposed development programs and that returns from investments are maximised within tolerable risk parameters. The finance and audit committee ensures that the overall risk management strategy is in line with this objective. The finance and audit committee operates under policies approved by the Board of Directors. Risk management policies are approved and reviewed by the Board on a regular basis. These include credit risk policies and future cash flow requirements. The Group's capital consists of financial liabilities, supported by financial assets. Management e˜ ectively managed the Group's capital by assessing the Group's financial risks and responding to changes in these risks and in the market. These responses include the consideration of debt levels.

The Group is in compliance with its commitments to the Commonwealth Bank of Australia and the Government of Western Australia Housing Authority.

DIRECTORS' DECLARATION

Access Housing Australia Limited

The directors of the Group declare that:

1. The financial statement and notes, as set out on pages 7 to 37, are in accordance with the Corporations Act 2001 and the ACNC Act 2012 and:
   a) comply with Australian Accounting Standards; and
   b) give a true and fair view of the financial position as at 30 June 2016 and of the performance for the year ended on that date of the Group.
2. In the directors' opinion there are reasonable grounds to believe that the Group will be able to pay its debts as and when they become due and payable.

This declaration is made in accordance with a resolution of the Board of Directors.

Director
David William Lantzke
Dated this 28th day of September 2016

Independent Auditor's Report

To the Members of Access Housing Australia Limited

Bentleys
THINKING AHEAD

Bentleys Audit & Corporate (WA) Pty Ltd
London House
Level 3,
216 St Georges Terrace
Perth WA 6000

PO Box 7775
Cloisters Square WA 6850

ABN 33 121 222 802

T +61 8 9226 4500
F +61 8 9226 4300

bentleys.com.au

We have audited the accompanying financial report of Access Housing Australia Limited ("the Company") and Controlled Entities ("the Consolidated Entity"), which comprises the consolidated statement of financial position as at 30 June 2016, and the consolidated statement of profit or loss and other comprehensive income, consolidated statement of changes in equity and consolidated statement of cash flows for the year then ended, notes comprising a summary of significant accounting policies and other explanatory information, and the directors' declaration of the Consolidated Entity, comprising the Company and the entities it controlled at the year's end or from time to time during the financial year.

Directors Responsibility for the Financial Report

The directors of the Company are responsible for the preparation of the financial report that gives a true and fair view in accordance with Australian Accounting Standards, *Corporations Act 2001* and the *Australian Charities and Not-for-profits Commission ("ACNC") Act 2012* and for such internal control as the directors determine is necessary to enable the preparation of the financial report that gives a true and fair view and is free from material misstatement, whether due to fraud or error.

Auditor's Responsibility

Our responsibility is to express an opinion on the financial report based on our audit. We conducted our audit in accordance with Australian Auditing Standards. These Auditing Standards require that we comply with relevant ethical requirements relating to audit engagements and plan and perform the audit to obtain reasonable assurance whether the financial report is free from material misstatement.

An audit involves performing procedures to obtain audit evidence about the amounts and disclosures in the financial report. The procedures selected depend on the auditor's judgment, including the assessment of the risks of material misstatement of the financial report, whether due to fraud or error. In making those risk assessments, the auditor considers internal control relevant to the entity's preparation and fair presentation of the financial report in order to design audit procedures that are appropriate in the circumstances, but not for the purpose of expressing an opinion on the effectiveness of the entity's internal control. An audit also includes evaluating the appropriateness of accounting policies used and the reasonableness of accounting estimates made by the directors, as well as evaluating the overall presentation of the financial report.

We believe that the audit evidence we have obtained is sufficient and appropriate to provide a basis for our audit opinion.

KRESTON

A member of Bentleys, a network of independent accounting firms located throughout Australia, New Zealand and China that trade as Bentleys. All members of the Bentleys Network are affiliated only and are separate legal entities and not in Partnership. Liability limited by a scheme approved under Professional Standards Legislation.

Accountants
Auditors
Advisors

Independent Auditor's Report

To the Members of Access Housing Australia Limited *(Continued)*

Independence

In conducting our audit, we followed applicable independence requirements of Australian professional ethical pronouncements, the *Corporations Act 2001* and the *ACNC Act 2012*.

Opinion

In our opinion:

a. The financial report of Access Housing Australia Limited and Controlled Entities is in accordance with the *Corporations Act 2001* and the *ACNC Act 2012*, including:

   i. giving a true and fair view of the Consolidated Entity's financial position as at 30 June 2016 and of its performance for the year ended on that date; and

   ii. complying with Australian Accounting Standards, the *Corporations Regulations 2001* and the *ACNC Regulations 2013*;

Bentleys

BENTLEYS
Chartered Accountants

Mark Delaurentis

MARK DELAURENTIS CA
Director

Dated at Perth this 28th day of September 2016

6.4 FINANCIAL ACTIVITY STATEMENTS - PERIOD ENDING 30 NOVEMBER AND 31 DECEMBER 2018

SUBJECT INDEX:	Budget Planning and Reporting
STRATEGIC OBJECTIVE:	Governance systems, process and practices are responsible, ethical and transparent.
BUSINESS UNIT:	Finance and Corporate Services
ACTIVITY UNIT:	Financial Services
REPORTING OFFICER:	Manager Financial Services - Kim Dolzadelli
AUTHORISING OFFICER:	Director Finance and Corporate Services - Tony Nottle
VOTING REQUIREMENT:	Simple Majority
ATTACHMENTS:	Attachment A Statement of Financial Activity - Period Ending 30 November 2018⇩
	Attachment B Statement of Financial Activity - Period Ending 31 December 2018⇩
	Attachment C Investment Report - Period Ending 30 November 2018⇩
	Attachment D Investment Report - Period Ending 31 December 2018⇩

PRÉCIS

Pursuant to Section 6.4 of the Local Government Act ('the Act') and Regulation 34(4) of the Local Government (Financial Management) Regulations ('the Regulations'), a local government is to prepare, on a monthly basis, a statement of financial activity that reports on the City's financial performance in relation to its adopted/ amended budget.

This report has been compiled to fulfil the statutory reporting requirements of the Act and associated Regulations, whilst also providing the Council with an overview of the City's financial performance on a year to date basis for the period ending 30 November 2018 and 31 December 2018.

BACKGROUND

The Regulations detail the form and manner in which financial activity statements are to be presented to the Council on a monthly basis; and are to include the following:

- Annual budget estimates
- Budget estimates to the end of the month in which the statement relates
- Actual amounts of revenue and expenditure to the end of the month in which the statement relates
- Material variances between budget estimates and actual revenue/ expenditure/ (including an explanation of any material variances)
- The net current assets at the end of the month to which the statement relates (including an explanation of the composition of the net current position)

Additionally, and pursuant to Regulation 34(5) of the Regulations, a local government is required to adopt a material variance reporting threshold in each financial year. At its meeting of 25 July 2018, the Council adopted (C1807/138) the following material variance reporting threshold for the 2018/19 financial year:

"That pursuant to Regulation 34(5) of the Local Government (Financial Management) Regulations, the Council adopts a material variance reporting threshold with respect to financial activity statement reporting for the 2018/19 financial year as follows:

- *Variances equal to or greater than 10% of the year to date budget amount as detailed in the Income Statement by Nature and Type/ Statement of Financial Activity report, however variances due to timing differences and/or seasonal adjustments are to be reported on a quarterly basis; and*

Reporting of variances only applies for amounts greater than $25,000."

STATUTORY ENVIRONMENT

Section 6.4 of the Act and Regulation 34 of the Regulations detail the form and manner in which a local government is to prepare financial activity statements.

RELEVANT PLANS AND POLICIES

There are no plans or policies directly relevant to this matter.

FINANCIAL IMPLICATIONS

Any financial implications are detailed within the context of this report.

LONG-TERM FINANCIAL PLAN IMPLICATIONS

Any long term financial implications are detailed within the context of this report.

STRATEGIC COMMUNITY OBJECTIVES

This matter principally aligns with Key Goal Area 6 – 'Leadership' and more specifically Community Objective 6.1 - 'Governance systems, process and practices are responsible, ethical and transparent'.

RISK ASSESSMENT

Risk assessments have been previously completed in relation to a number of 'higher level' financial matters, including timely and accurate financial reporting to enable the Council to make fully informed financial decisions. The completion of the monthly Financial Activity Statement report is a control that assists in addressing this risk.

CONSULTATION

Consultation is not applicable in relation to this matter.

OFFICER COMMENT

In order to fulfil statutory reporting requirements, and to provide the Council with a synopsis of the City's overall financial performance on a full year basis, the following financial reports are attached here to:

- Statement of Financial Activity

This report provides details of the City's operating revenues and expenditures on a year to date basis, by nature and type (i.e. description). The report has been further extrapolated to include details of non-cash adjustments and capital revenues and expenditures, to identify the City's net current position; which reconciles with that reflected in the associated Net Current Position report.

- Net Current Position

This report provides details of the composition of the net current asset position on a full year basis, and reconciles with the net current position as per the Statement of Financial Activity.

- Capital Acquisition Report

This report provides full year budget performance (by line item) in respect of the following capital expenditure activities:

- Land and Buildings
- Plant and Equipment
- Furniture and Equipment
- Infrastructure

- Reserve Movements Report

This report provides summary details of transfers to and from reserve funds, and also associated interest earnings on reserve funds, on a full year basis.

Additional reports and/or charts are also provided as required to further supplement the information comprised within the statutory financial reports.

COMMENTS ON FINANCIAL ACTIVITY TO 31 DECEMBER 2018

Given this report includes the Statement of Financial Activity for the periods ending 30 November 2018 and 31 December 2018 the following commentary is focused on the Statement for the period ending 31 December 2018 which shows a better than expected Net Current Position "Surplus" of $24.848M being $12.748M higher than year to date (YTD) budget YTD budget of $12.099M.

The following summarises the major variances in accordance with *Council's adopted material variance reporting threshold* that collectively make up the above difference:

Description	2018/2019 Actual	2018/2019 Amended Budget YTD	2018/2019 Amended Budget	2018/19 YTD Bud Variance	2018/19 YTD Bud Variance
	$	$	$	%	$
Revenue from Ordinary Activities					
Other Revenue	357,898	192,531	362,981	85.89%	165,367
Expenses from Ordinary Activities					
Materials & Contracts	(8,258,468)	(9,338,486)	(18,952,210)	11.57%	1,080,018
Utilities (Gas, Electricity, Water etc)	(1,107,273)	(1,284,216)	(2,569,240)	13.78%	176,943
Depreciation on non current assets	(11,137,153)	(9,659,824)	(19,070,922)	-15.29%	(1,477,329)
Insurance Expenses	(713,890)	(580,819)	(698,808)	-22.91%	(133,071)
Other Expenditure	(1,230,086)	(2,368,104)	(4,795,009)	48.06%	1,138,018
Non-Operating Grants, Subsidies and Contributions	2,340,437	8,913,706	32,443,772	-73.74%	(6,573,269)
Adjustments for Non-cash Revenue & Expenditure					
Depreciation	11,137,153	9,659,824	19,070,922	-15.29%	1,477,329
Donated Assets	(42,000)	(5,000)	(8,365,000)	-740.00%	(37,000)
(Profit)/Loss on Sale of Assets	(66,166)	(17,114)	(47,560)	-286.62%	(49,052)

Capital Revenue & (Expenditure)					
Land & Buildings	(643,086)	(9,639,598)	(17,902,816)	93.33%	8,996,512
Plant & Equipment	(1,336,380)	(2,955,500)	(6,880,100)	54.78%	1,619,120
Description	**2018/2019 Actual**	**2018/2019 Amended Budget YTD**	**2018/2019 Amended Budget**	**2018/19 YTD Bud Variance**	**2018/19 YTD Bud Variance**
Furniture & Equipment	(174,675)	(465,803)	(883,640)	62.50%	291,128
Infrastructure	(9,528,499)	(18,370,980)	(37,380,261)	48.13%	8,842,481
Proceeds from Sale of Assets	541,945	748,350	1,045,950	-27.58%	(206,405)
Proceeds from New Loans	0	1,500,000	3,150,000	-100.00%	(1,500,000)
Transfer to Restricted Assets	(702,383)	(273,996)	(551,000)	-156.35%	(428,387)
Transfer from Restricted Assets	5,002,527	6,285,180	14,423,922	-20.41%	(1,282,653)

Revenue from Ordinary Activities:

YTD actual income from ordinary activities is $263K more than expected when compared to YTD budget with the only item meeting the material variance reporting threshold being "Other Revenue" which is $165k better than YTD budget. This variance is due to better than expected returns on sale of scrap metal.

Expenses from Ordinary Activities

Expenditure from ordinary activities, excluding depreciation, is $2.915M less than expected when compared to YTD budget with the following items meeting the material variance reporting threshold.

Materials and Contracts:
The main items affected are listed below:

Cost Code	Cost Code Description / GL Activity	Variance YTD $
Finance and Corporate Services		
10000	Members of Council	(37,046)
10250	Information & Communication Technology Services	(622,978)
10251	Business Systems	(53,031)
10500	Legal and Compliance Services	44,626
Community and Commercial Services		
10590	Naturaliste Community Centre	41,801
10591	Geographe Leisure Centre	40,606
10600	Busselton Jetty Tourist Park	70,416
10980	Other Law, Order & Public Safety	72,486
Planning and Development Services		
10830	Environmental Management Administration	92,639
10850	Implement Management Plans Other	31,096
10931	Protective Burning & Firebreaks-Reserves	29,276
11170	Meelup Regional Park	74,520

Engineering and Works Services		
11101	Engineering Services Administration	40,308
11160	Busselton Jetty	391,880
11300	Sanitation Waste Services Administration	29,308
11301	Regional Waste Management Administration	60,000
12620	Rural-Tree Pruning	(107,574)
12621	Urban-Tree Pruning	(6,074)
Various	Bridge Maintenance	62,822
Various	Building Maintenance	121,503
G0010	Domestic Recycling Collections	60,916
G0031	Dunsborough Waste Facility	(40,476)
G0032	Rubbish Sites Development	49,998
G0033	Green Waste	33,718
G0034	External Waste Disposal	37,768
G0042	BTS External Restoration Works	(41,074)
Various	Road Maintenance	(37,837)
Various	Parks, Gardens and Reserves Maintenance	233,960
5280	Transport - Fleet Management	121,677

Utilities:
There is an overall variance in utility charges of $176K; this variance is spread over 358 individual line items with an average variance of only $494 per item.

Depreciation:
There is an overall variance in depreciation of $1.477M, it should be noted that this is a non-cash item and does not impact on the City's surplus position. The variance can be attributed to the fact that Fair Valuation of infrastructure assets was completed post budget adoption and the increase in valuation was unable to be included in the 2018/2018 budget.

Insurance:
There is an YTD variance in insurance costs of $133K, this is of a timing issue only.

Other Expenditure:
There is an YTD variance in other costs of $1.138M, considered a timing issue only. The main items affected are listed below:

Cost Code	Cost Code Description / GL Activity	Variance YTD
Finance and Corporate Services		
10000	Members of Council	62,662
10151	Rates Administration	39,975
10221	Finance & Borrowing Prog 04	53,361
10227	Finance & Borrowing Prog 11	35,757
10618	Winderlup Court Aged Housing	30,026
10700	Public Relations	34,726

Community and Commercial Services		
10530	Community Services Administration	109,925
10547	Iron Man	94,998
10567	Cinefest Oz	(47,498)
Planning and Development Services		
10942	Bushfire Risk Management Planning - DFES	(39,283)
Cost Code	**Cost Code Description / GL Activity**	**Variance YTD**
11156	Airport Development Operations	750,000
Engineering and Works Services		
B1223	Micro Brewery - Public Ablution	60,000
G0042	BTS External Restoration Works	(142,453)

Non-Operating Grants, Subsidies and Contributions:

Non-Operating Grants, Subsidies and Contributions are less than YTD budget by $6.573M with the main items impacting on the above result being the timing of the receipt of funding which is also offset with less than anticipated expenditure at this time:

Cost Code	Cost Code Description	Variance YTD
Finance and Corporate Services		
10239	Contributions - Public Art (Percent for Art)	(673,876)
10240	Contributions - Contribution to Works	(78,713)
Community and Commercial Services		
10900	Cultural Planning - Donated Assets	37,000
C6099	Airport Development - Project Expenses	(5,838,126)
Planning and Development Services		
B9112	Ambergate Bushfire Brigade Shed	(259,656)
Engineering and Works Services		
C0049	Port Geographe Marina Carparking	(85,878)
C3150	Busselton Foreshore Stage 3: Toddler's Playground	(30,504)
C3168	Busselton Foreshore Jetty Precinct	420,769
F1018	Dunsborough Cycleway CBD to Our Lady of the Cape School	(82,502)
S0035	Strelly Street / Barlee Street Roundabout	(30,000)
S0051	Causeway Road / Rosemary Drive Roundabout	(50,002)
S0064	Peel Terrace (Stanley Pl/Cammilleri St Intersection Upgrade)	(33,335)
S0068	Georgiana Molloy Bus Bay Facilities	114,500

Capital Expenditure

As at 30 November 2018 and 31 December 2018, there is a variance of -62.83% or -$19.749M in total capital expenditure with YTD actual at -$11.682M against a YTD budget of -$31.431M.

The airport development makes up for $8.425M, Busselton Tennis Club – Infrastructure $1.63M, Plant and Equipment $1.62M, Council Roads Initiative projects $1.36M, Eastern Link - Busselton Traffic Study $1.33M, Dunsborough Land Purchase Parking $1.3M, Main Roads projects $1.19M, Parks, Gardens and Reserves $630K, Sanitation Infrastructure $465K, Beach Restoration $384K, Busselton Senior Citizens $373K, Dunsborough Cycleway CBD to Our Lady of the Cape School $323K, Furniture and Equipment $291K, Fire Prevention – Land Purchase Biddle Road $200K, Busselton Jetty Tourist Park Upgrade $200K, Beach Front Infrastructure $73K, Footpath Construction $51K, GLC - Pool Relining $50K, Energy Efficiency Initiatives (Various Buildings) $50K, Townscape Construction - $107K and Major Projects Busselton Foreshore -$408K.

These items of under expenditure also assists in explaining the above current YTD shortfall in Non-Operating Grants.

The attachments to this report include detailed listings of the following capital expenditure (project) items, to assist in reviewing specific variances.

Investment Report

Pursuant to the Council's Investment Policy, a report is to be provided to the Council on a monthly basis, detailing the investment portfolio in terms of performance and counterparty percentage exposure of total portfolio. The report is also to provide details of investment income earned against budget, whilst confirming compliance of the portfolio with legislative and policy limits.

November 2018

As at 30th November 2018 the value of the City's invested funds totalled $82.96M, down from $83.40M as at 31st October. The decrease is due to the utilisation of Airport Development Funds outweighing an increase in Restricted Assets Funds.

During the month of November three term deposits held with three different institutions totalling $11.0M matured. All were renewed for a further 151 days at 2.57% (on average).

The balance of the 11am account (an intermediary account which offers immediate access to the funds compared to the term deposits and a higher rate of return compared to the cheque account) increased by $0.6M.

The balance of the Airport Development ANZ cash account decreased by $992K as the funds had been utilised on the project.

December 2018

As at 31st December 2018 the value of the City's invested funds totalled $79.36M, down from $82.96M as at 30th November 2018. The decrease is due to the withdrawal of funds from the 11am account to meet standard operating costs.

During the month of December four term deposits held with two different institutions totalling $9.5M matured. All were renewed for a further 136 days at 2.57% (on average).

The balance of the 11am account (an intermediary account which offers immediate access to the funds compared to the term deposits and a higher rate of return compared to the cheque account) decreased by $3.6M with the funds being utilised to meet standard operating costs.

The balance of the Airport Development ANZ cash account remained steady.

The RBA left official rates on hold during November and December. Future movements remain uncertain at this point.

Chief Executive Officer – Corporate Credit Card

Details of monthly (October to December) transactions made on the Chief Executive Officer's corporate credit card are provided below to ensure there is appropriate oversight and awareness of credit card transactions made.

Date	Amount	Payee	Description
29-Oct-18	$69.02	Geographe Petrol Busselton	Fuel - Fuel Card Missing From Vehicle
05-Nov-18	$54.05	Geographe Petrol Busselton	Fuel - Fuel Card Missing From Vehicle
29-Oct-18	$23.50	Equinox Busselton	Soft Opening Adventure Playground
29-Oct-18	$100.50	Equinox Busselton	Soft Opening Adventure Playground
29-Oct-18	$78.20	Equinox Busselton	Soft Opening Adventure Playground
05-Nov-18	$73.40	Albies Bar & Bistro	C. Frewing Farewell Lunch
06-Nov-18	$20.16	Wilson Parking	Parking – Bsn Airport Meeting Perth
05-Nov-18	$84.95	JB Hi Fi	Iphone Cover M. Archer
08-Nov-18	$45.68	ICTC Society	Cr Paine Conference Registration
15-Nov-18	$1,003.72	Australian Coastal Councils	Cr McCallum Conference Registration
19-Nov-18	$582.22	Esplanade Hotel	Accommodation Cr Paine ICTC Conference
27-Nov-18	$3.88	Wilson Parking Deakin	Parking Fee
26-Nov-18	$40.44	BP Clarenden	Fuel
28-Nov-18	$17.00	Queens Terrace Cafe	Meals – CEO – RCA Meeting Canberra
28-Nov-18	$709.80	Maloney's Real Estate	Accommodation – CEO – RCA Meeting Canberra
29-Nov-18	$13.44	ACT Cabs Phillip	Taxi Fares - CEO – RCA Meeting Canberra
29-Nov-18	$8.13	ACT Gov. Parking Canberra	Parking Fees – CEO – RCA Meeting Canberra
30-Nov-18	$52.00	Coles Express Camden	Fuel – CEO – RCA Meeting Canberra
03-Dec-18	$76.50	The Dock Kingston	Meals – CEO – RCA Meeting Canberra
04-Dec-18	$37.07	BP Runway Mascot	Fuel – CEO – RCA Meeting Canberra
19-Dec-18	$3,000.00	Amelia Park	Councillors Christmas Function
27-Dec-18	$40.00	Tyrepower Busselton	Tyre Repair

**Funds debited against CEO Annual Professional Development Allowance as per employment Contract Agreement*

+ Allocated against CEO Hospitality Expenses Allowance

CONCLUSION

As at 30 November 2018 and 31 December 2018, the City's financial performance is considered satisfactory.

OPTIONS

The Statements of Financial Activity are presented in accordance with Section 6.4 of the Act and Regulation 34 of the Regulations and are to be received. Council may wish to make additional resolutions as a result of having received these reports.

TIMELINE FOR IMPLEMENTATION OF OFFICER RECOMMENDATION

Not Applicable

OFFICER RECOMMENDATION

That the Council receives the statutory financial activity statement reports for the period ending 30 November 2018 and 31 December 2018, pursuant to Regulation 34(4) of the Local Government (Financial Management) Regulations.

City of Busselton

Statement of Financial Activity

For The Period Ending 30 November 2018

	2018/2019 Actual	2018/2019 Amended Budget YTD	2018/2019 Original Budget YTD	2018/2019 Amended Budget	2018/2019 Original Budget	2018/19 YTD Bud Variance
	$	$	$	$	$	%
Revenue from Ordinary Activities						
Rates	48,207,555	48,190,950	48,190,950	48,575,646	48,575,646	0.03%
Operating Grants, Subsidies and Contributions	1,569,145	1,366,191	1,121,469	4,063,540	3,747,650	14.86%
Fees & Charges	10,264,146	9,989,713	9,989,713	15,828,160	15,828,160	2.75%
Other Revenue	571,288	131,525	131,525	337,740	337,740	334.36%
Interest Earnings	1,089,849	1,086,904	1,086,905	2,283,760	2,283,760	0.27%
	61,701,983	**60,765,283**	**60,520,562**	**71,088,846**	**70,772,956**	**1.54%**
Expenses from Ordinary Activities						
Employee Costs	(12,690,079)	(13,289,007)	(13,289,007)	(31,215,454)	(31,215,454)	4.51%
Materials & Contracts	(6,105,244)	(7,662,804)	(7,604,625)	(18,858,210)	(18,621,467)	20.33%
Utilities (Gas, Electricity, Water etc)	(905,871)	(1,070,110)	(1,070,110)	(2,569,240)	(2,569,240)	15.35%
Depreciation on non current assets	(9,255,492)	(8,042,010)	(8,042,010)	(19,070,922)	(19,070,922)	-15.09%
Insurance Expenses	(713,890)	(578,588)	(578,588)	(698,808)	(698,808)	-23.38%
Other Expenditure	(995,786)	(1,868,267)	(1,880,767)	(4,789,009)	(4,770,041)	46.70%
Allocations	630,784	715,760	715,760	1,723,162	1,723,162	11.87%
	(30,035,578)	**(31,795,026)**	**(31,749,347)**	**(75,478,481)**	**(75,222,770)**	**5.53%**
Borrowings Cost Expense						
Interest Expenses	(361,589)	(401,291)	(401,291)	(1,374,387)	(1,374,387)	9.89%
	(361,589)	**(401,291)**	**(401,291)**	**(1,374,387)**	**(1,374,387)**	**9.89%**
Non-Operating Grants, Subsidies and Contributions	2,136,277	5,178,183	5,178,183	32,443,772	30,347,185	-58.74%
Profit on Asset Disposals	62,286	42,376	42,376	82,137	82,137	46.98%
Loss on Asset Disposals	(17,616)	(26,662)	(26,662)	(34,577)	(34,577)	33.93%
	2,180,947	**5,193,897**	**5,193,897**	**32,491,332**	**30,394,745**	**-58.01%**
Net Result	**33,485,763**	**33,762,863**	**33,563,821**	**26,727,310**	**24,570,544**	**-0.82%**
Adjustments for Non-cash Revenue & Expenditure						
Depreciation	9,255,492	8,042,010	8,042,010	19,070,922	19,070,922	
Donated Assets	(42,000)	(5,000)	(5,000)	(8,365,000)	(8,365,000)	
(Profit)/Loss on Sale of Assets	(44,670)	(15,714)	(15,714)	(47,560)	(47,560)	
Allocations & Other Adjustments	87	0	0	(30,000)	0	
Deferred Pensioner Movements (Non-current)	12,120	0	0	0	0	
Recording of Employee Benefit Provisions (NC)	0	0	0	0	0	
Deposit & Bonds Movements (cash backed NC)	119,632	0	0	0	0	
Capital Revenue & (Expenditure)						
Land & Buildings	(476,043)	(6,549,915)	(6,549,915)	(17,902,816)	(17,618,620)	92.73%
Plant & Equipment	(1,231,992)	(2,360,500)	(2,360,500)	(6,880,100)	(5,363,500)	47.81%
Furniture & Equipment	(167,115)	(346,455)	(346,455)	(883,640)	(883,640)	51.76%
Infrastructure	(8,623,982)	(15,082,957)	(14,915,542)	(37,378,861)	(36,804,070)	42.82%
Proceeds from Sale of Assets	390,549	650,150	650,150	1,045,950	1,045,950	-39.93%
Proceeds from New Loans	0	0	0	3,150,000	3,150,000	0.00%
Self Supporting Loans - Repayment of Principal	35,591	25,126	25,126	79,253	79,253	41.65%
Total Loan Repayments - Principal	(995,135)	(906,468)	(906,468)	(3,155,395)	(3,155,395)	-9.78%
Advances to Community Groups	0	0	0	(150,000)	(150,000)	0.00%
Transfer to Restricted Assets	(684,033)	(228,330)	(228,330)	(551,000)	(551,000)	-199.58%
Transfer from Restricted Assets	4,610,354	5,487,650	5,487,650	14,423,922	14,423,922	-15.99%
Transfer to Reserves	(8,457,131)	(7,972,940)	(7,911,576)	(19,330,487)	(19,269,123)	-6.07%
Transfer from Reserves	584,643	584,643	584,643	26,666,211	26,356,026	0.00%
Opening Funds Surplus/ (Deficit)	3,511,291	3,511,291	3,511,291	3,511,291	3,511,291	
Net Current Position - Surplus / (Deficit)	**31,283,420**	**18,595,454**	**18,625,191**	**0**	**0**	

City of Busselton

Net Current Position

For The Period Ending 30 November 2018

	2018/19 Actual	2018/19 Amended Budget	2018/19 Original Budget	2017/18 Actual
	$	$	$	$
NET CURRENT ASSETS				
CURRENT ASSETS				
Cash - Unrestricted	14,716,639	1,577,000	1,577,000	4,885,287
Cash - Restricted	71,352,769	46,319,406	46,568,227	67,528,052
Sundry Debtors	1,113,510	2,800,000	2,800,000	3,078,872
Rates Outstanding - General	17,906,304	1,100,000	1,100,000	1,262,372
Stock on Hand	16,543	23,000	23,000	23,671
	105,105,765	**51,819,406**	**52,068,227**	**76,778,254**
LESS: CURRENT LIABILITIES				
Bank Overdraft	0	0	0	0
Sundry Creditors	2,469,576	5,500,000	5,500,000	5,738,911
Performance Bonds	3,938,194	3,818,562	3,818,562	3,818,562
	6,407,770	**9,318,562**	**9,318,562**	**9,557,473**
Current Position (inclusive of Restricted Funds)	98,697,995	42,500,844	42,749,665	67,220,781
Add: Cash Backed Liabilities (Deposits & Bonds)	3,938,194	3,818,562	3,818,562	3,818,562
Less: Cash - Restricted Funds	(71,352,769)	(46,319,406)	(46,568,227)	(67,528,052)
NET CURRENT ASSET POSITION	**31,283,420**	**0**	**0**	**3,511,291**

City of Busselton

Capital Acquisition Report

Property, Plant & Equipment, Infrastructure

For the Period Ended 30 November 2018

	Description	2018/ 19 Actual	2018/19 Amended Budget	2018/19 Budget YTD Variance
		$	$	%
>> Property, Plant & Equipment				
	Land			
10610	Property Services Administration	0	100,000	0.00%
10930	Fire Prevention Council	0	200,000	0.00%
10970	Parking Control	0	1,300,000	0.00%
11300	Sanitation Waste Services Administration	5,000	50,000	0.00%
		5,000	1,650,000	0.00%
	Buildings			
	Major Projects			
	Major Project - Busselton Foreshore			
B9570	Foreshore East-Youth Precinct Community Youth Building/SLSC	9,190	12,710	73.56%
B9583	Railway House	11,536	18,360	50.80%
B9600	Old Vasse Lighthouse	2,600	220,000	0.00%
		23,326	251,070	80.19%
	Major Project - Administration Building			
B9010	Civic and Administration Centre Construction	16,721	95,000	-57.75%
		16,721	95,000	-57.75%
	Buildings (Other)			
B9109	Hithergreen Building Renovations	0	68,886	0.00%
B9112	Ambergate Bushfire Brigade Shed	252,935	362,055	270.03%
B9113	Vasse Bushfire Brigade Appliance Bay Facility	8,655	8,655	0.00%
B9114	Sussex BFB Concrete Apron	8,655	8,655	0.00%
B9300	Aged Housing Capital Improvements - Winderlup	19,554	60,000	-21.78%
B9301	Aged Housing Capital Improvements - Harris Road	45,254	48,200	125.42%
B9302	Aged Housing Capital Improvements - Winderlup Court (City)	12,266	51,000	-42.28%
B9407	Busselton Senior Citizens	0	750,000	-100.00%
B9511	ArtGeo Building	0	73,000	-100.00%
B9512	GLC Aerobic Additions / Sauna Room	0	30,000	-100.00%
B9516	Busselton Library Upgrade	0	11,000	-100.00%
B9517	GLC - Pool Relining	0	50,000	-100.00%
B9528	GLC - Plant Room	29,835	57,819	-7.99%
B9538	Weld Theatre	6,235	15,000	0.00%
B9556	NCC Upgrade	16,060	107,818	-69.85%
B9588	Old Court House Building Upgrade	0	75,000	-100.00%
B9591	Performing Arts Convention Centre	16,604	50,000	-20.31%
B9596	GLC Building Improvements	125	260,000	0.00%
B9604	Womens Change Facility Bovell	0	35,000	-100.00%
B9605	Energy Efficiency Initiatives (Various Buildings	0	100,000	-100.00%
B9716	Airport Terminal Stage 2	(24,308)	12,915,000	-100.45%

City of Busselton

Capital Acquisition Report

Property, Plant & Equipment, Infrastructure

For the Period Ended 30 November 2018

	Description	2018/ 19 Actual	2018/19 Amended Budget	2018/19 Budget YTD Variance
B9717	Airport Construction, Existing Terminal Upgrade	0	500,000	-100.00%
B9804	Bsn Jetty Tourist Park Home	39,126	55,258	69.93%
B9808	Busselton Jetty Tourist Park Upgrade	0	214,400	-100.00%
		430,996	15,906,746	-93.37%
	Total Buildings	**471,043**	**16,252,816**	**-92.81%**
	Plant & Equipment			
10250	Information & Communication Technology Services	0	15,000	0.00%
10251	Business Systems	0	40,000	0.00%
10360	Customer Services	0	40,000	-100.00%
10502	Community & Commercial Services Support	0	50,000	0.00%
10530	Community Services Administration	37,605	40,000	-5.99%
10630	Property and Business Development	31,292	35,000	-10.59%
10800	Planning Directorate Support	0	50,000	-100.00%
10808	Compliance Services	0	40,000	-100.00%
10820	Strategic Planning	37,605	40,000	-5.99%
10920	Environmental Health Services Administration	38,885	40,000	-2.79%
10940	Fire Prevention DFES	0	55,000	-100.00%
10980	Other Law, Order & Public Safety	31,877	35,000	-8.92%
11000	Engineering & Works Services Support	55,000	50,000	10.00%
11101	Engineering Services Administration	33,844	35,000	0.00%
11107	Engineering Services Design	34,071	35,000	-2.65%
11156	Airport Development Operations	0	150,000	-100.00%
11300	Sanitation Waste Services Administration	36,816	40,000	-7.96%
11401	Transport - Workshop	3,495	111,000	-92.23%
11402	Plant Purchases (P10)	413,108	1,927,000	-5.47%
11403	Plant Purchases (P11)	16,084	805,500	-96.56%
11404	Plant Purchases (P12)	422,535	1,470,000	-42.59%
11407	P&E - P&G Smart Technologies	0	150,000	-100.00%
11500	Operations Services Administration	38,503	110,000	-48.66%
B1013	Dunsborough Bushfire Brigade	0	178,300	0.00%
B1015	Hithergreen District Bushfire Brigade	0	465,200	0.00%
B1024	Wilyabrup Bushfire Brigade	0	178,300	0.00%
B1026	Yallingup Rural Bushfire Brigade	0	597,600	0.00%
B1029	Busselton Branch SES	1,272	97,200	0.00%
		1,231,992	6,880,100	-47.81%
	Furniture & Office Equipment			
10250	Information & Communication Technology Services	3,232	46,400	-83.28%
10251	Business Systems	106,884	258,500	-0.75%
10530	Community Services Administration	0	5,000	-100.00%
10590	Naturaliste Community Centre	0	16,110	0.00%
10591	Geographe Leisure Centre	0	63,600	-100.00%
10625	Art Geo Administration	10,000	12,000	-16.67%
10900	Cultural Planning	47,000	152,030	-40.33%
11156	Airport Development Operations	0	300,000	-100.00%
11160	Busselton Jetty	0	5,000	-100.00%
B1361	YCAB (Youth Precinct Foreshore)	0	25,000	-100.00%

City of Busselton

Capital Acquisition Report

Property, Plant & Equipment, Infrastructure

For the Period Ended 30 November 2018

	Description	2018/ 19 Actual	2018/19 Amended Budget	2018/19 Budget YTD Variance
		167,115	883,640	-51.76%
	Sub-Total Property, Plant & Equipment	**1,875,150**	**25,666,556**	**-79.74%**
>> Infrastructure				
	Major Project - Busselton Foreshore			
C0029	Queen West Foreshore Carpark	158,307	203,000	87.16%
C3065	Signal Park	39,944	72,000	33.15%
C3094	Busselton Foreshore - Stage 3	8,559	220,672	-83.82%
C3112	Busselton Foreshore - Exercise Equipment	0	225,000	0.00%
C3113	Busselton Tennis Club - Infrastructure	295,128	3,862,894	-81.66%
C3150	Busselton Foreshore Stage 3: Toddler's Playground	9,930	174,301	0.00%
C3168	Busselton Foreshore Jetty Precinct	1,366,289	1,645,509	88.53%
C3179	Jetty Precinct Bike Racks/Bin Enclosures	1,192	12,500	-77.10%
C3180	Marine Tce Sword Planting	32,480	90,000	-13.39%
C3181	Minor Capital Improvements, Fencing, Seating, Lighting etc	1,484	20,500	-82.62%
C3182	Relocation of Veteran Car Club	2,600	250,000	0.00%
C3183	Queen Street Look Out Art Work	0	25,000	-100.00%
C3189	Fencing Possum Park Barnard East	0	30,000	-100.00%
		1,915,913	6,831,376	-26.11%
	Major Project - Administration Building			
C0043	Administration Building Carpark	0	100,000	-100.00%
		0	100,000	-100.00%
	Footpaths Construction			
F0035	Dunsborough Lakes Drive to N.C.C.	7,484	152,000	-88.18%
F0066	Bussell Highway Footpath Sections	389,881	589,820	58.64%
F0075	Armitage Drive Footpath - Navigation Way to Avocet Boulevard	0	44,608	-100.00%
F0077	Valley Road Footpath	17,970	62,000	-30.43%
F0078	Signal Park Bypass New Path	33,927	70,000	16.29%
F0079	Bovell Street Footpath	31,132	60,000	24.53%
		480,394	978,428	17.83%
	Drainage Construction - Street			
D0009	Busselton LIA - Geocatch Drain Partnership	360	30,000	-97.12%
D0015	Valley Road Drainage Upgrade	161,154	230,000	68.16%
D0017	Chain Avenue - Drainage Works	0	187,982	-100.00%
D0018	Centurion Way - Drainage Works	0	11,991	-100.00%
D0019	Johnston Avenue Drainage Upgrade - Stage 2	18,710	25,000	79.64%
D0020	Glenmeer Ramble Drainage	1,348	60,000	-94.61%
		181,571	544,973	-20.04%

City of Busselton

Capital Acquisition Report

Property, Plant & Equipment, Infrastructure

For the Period Ended 30 November 2018

	Description	2018/ 19 Actual	2018/19 Amended Budget	2018/19 Budget YTD Variance
	Car Parking Construction			
C0013	Yallingup Beach Car Park	228	101,000	-99.46%
C0044	Meelup Coastal Nodes - Carpark upgrade	25,040	256,886	136.67%
C0049	Port Geographe Marina Carparking	9,192	190,380	-88.41%
		34,460	548,266	-73.89%
	Bridges Construction			
A0022	Yallingup Beach Road Bridge - 3347	0	222,000	0.00%
		0	222,000	0.00%
	Cycleways Construction			
F1018	Dunsborough Cycleway CBD to Our Lady of the Cape School	15,477	681,000	-94.55%
		15,477	681,000	-94.55%
	Townscape Construction			
C1001	Queen Street Upgrade - Duchess to Kent Street	0	122,450	-100.00%
C1024	Dunsborough Road Access Improvements Stage 1	765,968	1,296,501	41.79%
		765,968	1,418,951	29.56%
	Boat Ramps Construction			
C1502	Old Dunsborough Boat Ramp Finger Jetty	0	22,200	-100.00%
C1512	Port Geographe Boat Ramp Renewal Works	0	220,000	-100.00%
		0	242,200	-100.00%
	Depot Construction			
C2006	Depot Washdown Facility Upgrades	0	110,000	-100.00%
		0	110,000	-100.00%
	Beach Restoration			
C2504	Groyne Construction	0	48,150	-100.00%
C2512	Sand Re-Nourishment	394	173,410	-99.20%
C2520	Coastal Protection Works	3,412	45,000	-81.80%
C2523	Broadwater Beach Coastal Protection Stage 1 of 4	0	150,000	0.00%
C2525	Wonnerup Groynes 3, 5, & 6	0	300,000	-100.00%
C2526	Baudin/ Wonnerup Groynes	0	300,000	-100.00%
C2527	Storm Damage Renewal of Infrastructure	49,322	95,000	24.60%
C2528	Craig Street Groyne and Sea Wall	0	250,000	0.00%
		53,128	1,361,560	-85.94%

City of Busselton

Capital Acquisition Report

Property, Plant & Equipment, Infrastructure

For the Period Ended 30 November 2018

	Description	2018/ 19 Actual	2018/19 Amended Budget	2018/19 Budget YTD Variance
	Parks, Gardens & Reserves			
C3006	Playgrounds General - Replacement of playground equipment	0	15,000	0.00%
C3007	Park Furniture Replacement - Replace aged & unsafe Equip	8,864	43,000	-55.68%
C3017	Bovell Park - Upgrade Lighting	0	79,000	0.00%
C3024	Dunsborough Oval - Lighting Upgrade	0	55,000	-100.00%
C3048	BBQ Placement and Replacement	3,966	13,000	-26.76%
C3122	Rails to Trails	1,249	248,723	-98.79%
C3131	Elijah Circle POS	5,068	24,620	-50.60%
C3143	NCC Infrastructure	3,039	3,039	140.24%
C3145	Churchill Park	3,084	188,837	-96.08%
C3146	Dunsborough Town Centre	27,711	87,457	-23.95%
C3154	Administration Building Landscaping Works	14,349	20,000	72.15%
C3157	Port Geographe - Layman Road Native Tree Planting	13,728	33,158	-0.63%
C3158	Port Geographe - Casurina Replacements on Layman Road	0	21,100	-100.00%
C3159	Port Geographe - Burgee Cove (Western Side of Bridge)	55,671	92,543	44.37%
C3160	Port Geographe - Reticulated POS at Layman Rd R/About	183,639	286,513	53.83%
C3163	Port Geographe - Outstanding Minor Repairs	0	30,000	-100.00%
C3164	Port Geographe - Reticulation Upgrade Scheme to Bore Water	179,977	332,927	29.74%
C3166	Vasse River Foreshore - Bridge to Bridge	2,633	94,317	-90.47%
C3174	Old Broadwater Farm Drink Fountain	2,813	5,000	0.00%
C3175	Currawong Drive Drink Fountain	2,908	5,000	0.00%
C3176	Coastal Fencing	481	10,000	-88.45%
C3177	Shade Sail Program	0	100,000	-100.00%
C3178	Ping Pong Facility at Foreshore	11,859	10,000	18.59%
C3184	Rotary Park Entry Gateway Landscape Upgrade	0	13,500	-100.00%
C3185	Foreshore Skate Park Seating	0	26,000	-100.00%
C3186	Lou Weston Oval - Courts	16,600	700,000	-94.31%
C3187	Port Geographe Reticulation Upgrades	0	65,000	-100.00%
C3188	Port Geographe Capital Replacement and Tree Planting	19,954	25,000	91.59%
C3190	Mobile Grand Stands	27,845	30,000	122.76%
		585,439	2,657,734	-44.96%
	Cemetery Capital Works			
C1604	Pioneer Cemetery Infrastructure Upgrades	0	52,000	-100.00%
C1605	Busselton Cemetery Infrastructure Upgrades	0	100,000	0.00%
C1609	Pioneer Cemetery - Implement Conservation Plan	2,040	20,000	-75.52%
		2,040	172,000	-93.20%
	Beach Front Infrastructure Works			
C1755	Dunsborough Beach Enclosure Net Replacement	95,500	90,000	6.11%
C1758	Beach Access Stairs - Bay View Cresent	0	21,000	0.00%
C1760	King Street Reserve - Park Upgrade (Coastal Node)	0	77,500	-100.00%
		95,500	188,500	-19.58%
	Aged Housing - Infrastructure Works			
C3451	Aged Housing Infrastructure (Upgrade)	0	13,300	-100.00%

City of Busselton

Capital Acquisition Report

Property, Plant & Equipment, Infrastructure

For the Period Ended 30 November 2018

	Description	2018/ 19 Actual	2018/19 Amended Budget	2018/19 Budget YTD Variance
		0	13,300	-100.00%
	Sanitation Infrastructure			
C3479	Vidler Road Waste Site Capital Improvements	17,565	403,750	-89.56%
C3481	Transfer Station Development	5,873	442,340	-96.81%
C3485	Site Rehabilitation - Busselton	479,156	1,050,000	9.52%
		502,594	1,896,090	-36.38%
	Airport Development			
C6086	Airport Construction - Air Freight Hub Stage 1	0	3,000,000	-100.00%
C6087	Airport Construction Stage 2, Landside Civils & Services Inf	1,042,896	691,170	262.14%
C6091	Airport Construction Stage 2, Noise Management Plan	2,400	869,550	-99.34%
C6092	Airport Construction Stage 2, Airfield	924,909	1,150,000	93.03%
C6095	Airport Construction Stage 2, External Services	684,064	2,300,000	-28.62%
C6099	Airport Development - Project Expenses	433,313	1,892,760	-45.49%
		3,087,582	9,903,480	-25.29%
	Main Roads			
S0022	Floodgate Road	458	31,000	-96.45%
S0035	Strelly Street / Barlee Street Roundabout	1,562	450,000	-99.17%
S0051	Causeway Road / Rosemary Drive Roundabout	5,895	750,000	-98.11%
S0064	Peel Terrace (Stanley Pl/Cammilleri St Intersection Upgrade)	150,041	613,033	-41.26%
S0066	Queen Street	2,185	52,846	-90.08%
S0067	Layman Road - Reconstruction Between 3250 and 6190	21,638	152,487	-65.94%
S0068	Georgiana Molloy Bus Bay Facilities	20,586	197,286	-79.41%
S0069	Peel Terrace (Brown Street Intersection Upgrades)	1,617	250,000	-98.45%
S0317	Naturaliste Terrace Asphalt Overlay	3,167	153,080	-95.04%
S0318	Bentley Road Reseal	129	27,000	-98.85%
S0319	Webster Road Reseal	172	31,000	-98.67%
S0320	Ballarat Road Reseal	129	75,000	-99.59%
		207,580	2,782,732	-82.37%
	Black Spot			
V0002	Eastern Link - Busselton Traffic Study	86,447	2,900,000	-92.85%
		86,447	2,900,000	-92.85%
	Council Roads Initiative			
W0005	Kaloorup Road	0	38,500	-100.00%
W0016	Hairpin Road	0	85,000	-100.00%
W0026	Yoongarillup Road	38,712	890,000	-89.56%
W0055	Lindberg Road	56,544	173,500	-21.78%
W0058	Quininup Road	32,100	79,000	-2.49%
W0074	Chapman Hill Road	722	35,400	-95.11%

City of Busselton

Capital Acquisition Report

Property, Plant & Equipment, Infrastructure

For the Period Ended 30 November 2018

	Description	2018/ 19 Actual	2018/19 Amended Budget	2018/19 Budget YTD Variance
W0084	Vasse Yallingup Siding Road	0	20,200	-100.00%
W0136	DAIP Issues District ACROD Bays, ramps, signs etc	32,216	40,173	92.45%
W0176	Signage (Alternate CBD Entry)	0	19,796	-100.00%
W0183	Carter Road	27,170	26,000	150.64%
W0190	Miamup Road	0	16,200	-100.00%
W0192	Valley Road	1,200	46,840	-93.85%
W0195	Yallingup Beach Road	0	20,000	-100.00%
W0204	Greenfield Road (Loop) - One way layout	0	54,720	-100.00%
W0209	Layman Road Re-Shouldering	25,919	50,000	24.40%
W0210	Lewis Road Gravel Resheet	27,920	36,000	86.13%
W0211	Koorabin Drive Stage 2	0	50,000	-100.00%
W0212	Hamilton Way Asphalt Overlay	15,450	281,000	-86.81%
W0213	Forsythe Place Asphalt Overlay	1,123	106,400	-97.47%
W0214	McGregor Place Asphalt Overlay	29,603	47,900	48.31%
W0215	Langridge Place Asphalt Overlay	46,645	78,200	43.15%
W0216	Fredrick Street Partial Reconstruction	0	40,000	-100.00%
W0217	Russell Street Asphalt Overlay & Footpath	62,442	79,000	89.71%
W0218	Herring Street Asphalt Overlay & Footpath	62,590	67,000	124.18%
W0219	Wakeford Street Asphalt Overlay	10,401	66,700	-62.58%
W0220	Mann Street Asphalt Overlay	31,517	19,900	280.18%
W0221	Eagle Bay Meelup Road Reseal	0	15,000	-100.00%
W0222	Neville Hyder Drive & Vasse Hwy Intersection	107,297	287,000	-62.61%
W0223	Reading Street Reconstruction and Widen	317	185,000	-99.59%
W0224	Jones Way Asphalt Overlay	0	355,000	-100.00%
W0225	College Avenue Reconstruction	0	92,000	-100.00%
W0226	Vickery/O'Donnel Asphalt Overlay	0	52,132	-100.00%
W0227	William Drive Asphalt Overlay	0	228,310	-100.00%
W0228	Gaia Close Asphalt Overlay	0	47,400	-100.00%
W0229	Tom Cullity Drive Second Coat Seal	0	97,000	-100.00%
		609,888	3,826,271	-65.38%
	Sub-Total Infrastructure	**8,623,982**	**37,378,861**	**-42.82%**
	Grand Total - Capital Acquisitions	**10,499,133**	**63,045,417**	

City of Busselton

Reserves Movement Report

For The Period Ending 30 November 2018

		2018/2019 Actual	2018/2019 Amended Budget
		$	$
100	**Airport Infrastructure Renewal and Replacement Reserve**		
	Accumulated Reserves at Start of Year	1,325,501.46	1,325,501.46
	Interest transfer to Reserves	14,507.91	24,864.00
	Transfer from Muni	223,520.00	536,450.00
	Transfer to Muni	(39,000.00)	(231,630.00)
		1,524,529.37	1,655,185.46
136	**Airport Marketing Reserve**		
	Accumulated Reserves at Start of Year	1,583,014.10	1,583,014.10
	Interest transfer to Reserves	29,217.71	29,700.00
	Transfer from Muni	1,540,515.00	1,708,245.00
	Transfer to Muni	0.00	(1,590,287.00)
		3,152,746.81	1,730,672.10
143	**Airport Noise Mitigation Reserve**		
	Interest transfer to Reserves	7,966.97	0.00
	Transfer from Muni	869,550.00	869,550.00
	Transfer to Muni	0.00	(869,550.00)
		877,516.97	0.00
148	**Airport Existing Terminal Building Reserve**		
	Interest transfer to Reserves	291.50	0.00
	Transfer from Muni	39,000.00	39,000.00
		39,291.50	39,000.00
106	**Building Reserve**		
	Accumulated Reserves at Start of Year	1,193,933.21	1,193,933.21
	Interest transfer to Reserves	10,358.19	22,392.00
	Transfer from Muni	150,610.00	868,472.18
	Transfer to Muni	(293,918.00)	(661,918.00)
		1,060,983.40	1,422,879.39
404	**Barnard Park Sports Pavilion Building Reserve**		
	Interest transfer to Reserves	25.62	0.00

City of Busselton

Reserves Movement Report

For The Period Ending 30 November 2018

		2018/2019 Actual	2018/2019 Amended Budget
		$	$
	Transfer from Muni	4,375.00	10,500.00
		4,400.62	10,500.00
405	**Railway House Building Reserve**		
	Interest transfer to Reserves	40.24	0.00
	Transfer from Muni	6,875.00	16,500.00
		6,915.24	16,500.00
406	**Youth and Community Activities Building Reserve**		
	Interest transfer to Reserves	109.73	0.00
	Transfer from Muni	18,750.00	45,000.00
		18,859.73	45,000.00
407	**Busselton Library Building Reserve**		
	Interest transfer to Reserves	368.69	0.00
	Transfer from Muni	52,800.00	83,580.00
	Transfer to Muni	0.00	(11,000.00)
		53,168.69	72,580.00
131	**Busselton Community Resource Centre**		
	Accumulated Reserves at Start of Year	156,653.93	156,653.93
	Interest transfer to Reserves	1,633.82	2,940.00
	Transfer from Muni	7,358.00	29,433.00
		165,645.75	189,026.93
408	**Busselton Jetty Tourist Park Reserve**		
	Interest transfer to Reserves	532.23	0.00
	Transfer from Muni	90,945.00	218,272.00
	Transfer to Muni	0.00	(214,400.00)
		91,477.23	3,872.00

City of Busselton

Reserves Movement Report

For The Period Ending 30 November 2018

		2018/2019 Actual	2018/2019 Amended Budget
		$	$
409	**Geographe Leisure Centre Building Reserve**		
	Interest transfer to Reserves	2,098.62	0.00
	Transfer from Muni	300,665.00	476,640.00
	Transfer to Muni	0.00	(290,000.00)
		302,763.62	186,640.00
331	**Joint Venture Aged Housing Reserve**		
	Accumulated Reserves at Start of Year	997,854.77	997,854.77
	Interest transfer to Reserves	10,306.82	18,720.00
	Transfer from Muni	73,665.00	176,800.00
	Transfer to Muni	0.00	(121,500.00)
		1,081,826.59	1,071,874.77
403	**Aged Housing Resident Funded (Council)**		
	Accumulated Reserves at Start of Year	186,717.69	186,717.69
	Interest transfer to Reserves	1,867.46	3,504.00
	Transfer from Muni	0.00	0.00
	Transfer to Muni	0.00	(66,200.00)
		188,585.15	124,021.69
410	**Naturaliste Community Centre Building Reserve**		
	Interest transfer to Reserves	603.49	0.00
	Transfer from Muni	89,783.00	159,078.00
	Transfer to Muni	0.00	(100,000.00)
		90,386.49	59,078.00
411	**Civic and Administration Building Reserve**		
	Interest transfer to Reserves	451.11	0.00
	Transfer from Muni	77,085.00	185,000.00
		77,536.11	185,000.00
110	**Jetty Maintenance Reserve**		
	Accumulated Reserves at Start of Year	4,193,450.51	4,193,450.51
	Interest transfer to Reserves	42,661.21	78,660.00
	Transfer from Muni	0.00	1,249,044.00

City of Busselton

Reserves Movement Report

For The Period Ending 30 November 2018

		2018/2019 Actual	2018/2019 Amended Budget
		$	$
	Transfer to Muni	(150,000.00)	(1,552,610.00)
		4,086,111.72	3,968,544.51
150	**Jetty Self Insurance Reserve**		
	Interest transfer to Reserves	877.82	0.00
	Transfer from Muni	150,000.00	360,000.00
		150,877.82	360,000.00
222	**Asset Depreciation Reserve**		
	Accumulated Reserves at Start of Year	563,412.18	563,412.18
	Interest transfer to Reserves	5,476.67	10,572.00
	Transfer to Muni	0.00	(573,984.18)
		568,888.85	0.00
223	**Road Asset Renewal Reserve**		
	Accumulated Reserves at Start of Year	1,299,765.50	1,299,765.50
	Interest transfer to Reserves	17,426.62	24,384.00
	Transfer from Muni	1,062,900.00	2,550,956.00
	Transfer to Muni	(101,725.00)	(3,875,096.00)
		2,278,367.12	9.50
224	**Footpath/ Cycle Ways Reserve**		
	Interest transfer to Reserves	565.50	0.00
	Transfer from Muni	96,630.00	231,906.00
	Transfer to Muni	0.00	(231,906.00)
		97,195.50	0.00

City of Busselton

Reserves Movement Report

For The Period Ending 30 November 2018

		2018/2019 Actual	2018/2019 Amended Budget
		$	$
115	**Plant Replacement Reserve**		
	Accumulated Reserves at Start of Year	2,185,395.64	2,185,395.64
	Interest transfer to Reserves	21,330.99	40,992.00
	Transfer from Muni	352,330.00	845,588.00
	Transfer to Muni	0.00	(2,179,650.00)
		2,559,056.63	892,325.64
137	**Busselton Traffic Study Implementation Reserve**		
	Accumulated Reserves at Start of Year	432,138.26	432,138.26
	Interest transfer to Reserves	7,521.63	8,112.00
	Transfer from Muni	525,445.00	1,211,110.00
	Transfer to Muni	0.00	(1,650,000.00)
		965,104.89	1,360.26
132	**CBD Enhancement Reserve**		
	Accumulated Reserves at Start of Year	122,490.23	122,490.23
	Interest transfer to Reserves	1,325.82	2,292.00
	Transfer from Muni	11,250.00	45,000.00
	Transfer to Muni	0.00	(120,000.00)
		135,066.05	49,782.23
127	**New Infrastructure Development Reserve**		
	Accumulated Reserves at Start of Year	1,834,714.76	1,834,714.76
	Interest transfer to Reserves	18,216.51	34,416.00
	Transfer from Muni	171,225.00	410,941.00
	Transfer to Muni	0.00	(1,470,740.00)
		2,024,156.27	809,331.76
141	**CPA Infrastructure Road Upgrades Reserve**		
	Accumulated Reserves at Start of Year	225,574.67	225,574.67
	Interest transfer to Reserves	2,224.38	4,236.00
	Transfer from Muni	0.00	0.00
		227,799.05	229,810.67
114	**City Car Parking and Access Reserve**		

City of Busselton

Reserves Movement Report

For The Period Ending 30 November 2018

		2018/2019 Actual	2018/2019 Amended Budget
		$	$
	Accumulated Reserves at Start of Year	875,925.14	875,925.14
	Interest transfer to Reserves	9,749.88	16,428.00
	Transfer from Muni	224,180.00	538,024.00
	Transfer to Muni	0.00	(1,312,249.00)
		1,109,855.02	118,128.14
107	**Corporate IT System Programme**		
	Accumulated Reserves at Start of Year	78,625.03	78,625.03
	Interest transfer to Reserves	583.12	1,476.00
	Transfer to Muni	0.00	0.00
		79,208.15	80,101.03
133	**Election, Valuation and Corporate Expenses Reserve**		
	Accumulated Reserves at Start of Year	149,557.64	149,557.64
	Interest transfer to Reserves	1,442.75	2,808.00
	Transfer from Muni	146,225.00	350,949.00
	Transfer to Muni	0.00	(10,300.00)
		297,225.39	493,014.64
111	**Legal Expenses Reserve**		
	Accumulated Reserves at Start of Year	557,904.00	557,904.00
	Interest transfer to Reserves	5,501.45	10,464.00
	Transfer from Muni	61,364.00	61,364.00
	Transfer to Muni	0.00	(30,000.00)
		624,769.45	599,732.00

City of Busselton

Reserves Movement Report

For The Period Ending 30 November 2018

		2018/2019 Actual	2018/2019 Amended Budget
		$	$
202	**Long Service Leave Reserve**		
	Accumulated Reserves at Start of Year	3,111,698.09	3,111,698.09
	Interest transfer to Reserves	43,179.00	58,368.00
	Transfer from Muni	104,165.00	250,000.00
	Transfer to Muni	0.00	(606,308.00)
		3,259,042.09	2,813,758.09
203	**Professional Development Reserve**		
	Accumulated Reserves at Start of Year	113,024.66	113,024.66
	Interest transfer to Reserves	1,126.41	2,124.00
	Transfer from Muni	29,165.00	70,000.00
	Transfer to Muni	0.00	(70,000.00)
		143,316.07	115,148.66
204	**Sick Pay Incentive Reserve**		
	Accumulated Reserves at Start of Year	175,935.04	175,935.04
	Interest transfer to Reserves	2,406.87	3,300.00
	Transfer from Muni	0.00	0.00
	Transfer to Muni	0.00	(70,000.00)
		178,341.91	109,235.04
124	**Workers Compensation Contingency Reserve**		
	Accumulated Reserves at Start of Year	356,227.48	356,227.48
	Interest transfer to Reserves	3,465.71	6,684.00
	Transfer from Muni	0.00	0.00
	Transfer to Muni	0.00	(60,000.00)
		359,693.19	302,911.48
302	**Community Facilities - City District**		
	Accumulated Reserves at Start of Year	2,303,095.83	2,303,095.83
	Interest transfer to Reserves	23,455.38	43,200.00
	Transfer from Muni	86,942.98	593,880.00
	Transfer to Muni	0.00	(643,415.00)
		2,413,494.19	2,296,760.83
304	**Community Facilities - Broadwater**		

City of Busselton

Reserves Movement Report

For The Period Ending 30 November 2018

		2018/2019 Actual	2018/2019 Amended Budget
		$	$
	Accumulated Reserves at Start of Year	138,048.48	138,048.48
	Interest transfer to Reserves	1,384.64	2,592.00
	Transfer from Muni	3,123.36	29,020.00
		142,556.48	169,660.48
303	**Community Facilities - Busselton**		
	Accumulated Reserves at Start of Year	34,546.40	34,546.40
	Interest transfer to Reserves	365.36	648.00
	Transfer from Muni	3,376.99	50,560.00
	Transfer to Muni	0.00	(80,000.00)
		38,288.75	5,754.40
305	**Community Facilities - Dunsborough**		
	Accumulated Reserves at Start of Year	166,327.12	166,327.12
	Interest transfer to Reserves	1,751.75	3,120.00
	Transfer from Muni	12,093.72	78,600.00
		180,172.59	248,047.12
311	**Community Facilities - Dunsborough Lakes Estate**		
	Accumulated Reserves at Start of Year	525,105.39	525,105.39
	Interest transfer to Reserves	6,480.35	9,852.00
	Transfer from Muni	190,476.00	487,780.00
		722,061.74	1,022,737.39
306	**Community Facilities - Geographe**		
	Accumulated Reserves at Start of Year	95,061.38	95,061.38
	Interest transfer to Reserves	946.84	1,788.00
	Transfer from Muni	1,189.00	6,170.00
		97,197.22	103,019.38

City of Busselton

Reserves Movement Report

For The Period Ending 30 November 2018

		2018/2019 Actual	2018/2019 Amended Budget
		$	$
310	**Community Facilities - Port Geographe**		
	Accumulated Reserves at Start of Year	335,116.76	335,116.76
	Interest transfer to Reserves	3,304.57	6,288.00
		338,421.33	341,404.76
309	**Community Facilities - Vasse**		
	Accumulated Reserves at Start of Year	589,760.45	589,760.45
	Interest transfer to Reserves	5,683.88	11,064.00
	Transfer from Muni	8,443.40	455,460.00
	Transfer to Muni	0.00	0.00
		603,887.73	1,056,284.45
308	**Community Facilities - Airport North**		
	Accumulated Reserves at Start of Year	2,826,296.71	2,826,296.71
	Interest transfer to Reserves	27,869.97	53,016.00
	Transfer from Muni	0.00	212,080.00
		2,854,166.68	3,091,392.71
130	**Locke Estate Reserve**		
	Accumulated Reserves at Start of Year	0.00	0.00
	Interest transfer to Reserves	156.06	0.00
	Transfer from Muni	26,665.00	64,000.00
	Transfer to Muni	0.00	(64,000.00)
		26,821.06	0.00
122	**Port Geographe Development Reserve**		
	Accumulated Reserves at Start of Year	1,455,440.82	1,455,440.82
	Interest transfer to Reserves	14,034.36	27,300.00
	Transfer from Muni	20,835.00	50,000.00
	Transfer to Muni	0.00	(999,781.00)
		1,490,310.18	532,959.82
123	**Port Geographe Waterways Managment Reserve (SAR)**		
	Accumulated Reserves at Start of Year	3,387,485.07	3,387,485.07
	Interest transfer to Reserves	34,041.21	63,540.00

City of Busselton

Reserves Movement Report

For The Period Ending 30 November 2018

		2018/2019 Actual	2018/2019 Amended Budget
		$	$
	Transfer from Muni	78,155.00	187,573.00
	Transfer to Muni	0.00	(337,800.00)
		3,499,681.28	3,300,798.07
126	**Provence Landscape Maintenance Reserve (SAR)**		
	Accumulated Reserves at Start of Year	1,101,707.78	1,101,707.78
	Interest transfer to Reserves	11,104.41	20,664.00
	Transfer from Muni	69,490.00	166,778.00
	Transfer to Muni	0.00	(162,645.00)
		1,182,302.19	1,126,504.78
128	**Vasse Newtown Landscape Maintenance Reserve (SAR)**		
	Accumulated Reserves at Start of Year	535,722.24	535,722.24
	Interest transfer to Reserves	5,359.89	10,044.00
	Transfer from Muni	70,995.00	170,390.00
	Transfer to Muni	0.00	(174,860.00)
		612,077.13	541,296.24
138	**CPA Bushfire Facilities Reserve**		
	Accumulated Reserves at Start of Year	55,861.58	55,861.58
	Interest transfer to Reserves	550.84	1,044.00
	Transfer from Muni	0.00	0.00
		56,412.42	56,905.58
139	**CPA Community Facilities Dunsborough Lakes South Reserve**		
	Accumulated Reserves at Start of Year	70,848.15	70,848.15
	Interest transfer to Reserves	698.61	1,332.00
	Transfer from Muni	0.00	0.00
		71,546.76	72,180.15

City of Busselton

Reserves Movement Report

For The Period Ending 30 November 2018

		2018/2019 Actual	2018/2019 Amended Budget
		$	$
140	**CPA Community Facilities South Biddle Precinct Reserve**		
	Accumulated Reserves at Start of Year	1,030,368.46	1,030,368.46
	Interest transfer to Reserves	10,160.42	19,332.00
	Transfer from Muni	0.00	0.00
	Transfer to Muni	0.00	(200,000.00)
		1,040,528.88	849,700.46
321	**Busselton Area Drainage and Waterways Improvement Reserve**		
	Accumulated Reserves at Start of Year	548,820.67	548,820.67
	Interest transfer to Reserves	5,123.14	10,296.00
	Transfer to Muni	0.00	(169,317.00)
		553,943.81	389,799.67
102	**Climate Adaptation Reserve**		
	Accumulated Reserves at Start of Year	2,472,424.34	2,472,424.34
	Interest transfer to Reserves	26,202.67	46,380.00
	Transfer from Muni	193,220.00	527,732.00
	Transfer to Muni	0.00	(1,317,290.00)
		2,691,847.01	1,729,246.34
144	**Emergency Disaster Recovery Reserve**		
	Accumulated Reserves at Start of Year	50,000.00	50,000.00
	Interest transfer to Reserves	732.80	936.00
	Transfer from Muni	8,335.00	20,000.00
		59,067.80	70,936.00
145	**Energy Sustainability Reserve**		
	Accumulated Reserves at Start of Year	100,000.00	100,000.00
	Interest transfer to Reserves	1,611.87	1,872.00
	Transfer from Muni	41,665.00	100,000.00
	Transfer to Muni	0.00	(120,000.00)
		143,276.87	81,872.00
146	**Cemetery Reserve**		
	Accumulated Reserves at Start of Year	100,000.00	100,000.00

City of Busselton

Reserves Movement Report

For The Period Ending 30 November 2018

		2018/2019 Actual	2018/2019 Amended Budget
		$	$
	Interest transfer to Reserves	1,553.85	1,872.00
	Transfer from Muni	31,750.00	76,200.00
	Transfer to Muni	0.00	(120,000.00)
		133,303.85	58,072.00
341	**Public Art Reserve**		
	Accumulated Reserves at Start of Year	229,685.21	229,685.21
	Interest transfer to Reserves	2,211.44	4,308.00
	Transfer from Muni	0.00	100,000.00
	Transfer to Muni	0.00	(167,185.00)
		231,896.65	166,808.21
121	**Waste Management Facility and Plant Reserve**		
	Accumulated Reserves at Start of Year	7,881,068.17	7,881,068.17
	Interest transfer to Reserves	70,546.83	147,840.00
	Transfer from Muni	596,610.00	1,431,862.00
	Transfer to Muni	0.00	(4,140,590.00)
		8,548,225.00	5,320,180.17
120	**Strategic Projects Reserve**		
	Accumulated Reserves at Start of Year	226,213.20	226,213.20
	Interest transfer to Reserves	2,182.16	4,236.00
	Transfer from Muni	10,415.00	25,000.00
	Transfer to Muni	0.00	0.00
		238,810.36	255,449.20
129	**Untied Grants Reserve**		
	Accumulated Reserves at Start of Year	0.00	0.00
	Transfer to Muni	0.00	0.00
		0.00	0.00

City of Busselton

Reserves Movement Report

For The Period Ending 30 November 2018

		2018/2019 Actual	2018/2019 Amended Budget
		$	$
134	**Civic and Administration Centre Construction Reserve**		
	Accumulated Reserves at Start of Year	0.00	0.00
	Transfer to Muni	0.00	0.00
		0.00	0.00
	Total Cash Back Reserves	**55,851,006.40**	**40,642,794.20**
	Summary Reserves		
	Accumulated Reserves at Start of Year	47,978,518.20	47,978,518.20
	Interest transfer to Reserves	522,975.75	900,000.00
	Transfer from Muni	7,934,155.45	18,430,487.18
	Transfer to Muni	(584,643.00)	(26,666,211.18)
	Closing Balance	**55,851,006.40**	**40,642,794.20**

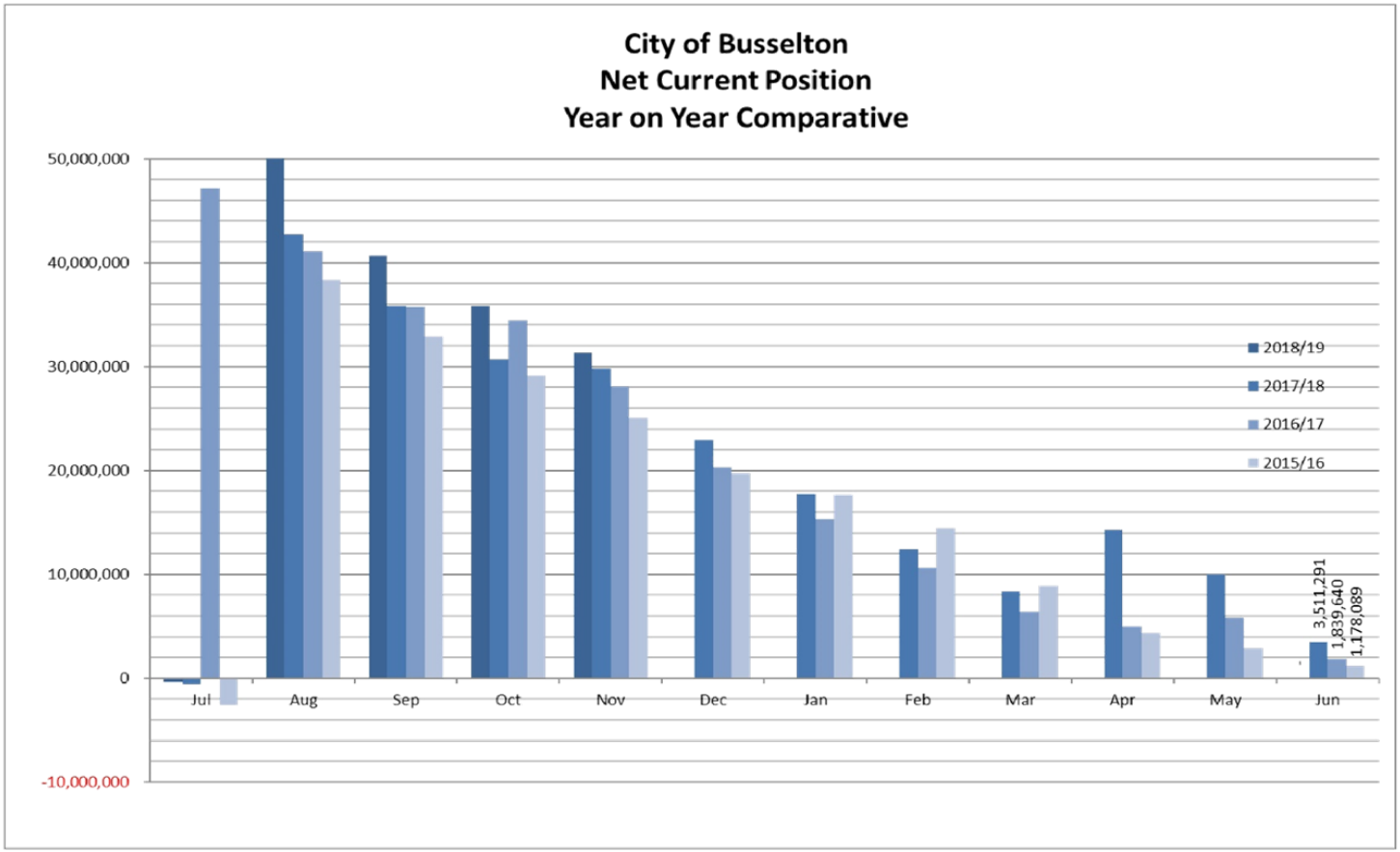
City of Busselton
Net Current Position
Year on Year Comparative
50,000,000
40,000,000
30,000,000
20,000,000
10,000,000
0
-10,000,000
Jul
Aug
Sep
Oct
Nov
Dec
Jan
Feb
Mar
Apr
May
Jun
2018/19
2017/18
2016/17
2015/16
3,511,291
1,839,640
1,178,089

City of Busselton

Statement of Financial Activity

For The Period Ending 31 December 2018

	2018/2019 Actual	2018/2019 Amended Budget YTD	2018/2019 Original Budget YTD	2018/2019 Amended Budget	2018/2019 Original Budget	2018/19 YTD Bud Variance
	$	$	$	$	$	%
Revenue from Ordinary Activities						
Rates	48,370,431	48,245,942	48,245,942	48,575,646	48,575,646	0.26%
Operating Grants, Subsidies and Contributions	1,811,450	1,970,521	1,682,299	4,166,540	3,747,650	-8.07%
Fees & Charges	10,968,276	10,841,532	10,841,532	15,828,160	15,828,160	1.17%
Other Revenue	357,898	192,531	167,290	362,981	337,740	85.89%
Interest Earnings	1,264,166	1,257,886	1,257,886	2,283,760	2,283,760	0.50%
	62,772,221	**62,508,412**	**62,194,949**	**71,217,087**	**70,772,956**	**0.42%**
Expenses from Ordinary Activities						
Employee Costs	(15,091,400)	(15,804,843)	(15,803,843)	(31,218,454)	(31,215,454)	4.51%
Materials & Contracts	(8,258,468)	(9,338,486)	(9,208,309)	(18,952,210)	(18,621,467)	11.57%
Utilities (Gas, Electricity, Water etc)	(1,107,273)	(1,284,216)	(1,284,216)	(2,569,240)	(2,569,240)	13.78%
Depreciation on non current assets	(11,137,153)	(9,659,824)	(9,659,824)	(19,070,922)	(19,070,922)	-15.29%
Insurance Expenses	(713,890)	(580,819)	(580,819)	(698,808)	(698,808)	-22.91%
Other Expenditure	(1,230,086)	(2,368,104)	(2,381,104)	(4,795,009)	(4,770,041)	48.06%
Allocations	799,616	859,018	859,018	1,723,162	1,723,162	6.92%
	(36,738,654)	**(38,177,274)**	**(38,059,097)**	**(75,581,481)**	**(75,222,770)**	**3.77%**
Borrowings Cost Expense						
Interest Expenses	(625,268)	(680,238)	(680,238)	(1,374,387)	(1,374,387)	8.08%
	(625,268)	**(680,238)**	**(680,238)**	**(1,374,387)**	**(1,374,387)**	**8.08%**
Non-Operating Grants, Subsidies and Contributions	2,340,437	8,913,706	8,715,706	32,443,772	30,347,185	-73.74%
Profit on Asset Disposals	87,860	43,776	43,776	82,137	82,137	100.70%
Loss on Asset Disposals	(21,694)	(26,662)	(26,662)	(34,577)	(34,577)	18.63%
	2,406,603	**8,930,820**	**8,732,820**	**32,491,332**	**30,394,745**	**-73.05%**
Net Result	**27,814,902**	**32,581,720**	**32,188,434**	**26,752,551**	**24,570,544**	**-14.63%**
Adjustments for Non-cash Revenue & Expenditure						
Depreciation	11,137,153	9,659,824	9,659,824	19,070,922	19,070,922	
Donated Assets	(42,000)	(5,000)	(5,000)	(8,365,000)	(8,365,000)	
(Profit)/Loss on Sale of Assets	(66,166)	(17,114)	(17,114)	(47,560)	(47,560)	
Allocations & Other Adjustments	298	0	0	(30,000)	0	
Deferred Pensioner Movements (Non-current)	10,233	0	0	0	0	
Recording of Employee Benefit Provisions (NC)	0	0	0	0	0	
Deposit & Bonds Movements (cash backed NC)	(256,575)	0	0	0	0	
Capital Revenue & (Expenditure)						
Land & Buildings	(643,086)	(9,639,598)	(9,441,598)	(17,902,816)	(17,618,620)	93.33%
Plant & Equipment	(1,336,380)	(2,955,500)	(2,955,500)	(6,880,100)	(5,363,500)	54.78%
Furniture & Equipment	(174,675)	(465,803)	(465,803)	(883,640)	(883,640)	62.50%
Infrastructure	(9,528,499)	(18,370,980)	(18,226,082)	(37,380,261)	(36,804,070)	48.13%
Proceeds from Sale of Assets	541,945	748,350	748,350	1,045,950	1,045,950	-27.58%
Proceeds from New Loans	0	1,500,000	1,500,000	3,150,000	3,150,000	-100.00%
Self Supporting Loans - Repayment of Principal	35,591	36,092	36,092	79,253	79,253	-1.39%
Total Loan Repayments - Principal	(1,512,406)	(1,512,406)	(1,512,406)	(3,155,395)	(3,155,395)	0.00%
Advances to Community Groups	0	0	0	(150,000)	(150,000)	0.00%
Transfer to Restricted Assets	(702,383)	(273,996)	(273,996)	(551,000)	(551,000)	-156.35%
Transfer from Restricted Assets	5,002,527	6,285,180	6,285,180	14,423,922	14,423,922	-20.41%
Transfer to Reserves	(9,598,421)	(9,637,389)	(9,552,184)	(19,354,328)	(19,269,123)	0.40%
Transfer from Reserves	654,988	654,988	654,988	26,666,211	26,356,026	0.00%
Opening Funds Surplus/ (Deficit)	3,511,291	3,511,291	3,511,291	3,511,291	3,511,291	
Net Current Position - Surplus / (Deficit)	**24,848,337**	**12,099,659**	**12,134,476**	**0**	**0**	

City of Busselton

Net Current Position

For The Period Ending 31 December 2018

	2018/19 Actual	2018/19 Amended Budget	2018/19 Original Budget	2017/18 Actual
	$	$	$	$
NET CURRENT ASSETS				
CURRENT ASSETS				
Cash - Unrestricted	10,688,247	1,577,000	1,577,000	4,885,287
Cash - Restricted	72,019,627	46,343,247	46,568,227	67,528,052
Sundry Debtors	793,046	2,800,000	2,800,000	3,078,872
Rates Outstanding - General	16,185,642	1,100,000	1,100,000	1,262,372
Stock on Hand	16,543	23,000	23,000	23,671
	99,703,105	**51,843,247**	**52,068,227**	**76,778,254**
LESS: CURRENT LIABILITIES				
Bank Overdraft	0	0	0	0
Sundry Creditors	2,835,141	5,500,000	5,500,000	5,738,911
Performance Bonds	3,561,986	3,818,562	3,818,562	3,818,562
	6,397,127	**9,318,562**	**9,318,562**	**9,557,473**
Current Position (inclusive of Restricted Funds)	93,305,978	42,524,685	42,749,665	67,220,781
Add: Cash Backed Liabilities (Deposits & Bonds)	3,561,986	3,818,562	3,818,562	3,818,562
Less: Cash - Restricted Funds	(72,019,627)	(46,343,247)	(46,568,227)	(67,528,052)
NET CURRENT ASSET POSITION	**24,848,337**	**0**	**0**	**3,511,291**

City of Busselton

Capital Acquisition Report

Property, Plant & Equipment, Infrastructure

For the Period Ended 31 December 2018

	Description	2018/ 19 Actual	2018/19 Amended Budget	2018/19 Budget YTD Variance
		$	$	%
>> Property, Plant & Equipment				
	Land			
10610	Property Services Administration	0	100,000	-100.00%
10930	Fire Prevention Council	0	200,000	-100.00%
10970	Parking Control	0	1,300,000	-100.00%
11300	Sanitation Waste Services Administration	50,000	50,000	0.00%
		50,000	1,650,000	-96.77%
	Buildings			
	Major Projects			
	Major Project - Busselton Foreshore			
B9570	Foreshore East-Youth Precinct Community Youth Building/SLSC	9,190	12,710	44.63%
B9583	Railway House	13,674	18,360	48.96%
B9600	Old Vasse Lighthouse	2,600	220,000	0.00%
		25,464	251,070	63.93%
	Major Project - Administration Building			
B9010	Civic and Administration Centre Construction	16,721	95,000	-64.79%
		16,721	95,000	-64.79%
	Buildings (Other)			
B9109	Hithergreen Building Renovations	0	68,886	0.00%
B9112	Ambergate Bushfire Brigade Shed	299,906	362,055	7.10%
B9113	Vasse Bushfire Brigade Appliance Bay Facility	8,655	8,655	0.00%
B9114	Sussex BFB Concrete Apron	8,655	8,655	0.00%
B9300	Aged Housing Capital Improvements - Winderlup	30,047	60,000	0.16%
B9301	Aged Housing Capital Improvements - Harris Road	45,254	48,200	87.85%
B9302	Aged Housing Capital Improvements - Winderlup Court (City)	12,266	51,000	-51.90%
B9407	Busselton Senior Citizens	1,150	750,000	-99.69%
B9511	ArtGeo Building	0	73,000	-100.00%
B9512	GLC Aerobic Additions / Sauna Room	13,125	30,000	-56.25%
B9516	Busselton Library Upgrade	0	11,000	-100.00%
B9517	GLC - Pool Relining	0	50,000	-100.00%
B9528	GLC - Plant Room	41,775	57,819	0.88%
B9538	Weld Theatre	6,235	15,000	0.00%
B9556	NCC Upgrade	44,914	107,818	-29.73%
B9588	Old Court House Building Upgrade	0	75,000	-100.00%
B9591	Performing Arts Convention Centre	18,977	50,000	-24.10%

City of Busselton

Capital Acquisition Report

Property, Plant & Equipment, Infrastructure

For the Period Ended 31 December 2018

	Description	2018/ 19 Actual	2018/19 Amended Budget	2018/19 Budget YTD Variance
B9596	GLC Building Improvements	5,125	260,000	0.00%
B9604	Womens Change Facility Bovell	0	35,000	-100.00%
B9605	Energy Efficiency Initiatives (Various Buildings	0	100,000	-100.00%
B9716	Airport Terminal Stage 2	(24,308)	12,915,000	-100.38%
B9717	Airport Construction, Existing Terminal Upgrade	0	500,000	-100.00%
B9804	Bsn Jetty Tourist Park Home	39,126	55,258	41.61%
B9808	Busselton Jetty Tourist Park Upgrade	0	214,400	-100.00%
		550,901	15,906,746	-93.14%
	Total Buildings	**593,086**	**16,252,816**	**-92.67%**
	Plant & Equipment			
10250	Information & Communication Technology Services	0	15,000	-100.00%
10251	Business Systems	0	40,000	-100.00%
10360	Customer Services	0	40,000	-100.00%
10502	Community & Commercial Services Support	0	50,000	-100.00%
10530	Community Services Administration	37,605	40,000	-5.99%
10630	Property and Business Development	31,292	35,000	-10.59%
10800	Planning Directorate Support	43,578	50,000	-12.84%
10808	Compliance Services	0	40,000	-100.00%
10820	Strategic Planning	37,605	40,000	-5.99%
10920	Environmental Health Services Administration	38,885	40,000	-2.79%
10940	Fire Prevention DFES	53,037	55,000	-3.57%
10980	Other Law, Order & Public Safety	31,877	35,000	-8.92%
11000	Engineering & Works Services Support	55,000	50,000	10.00%
11101	Engineering Services Administration	33,844	35,000	-3.30%
11107	Engineering Services Design	34,071	35,000	-2.65%
11156	Airport Development Operations	0	150,000	-100.00%
11300	Sanitation Waste Services Administration	36,816	40,000	-7.96%
11401	Transport - Workshop	3,495	111,000	-96.67%
11402	Plant Purchases (P10)	413,417	1,927,000	-45.02%
11403	Plant Purchases (P11)	23,549	805,500	-95.27%
11404	Plant Purchases (P12)	422,535	1,470,000	-42.59%
11407	P&E - P&G Smart Technologies	0	150,000	-100.00%
11500	Operations Services Administration	38,503	110,000	-48.66%
B1013	Dunsborough Bushfire Brigade	0	178,300	0.00%
B1015	Hithergreen District Bushfire Brigade	0	465,200	0.00%
B1024	Wilyabrup Bushfire Brigade	0	178,300	0.00%
B1026	Yallingup Rural Bushfire Brigade	0	597,600	0.00%
B1029	Busselton Branch SES	1,272	97,200	0.00%
		1,336,380	6,880,100	-54.78%
	Furniture & Office Equipment			
10250	Information & Communication Technology Services	3,232	46,400	-86.06%
10251	Business Systems	114,444	258,500	-11.44%
10530	Community Services Administration	0	5,000	-100.00%

City of Busselton

Capital Acquisition Report

Property, Plant & Equipment, Infrastructure

For the Period Ended 31 December 2018

	Description	2018/ 19 Actual	2018/19 Amended Budget	2018/19 Budget YTD Variance
10590	Naturaliste Community Centre	0	16,110	-100.00%
10591	Geographe Leisure Centre	0	63,600	-100.00%
10625	Art Geo Administration	10,000	12,000	-16.67%
10900	Cultural Planning	47,000	152,030	-43.72%
11156	Airport Development Operations	0	300,000	-100.00%
11160	Busselton Jetty	0	5,000	-100.00%
B1361	YCAB (Youth Precinct Foreshore)	0	25,000	-100.00%
		174,675	883,640	-62.50%
	Sub-Total Property, Plant & Equipment	**2,154,142**	**25,666,556**	**-83.51%**
>> Infrastructure				
	Major Project - Busselton Foreshore			
C0029	Queen West Foreshore Carpark	166,820	203,000	64.35%
C3065	Signal Park	46,569	72,000	29.36%
C3094	Busselton Foreshore - Stage 3	9,492	220,672	-87.65%
C3112	Busselton Foreshore - Exercise Equipment	0	225,000	0.00%
C3113	Busselton Tennis Club - Infrastructure	295,541	3,862,894	-84.70%
C3150	Busselton Foreshore Stage 3: Toddler's Playground	22,030	174,301	-83.50%
C3168	Busselton Foreshore Jetty Precinct	1,423,614	1,645,509	66.26%
C3179	Jetty Precinct Bike Racks/Bin Enclosures	8,374	12,500	34.07%
C3180	Marine Tce Sword Planting	32,480	90,000	-27.82%
C3181	Minor Capital Improvements, Fencing, Seating, Lighting etc	9,705	20,500	-5.30%
C3182	Relocation of Veteran Car Club	2,600	250,000	0.00%
C3183	Queen Street Look Out Art Work	0	25,000	-100.00%
C3189	Fencing Possum Park Barnard East	0	30,000	-100.00%
		2,017,226	6,831,376	-37.83%
	Major Project - Administration Building			
C0043	Administration Building Carpark	0	100,000	-100.00%
		0	100,000	-100.00%
	Footpaths Construction			
F0035	Dunsborough Lakes Drive to N.C.C.	7,824	152,000	-89.71%
F0066	Bussell Highway Footpath Sections	389,881	589,820	32.20%
F0075	Armitage Drive Footpath - Navigation Way to Avocet Boulevard	433	44,608	-98.06%
F0077	Valley Road Footpath	58,165	62,000	87.65%
F0078	Signal Park Bypass New Path	52,389	70,000	49.64%
F0079	Bovell Street Footpath	31,617	60,000	5.39%
		540,310	978,428	10.44%

City of Busselton

Capital Acquisition Report

Property, Plant & Equipment, Infrastructure

For the Period Ended 31 December 2018

	Description	2018/ 19 Actual	2018/19 Amended Budget	2018/19 Budget YTD Variance
	Drainage Construction - Street			
D0009	Busselton LIA - Geocatch Drain Partnership	395	30,000	-97.37%
D0015	Valley Road Drainage Upgrade	216,816	230,000	88.53%
D0017	Chain Avenue - Drainage Works	0	187,982	-100.00%
D0018	Centurion Way - Drainage Works	0	11,991	-100.00%
D0019	Johnston Avenue Drainage Upgrade - Stage 2	25,087	25,000	100.73%
D0020	Glenmeer Ramble Drainage	5,728	60,000	-80.91%
		248,025	544,973	-8.98%
	Car Parking Construction			
C0013	Yallingup Beach Car Park	263	101,000	-99.48%
C0044	Meelup Coastal Nodes - Carpark upgrade	111,209	256,886	-13.42%
C0049	Port Geographe Marina Carparking	143,282	190,380	50.52%
		254,754	548,266	-7.07%
	Bridges Construction			
A0022	Yallingup Beach Road Bridge - 3347	0	222,000	0.00%
		0	222,000	0.00%
	Cycleways Construction			
F1018	Dunsborough Cycleway CBD to Our Lady of the Cape School	16,802	681,000	-95.07%
		16,802	681,000	-95.07%
	Townscape Construction			
C1001	Queen Street Upgrade - Duchess to Kent Street	0	122,450	-100.00%
C1024	Dunsborough Road Access Improvements Stage 1	817,408	1,296,501	26.10%
		817,408	1,418,951	15.21%
	Boat Ramps Construction			
C1502	Old Dunsborough Boat Ramp Finger Jetty	0	22,200	-100.00%
C1512	Port Geographe Boat Ramp Renewal Works	0	220,000	-100.00%
		0	242,200	-100.00%
	Depot Construction			
C2006	Depot Washdown Facility Upgrades	867	110,000	-98.27%

City of Busselton

Capital Acquisition Report

Property, Plant & Equipment, Infrastructure

For the Period Ended 31 December 2018

	Description	2018/ 19 Actual	2018/19 Amended Budget	2018/19 Budget YTD Variance
		867	110,000	-98.27%
	Beach Restoration			
C2504	Groyne Construction	0	48,150	-100.00%
C2512	Sand Re-Nourishment	394	173,410	-99.33%
C2520	Coastal Protection Works	3,792	45,000	-83.14%
C2523	Broadwater Beach Coastal Protection Stage 1 of 4	0	150,000	0.00%
C2525	Wonnerup Groynes 3, 5, & 6	0	300,000	-100.00%
C2526	Baudin/ Wonnerup Groynes	0	300,000	-100.00%
C2527	Storm Damage Renewal of Infrastructure	64,492	95,000	35.77%
C2528	Craig Street Groyne and Sea Wall	0	250,000	0.00%
		68,678	1,361,560	-84.85%
	Parks, Gardens & Reserves			
C3006	Playgrounds General - Replacement of playground equipment	0	15,000	-100.00%
C3007	Park Furniture Replacement - Replace aged & unsafe Equip	18,381	43,000	-8.10%
C3017	Bovell Park - Upgrade Lighting	0	79,000	0.00%
C3024	Dunsborough Oval - Lighting Upgrade	0	55,000	-100.00%
C3048	BBQ Placement and Replacement	15,036	13,000	131.40%
C3122	Rails to Trails	4,353	250,123	-96.54%
C3131	Elijah Circle POS	5,068	24,620	-58.84%
C3143	NCC Infrastructure	3,039	3,039	100.20%
C3145	Churchill Park	3,084	188,837	-96.73%
C3146	Dunsborough Town Centre	86,471	87,457	97.75%
C3154	Administration Building Landscaping Works	14,349	20,000	43.46%
C3157	Port Geographe - Layman Road Native Tree Planting	13,819	33,158	-16.64%
C3158	Port Geographe - Casurina Replacements on Layman Road	0	21,100	-100.00%
C3159	Port Geographe - Burgee Cove (Western Side of Bridge)	55,671	92,543	20.31%
C3160	Port Geographe - Reticulated POS at Layman Rd R/About	183,819	286,513	28.32%
C3163	Port Geographe - Outstanding Minor Repairs	97	30,000	-99.35%
C3164	Port Geographe - Reticulation Upgrade Scheme to Bore Water	180,136	332,927	8.21%
C3166	Vasse River Foreshore - Bridge to Bridge	2,633	94,317	-92.06%
C3174	Old Broadwater Farm Drink Fountain	2,813	5,000	-43.74%
C3175	Currawong Drive Drink Fountain	2,908	5,000	-41.84%
C3176	Coastal Fencing	481	10,000	-90.37%
C3177	Shade Sail Program	0	100,000	-100.00%
C3178	Ping Pong Facility at Foreshore	11,859	10,000	18.59%
C3184	Rotary Park Entry Gateway Landscape Upgrade	0	13,500	-100.00%
C3185	Foreshore Skate Park Seating	1,193	26,000	-95.41%
C3186	Lou Weston Oval - Courts	16,600	700,000	-95.26%
C3187	Port Geographe Reticulation Upgrades	0	65,000	-100.00%
C3188	Port Geographe Capital Replacement and Tree Planting	24,509	25,000	96.10%
C3190	Mobile Grand Stands	27,845	30,000	85.63%
		674,164	2,659,134	-48.34%

City of Busselton

Capital Acquisition Report

Property, Plant & Equipment, Infrastructure

For the Period Ended 31 December 2018

	Description	2018/ 19 Actual	2018/19 Amended Budget	2018/19 Budget YTD Variance
	Cemetery Capital Works			
C1604	Pioneer Cemetery Infrastructure Upgrades	0	52,000	-100.00%
C1605	Busselton Cemetery Infrastructure Upgrades	0	100,000	0.00%
C1609	Pioneer Cemetery - Implement Conservation Plan	2,040	20,000	-79.60%
		2,040	172,000	-94.33%
	Beach Front Infrastructure Works			
C1755	Dunsborough Beach Enclosure Net Replacement	95,500	90,000	6.11%
C1758	Beach Access Stairs - Bay View Cresent	0	21,000	-100.00%
C1760	King Street Reserve - Park Upgrade (Coastal Node)	54	77,500	-99.91%
		95,554	188,500	-43.29%
	Aged Housing - Infrastructure Works			
C3451	Aged Housing Infrastructure (Upgrade)	0	13,300	-100.00%
		0	13,300	-100.00%
	Sanitation Infrastructure			
C3479	Vidler Road Waste Site Capital Improvements	17,565	403,750	-91.30%
C3481	Transfer Station Development	29,439	442,340	-86.69%
C3485	Site Rehabilitation - Busselton	435,774	1,050,000	-17.00%
		482,778	1,896,090	-49.08%
	Airport Development			
C6086	Airport Construction - Air Freight Hub Stage 1	0	3,000,000	-100.00%
C6087	Airport Construction Stage 2, Landside Civils & Services Inf	1,069,611	691,170	209.51%
C6091	Airport Construction Stage 2, Noise Management Plan	2,400	869,550	-99.45%
C6092	Airport Construction Stage 2, Airfield	924,909	1,150,000	60.85%
C6095	Airport Construction Stage 2, External Services	749,187	2,300,000	-34.85%
C6099	Airport Development - Project Expenses	513,092	1,892,760	-45.83%
		3,259,199	9,903,480	-34.19%
	Main Roads			
S0022	Floodgate Road	6,027	31,000	-61.11%
S0035	Strelly Street / Barlee Street Roundabout	13,504	450,000	-94.00%
S0051	Causeway Road / Rosemary Drive Roundabout	9,990	750,000	-97.34%
S0064	Peel Terrace (Stanley Pl/Cammilleri St Intersection Upgrade)	154,929	613,033	-49.45%
S0066	Queen Street	2,458	52,846	-90.70%
S0067	Layman Road - Reconstruction Between 3250 and 6190	21,883	152,487	-71.30%

City of Busselton

Capital Acquisition Report

Property, Plant & Equipment, Infrastructure

For the Period Ended 31 December 2018

	Description	2018/ 19 Actual	2018/19 Amended Budget	2018/19 Budget YTD Variance
S0068	Georgiana Molloy Bus Bay Facilities	24,328	197,286	-83.78%
S0069	Peel Terrace (Brown Street Intersection Upgrades)	2,982	250,000	-97.61%
S0317	Naturaliste Terrace Asphalt Overlay	3,329	153,080	-95.65%
S0318	Bentley Road Reseal	5,100	27,000	-62.22%
S0319	Webster Road Reseal	172	31,000	-98.89%
S0320	Ballarat Road Reseal	129	75,000	-99.66%
		244,831	2,782,732	-83.03%
	Black Spot			
V0002	Eastern Link - Busselton Traffic Study	115,996	2,900,000	-92.00%
		115,996	2,900,000	-92.00%
	Council Roads Initiative			
W0005	Kaloorup Road	22,381	38,500	16.24%
W0016	Hairpin Road	0	85,000	-100.00%
W0026	Yoongarillup Road	39,534	890,000	-91.12%
W0055	Lindberg Road	56,544	173,500	-34.82%
W0058	Quininup Road	32,545	79,000	-17.62%
W0074	Chapman Hill Road	722	35,400	-95.92%
W0084	Vasse Yallingup Siding Road	0	20,200	-100.00%
W0136	DAIP Issues District ACROD Bays, ramps, signs etc	32,216	40,173	60.37%
W0176	Signage (Alternate CBD Entry)	0	19,796	-100.00%
W0183	Carter Road	29,570	26,000	127.32%
W0190	Miamup Road	0	16,200	-100.00%
W0192	Valley Road	45,891	46,840	95.97%
W0195	Yallingup Beach Road	5,793	20,000	-42.09%
W0204	Greenfield Road (Loop) - One way layout	613	54,720	-97.76%
W0209	Layman Road Re-Shouldering	26,144	50,000	4.57%
W0210	Lewis Road Gravel Resheet	27,920	36,000	55.11%
W0211	Koorabin Drive Stage 2	0	50,000	-100.00%
W0212	Hamilton Way Asphalt Overlay	15,450	281,000	-89.00%
W0213	Forsythe Place Asphalt Overlay	1,123	106,400	-97.89%
W0214	McGregor Place Asphalt Overlay	29,603	47,900	23.60%
W0215	Langridge Place Asphalt Overlay	46,645	78,200	19.29%
W0216	Fredrick Street Partial Reconstruction	0	40,000	-100.00%
W0217	Russell Street Asphalt Overlay & Footpath	62,442	79,000	58.09%
W0218	Herring Street Asphalt Overlay & Footpath	63,820	67,000	90.48%
W0219	Wakeford Street Asphalt Overlay	10,401	66,700	-68.82%
W0220	Mann Street Asphalt Overlay	31,517	19,900	216.82%
W0221	Eagle Bay Meelup Road Reseal	1,235	15,000	-83.56%
W0222	Neville Hyder Drive & Vasse Hwy Intersection	107,297	287,000	-62.61%
W0223	Reading Street Reconstruction and Widen	461	185,000	-99.50%
W0224	Jones Way Asphalt Overlay	0	355,000	-100.00%
W0225	College Avenue Reconstruction	0	92,000	-100.00%
W0226	Vickery/O'Donnel Asphalt Overlay	0	52,132	-100.00%

City of Busselton

Capital Acquisition Report

Property, Plant & Equipment, Infrastructure

For the Period Ended 31 December 2018

	Description	*2018/ 19 Actual*	*2018/19 Amended Budget*	*2018/19 Budget YTD Variance*
W0227	William Drive Asphalt Overlay	0	228,310	-100.00%
W0228	Gaia Close Asphalt Overlay	0	47,400	-100.00%
W0229	Tom Cullity Drive Second Coat Seal	0	97,000	-100.00%
		689,866	3,826,271	-66.46%
	Sub-Total Infrastructure	**9,528,499**	**37,380,261**	**-48.13%**
	Grand Total - Capital Acquisitions	**11,682,640**	**63,046,817**	

City of Busselton

Reserves Movement Report

For The Period Ending 31 December 2018

		2018/2019 Actual	2018/2019 Amended Budget
		$	$
100	**Airport Infrastructure Renewal and Replacement Reserve**		
	Accumulated Reserves at Start of Year	1,325,501.46	1,325,501.46
	Interest transfer to Reserves	17,932.91	24,864.00
	Transfer from Muni	268,224.00	536,450.00
	Transfer to Muni	(39,000.00)	(231,630.00)
		1,572,658.37	1,655,185.46
136	**Airport Marketing Reserve**		
	Accumulated Reserves at Start of Year	1,583,014.10	1,583,014.10
	Interest transfer to Reserves	35,841.87	29,700.00
	Transfer from Muni	1,548,618.00	1,708,245.00
	Transfer to Muni	0.00	(1,590,287.00)
		3,167,473.97	1,730,672.10
143	**Airport Noise Mitigation Reserve**		
	Interest transfer to Reserves	9,798.44	0.00
	Transfer from Muni	869,550.00	869,550.00
	Transfer to Muni	0.00	(869,550.00)
		879,348.44	0.00
148	**Airport Existing Terminal Building Reserve**		
	Interest transfer to Reserves	373.51	0.00
	Transfer from Muni	39,000.00	39,000.00
		39,373.51	39,000.00
106	**Building Reserve**		
	Accumulated Reserves at Start of Year	1,193,933.21	1,193,933.21
	Interest transfer to Reserves	12,736.34	22,392.00
	Transfer from Muni	203,572.63	891,312.81
	Transfer to Muni	(293,918.00)	(661,918.00)
		1,116,324.18	1,445,720.02
404	**Barnard Park Sports Pavilion Building Reserve**		
	Interest transfer to Reserves	39.55	0.00
	Transfer from Muni	5,250.00	10,500.00

City of Busselton

Reserves Movement Report

For The Period Ending 31 December 2018

		2018/2019 Actual	2018/2019 Amended Budget
		$	$
		5,289.55	10,500.00
405	**Railway House Building Reserve**		
	Interest transfer to Reserves	62.16	0.00
	Transfer from Muni	8,250.00	16,500.00
		8,312.16	16,500.00
406	**Youth and Community Activities Building Reserve**		
	Interest transfer to Reserves	169.49	0.00
	Transfer from Muni	22,500.00	45,000.00
		22,669.49	45,000.00
407	**Busselton Library Building Reserve**		
	Interest transfer to Reserves	497.06	0.00
	Transfer from Muni	56,000.00	83,580.00
	Transfer to Muni	0.00	(11,000.00)
		56,497.06	72,580.00
131	**Busselton Community Resource Centre**		
	Accumulated Reserves at Start of Year	156,653.93	156,653.93
	Interest transfer to Reserves	1,979.55	2,940.00
	Transfer from Muni	14,716.00	29,433.00
		173,349.48	189,026.93
408	**Busselton Jetty Tourist Park Reserve**		
	Interest transfer to Reserves	822.06	0.00
	Transfer from Muni	109,134.00	218,272.00
	Transfer to Muni	0.00	(214,400.00)
		109,956.06	3,872.00

City of Busselton

Reserves Movement Report

For The Period Ending 31 December 2018

		2018/2019 Actual	2018/2019 Amended Budget
		$	$
409	**Geographe Leisure Centre Building Reserve**		
	Interest transfer to Reserves	2,830.24	0.00
	Transfer from Muni	318,998.00	476,640.00
	Transfer to Muni	0.00	(290,000.00)
		321,828.24	186,640.00
331	**Joint Venture Aged Housing Reserve**		
	Accumulated Reserves at Start of Year	997,854.77	997,854.77
	Interest transfer to Reserves	12,644.82	18,720.00
	Transfer from Muni	88,398.00	176,800.00
	Transfer to Muni	0.00	(121,500.00)
		1,098,897.59	1,071,874.77
403	**Aged Housing Resident Funded (Council)**		
	Accumulated Reserves at Start of Year	186,717.69	186,717.69
	Interest transfer to Reserves	2,261.06	3,504.00
	Transfer from Muni	0.00	0.00
	Transfer to Muni	0.00	(66,200.00)
		188,978.75	124,021.69
410	**Naturaliste Community Centre Building Reserve**		
	Interest transfer to Reserves	837.46	0.00
	Transfer from Muni	98,116.00	159,078.00
	Transfer to Muni	0.00	(100,000.00)
		98,953.46	59,078.00
411	**Civic and Administration Building Reserve**		
	Interest transfer to Reserves	696.77	0.00
	Transfer from Muni	92,502.00	185,000.00
		93,198.77	185,000.00
110	**Jetty Maintenance Reserve**		
	Accumulated Reserves at Start of Year	4,193,450.51	4,193,450.51
	Interest transfer to Reserves	51,026.20	78,660.00
	Transfer from Muni	0.00	1,249,044.00

City of Busselton

Reserves Movement Report

For The Period Ending 31 December 2018

		2018/2019 Actual	2018/2019 Amended Budget
		$	$
	Transfer to Muni	(180,000.00)	(1,552,610.00)
		4,064,476.71	3,968,544.51
150	**Jetty Self Insurance Reserve**		
	Interest transfer to Reserves	1,355.86	0.00
	Transfer from Muni	180,000.00	360,000.00
		181,355.86	360,000.00
222	**Asset Depreciation Reserve**		
	Accumulated Reserves at Start of Year	563,412.18	563,412.18
	Interest transfer to Reserves	6,664.00	10,572.00
	Transfer to Muni	0.00	(573,984.18)
		570,076.18	0.00
223	**Road Asset Renewal Reserve**		
	Accumulated Reserves at Start of Year	1,299,765.50	1,299,765.50
	Interest transfer to Reserves	23,227.23	24,384.00
	Transfer from Muni	1,275,480.00	2,550,956.00
	Transfer to Muni	(122,070.00)	(3,875,096.00)
		2,476,402.73	9.50
224	**Footpath/ Cycle Ways Reserve**		
	Interest transfer to Reserves	873.45	0.00
	Transfer from Muni	115,956.00	231,906.00
	Transfer to Muni	0.00	(231,906.00)
		116,829.45	0.00

City of Busselton

Reserves Movement Report

For The Period Ending 31 December 2018

		2018/2019 Actual	2018/2019 Amended Budget
		$	$
115	**Plant Replacement Reserve**		
	Accumulated Reserves at Start of Year	2,185,395.64	2,185,395.64
	Interest transfer to Reserves	27,055.22	40,992.00
	Transfer from Muni	422,796.00	845,588.00
	Transfer to Muni	0.00	(2,179,650.00)
		2,635,246.86	892,325.64
137	**Busselton Traffic Study Implementation Reserve**		
	Accumulated Reserves at Start of Year	432,138.26	432,138.26
	Interest transfer to Reserves	10,107.40	8,112.00
	Transfer from Muni	630,534.00	1,211,110.00
	Transfer to Muni	0.00	(1,650,000.00)
		1,072,779.66	1,360.26
132	**CBD Enhancement Reserve**		
	Accumulated Reserves at Start of Year	122,490.23	122,490.23
	Interest transfer to Reserves	1,607.72	2,292.00
	Transfer from Muni	22,500.00	45,000.00
	Transfer to Muni	0.00	(120,000.00)
		146,597.95	49,782.23
127	**New Infrastructure Development Reserve**		
	Accumulated Reserves at Start of Year	1,834,714.76	1,834,714.76
	Interest transfer to Reserves	22,627.37	34,416.00
	Transfer from Muni	205,470.00	410,941.00
	Transfer to Muni	0.00	(1,470,740.00)
		2,062,812.13	809,331.76
141	**CPA Infrastructure Road Upgrades Reserve**		
	Accumulated Reserves at Start of Year	225,574.67	225,574.67
	Interest transfer to Reserves	2,699.82	4,236.00
	Transfer from Muni	0.00	0.00
		228,274.49	229,810.67
114	**City Car Parking and Access Reserve**		

City of Busselton

Reserves Movement Report

For The Period Ending 31 December 2018

		2018/2019 Actual	2018/2019 Amended Budget
		$	$
	Accumulated Reserves at Start of Year	875,925.14	875,925.14
	Interest transfer to Reserves	12,310.09	16,428.00
	Transfer from Muni	269,016.00	538,024.00
	Transfer to Muni	0.00	(1,312,249.00)
		1,157,251.23	118,128.14
107	**Corporate IT System Programme**		
	Accumulated Reserves at Start of Year	78,625.03	78,625.03
	Interest transfer to Reserves	748.43	1,476.00
	Transfer to Muni	0.00	0.00
		79,373.46	80,101.03
133	**Election, Valuation and Corporate Expenses Reserve**		
	Accumulated Reserves at Start of Year	149,557.64	149,557.64
	Interest transfer to Reserves	2,222.14	2,808.00
	Transfer from Muni	175,470.00	350,949.00
	Transfer to Muni	0.00	(10,300.00)
		327,249.78	493,014.64
111	**Legal Expenses Reserve**		
	Accumulated Reserves at Start of Year	557,904.00	557,904.00
	Interest transfer to Reserves	6,677.34	10,464.00
	Transfer from Muni	61,364.00	61,364.00
	Transfer to Muni	0.00	(30,000.00)
		625,945.34	599,732.00

City of Busselton

Reserves Movement Report

For The Period Ending 31 December 2018

		2018/2019 Actual	2018/2019 Amended Budget
		$	$
202	**Long Service Leave Reserve**		
	Accumulated Reserves at Start of Year	3,111,698.09	3,111,698.09
	Interest transfer to Reserves	50,094.25	58,368.00
	Transfer from Muni	124,998.00	250,000.00
	Transfer to Muni	0.00	(606,308.00)
		3,286,790.34	2,813,758.09
203	**Professional Development Reserve**		
	Accumulated Reserves at Start of Year	113,024.66	113,024.66
	Interest transfer to Reserves	1,457.25	2,124.00
	Transfer from Muni	34,998.00	70,000.00
	Transfer to Muni	0.00	(70,000.00)
		149,479.91	115,148.66
204	**Sick Pay Incentive Reserve**		
	Accumulated Reserves at Start of Year	175,935.04	175,935.04
	Interest transfer to Reserves	2,779.09	3,300.00
	Transfer from Muni	0.00	0.00
	Transfer to Muni	0.00	(70,000.00)
		178,714.13	109,235.04
124	**Workers Compensation Contingency Reserve**		
	Accumulated Reserves at Start of Year	356,227.48	356,227.48
	Interest transfer to Reserves	4,216.43	6,684.00
	Transfer from Muni	0.00	0.00
	Transfer to Muni	0.00	(60,000.00)
		360,443.91	302,911.48
302	**Community Facilities - City District**		
	Accumulated Reserves at Start of Year	2,303,095.83	2,303,095.83
	Interest transfer to Reserves	28,539.04	43,200.00
	Transfer from Muni	93,191.64	593,880.00
	Transfer to Muni	0.00	(643,415.00)
		2,424,826.51	2,296,760.83
304	**Community Facilities - Broadwater**		

City of Busselton

Reserves Movement Report

For The Period Ending 31 December 2018

		2018/2019 Actual	2018/2019 Amended Budget
		$	$
	Accumulated Reserves at Start of Year	138,048.48	138,048.48
	Interest transfer to Reserves	1,682.17	2,592.00
	Transfer from Muni	3,123.36	29,020.00
		142,854.01	169,660.48
303	**Community Facilities - Busselton**		
	Accumulated Reserves at Start of Year	34,546.40	34,546.40
	Interest transfer to Reserves	445.30	648.00
	Transfer from Muni	3,376.99	50,560.00
	Transfer to Muni	0.00	(80,000.00)
		38,368.69	5,754.40
305	**Community Facilities - Dunsborough**		
	Accumulated Reserves at Start of Year	166,327.12	166,327.12
	Interest transfer to Reserves	2,136.23	3,120.00
	Transfer from Muni	13,085.72	78,600.00
		181,549.07	248,047.12
311	**Community Facilities - Dunsborough Lakes Estate**		
	Accumulated Reserves at Start of Year	525,105.39	525,105.39
	Interest transfer to Reserves	7,992.42	9,852.00
	Transfer from Muni	190,476.00	487,780.00
		723,573.81	1,022,737.39
306	**Community Facilities - Geographe**		
	Accumulated Reserves at Start of Year	95,061.38	95,061.38
	Interest transfer to Reserves	1,149.72	1,788.00
	Transfer from Muni	1,189.00	6,170.00
		97,400.10	103,019.38

City of Busselton

Reserves Movement Report

For The Period Ending 31 December 2018

		2018/2019 Actual	2018/2019 Amended Budget
		$	$
310	**Community Facilities - Port Geographe**		
	Accumulated Reserves at Start of Year	335,116.76	335,116.76
	Interest transfer to Reserves	4,010.88	6,288.00
		339,127.64	341,404.76
309	**Community Facilities - Vasse**		
	Accumulated Reserves at Start of Year	589,760.45	589,760.45
	Interest transfer to Reserves	6,989.95	11,064.00
	Transfer from Muni	9,287.74	455,460.00
	Transfer to Muni	0.00	0.00
		606,038.14	1,056,284.45
308	**Community Facilities - Airport North**		
	Accumulated Reserves at Start of Year	2,826,296.71	2,826,296.71
	Interest transfer to Reserves	33,826.91	53,016.00
	Transfer from Muni	0.00	212,080.00
		2,860,123.62	3,091,392.71
130	**Locke Estate Reserve**		
	Accumulated Reserves at Start of Year	0.00	0.00
	Interest transfer to Reserves	241.03	0.00
	Transfer from Muni	31,998.00	64,000.00
	Transfer to Muni	0.00	(64,000.00)
		32,239.03	0.00
122	**Port Geographe Development Reserve**		
	Accumulated Reserves at Start of Year	1,455,440.82	1,455,440.82
	Interest transfer to Reserves	17,167.45	27,300.00
	Transfer from Muni	25,002.00	50,000.00
	Transfer to Muni	0.00	(999,781.00)
		1,497,610.27	532,959.82
123	**Port Geographe Waterways Managment Reserve (SAR)**		
	Accumulated Reserves at Start of Year	3,387,485.07	3,387,485.07
	Interest transfer to Reserves	41,430.41	63,540.00

City of Busselton

Reserves Movement Report

For The Period Ending 31 December 2018

		2018/2019 Actual	2018/2019 Amended Budget
		$	$
	Transfer from Muni	93,786.00	187,573.00
	Transfer to Muni	(20,000.00)	(337,800.00)
		3,502,701.48	3,300,798.07
126	**Provence Landscape Maintenance Reserve (SAR)**		
	Accumulated Reserves at Start of Year	1,101,707.78	1,101,707.78
	Interest transfer to Reserves	13,647.58	20,664.00
	Transfer from Muni	83,388.00	166,778.00
	Transfer to Muni	0.00	(162,645.00)
		1,198,743.36	1,126,504.78
128	**Vasse Newtown Landscape Maintenance Reserve (SAR)**		
	Accumulated Reserves at Start of Year	535,722.24	535,722.24
	Interest transfer to Reserves	6,714.58	10,044.00
	Transfer from Muni	85,194.00	170,390.00
	Transfer to Muni	0.00	(174,860.00)
		627,630.82	541,296.24
138	**CPA Bushfire Facilities Reserve**		
	Accumulated Reserves at Start of Year	55,861.58	55,861.58
	Interest transfer to Reserves	668.58	1,044.00
	Transfer from Muni	0.00	0.00
		56,530.16	56,905.58
139	**CPA Community Facilities Dunsborough Lakes South Reserve**		
	Accumulated Reserves at Start of Year	70,848.15	70,848.15
	Interest transfer to Reserves	847.93	1,332.00
	Transfer from Muni	0.00	0.00
		71,696.08	72,180.15

City of Busselton

Reserves Movement Report

For The Period Ending 31 December 2018

		2018/2019 Actual	2018/2019 Amended Budget
		$	$
140	**CPA Community Facilities South Biddle Precinct Reserve**		
	Accumulated Reserves at Start of Year	1,030,368.46	1,030,368.46
	Interest transfer to Reserves	12,332.11	19,332.00
	Transfer from Muni	0.00	0.00
	Transfer to Muni	0.00	(200,000.00)
		1,042,700.57	849,700.46
321	**Busselton Area Drainage and Waterways Improvement Reserve**		
	Accumulated Reserves at Start of Year	548,820.67	548,820.67
	Interest transfer to Reserves	6,279.28	10,296.00
	Transfer to Muni	0.00	(169,317.00)
		555,099.95	389,799.67
102	**Climate Adaptation Reserve**		
	Accumulated Reserves at Start of Year	2,472,424.34	2,472,424.34
	Interest transfer to Reserves	32,030.99	46,380.00
	Transfer from Muni	231,864.00	527,732.00
	Transfer to Muni	0.00	(1,317,290.00)
		2,736,319.33	1,729,246.34
144	**Emergency Disaster Recovery Reserve**		
	Accumulated Reserves at Start of Year	50,000.00	50,000.00
	Interest transfer to Reserves	865.14	936.00
	Transfer from Muni	11,002.40	21,000.40
		61,867.54	71,936.40
145	**Energy Sustainability Reserve**		
	Accumulated Reserves at Start of Year	100,000.00	100,000.00
	Interest transfer to Reserves	1,956.23	1,872.00
	Transfer from Muni	49,998.00	100,000.00
	Transfer to Muni	0.00	(120,000.00)
		151,954.23	81,872.00
146	**Cemetery Reserve**		
	Accumulated Reserves at Start of Year	100,000.00	100,000.00

City of Busselton

Reserves Movement Report

For The Period Ending 31 December 2018

		2018/2019 Actual	2018/2019 Amended Budget
		$	$
	Interest transfer to Reserves	1,866.61	1,872.00
	Transfer from Muni	38,100.00	76,200.00
	Transfer to Muni	0.00	(120,000.00)
		139,966.61	58,072.00
341	**Public Art Reserve**		
	Accumulated Reserves at Start of Year	229,685.21	229,685.21
	Interest transfer to Reserves	2,695.43	4,308.00
	Transfer from Muni	0.00	100,000.00
	Transfer to Muni	0.00	(167,185.00)
		232,380.64	166,808.21
121	**Waste Management Facility and Plant Reserve**		
	Accumulated Reserves at Start of Year	7,881,068.17	7,881,068.17
	Interest transfer to Reserves	89,036.97	147,840.00
	Transfer from Muni	715,932.00	1,431,862.00
	Transfer to Muni	0.00	(4,140,590.00)
		8,686,037.14	5,320,180.17
120	**Strategic Projects Reserve**		
	Accumulated Reserves at Start of Year	226,213.20	226,213.20
	Interest transfer to Reserves	2,691.91	4,236.00
	Transfer from Muni	12,498.00	25,000.00
	Transfer to Muni	0.00	0.00
		241,403.11	255,449.20
129	**Untied Grants Reserve**		
	Accumulated Reserves at Start of Year	0.00	0.00
	Transfer to Muni	0.00	0.00
		0.00	0.00

City of Busselton

Reserves Movement Report

For The Period Ending 31 December 2018

		2018/2019 Actual	2018/2019 Amended Budget
		$	$
134	**Civic and Administration Centre Construction Reserve**		
	Accumulated Reserves at Start of Year	0.00	0.00
	Transfer to Muni	0.00	0.00
		0.00	0.00
	Total Cash Back Reserves	**56,921,951.11**	**40,666,635.23**
	Summary Reserves		
	Accumulated Reserves at Start of Year	47,978,518.20	47,978,518.20
	Interest transfer to Reserves	644,517.43	900,000.00
	Transfer from Muni	8,953,903.48	18,454,328.21
	Transfer to Muni	(654,988.00)	(26,666,211.18)
	Closing Balance	**56,921,951.11**	**40,666,635.23**

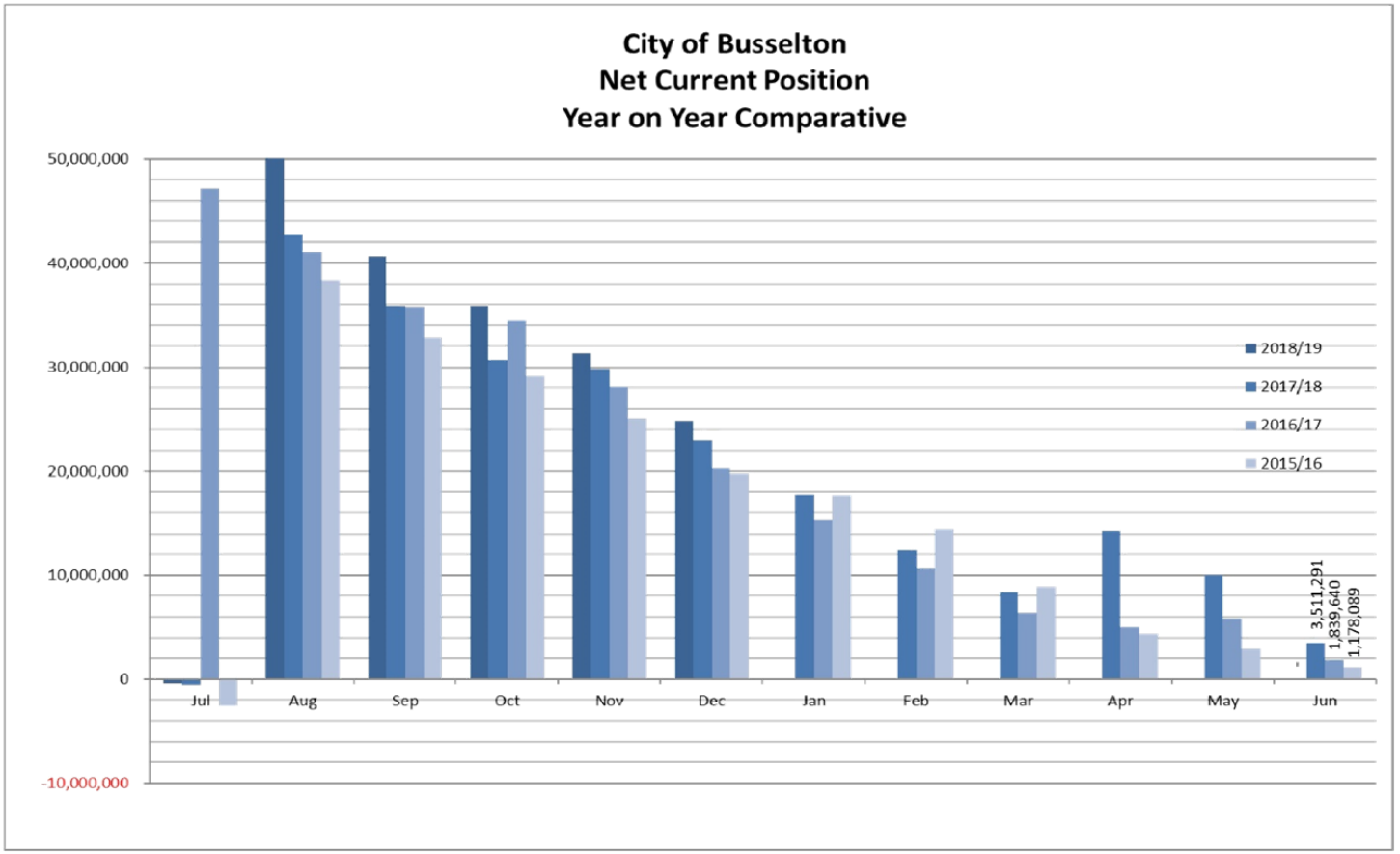
City of Busselton
Net Current Position
Year on Year Comparative
50,000,000
40,000,000
30,000,000
20,000,000
10,000,000
0
-10,000,000
Jul
Aug
Sep
Oct
Nov
Dec
Jan
Feb
Mar
Apr
May
Jun
2018/19
2017/18
2016/17
2015/16
3,511,291
1,839,640
1,178,089

CITY OF BUSSELTON - INVESTMENT PERFORMANCE REPORT
For the month of November 2018

11am Bank Account — As at 30 November 2018

INSTITUTION	RATE	AMOUNT
ANZ 11am At Call Deposit	1.45%	$ 8,100,000

Term Deposits - Miscellaneous Funds — As at 30 November 2018

INSTITUTION	RATING	DAYS	MATURITY	RATE	AMOUNT
Bendigo	BBB	181	03-Dec-18	2.60%	$ 3,000,000
Bendigo	BBB	183	12-Dec-18	2.75%	$ 1,000,000
Westpac	AA	153	12-Dec-18	2.76%	$ 4,000,000
Westpac	AA	183	22-Dec-18	2.80%	$ 1,500,000
ANZ	AA	153	03-Jan-19	2.66%	$ 3,000,000
NAB	AA	150	11-Jan-19	2.64%	$ 2,000,000
NAB	AA	120	25-Jan-19	2.66%	$ 3,000,000
Westpac	AA	123	05-Feb-19	2.67%	$ 2,500,000
Westpac	AA	184	06-Feb-19	2.74%	$ 3,000,000
NAB	AA	180	06-Feb-19	2.66%	$ 4,000,000
Westpac	AA	184	17-Feb-19	2.72%	$ 1,500,000
ANZ	AA	184	25-Feb-19	2.64%	$ 3,000,000
Bankwest	AA	181	11-Mar-19	2.70%	$ 4,000,000
NAB	AA	181	14-Mar-19	2.66%	$ 3,000,000
NAB	AA	181	14-Mar-19	2.66%	$ 2,000,000
NAB	AA	120	20-Mar-19	2.66%	$ 2,500,000
Westpac	AA	151	06-Apr-19	2.40%	$ 5,000,000
NAB	AA	182	08-Apr-19	2.68%	$ 2,000,000
Bankwest	AA	211	26-Apr-19	2.72%	$ 4,000,000
Westpac	AA	212	27-Apr-19	2.70%	$ 2,000,000
ANZ	AA	181	15-May-19	2.64%	$ 3,500,000
NAB	AA	242	27-May-19	2.71%	$ 2,000,000
Bankwest	AA	242	27-May-19	2.72%	$ 4,000,000
Bankwest	AA	270	24-Jun-19	2.76%	$ 4,000,000
			Total of Term Deposits		**$ 69,500,000**

Foreshore Development Funds — As at 30 November 2018

WA Treasury Corp. - Overnight Cash Deposit Facility				1.45%	$ 38,398
					$ 38,398

Airport Redevelopment Funds — As at 30 November 2018

WA Treasury Corp. - Overnight Cash Deposit Facility				1.45%	$ 640,607
WA Treasury Corp. - State Bonds	306 Days		29-Jan-19	2.07%	$ 4,210,861
			Total of Airport Redevelopment Funds - WATC		$ 4,851,467
					Nil
			Total of Airport Redevelopment Funds - Bank Term Deposits		$ -
ANZ Cash Account	AA	NA	NA	1.50%	$ 467,785
			Total of Airport Redevelopment Funds - Other		$ 467,785
			Total of Airport Redevelopment Funds		**$ 5,319,252**
			Interest Received 2015/16		$ 609,666
			Interest Received 2016/17		$ 1,158,623
			Interest Received 2017/18		$ 631,835
			Interest Received 2018/19		$ 19,311
			Interest Accrued but not yet Received		$ 59,753
			Total Interest Airport Funds (Non-Reserve) at month's end		**$ 2,479,188**
			Interest Transferred out and held in City Reserve Account 136		$ 1,085,630
			Interest Transferred out to Municipal Funds		$ 15,431
			Interest Earnt (incl. Accrued) on Funds Held in City Reserve A/c 136		$ 42,122

(Note: Funds held with the WATC are in accordance with the Airport Redevelopment Funding Contract and the Foreshore Development Contract and are not held within the requirements of the City's Investment Policy 218)

SUMMARY OF ALL INVESTMENTS HELD	As at 1 year ago	As at 30 June 2018	As at 30 November 2018
11am Bank Account	$ 8,500,000	$ 7,000,000	$ 8,100,000
Term Deposits - Misc. Funds	$ 59,000,000	$ 53,500,000	$ 69,500,000
Foreshore Development Funds - WATC	$ 36,238	$ 38,165	$ 38,398
Airport Redevelopment - WATC Deposits	$ 6,171,724	$ 4,847,588	$ 4,851,467
Airport Redevelopment - Bank Term Deposit	$ 17,000,000	$ -	$ -
Airport Redevelopment - ANZ Cash A/c	$ 3,560,821	$ 4,546,285	$ 467,785
Total of all Investments Held	$ 94,268,783	$ 69,932,038	$ 82,957,650
TOTAL INTEREST RECEIVED AND ACCRUED	**$ 577,925**	**$ 1,344,027**	**$ 719,046**
INTEREST BUDGET	**$ 570,415**	**$ 1,369,000**	**$ 493,235**

(Note: Interest figures relate to City general funds only and does not include interest allocated to specific areas such as the Airport Redevelopment)

Statement of Compliance with Council's Investment Policy 218

1. All funds are to be invested within legislative limits.	**Fully Compliant**
2. All individual funds held within the portfolio are not to exceed a set percentage of the total portfolio value.	**Fully Compliant**
3. The amount invested based upon the Fund's Rating is not to exceed the set percentages of the total portfolio.	**Fully Compliant**
4. The amount invested based upon the Investment Horizon is not to exceed the set percentages of the total portfolio.	**Fully Compliant**

Investment Graphs

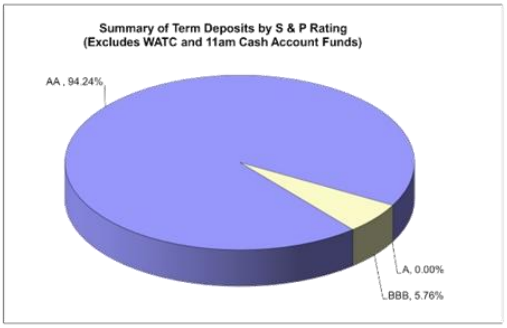

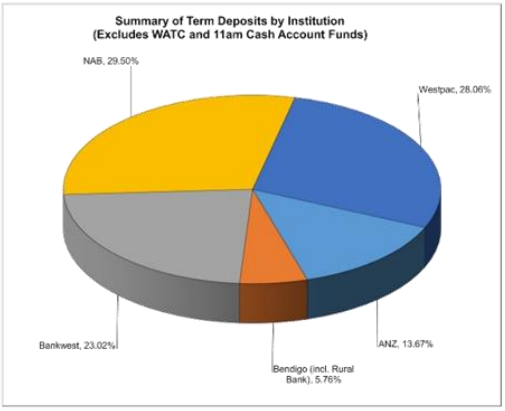

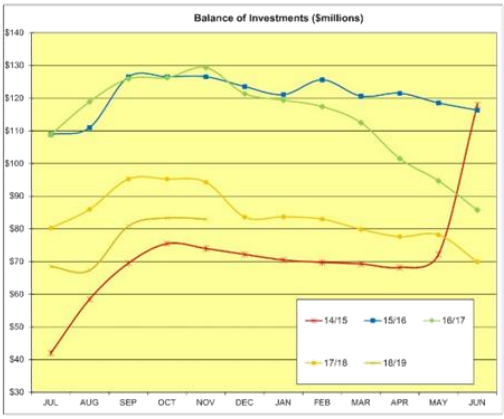

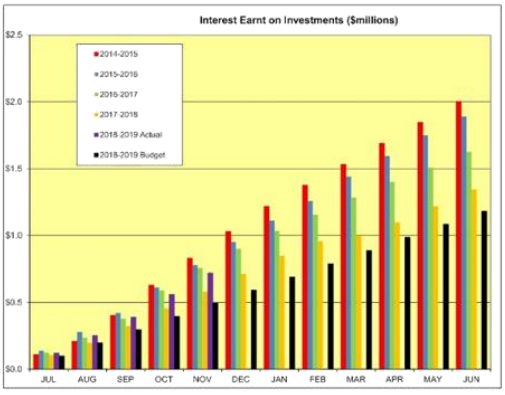

CITY OF BUSSELTON - INVESTMENT PERFORMANCE REPORT
For the month of December 2018

11am Bank Account — As at 31 December 2018

INSTITUTION	RATE	AMOUNT
ANZ 11am At Call Deposit	1.45%	$ 4,500,000

Term Deposits - Miscellaneous Funds — As at 31 December 2018

INSTITUTION	RATING	DAYS	MATURITY	RATE	AMOUNT
ANZ	AA	153	03-Jan-19	2.66%	$ 3,000,000
Westpac	AA	153	06-Jan-19	2.74%	$ 3,000,000
NAB	AA	150	11-Jan-19	2.64%	$ 2,000,000
NAB	AA	120	25-Jan-19	2.66%	$ 3,000,000
Westpac	AA	123	05-Feb-19	2.67%	$ 2,500,000
NAB	AA	180	06-Feb-19	2.66%	$ 4,000,000
Westpac	AA	184	17-Feb-19	2.72%	$ 1,500,000
ANZ	AA	184	25-Feb-19	2.64%	$ 3,000,000
Bankwest	AA	181	11-Mar-19	2.70%	$ 4,000,000
Westpac	AA	90	12-Mar-19	2.45%	$ 4,000,000
NAB	AA	181	14-Mar-19	2.66%	$ 3,000,000
NAB	AA	181	14-Mar-19	2.66%	$ 2,000,000
NAB	AA	120	20-Mar-19	2.66%	$ 2,500,000
Bendigo	BBB	121	03-Apr-19	2.65%	$ 3,000,000
Westpac	AA	151	06-Apr-19	2.40%	$ 5,000,000
NAB	AA	182	08-Apr-19	2.68%	$ 2,000,000
Bankwest	AA	211	26-Apr-19	2.72%	$ 4,000,000
Westpac	AA	212	27-Apr-19	2.70%	$ 2,000,000
ANZ	AA	181	15-May-19	2.64%	$ 3,500,000
Westpac	AA	151	22-May-19	2.48%	$ 1,500,000
NAB	AA	242	27-May-19	2.71%	$ 2,000,000
Bankwest	AA	242	27-May-19	2.72%	$ 4,000,000
Bendigo	BBB	182	12-Jun-19	2.70%	$ 1,000,000
Bankwest	AA	270	24-Jun-19	2.76%	$ 4,000,000
			Total of Term Deposits		**$ 69,500,000**

Foreshore Development Funds — As at 31 December 2018

WA Treasury Corp. - Overnight Cash Deposit Facility				1.45%	$ 38,443
					$ 38,443

Airport Redevelopment Funds — As at 31 December 2018

WA Treasury Corp. - Overnight Cash Deposit Facility				1.45%	$ 641,370
WA Treasury Corp. - State Bonds	306 Days		29-Jan-19	2.07%	$ 4,210,861
			Total of Airport Redevelopment Funds - WATC		$ 4,852,231
					Nil
			Total of Airport Redevelopment Funds - Bank Term Deposits		$ -
ANZ Cash Account	AA	NA	NA	1.50%	$ 467,785
			Total of Airport Redevelopment Funds - Other		$ 467,785
			Total of Airport Redevelopment Funds		**$ 5,320,016**

Interest Received 2015/16	$ 609,666
Interest Received 2016/17	$ 1,158,623
Interest Received 2017/18	$ 631,835
Interest Received 2018/19	$ 20,976
Interest Accrued but not yet Received	$ 66,389
Total Interest Airport Funds (Non-Reserve) at month's end	**$ 2,487,488**
Interest Transferred out and held in City Reserve Account 136	$ 1,085,630
Interest Transferred out to Municipal Funds	$ 16,333
Interest Earnt (incl. Accrued) on Funds Held in City Reserve A/c 136	$ 38,974

(Note: Funds held with the WATC are in accordance with the Airport Redevelopment Funding Contract and the Foreshore Development Contract and are not held within the requirements of the City's Investment Policy 218)

SUMMARY OF ALL INVESTMENTS HELD	As at 1 year ago	As at 30 June 2018	As at 31 December 2018
11am Bank Account	$ 6,000,000	$ 7,000,000	$ 4,500,000
Term Deposits - Misc. Funds	$ 54,500,000	$ 53,500,000	$ 69,500,000
Foreshore Development Funds - WATC	$ 37,590	$ 38,165	$ 38,443
Airport Redevelopment - WATC Deposits	$ 6,171,727	$ 4,847,588	$ 4,852,231
Airport Redevelopment - Bank Term Deposit	$ 7,000,000	$ -	$ -
Airport Redevelopment - ANZ Cash A/c	$ 9,928,375	$ 4,546,285	$ 467,785
Total of all Investments Held	$ 83,637,692	$ 69,932,038	$ 79,358,459
TOTAL INTEREST RECEIVED AND ACCRUED	**$ 712,303**	**$ 1,344,027**	**$ 883,242**
INTEREST BUDGET	**$ 684,498**	**$ 1,369,000**	**$ 591,882**

(Note: Interest figures relate to City general funds only and does not include interest allocated to specific areas such as the Airport Redevelopment)

Statement of Compliance with Council's Investment Policy 218

1. All funds are to be invested within legislative limits.	**Fully Compliant**
2. All individual funds held within the portfolio are not to exceed a set percentage of the total portfolio value.	**Fully Compliant**
3. The amount invested based upon the Fund's Rating is not to exceed the set percentages of the total portfolio.	**Fully Compliant**
4. The amount invested based upon the Investment Horizon is not to exceed the set percentages of the total portfolio.	**Fully Compliant**

Investment Graphs

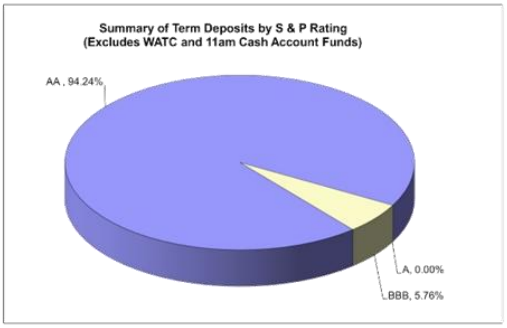

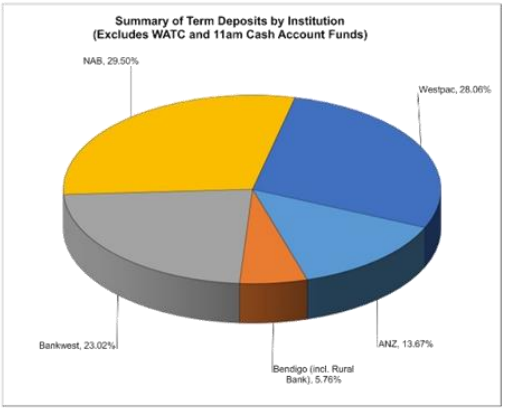

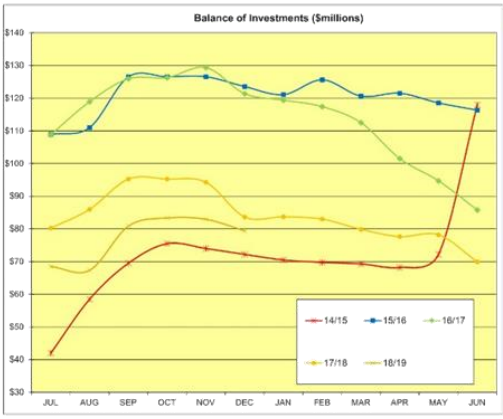

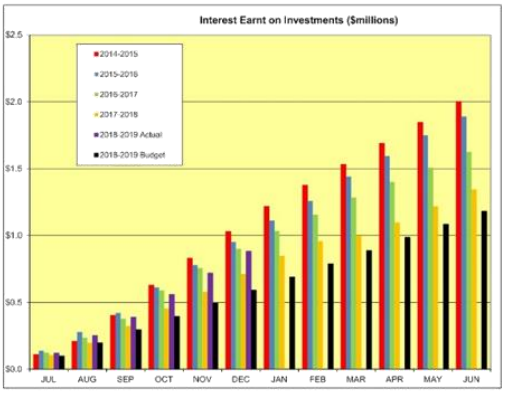

6.5 LIST OF PAYMENTS MADE NOVEMBER AND DECEMBER 2018

SUBJECT INDEX:	Financial Operations
STRATEGIC OBJECTIVE:	Governance systems, process and practices are responsible, ethical and transparent.
BUSINESS UNIT:	Finance and Corporate Services
ACTIVITY UNIT:	Financial Services
REPORTING OFFICER:	Manager Financial Services - Kim Dolzadelli
AUTHORISING OFFICER:	Director Finance and Corporate Services - Tony Nottle
VOTING REQUIREMENT:	Simple Majority
ATTACHMENTS:	Attachment A List of Payments Period Ending 30 November 2018⇩ Attachment B List of Payments Period Ending 31 December 2018⇩

PRÉCIS

This report provides details of payments made from the City's bank accounts for the month of November 2018 and December 2018, for noting by the Council and recording in the Council Minutes.

BACKGROUND

The Local Government (Financial Management) Regulations 1996 (Regulations) require that when the Council has delegated authority to the Chief Executive Officer to make payments from the City's bank accounts, that a list of payments made is prepared each month for presentation to, and noting by, Council.

STATUTORY ENVIRONMENT

Section 6.10 of the Local Government Act and more specifically, Regulation 13 of the Regulations refer to the requirement for a listing of payments made each month to be presented to the Council.

RELEVANT PLANS AND POLICIES

Not Applicable.

FINANCIAL IMPLICATIONS

Not Applicable.

LONG-TERM FINANCIAL PLAN IMPLICATIONS

Not Applicable.

STRATEGIC COMMUNITY OBJECTIVES

This matter principally aligns with Key Goal Area 6 – 'Leadership' and more specifically Community Objective 6.1 - 'Governance systems, process and practices are responsible, ethical and transparent'.

RISK ASSESSMENT

Not Applicable.

CONSULTATION

Not Applicable.

OFFICER COMMENT

In accordance with regular custom, the list of payments made for the month of November and December 2018 is presented for information.

CONCLUSION

The list of payments made for the month of November 2018 and December 2018 is presented for information.

OPTIONS

Not Applicable.

TIMELINE FOR IMPLEMENTATION OF OFFICER RECOMMENDATION

Not Applicable.

OFFICER RECOMMENDATION

That the Council notes payment of voucher numbers M116321 – M116528, EF061668 – EF062800, T007419 – T007422, and DD003616 – DD003664 together totalling $13,755,244.10.

City of Busselton
Geographe Bay

LISTING OF PAYMENTS MADE
UNDER DELEGATED AUTHORITY
FOR THE MONTH OF NOVEMBER 2018

MUNICIPAL ACCOUNT	CHEQUE # 116321 - 116469	$	936,545.26
ELECTRONIC TRANSFER PAYMENTS	EFO61668 - EF062256	$	5,777,645.94
TRUST ACCOUNT	007419 - 007422	$	25,480.42
INTERNAL PAYMENT VOUCHERS	DD003616 - DD003644	$	1,638,844.91
		$	**8,378,516.53**

DATE	PAYMENT REF	NAME	DESCRIPTION	AMOUNT
2/11/2018	116321	BUSSELTON WATER CORPORATION	WATER SERVICES	$ 360,314.68
2/11/2018	116322	CALLOWS CORNER NEWSAGENCY	STAFF SOCIAL CLUB - LOTTO	$ 895.41
2/11/2018	116323	TELSTRA CORPORATION	COMMUNICATION SERVICES	$ 199.95
2/11/2018	116324	CITY OF BUNBURY	LOCAL GOV'T SERVICES	$ 630.00
5/11/2018	116325	BUSSELTON AIR SERVICES	CHEQUE CANCELLED	$ -
2/11/2018	116326	SYNERGY	ELECTRICITY SUPPLIES	$ 1,012.65
2/11/2018	116327	CAPEL TRANSPORT	COURIER SERVICES	$ 235.18
2/11/2018	116328	FRED ROSE EXCAVATOR HIRE	EARTHMOVING - WASTE FACILITY & ROADWORKS	$ 7,199.50
2/11/2018	116329	LANDGATE CUSTOMER ACCOUNT	CHEQUE CANCELLED	$ -
2/11/2018	116330	AUSTRALIA POST	POSTAL SERVICE	$ 2,334.93
2/11/2018	116331	LANDGATE CUSTOMER ACCOUNT	LAND INFORMATION AND TITLE SEARCHES	$ 171.20
8/11/2018	116332	CITY OF BUSSELTON	VARIOUS REIMBURSEMENTS	$ 5,247.14
8/11/2018	116333	CALLOWS CORNER NEWS	NEWSAGENCY / STATIONERY SUPPLIES	$ 308.00
8/11/2018	116334	OFFICE OF THE CEO - PETTY CASH	PETTY CASH REIMBURSEMENT	$ 460.15

DATE	PAYMENT REF	NAME	DESCRIPTION	AMOUNT
8/11/2018	116335	GEOGRAPHE LEISURE CENTRE - PETTY CASH	PETTY CASH REIMBURSEMENT	$ 275.75
8/11/2018	116336	CITY OF BUSSELTON - PETTY CASH	PETTY CASH REIMBURSEMENT	$ 594.40
8/11/2018	116337	DEPARTMENT OF TRANSPORT	PLANT REGISTRATION	$ 327.00
8/11/2018	116338	BUSSELTON PUBLIC LIBRARY - PETTY CASH	PETTY CASH REIMBURSEMENT	$ 108.50
9/11/2018	116339	BUSSELTON WATER CORPORATION	WATER SERVICES	$ 37,681.75
9/11/2018	116340	VOID	VOID	$ -
9/11/2018	116341	VOID	VOID	$ -
9/11/2018	116342	VOID	VOID	$ -
9/11/2018	116343	VOID	VOID	$ -
9/11/2018	116344	VOID	VOID	$ -
9/11/2018	116345	WATER CORPORATION	WATER SERVICES	$ -
9/11/2018	116346	VOID	VOID	$ -
9/11/2018	116347	SYNERGY	ELECTRICITY SUPPLIES	$ 83,754.25
9/11/2018	116348	DOG REGISTRATION REFUNDS	REFUND DOG REGISTRATION	$ 42.50
9/11/2018	116349	DOG REGISTRATION REFUNDS	REFUND DOG REGISTRATION	$ 30.00
9/11/2018	116350	DOG REGISTRATION REFUNDS	REFUND DOG REGISTRATION	$ 150.00
9/11/2018	116351	DOG REGISTRATION REFUNDS	REFUND DOG REGISTRATION	$ 50.00
9/11/2018	116352	DOG REGISTRATION REFUNDS	REFUND DOG REGISTRATION	$ 75.00
9/11/2018	116353	DOG REGISTRATION REFUNDS	REFUND DOG REGISTRATION	$ 25.83
9/11/2018	116354	DOG REGISTRATION REFUNDS	REFUND DOG REGISTRATION	$ 30.00
9/11/2018	116355	DOG REGISTRATION REFUNDS	REFUND DOG REGISTRATION	$ 30.00
9/11/2018	116356	DOG REGISTRATION REFUNDS	REFUND DOG REGISTRATION	$ 100.00
12/11/2018	116357	BUSSELTON JETTY TOURIST PARK - REFUNDS	JETTY TOURIST PARK BOND	$ 146.50
12/11/2018	116358	BUSSELTON JETTY TOURIST PARK - REFUNDS	JETTY TOURIST PARK BOND	$ 105.00
12/11/2018	116359	BUSSELTON JETTY TOURIST PARK - REFUNDS	JETTY TOURIST PARK BOND	$ 62.00
12/11/2018	116360	DONATIONS	DONATION	$ 100.00
12/11/2018	116361	DONATIONS	DONATION	$ 350.00
12/11/2018	116362	REFUND PAYMENTS - SUNDRY	REFUND PAYMENTS - SUNDRY	$ 200.00
12/11/2018	116363	BUSSELTON JETTY TOURIST PARK - REFUNDS	JETTY TOURIST PARK BOND	$ 44.00
13/11/2018	116364	ARTGEO PETTY CASH	PETTY CASH REIMBURSEMENT	$ 79.95
13/11/2018	116365	ANIMAL TRAP REFUNDS	REFUND OF ANIMAL TRAP BOND	$ 100.00
13/11/2018	116366	HALL & KEY DEPOSITS	REFUND OF HALL & KEY DEPOSITS	$ 200.00
13/11/2018	116367	PAUL MARTIN	REFUND APPLICATION FEE	$ 97.70
13/11/2018	116368	BARBARA MAUMILL	ART SALES	$ 500.00
13/11/2018	116369	THOMAS MAZEY	ART SALES	$ 108.50
13/11/2018	116370	TOWN PLAN & ROAD BONDS	TOWN PLAN & ROAD BOND REFUND	$ 5,000.00
13/11/2018	116371	TOWN PLAN & ROAD BONDS	TOWN PLAN & ROAD BOND REFUND	$ 11,180.00

DATE	PAYMENT REF	NAME	DESCRIPTION	AMOUNT
16/11/2018	116372	BUSSELTON WATER CORPORATION	WATER SERVICES	$ 58,251.78
16/11/2018	116373	TELSTRA CORPORATION	COMMUNICATION SERVICES	$ 78.99
16/11/2018	116374	SYNERGY	ELECTRICITY SUPPLIES	$ 6,994.20
16/11/2018	116375	DEPT OF THE ATTORNEY GENERAL	CHEQUE CANCELLED	$ -
16/11/2018	116376	WATER CORPORATION	CHEQUE CANCELLED	$ -
16/11/2018	116377	WATER CORPORATION	WATER SERVICES	$ 2,110.38
16/11/2018	116378	DEPT OF THE ATTORNEY GENERAL	PROSECUTION NOTICES	$ 128.30
19/11/2018	116379	HALL & KEY DEPOSITS	REFUND OF HALL & KEY DEPOSITS	$ 185.00
19/11/2018	116380	AUST INSTITUTE OF COMPANY DIRECTORS	TRAINING SERVICES	$ 7,595.00
22/11/2018	116381	CITY OF BUSSELTON	VARIOUS REIMBURSEMENTS	$ 5,326.54
22/11/2018	116382	CALLOWS CORNER NEWS	NEWSAGENCY / STATIONERY SUPPLIES	$ 308.00
23/11/2018	116383	DEPARTMENT OF PLANNING, LANDS AND HERITAGE	LEASE AGREEMENT	$ 49,500.00
23/11/2018	116384	TELSTRA CORPORATION	COMMUNICATION SERVICES	$ 16,676.22
23/11/2018	116385	SYNERGY	ELECTRICITY SUPPLIES	$ 56,977.05
23/11/2018	116386	VOID	VOID	$ -
23/11.2018	116387	VOID	VOID	$ -
23/11/2018	116388	TOWN PLAN & ROAD BONDS	TOWN PLAN & ROAD BOND REFUND	$ 12,798.00
23/11/2018	116389	TOWN PLAN & ROAD BONDS	TOWN PLAN & ROAD BOND REFUND	$ 12,798.00
23/11/2018	116390	Sundry - Chq Creditor	INCORRECTLY PAID TO HEALTH BACK TO RATES	$ 1,519.72
26/11/2018	116391	ANIMAL TRAP REFUNDS	REFUND OF ANIMAL TRAP BOND	$ 100.00
26/11/2018	116392	ANIMAL TRAP REFUNDS	REFUND OF ANIMAL TRAP BOND	$ 100.00
26/11/2018	116393	HALL & KEY DEPOSITS	REFUND OF HALL & KEY DEPOSITS	$ 200.00
26/11/2018	116394	HALL & KEY DEPOSITS	REFUND OF HALL & KEY DEPOSITS	$ 200.00
26/11/2018	116395	HALL & KEY DEPOSITS	REFUND OF HALL & KEY DEPOSITS	$ 200.00
26/11/2018	116396	HALL & KEY DEPOSITS	REFUND OF HALL & KEY DEPOSITS	$ 200.00
26/11/2018	116397	HALL & KEY DEPOSITS	REFUND OF HALL & KEY DEPOSITS	$ 1,000.00
26/11/2018	116398	VERGE & CROSSOVER BONDS	CROSSOVER SUBSIDY PAYMENT	$ 112.20
26/11/2018	116399	VERGE & CROSSOVER BONDS	CROSSOVER SUBSIDY PAYMENT	$ 440.00
26/11/2018	116400	DENNIS CUTHBERT	CANCELLED	$ -
26/11/2018	116401	VERGE & CROSSOVER BONDS	CROSSOVER SUBSIDY PAYMENT	$ 300.00
26/11/2018	116402	VERGE & CROSSOVER BONDS	CROSSOVER SUBSIDY PAYMENT	$ 300.00
26/11/2018	116403	RATE REFUNDS	REFUND OF RATE OVERPAYMENT	$ 100.00
26/11/2018	116404	RATE REFUNDS	REFUND OF RATE OVERPAYMENT	$ 249.32
26/11/2018	116405	RATE REFUNDS	REFUND OF RATE OVERPAYMENT	$ 165.00
26/11/2018	116406	DIABETES WA	REFUND OR FACILITY HIRE OVERPAYMENT	$ 20.00
26/11/2018	116407	VERGE & CROSSOVER BONDS	CROSSOVER SUBSIDY PAYMENT	$ 300.00
26/11/2018	116408	HALL & KEY DEPOSITS	REFUND OF HALL & KEY DEPOSITS	$ 285.00

DATE	PAYMENT REF	NAME	DESCRIPTION	AMOUNT
26/11/2018	116409	HALL & KEY DEPOSITS	REFUND OF HALL & KEY DEPOSITS	$ 285.00
26/11/2018	116410	RATE REFUNDS	REFUND OF RATE OVERPAYMENT	$ 664.00
26/11/2018	116411	VERGE & CROSSOVER BONDS	CROSSOVER SUBSIDY PAYMENT	$ 630.00
26/11/2018	116412	VERGE & CROSSOVER BONDS	CROSSOVER SUBSIDY PAYMENT	$ 6,370.00
26/11/2018	116413	REFUND PAYMENTS - SUNDRY	REFUND PAYMENTS - SUNDRY	$ 1,490.00
26/11/2018	116414	REFUND PAYMENTS - SUNDRY	REFUND PAYMENTS - SUNDRY	$ 243.20
26/11/2018	116415	BUSSELTON JETTY TOURIST PARK - REFUNDS	JETTY TOURIST PARK BOND	$ 12.00
26/11/2018	116416	BUSSELTON JETTY TOURIST PARK - REFUNDS	JETTY TOURIST PARK BOND	$ 62.00
26/11/2018	116417	BUSSELTON JETTY TOURIST PARK - REFUNDS	JETTY TOURIST PARK BOND	$ 186.00
27/11/2018	116418	CROWN PERTH	ACCOMMODATION	$ 2,873.00
27/11/2018	116419	WA STRATA MANAGEMENT	STRATA LEVY FEES & WATER CONSUMPTION	$ 2,025.50
27/11/2018	116420	CALLOWS CORNER NEWSAGENCY	CANCELLED	$ -
27/11/2018	116421	CAM TOOLS	WORKSHOP SUPPLIES	$ 695.00
27/11/2018	116422	AUSTRALIAN COMMUNICATIONS & MEDIA AUTHORITY	COMMUNICATION SERVICES	$ 44.00
27/11/2018	116423	AUSTRALIAN INSTITUTE OF BUILDING SURVEYORS	TRAINING SERVICES	$ 1,155.00
27/11/2018	116424	CAPEL TRANSPORT	COURIER SERVICES	$ 354.75
27/11/2018	116425	FRED ROSE EXCAVATOR HIRE	EARTHMOVING - WASTE FACILITY & ROADWORKS	$ 12,402.50
27/11/2018	116426	CALLOWS CORNER NEWSAGENCY	STAFF SOCIAL CLUB - LOTTO	$ 879.00
28/11/2018	116427	TOWN PLAN & ROAD BONDS	TOWN PLAN & ROAD BOND REFUND	$ 115,275.60
29/11/2018	116428	REFUND BUILDING BONDS	REFUND	$ 740.00
29/11/2018	116429	REFUND BUILDING BONDS	REFUND	$ 630.00
29/11/2018	116430	REFUND BUILDING BONDS	REFUND	$ 1,140.00
29/11/2018	116431	REFUND BUILDING BONDS	REFUND	$ 680.00
29/11/2018	116432	REFUND BUILDING BONDS	REFUND	$ 630.00
29/11/2018	116433	REFUND BUILDING BONDS	REFUND	$ 2,790.00
29/11/2018	116434	REFUND BUILDING BONDS	REFUND	$ 630.00
29/11/2018	116435	DONATIONS	DONATION	$ 500.00
29/11/2018	116436	DONATIONS	DONATION	$ 300.00
29/11/2018	116437	VERGE & CROSSOVER BONDS	CROSSOVER SUBSIDY PAYMENT	$ 260.00
29/11/2018	116438	VERGE & CROSSOVER BONDS	CROSSOVER SUBSIDY PAYMENT	$ 260.00
30/11/2018	116439	CROWN PERTH	ACCOMMODATION	$ 584.00
30/11/2018	116440	BUSSELTON WATER CORPORATION	WATER SERVICES	$ 1,441.90
30/11/2018	116441	CITY OF WANNEROO	LOCAL GOV'T SERVICES	$ 1,680.18
30/11/2018	116442	SYNERGY	ELECTRICITY SUPPLIES	$ 10,074.70
30/11/2018	116444	AUSTRALIA POST	POSTAL SERVICE	$ 5,492.49
30/11/2018	116445	DOG REGISTRATION REFUNDS	REFUND DOG REGISTRATION	$ 150.00
30/11/2018	116446	DOG REGISTRATION REFUNDS	REFUND DOG REGISTRATION	$ 150.00

DATE	PAYMENT REF	NAME	DESCRIPTION	AMOUNT
30/11/2018	116447	REFUND PAYMENTS - SUNDRY	REFUND PAYMENTS - SUNDRY	$ 138.00
30/11/2018	116448	REFUND PAYMENTS - SUNDRY	REFUND PAYMENTS - SUNDRY	$ 30.50
30/11/2018	116449	VERGE & CROSSOVER BONDS	CROSSOVER SUBSIDY PAYMENT	$ 579.80
30/11/2018	116450	BUSSELTON JETTY TOURIST PARK - REFUNDS	JETTY TOURIST PARK BOND	$ 638.00
30/11/2018	116451	SARAH LANGRIDGE	SHOW HORSE RIDER CHANMPIONSHIP	$ 300.00
30/11/2018	116452	VERGE & CROSSOVER BONDS	CROSSOVER SUBSIDY PAYMENT	$ 147.50
30/11/2018	116453	VERGE & CROSSOVER BONDS	CROSSOVER SUBSIDY PAYMENT	$ 167.90
30/11/2018	116454	VERGE & CROSSOVER BONDS	CROSSOVER SUBSIDY PAYMENT	$ 310.20
30/11/2018	116455	VERGE & CROSSOVER BONDS	CROSSOVER SUBSIDY PAYMENT	$ 279.70
30/11/2018	116456	HALL & KEY DEPOSITS	CHEQUE CANCELLED	$ -
30/11/2018	116457	HALL & KEY DEPOSITS	REFUND OF HALL & KEY DEPOSITS	$ 200.00
30/11/2018	116458	HALL & KEY DEPOSITS	REFUND OF HALL & KEY DEPOSITS	$ 185.00
30/11/2018	116459	HALL & KEY DEPOSITS	REFUND OF HALL & KEY DEPOSITS	$ 200.00
30/11/2018	116460	HALL & KEY DEPOSITS	REFUND OF HALL & KEY DEPOSITS	$ 200.00
30/11/2018	116461	HALL & KEY DEPOSITS	REFUND OF HALL & KEY DEPOSITS	$ 200.00
30/11/2018	116462	HALL & KEY DEPOSITS	REFUND OF HALL & KEY DEPOSITS	$ 200.00
30/11/2018	116463	HALL & KEY DEPOSITS	REFUND OF HALL & KEY DEPOSITS	$ 200.00
30/11/2018	116464	HALL & KEY DEPOSITS	REFUND OF HALL & KEY DEPOSITS	$ 200.00
30/11/2018	116465	HALL & KEY DEPOSITS	REFUND OF HALL & KEY DEPOSITS	$ 200.00
30/11/2018	116466	HALL & KEY DEPOSITS	REFUND OF HALL & KEY DEPOSITS	$ 1,000.00
30/11/2018	116467	VERGE & CROSSOVER BONDS	CROSSOVER SUBSIDY PAYMENT	$ 375.40
30/11/2018	116468	RATE REFUNDS	REFUND OF RATE OVERPAYMENT	$ 737.32
30/11/2018	116469	HALL & KEY DEPOSITS	REFUND OF HALL & KEY DEPOSITS	$ 200.00
				$ 936,545.26
		ELECTRONIC TRANSFER PAYMENTS - NOVEMBER 2018		
2/11/2018	EF061668	WALGA	WALGA TRAINING SERVICES	$ 88.00
2/11/2018	EF061669	PETA TUCK	STAFF REIMBURSEMENT	$ 100.33
2/11/2018	EF061670	BUSSELTON JUNIOR SOCCER CLUB	KIDSPORT VOUCHERS	$ 4,084.00
2/11/2018	EF061671	SAGE CONSULTING ENGINEERS PTY LTD	LIGHTING INSTALLATION	$ 4,917.00
2/11/2018	EF061672	BUNBURY AND DISTRICTS LITTLE ATHLETICS	KIDSPORT VOUCHERS	$ 450.00
2/11/2018	EF061673	PHASE 3 LANDSCAPE CONSTRUCTION PTY LTD	LANDSCAPING SERVICES	$ 419,237.31
2/11/2018	EF061674	BUSSELTON TEE-BALL ASSOCIATION INC	KIDSPORT VOUCHERS	$ 510.00
2/11/2018	EF061675	CHAMBER OF ARTS AND CULTURE WA	MEMBERSHIP	$ 27.50
2/11/2018	EF061676	NATURALISTE GLASS PTY LTD	GLASS REPAIRS AND MANUFACTURE	$ 263.63
2/11/2018	EF061677	TANIA OLIVER	BOND REFUND	$ 500.00
2/11/2018	EF061678	WORK METRICS	HEALTH AND SAFETY SOFTWARE	$ 110.00
2/11/2018	EF061679	PEEL RESOURCE RECOVERY PTY LTD	CONCRETE CRUSHING	$ 384,366.40

DATE	PAYMENT REF	NAME	DESCRIPTION	AMOUNT
2/11/2018	EF061680	THE URBAN COFFEE HOUSE	COUNCIL CATERING	$ 779.00
2/11/2018	EF061681	DAVID GOODWIN	STAFF REIMBURSEMENT	$ 50.24
2/11/2018	EF061682	FRONTLINE FIRE & RESCUE EQUIPMENT	EMERGENCY RESPONSE EQUIPMENT	$ 3,012.86
2/11/2018	EF061683	M & D BANYARD	BOND REFUND	$ 100.00
2/11/2018	EF061684	BBS COLLECTIONS PTY LTD	DEBT COLLECTION SERVICES	$ 161.00
2/11/2018	EF061685	ALINTA ENERGY	ELECTRICITY	$ 78.60
2/11/2018	EF061686	TRUE TRACK TRUCK ALIGNING	WHEEL ALIGNMENT SERVICES	$ 1,122.00
2/11/2018	EF061687	SAINTS BASKETBALL CLUB	KIDSPORT VOUCHERS	$ 630.00
2/11/2018	EF061688	TRUCK CENTRE (WA) PTY LTD	NEW VEHICLE PARTS & SERVICE	$ 2,713.02
2/11/2018	EF061689	ALLFLOW INDUSTRIAL	MAINTENANCE SERVICES	$ 2,602.55
2/11/2018	EF061690	THOMAS HIRE PTY LTD	MACHINERY HIRE	$ 55.00
2/11/2018	EF061691	WIDEBAND NETWORKS PTY LTD	NBN BROADBAND	$ 2,676.70
2/11/2018	EF061692	OFFICEWORKS	OFFICE EQUIPMENT SERVICES	$ 12.56
2/11/2018	EF061693	DUNSBOROUGH CONCRETE	CONCRETE SUPPLIES	$ 64,889.00
2/11/2018	EF061694	HORIZON GYMNASTICS (WA) PTY LTD	KIDSPORT VOUCHERS	$ 330.00
2/11/2018	EF061695	THE DRUG DETECTION AGENCY - SOUTH WA	DRUG AND ALCOHOL MANAGEMENT SERVICES	$ 1,175.90
2/11/2018	EF061696	BOSEY SLATER PHOTOGRAPHY	DRONE PHOTOGRAPHY	$ 1,100.00
2/11/2018	EF061697	BUSSELTON SENIOR HIGH SCHOOL P&C	COMMUNITY BIDS	$ 10,000.00
2/11/2018	EF061698	AMELIA PARK RESTAURANT	FUNCTION CATERING	$ 1,500.00
2/11/2018	EF061699	HEATH AND GAIL PERRY	WATER CHARGES REIMBURSEMENT	$ 13,114.01
2/11/2018	EF061700	SUREKLEEN PRODUCTS	CLEANING PRODUCTS	$ 423.50
2/11/2018	EF061701	GEOGRAPHE TIMBER & HARDWARE	HARDWARE SUPPLIES	$ 566.67
2/11/2018	EF061702	GREG J. SIMPSON	STAFF REIMBURSEMENT	$ 215.60
2/11/2018	EF061703	SOUTH WEST MACHINING CENTRE	PLANT MAINTENANCE SERVICES	$ 66.00
2/11/2018	EF061704	GEOGRAPHE PETROLEUM	FUEL SERVICES	$ 13,437.05
2/11/2018	EF061705	ZIPFORM	PRINTING SERVICES	$ 13,102.52
2/11/2018	EF061706	BAY SIGNS	SIGNAGE SERVICES	$ 1,002.28
2/11/2018	EF061707	ROTARY CLUB OF BUSSELTON GEOGRAPHE BAY	SPONSORSHIP / ADVERTISING	$ 7.00
2/11/2018	EF061708	CLEANAWAY	WASTE MANAGEMENT SERVICES	$ 73,887.55
2/11/2018	EF061709	INNOVEST CONSTRUCTION	CONSTRUCTION SERVICES	$ 68,195.86
8/11/2018	EF061710	HIF	HEALTH INSURANCE	$ 239.35
8/11/2018	EF061711	PAY-PLAN PTY LTD	SALARY PACKAGING	$ 19,984.41
8/11/2018	EF061712	GR & LC CHRISTIAN	RENTAL LEASE AGREEMENT	$ 1,200.00
8/11/2018	EF061713	ACTON SOUTH WEST	STAFF REIMBURSEMENT	$ 1,100.00
8/11/2018	EF061714	AUSTRALIAN TAXATION OFFICE	PAYG TAXATION	$ 231,960.00
8/11/2018	EF061715	AUSTRALIAN SERVICES UNION	UNION FEES	$ 99.60
8/11/2018	EF061716	HBF HEALTH LIMITED	MEDICAL INSURANCE	$ 547.95

DATE	PAYMENT REF	NAME	DESCRIPTION	AMOUNT
8/11/2018	EF061717	LOCAL GOV'T RACE COURSE & CEMETERY EMPLOYEES	UNION FEES	$ 420.26
8/11/2018	EF061718	DEPUTY CHILD SUPPORT REGISTRAR	SALARY DEDUCTIONS	$ 574.76
8/11/2018	EF061719	CITY OF BUSSELTON-SOCIAL CLUB	SOCIAL CLUB REIMBURSEMENT	$ 216.00
8/11/2018	EF061720	STAFF CHRISTMAS CLUB	PAYROLL DEDUCTIONS	$ 4,747.18
15/11/2018	EF061721	SUPERCHOICE	SUPERANNUATION	$ 161,734.93
9/11/2018	EF061722	OLIVER DARBY	STAFF REIMBURSEMENT	$ 79.99
9/11/2018	EF061723	TRAFFIC FORCE	TRAFFIC MANAGEMENT SERVICES	$ 5,176.84
9/11/2018	EF061724	ENVISIONWARE PTY LTD	LIBRARY RESOURCES	$ 16,645.44
9/11/2018	EF061725	CR. G HENLEY	COUNCILLOR PAYMENT	$ 10,350.84
9/11/2018	EF061726	PHIL HOLLETT PHOTOGRAPHY	ART SALES	$ 198.45
9/11/2018	EF061727	TRACIE ANDERSON	ART SALES	$ 81.00
9/11/2018	EF061728	RENATA FOURIE	MEALS REIMBURSEMENT	$ 136.46
9/11/2018	EF061729	INTELLIGENZ PTY LTD	COMPUTER SOFTWARE SUPPLIER	$ 7,509.90
9/11/2018	EF061730	LANDSAVE ORGANICS	LANDSCAPING SERVICE	$ 13,163.70
9/11/2018	EF061731	CR. J McCALLUM	COUNCILLOR PAYMENT	$ 4,412.24
9/11/2018	EF061732	DEB HOLDEN	STAFF REIMBURSEMENT	$ 303.56
9/11/2018	EF061733	SIMON CLARKE	STAFF REIMBURSEMENT	$ 349.75
9/11/2018	EF061734	AUSQ TRAINING	TRAINING SERVICES	$ 556.00
9/11/2018	EF061735	PAY-PLAN PTY LTD	SALARY PACKAGING	$ 273.39
9/11/2018	EF061736	MARY EVERUSS	STAFF REIMBURSEMENT	$ 81.85
9/11/2018	EF061737	MARGARET PARKE	ART SALES	$ 67.20
9/11/2018	EF061738	GRACE RECORDS MANAGEMENT (AUSTRALIA) PTY LTD	STORAGE SERVICES	$ 395.06
9/11/2018	EF061739	SOUTH WEST EMPLOYEE ASSISTANCE PROGRAM	MEDICAL SERVICES	$ 1,683.00
9/11/2018	EF061740	CR. R BENNETT	COUNCILLOR PAYMENT	$ 2,759.42
9/11/2018	EF061741	PROMOTIONSONLY	ADVERTISING	$ 231.00
9/11/2018	EF061742	PANCAKE DESIGNS RESIN	ART SALES	$ 59.15
9/11/2018	EF061743	CASTLEVIEW HOLDINGS PTY LTD	ART SALES	$ 21.00
9/11/2018	EF061744	NALDA HOSKINS	ART SALES	$ 43.20
9/11/2018	EF061745	JACQUELINE PERRY-STRICKLAND	ART SALES	$ 39.92
9/11/2018	EF061746	COLIN WOODFORD CARPENTRY & FINE FURNITURE	CARPENTRY SERVICES	$ 7,800.00
9/11/2018	EF061747	OCEAN AIR CARPET CARE	CLEANING SERVICES	$ 10,512.15
9/11/2018	EF061748	CR. R REEKIE	COUNCILLOR PAYMENT	$ 2,759.42
9/11/2018	EF061749	CR. R PAINE	COUNCILLOR PAYMENT	$ 2,759.42
9/11/2018	EF061750	CR. P CARTER	COUNCILLOR PAYMENT	$ 2,759.42
9/11/2018	EF061751	ALASTAIR TAYLOR	ART SALES	$ 8.40
9/11/2018	EF061752	COMMERCIAL AQUATICS AUSTRALIA	GLC MAINTENANCE SERVICES	$ 32,819.00
9/11/2018	EF061753	RUTH BROOKS	ART SALES	$ 68.00

DATE	PAYMENT REF	NAME	DESCRIPTION	AMOUNT
9/11/2018	EF061754	JENNIFER BROWN	ART SALES	$ 68.00
9/11/2018	EF061755	ELAMOORE NATURAL SOAPS & COSMETICS PTY LTD	ART SALES	$ 33.60
9/11/2018	EF061756	KITCHEN TAKEOVERS	CATERING	$ 663.00
9/11/2018	EF061757	CR. L MILES	COUNCILLOR PAYMENT	$ 2,759.42
9/11/2018	EF061758	CR. K HICK	COUNCILLOR PAYMENT	$ 2,759.42
9/11/2018	EF061759	HELEN READING	ART SALES	$ 11.20
9/11/2018	EF061760	MICHAEL VIVIAN	ART SALES	$ 19.60
9/11/2018	EF061761	INTERNATIONAL ASSOCIATION OF PUBLIC PARTICIPATION	TRAINING SERVICES	$ 1,760.00
9/11/2018	EF061762	ABBEY ASSET AND ENVIRONMENTAL MANAGEMENT (AAE	ASSET MANAGEMENT DATA MIGRATION SUPPORT	$ 15,747.16
9/11/2018	EF061763	LORITZ CIRCUS PTY LTD	BOND REFUND	$ 530.00
9/11/2018	EF061764	J & R PETHER	WATER CHARGES REIMBURSEMENT	$ 165.77
9/11/2018	EF061765	ALAN'S CAFE	CATERING	$ 300.00
9/11/2018	EF061766	KIM NOLAN	STAFF REIMBURSEMENT	$ 69.32
9/11/2018	EF061767	PRACSYS	COMMERCIAL ASSESSMENT	$ 13,695.00
9/11/2018	EF061768	JACKIE GASSON	ART SALES	$ 52.50
9/11/2018	EF061769	MATERA ENVIRONMENTAL (WA) PTY LTD	HOOKLIFT WET HIRE	$ 3,753.75
9/11/2018	EF061770	SANDRA EVANS	STAFF REIMBURSEMENT	$ 176.10
9/11/2018	EF061771	LED ECO LIGHTING	LIGHTING SUPPLIER	$ 4,861.78
9/11/2018	EF061772	BUSSELTON AVIATION PTY LTD	AERIAL PHOTOGRAPHY	$ 229.00
9/11/2018	EF061773	MARGARET HITCHING	STAFF REIMBURSEMENT	$ 100.00
9/11/2018	EF061774	KAYLENE BRENNAN	GLC MEMBERSHIP REFUND	$ 579.00
9/11/2018	EF061775	TIARNE CRONK	GLC MEMBERSHIP REFUND	$ 215.00
9/11/2018	EF061776	HELEN DAVIS	BJTP REFUND	$ 62.00
9/11/2018	EF061777	NADINE KNIGHT	BOND REFUND	$ 100.00
9/11/2018	EF061778	FENNESSY'S	VEHICLE PURCHASES / SERVICES / PARTS	$ 0.04
9/11/2018	EF061779	DUNSBOROUGH VOLUNTEER BUSHFIRE BRIGADE	PETTY CASH REIMBURSEMENT	$ 778.88
9/11/2018	EF061780	TOTAL EDEN PTY LTD	RETICULATION SUPPLIES	$ 1,187.45
9/11/2018	EF061781	ROTARY CLUB OF BUSSELTON GEOGRAPHE BAY	SPONSORSHIP / ADVERTISING	$ 14.00
9/11/2018	EF061782	LGIS	INSURANCE SERVICES	$ 1,302.41
9/11/2018	EF061783	COLES	COUNCIL & STAFF REFRESHMENTS	$ 1,997.26
9/11/2018	EF061784	KALOORUP BUSHFIRE BRIGADE	PETTY CASH REIMBURSEMENT	$ 454.20
9/11/2018	EF061785	SHARON WILLIAMS	STAFF REIMBURSEMENT	$ 36.00
9/11/2018	EF061786	OWEN G ISBEL	ART SALES	$ 60.80
9/11/2018	EF061787	ANDREW HUNT	STAFF REIMBURSEMENT	$ 338.00
9/11/2018	EF061788	DELL AUSTRALIA PTY LTD	COMPUTER EQUIPMENT SUPPLIER	$ 110,792.00
9/11/2018	EF061789	CELIA CLARE	ART SALES	$ 384.80
16/11/2018	EF061790	AUSTRALIAN COASTAL COUNCILS ASSOCIATION INC	MEMBERSHIP	$ 1,111.00

DATE	PAYMENT REF	NAME	DESCRIPTION	AMOUNT
16/11/2018	EF061791	DENNIS HADDON	ART SALES	$ 35.00
16/11/2018	EF061792	CR. G HENLEY	COUNCILLOR PAYMENT	$ 1,134.94
16/11/2018	EF061793	KEVAN COLLETT	ART SALES	$ 10.50
16/11/2018	EF061794	LANDSAVE ORGANICS	LANDSCAPING SERVICE	$ 4,834.50
16/11/2018	EF061795	ROCHELLE FREDERICKS	STAFF REIMBURSEMENT	$ 61.64
16/11/2018	EF061796	SOUTH WEST EMPLOYEE ASSISTANCE PROGRAM	MEDICAL SERVICES	$ 2,992.00
16/11/2018	EF061797	OPTUS BILLING SERVICES PTY LTD	FIXED INTERNET ACCESS	$ 3,527.77
16/11/2018	EF061798	BCP CIVIL & PLANT	EXCAVATOR & PLANT HIRE - VARIOUS WORKS	$ 36,525.50
16/11/2018	EF061799	BIG BEN BUILDERS PTY LTD	DESIGN AND CONSTRUCTION SERVICES	$ 79,704.60
16/11/2018	EF061800	GRAHAM BAILEY	WATER CHARGES REIMBURSEMENT	$ 29.31
16/11/2018	EF061801	TOX FREE AUSTRALIA	CHEMICAL DISPOSAL SERVICES	$ 8,953.95
16/11/2018	EF061802	TRUCK CENTRE (WA) PTY LTD	NEW VEHICLE PARTS & SERVICE	$ 234,654.06
16/11/2018	EF061803	CAROLYN RYDER	STAFF REIMBURSEMENT	$ 73.33
16/11/2018	EF061804	DEPARTMENT OF WATER AND ENVIRONMENTAL REGULA	ENVIRONMENTAL SERVICES	$ 1,218.00
16/11/2018	EF061805	KITCHEN TAKEOVERS	CATERING	$ 352.50
16/11/2018	EF061806	CR. K HICK	COUNCILLOR PAYMENT	$ 313.37
16/11/2018	EF061807	ALAN'S CAFE	CATERING	$ 951.50
16/11/2018	EF061808	BETTERVAC PTY LTD	AIR BLOWER	$ 1,152.80
16/11/2018	EF061809	NEIL BUTLER	STAFF REIMBURSEMENT	$ 85.00
16/11/2018	EF061810	MICHAEL BROPHY	ART SALES	$ 481.80
16/11/2018	EF061811	SARAH GORDON	BJTP REFUND	$ 250.00
16/11/2018	EF061812	LES AUTY	DOG REGISTRATION REFUND	$ 21.25
16/11/2018	EF061813	J & T THORNTON	BJTP REFUND	$ 71.00
16/11/2018	EF061814	IAN & FRIDA ROBERTSON	WATER CHARGES REIMBURSEMENT	$ 32.10
16/11/2018	EF061815	RINGTAILS MOTEL	BOND REFUND	$ 100.00
16/11/2018	EF061816	SIMONE NEWMAN	WATER CHARGES REIMBURSEMENT	$ 17,044.14
16/11/2018	EF061817	MIKE MORGAN	WATER CHARGES REIMBURSEMENT	$ 3,850.00
16/11/2018	EF061818	KEVIN NEWELL	WATER CHARGES REIMBURSEMENT	$ 5,150.00
16/11/2018	EF061819	HOLCIM (AUSTRALIA) PTY LTD	CONCRETE SERVICES	$ 13,760.52
16/11/2018	EF061820	ZURICH AUSTRALIAN INSURANCE LTD	INSURANCE SERVICES	$ 500.00
16/11/2018	EF061821	COLES	COUNCIL & STAFF REFRESHMENTS	$ 1,083.48
16/11/2018	EF061822	DEPARTMENT OF THE ENVIRONMENT AND ENERGY	ENVIRONMENTAL REFERRAL	$ 3,569.00
22/11/2018	EF061823	HIF	HEALTH INSURANCE	$ 239.35
22/11/2018	EF061824	PAY-PLAN PTY LTD	SALARY PACKAGING	$ 19,984.41
22/11/2018	EF061825	GR & LC CHRISTIAN	RENTAL LEASE AGREEMENT	$ 1,200.00
22/11/2018	EF061826	ACTON SOUTH WEST	STAFF REIMBURSEMENT	$ 1,100.00
22/11/2018	EF061827	AUSTRALIAN TAXATION OFFICE	PAYG TAXATION	$ 239,344.00

DATE	PAYMENT REF	NAME	DESCRIPTION	AMOUNT
22/11/2018	EF061828	AUSTRALIAN SERVICES UNION	UNION FEES	$ 99.60
22/11/2018	EF061829	HBF HEALTH LIMITED	MEDICAL INSURANCE	$ 547.95
22/11/2018	EF061830	LOCAL GOV'T RACE COURSE & CEMETERY EMPLOYEES	UNION FEES	$ 420.26
22/11/2018	EF061831	DEPUTY CHILD SUPPORT REGISTRAR	SALARY DEDUCTIONS	$ 574.76
22/11/2018	EF061832	CITY OF BUSSELTON-SOCIAL CLUB	SOCIAL CLUB REIMBURSEMENT	$ 214.00
22/11/2018	EF061833	STAFF CHRISTMAS CLUB	PAYROLL DEDUCTIONS	$ 4,437.18
22/11/2018	EF061834	SUPERCHOICE	SUPERANNUATION	$ 340.67
23/11/2018	EF061835	SHARON WOODFORD-JONES	STAFF REIMBURSEMENT	$ 234.70
23/11/2018	EF061836	CR. G HENLEY	COUNCILLOR PAYMENT	$ 87.00
23/11/2018	EF061837	NAOMI SEARLE	STAFF REIMBURSEMENT	$ 151.50
23/11/2018	EF061838	AUSQ TRAINING	TRAINING SERVICES	$ 339.00
23/11/2018	EF061839	NBN CO LIMITED	NATIONAL BROADBAND SERVICES	$ 10,800.00
23/11/2018	EF061840	KITCHEN TAKEOVERS	CATERING	$ 532.40
23/11/2018	EF061841	DUNSBOROUGH CONCRETE	CONCRETE SUPPLIES	$ 53,711.80
23/11/2018	EF061842	JAYLENE CHAMBERS	STAFF REIMBURSEMENT	$ 74.21
23/11/2018	EF061843	TASTE BUDDS COOKING STUDIO	COOKING DEMONSTRATIONS	$ 2,774.55
23/11/2018	EF061844	CYCLE TOURING ASSOCIATION OF WA	BOND REFUND	$ 185.00
23/11/2018	EF061845	KELLY PALMER	WATER CHARGES REIMBURSEMENT	$ 8,350.00
23/11/2018	EF061846	FRANK SUTTON	WATER CHARGES REIMBURSEMENT	$ 19.26
23/11/2018	EF061847	JUDITH TOOKE	WATER CHARGES REIMBURSEMENT	$ 138.03
23/11/2018	EF061848	DARRYL AND LEONIE STEAD	WATER CHARGES REIMBURSEMENT	$ 23.54
23/11/2018	EF061849	EAGLE BAY VOLUNTEER BUSHFIRE BRIGADE	PETTY CASH REIMBURSEMENT	$ 387.26
23/11/2018	EF061850	YALLINGUP COASTAL VOLUNTEER BUSHFIRE BRIGADE	PETTY CASH REIMBURSEMENT	$ 342.75
23/11/2018	EF061851	YALLINGUP RURAL BUSHFIRE BRIGADE	PETTY CASH REIMBURSEMENT	$ 1,011.09
23/11/2018	EF061852	BUSSELTON STATE EMERGENCY SERVICE	PETTY CASH REIMBURSEMENT	$ 1,106.15
23/11/2018	EF061853	COLES	COUNCIL & STAFF REFRESHMENTS	$ 537.33
23/11/2018	EF061854	KALOORUP BUSHFIRE BRIGADE	PETTY CASH REIMBURSEMENT	$ 111.85
23/11/2018	EF061855	EMMA O'BRIEN	STAFF REIMBURSEMENT	$ 34.00
26/11/2018	EF061856	RMS (AUST) PTY LTD	SOFTWARE SERVICES	$ 2,531.10
28/11/2018	EF061857	DATA 3	COMPUTER SOFTWARE SUPPLIER	$ 238,292.39
28/11/2018	EF061858	ELLIOTS IRRIGATION PTY LTD	IRRIGATION SERVICES	$ 838.20
28/11/2018	EF061859	TRAFFIC FORCE	TRAFFIC MANAGEMENT SERVICES	$ 45,484.77
28/11/2018	EF061860	EDITH COWAN UNIVERSITY	RESEARCH SERVICES	$ 2,200.00
28/11/2018	EF061861	MR SUSHI	CATERING	$ 610.00
28/11/2018	EF061862	GOOD GUYS BUSSELTON	ELECTRICAL SUPPLIES	$ 380.00
28/11/2018	EF061863	BUSSELTON HYDRAULIC SERVICES INC	HYDRAULIC SERVICES	$ 2,935.17
28/11/2018	EF061864	WEATHERSAFE WA (DEL-RAY CANVAS)	CANVAS SERVICES	$ 4,320.00

DATE	PAYMENT REF	NAME	DESCRIPTION	AMOUNT
28/11/2018	EF061865	LEEUWIN CIVIL PTY LTD	HIRE EQUIPMENT SERVICES	$ 20,394.00
28/11/2018	EF061866	ADELPHI TAILORING COMPANY	PROTECTIVE CLOTHING SUPPLIER	$ 93.50
28/11/2018	EF061867	BUSSELTON SURF LIFE SAVING CLUB	MINOR GRANT	$ 347.60
28/11/2018	EF061868	BUSSELTON CONTRACTING	FIRE CONTROL SERVICES	$ 2,815.00
28/11/2018	EF061869	ARCHIVAL SURVIVAL PTY LTD	LIBRARY RESOURCES	$ 107.10
28/11/2018	EF061870	TARVIA PTY LTD	ENGINEERING SERVICES	$ 17,164.40
28/11/2018	EF061871	JIGSAW SIGNS & PRINT	SIGNAGE SERVICES	$ 1,105.00
28/11/2018	EF061872	BUNBURY TRUCKS	PLANT PURCHASES / SERVICES / PARTS	$ 2,009.13
28/11/2018	EF061873	COMBINED TEAM SERVICES	TRAINING SERVICES	$ 1,084.20
28/11/2018	EF061874	AR PLUMBING & GAS SERVICE	PLUMBING SERVICES	$ 2,121.90
28/11/2018	EF061875	PUBLIC LIBRARIES WESTERN AUSTRALIA	LIBRARY RESOURCES	$ 250.00
28/11/2018	EF061876	RENT A FENCE	FENCE HIRE - BUSSELTON SKATE PARK	$ 1,671.45
28/11/2018	EF061877	ARBOR GUY	TREE MAINTENANCE SERVICES	$ 9,563.40
28/11/2018	EF061878	QCLICK ONLINE SOLUTIONS	WEBSITE HOSTING SERVICES	$ 32.00
28/11/2018	EF061879	GREG JAMES SCULPTURE	DESIGN CONCEPT	$ 51,700.00
28/11/2018	EF061880	BUNBURY SUBARU	VEHICLE PURCHASES / SERVICES / PARTS	$ 41,727.19
28/11/2018	EF061881	LANDSAVE ORGANICS	LANDSCAPING SERVICE	$ 1,100.00
28/11/2018	EF061882	FLEET FITNESS	GYMNASIUM EQUIPMENT	$ 456.50
28/11/2018	EF061883	PRIME SUPPLIES	SAFETY EQUIPMENT	$ 1,316.04
28/11/2018	EF061884	PROFESSIONAL CABLING	CABLING SERVICES	$ 632.50
28/11/2018	EF061885	ST JOHN AMBULANCE	TRAINING SERVICES	$ 254.51
28/11/2018	EF061886	OFFICE RELOCATION SOLUTIONS PTY LTD	RELOCATION OF OFFICE EQUIPMENT	$ 2,574.00
28/11/2018	EF061887	BRIDGESTONE	TYRE SERVICES	$ 27.50
28/11/2018	EF061888	YALLINGUP COFFEE ROASTING COMPANY	CATERING SERVICES	$ 150.00
28/11/2018	EF061889	HEATLEYS SAFETY & INDUSTRIAL	SAFETY EQUIPMENT	$ 5,414.42
28/11/2018	EF061890	SPECIALITY TIMBER FLOORING WA	TIMBER FLOORING SERVICES	$ 5,335.00
28/11/2018	EF061891	WIZID PTY LTD	POOL ENTRY WRISTBANDS	$ 129.80
28/11/2018	EF061892	BOWMAN & ASSOCIATES PTY LTD	WASTE CONSULTANCY	$ 2,035.00
28/11/2018	EF061893	BUSSELTON BEARING SERVICES	BEARING SUPPLIES	$ 2,272.18
28/11/2018	EF061894	MARGARET RIVER REGION OPEN STUDIOS INC.	ADVERTISING	$ 450.00
28/11/2018	EF061895	ARTISAN PAVING	PAVING SERVICES	$ 2,860.00
28/11/2018	EF061896	TRUE BLUE CONTAINERS(2005) PTY LTS	CONTAINER SERVICES	$ 16,500.00
28/11/2018	EF061897	MCLEODS BARRISTERS & SOLICITORS	LEGAL SERVICES	$ 1,000.67
28/11/2018	EF061898	VORGEE PTY LTD	GYM GOODS	$ 960.30
28/11/2018	EF061899	SCOPE BUSINESS IMAGING	ELECTRONIC EQUIPMENT	$ 192.50
28/11/2018	EF061900	FIRE RESCUE SAFETY AUSTRALIA	FIRE SAFETY EQUIPMENT	$ 97.90
28/11/2018	EF061901	FOUR POINTS BY SHERATON	ACCOMMODATION	$ 971.00

DATE	PAYMENT REF	NAME	DESCRIPTION	AMOUNT
28/11/2018	EF061902	INFRASTRUCTURE INTEGRITY SERVICES	SEWER ACCESS SERVICES	$ 2,101.00
28/11/2018	EF061903	CRANEFORD PLUMBING PTY LTD	PLUMBING SERVICES	$ 6,034.39
28/11/2018	EF061904	BUSSELTON TEE-BALL ASSOCIATION INC	KIDSPORT VOUCHERS	$ 590.00
28/11/2018	EF061905	ALL 4x4 SERVICES	VEHICLE MAINTENANCE SERVICES	$ 670.90
28/11/2018	EF061906	ROMEX AUSTRALIA PTY LTD	AUTOMATED CAR PARK SYSTEM	$ 1,991.00
28/11/2018	EF061907	CD DRILLING	DRILLING SERVICES	$ 3,190.00
28/11/2018	EF061908	KIDSAFE WA PLAYGROUND ADVISORY SERVICE	PLAYGROUND AUDIT	$ 660.00
28/11/2018	EF061909	SOUTH WEST PRINTING & PUBLISHING	ADVERTISING SERVICES	$ 300.00
28/11/2018	EF061910	MARGARET RIVER FENCING	MAINTENANCE SERVICES	$ 5,632.00
28/11/2018	EF061911	GRACE RECORDS MANAGEMENT (AUSTRALIA) PTY LTD	STORAGE SERVICES	$ 464.36
28/11/2018	EF061912	CHRIS SHEEDY PANEL & PAINT	PANEL REPAIRS & REPLACEMENT	$ 1,000.00
28/11/2018	EF061913	VASSE CRICKET CLUB INC (JUNIORS)	KIDSPORT VOUCHERS	$ 150.00
28/11/2018	EF061914	IMAGE BOLLARDS PTY LTD	FOOTPATH MAINTENANCE	$ 2,361.70
28/11/2018	EF061915	SUMMERS CONSULTING	MOSQUITO BREEDING MONITORING	$ 643.50
28/11/2018	EF061916	OCEANIC MARINE	MARINE SERVICES	$ 90.00
28/11/2018	EF061917	ESPLANADE HOTEL FREMANTLE BY RYDGES	ACCOMMODATION	$ 391.00
28/11/2018	EF061918	SOUTH WEST WINDSCREEN & GLASS	PLANT WINDSCREEN REPAIRS	$ 300.00
28/11/2018	EF061919	PROTECTOR FIRE SERVICES	TRAINING SERVICES	$ 323.40
28/11/2018	EF061920	PLANET FOOTPRINT PTY LTD	IT SOFTWARE	$ 1,977.80
28/11/2018	EF061921	WESTSIDE TILT TRAY SERVICE	ABANDONED CAR REMOVAL	$ 660.00
28/11/2018	EF061922	DUNSBOROUGH HARDWARE & HOME CENTRE	HARDWARE SERVICES	$ 327.95
28/11/2018	EF061923	NSCO CONSULTING	CONSULTANCY AND TRAINING	$ 2,463.08
28/11/2018	EF061924	OFFICEMAX AUSTRALIA LTD	STATIONERY SUPPLIES	$ 2,594.06
28/11/2018	EF061925	CAPE CRANE HIRE	CRANE HIRE	$ 300.00
28/11/2018	EF061926	DEPARTMENT OF HUMAN SERVICES	CHARGES FOR CENTREPAY FACILITY	$ 123.75
28/11/2018	EF061927	ELECTRONIC SCOREBOARDS AUSTRALIA	ELECTRONIC SCOREBOARDS	$ 575.30
28/11/2018	EF061928	BROADWATER FENCING	MAINTENANCE SERVICES	$ 7,645.00
28/11/2018	EF061929	ALPHA PEST ANIMAL SOLUTIONS	FOX BAITING	$ 1,882.00
28/11/2018	EF061930	NAMES PLUS EMBROIDERY	EMBROIDERY SERVICES	$ 72.00
28/11/2018	EF061931	QUALITY PRESS	PRINTING SERVICES	$ 850.74
28/11/2018	EF061932	CATALYTIC IT	IT EQUIPMENT AND SERVICES	$ 396.00
28/11/2018	EF061933	DYMOCKS - BUSSELTON	LIBRARY RESOURCES	$ 2,189.26
28/11/2018	EF061934	FELTON INDUSTRIES	PARK AND OUTDOOR FURNITURE	$ 30,629.50
28/11/2018	EF061935	INVARION RAPIDPLAN PTYLTD	SOFTWARE LICENCE	$ 412.50
28/11/2018	EF061936	BROADWATER MEDICAL CENTRE	MEDICAL SERVICES	$ 357.50
28/11/2018	EF061937	BCP MATERIALS PTY LTD	SAND SUPPLIES	$ 3,353.77
28/11/2018	EF061938	BCP LIQUID WASTE	LIQUID WASTE SERVICES	$ 1,200.76

DATE	PAYMENT REF	NAME	DESCRIPTION	AMOUNT
28/11/2018	EF061939	D MCKENZIE T/A LITORIA ECOSERVICES	CONSULTANCY SERVICES	$ 14,792.25
28/11/2018	EF061940	SPYKER TECHNOLOGIES PTY LTD	CCTV PRODUCTS AND SERVICES	$ 7,224.57
28/11/2018	EF061941	GRANITE NETWORKS PTY LTD	IT SERVICES AND HARDWARE	$ 468.00
28/11/2018	EF061942	KLEENHEAT NATURAL GAS	KOOKABURRA NATURAL GAS	$ 742.70
28/11/2018	EF061943	WORK METRICS	HEALTH AND SAFETY SOFTWARE	$ 110.00
28/11/2018	EF061944	COLES.COM.AU	COUNCIL & STAFF REFRESHMENTS	$ 1,305.72
28/11/2018	EF061945	PEEL RESOURCE RECOVERY PTY LTD	CONCRETE CRUSHING	$ 36,661.63
28/11/2018	EF061946	MARGARET RIVER BUSSELTON TOURISM ASSOCIATION	ADVERTISING	$ 43,968.17
28/11/2018	EF061947	SOILS AIN'T SOILS DUNSBOROUGH	CANCELLED	$ -
28/11/2018	EF061948	BUNBURY BMX CLUB INC	KIDSPORT VOUCHERS	$ 300.00
28/11/2018	EF061949	POLYLINK	RETICULATION SUPPLIES	$ 17,679.57
28/11/2018	EF061950	THE URBAN COFFEE HOUSE	CATERING	$ 748.90
28/11/2018	EF061951	EVERETT'S HOME AND YARD MAINTENANCE	MAINTENANCE SERVICES	$ 3,891.30
28/11/2018	EF061952	MANA KAI CAFE	CATERING	$ 750.00
28/11/2018	EF061953	CREATIVE EIGHT STUDIO	DESIGN SERVICES	$ 301.00
28/11/2018	EF061954	NILFISK PTY LTD	EQUIPMENT SERVICING	$ 3,423.97
28/11/2018	EF061955	TROPHIES ON TIME	NAME BADGE SUPPLIER	$ 168.00
28/11/2018	EF061956	TRUE BLUE TURF	TURF SERVICES	$ 847.00
28/11/2018	EF061957	MORE CAFE	CATERING	$ 537.50
28/11/2018	EF061958	SOLOMONS FLOORING (BUSSELTON)	FLOOR COVERING SERVICE	$ 5,480.00
28/11/2018	EF061959	SEASIDE LANDSCAPING CONTRACTORS	LANDSCAPING SERVICES	$ 792.00
28/11/2018	EF061960	APP CORPORATION PTY LTD	PROJECT MANAGEMENT SERVICES	$ 10,243.20
28/11/2018	EF061961	GRASS TREES AUSTRALIA	GARDEN SERVICES	$ 10,191.50
28/11/2018	EF061962	FRONTLINE FIRE & RESCUE EQUIPMENT	EMERGENCY RESPONSE EQUIPMENT	$ 1,925.17
28/11/2018	EF061963	STIHL SHOP DUNSBOROUGH	PLANT PURCHASES / SERVICES / PARTS	$ 1,031.45
28/11/2018	EF061964	OZ POST MANUFACTURING	MAINTENANCE SERVICES	$ 2,554.20
28/11/2018	EF061965	BARRY ALLEN ELECTRICAL SERVICES PTY LTD	ELECTRICAL SERVICES	$ 3,000.25
28/11/2018	EF061966	BUNBURY COFFEE MACHINES	COFFEE MACHINE SUPPLIES - GLC	$ 800.00
28/11/2018	EF061967	YAHAVA KOFFEE WORKS WHOLESALE	TRAINING SERVICES	$ 320.00
28/11/2018	EF061968	BUSSELTON STOCKFEEDS & PET SUPPLIES	ANIMAL SUPPLIES	$ 173.50
28/11/2018	EF061969	PVR INDUSTRIAL PTY LTD	INDUSTRIAL PUMP REPAIRS	$ 2,032.25
28/11/2018	EF061970	PC MACHINERY	MACHINERY EQUIPMENT	$ 195.86
28/11/2018	EF061971	RICOH AUSTRALIA PTY LTD	OFFICE EQUIPMENT SERVICES	$ 693.00
28/11/2018	EF061972	BATTERY WORLD BUNBURY	BATTERIES	$ 200.20
28/11/2018	EF061973	BUSSELTON DUNSBOROUGH MAIL	ADVERTISING SERVICES	$ 3,676.16
28/11/2018	EF061974	SOLVER PAINTS	PAINTING SUPPLIES	$ 83.99
28/11/2018	EF061975	RIDER LEVETT BUCKNALL WA PTY LTD	QUANTITY SURVEY SERVICES	$ 3,080.00

DATE	PAYMENT REF	NAME	DESCRIPTION	AMOUNT
28/11/2018	EF061976	ALINTA ENERGY	ELECTRICITY	$ 50.00
28/11/2018	EF061977	TRUE TRACK TRUCK ALIGNING	WHEEL ALIGNMENT SERVICES	$ 286.00
28/11/2018	EF061978	DOUTH CONTRACTING	PROPERTY & GARDEN MAINTENANCE	$ 3,824.04
28/11/2018	EF061979	DEPARTMENT OF PLANNING, LANDS AND HERITAGE	LEASE AGREEMENT	$ 1,257.20
28/11/2018	EF061980	AL FORNO	CATERING	$ 2,812.50
28/11/2018	EF061981	KATIE GARNETT	WELLNESS PROGRAM	$ 844.00
28/11/2018	EF061982	BUSSELTON AGRICULTURAL SERVICES (WA) PTY LTD	RURAL SUPPLIES	$ 5,332.00
28/11/2018	EF061983	BOOMERS BASKETBALL CLUB	KIDSPORT VOUCHERS	$ 1,446.00
28/11/2018	EF061984	INVESTING IN OUR YOUTH INC	SUPPORT SERVICES - CHILDCARE VACATION	$ 561.00
28/11/2018	EF061985	UNDERGROUND POWER DEVELOPMENT PTY LTD	STREET IGHTIND AND POWER DESIGN SERVICES	$ 4,400.00
28/11/2018	EF061986	ABEC ENVIRONMENTAL CONSULTING PTY LTD	ENVIRONMENTAL CONSULTING	$ 1,232.00
28/11/2018	EF061987	CORSIGN WA PTY LTD	SINGAGE AND TRAFFIC ACCESSORIES	$ 2,809.40
28/11/2018	EF061988	SAINTS BASKETBALL CLUB	KIDSPORT VOUCHERS	$ 330.00
28/11/2018	EF061989	BUSSELTON MOTORCYCLES	VEHICLE PARTS	$ 136.25
28/11/2018	EF061990	DIVERSE PLUMBING AND GAS	PLUMBING AND GASFITTING	$ 583.18
28/11/2018	EF061991	SW ENVIRONMENTAL	ENVIRONMENTAL SERVICES	$ 1,064.25
28/11/2018	EF061992	GEOGRAPHE EXCAVATION AND UNDERGROUND POWER	DIRECTIONAL DRILLING	$ 1,079.10
28/11/2018	EF061993	UNDALUP ASSOCIATION INC	CANVAS SIGNS	$ 550.00
28/11/2018	EF061994	STALEY FOOD & PACKAGING	CLEANING CHEMICALS	$ 1,624.98
28/11/2018	EF061995	DUNSBOROUGH CELLARS	REFRESHMENTS	$ 300.00
28/11/2018	EF061996	DUNSBOROUGH & DISTRICTS WATER CARTAGE	WATER CARTAGE SERVICES	$ 1,848.00
28/11/2018	EF061997	PASSMORE AUTOMOTIVE	VEHICLE MAINTENANCE SERVICES	$ 4,010.55
28/11/2018	EF061998	FYFE PTY LTD	CONTAMINATED LAND AUDITOR SERVICES	$ 2,134.00
28/11/2018	EF061999	ESPRESSO ESSENTIAL (WA) PTY LTD	LIBRARY RESOURCES	$ 211.05
28/11/2018	EF062000	INDIAN OCEAN LONGBOARD CLUB INC	EQUIPMENT GRANT	$ 2,250.00
28/11/2018	EF062001	BREATHE AND BE MINDFUL - VICTORIA YUEN	STRESS MANAGEMENT WORKSHOP	$ 560.00
28/11/2018	EF062002	GEOBOX PTY LTD	VEHICLE CAMERAS	$ 264.00
28/11/2018	EF062003	MERCURE HOTEL PERTH	CANCELLED	$ -
28/11/2018	EF062004	THOMAS HIRE PTY LTD	MACHINERY HIRE	$ 240.00
28/11/2018	EF062005	MODERN WINDOW CLEANING	WINDOW CLEANING SERVICES	$ 9,460.00
28/11/2018	EF062006	BAYTHE LINEN AND LAUNDRY	SUPPLY OF CLEAN LINEN	$ 751.77
28/11/2018	EF062007	FRESH AS	REFRESHMENTS	$ 555.80
28/11/2018	EF062008	ADVANCED DRIVEWAY SEALING	MAINTENANCE SERVICES	$ 4,867.50
28/11/2018	EF062009	WILD AND WOODS CAFE	CATERING	$ 430.00
28/11/2018	EF062010	PRIME MEDIA GROUP LTD	ADVERTISING SERVICES	$ 6,139.10
28/11/2018	EF062011	BEACHSIDE BUILDING & MAINTENANCE	BUILDING DIVISION	$ 5,817.84
28/11/2018	EF062012	MEL MCVEE	MURAL AND ART SERVICES	$ 19,250.00

DATE	PAYMENT REF	NAME	DESCRIPTION	AMOUNT
28/11/2018	EF062013	OFFICEWORKS	OFFICE EQUIPMENT SERVICES	$ 166.90
28/11/2018	EF062014	TAGS173 PTY LTD	INSTRUMENT FLIGHT PROCEDURE DESIGN	$ 4,950.00
28/11/2018	EF062015	WATERMAN PLUMBING & GAS	PLUMBING SERVICES	$ 697.40
28/11/2018	EF062016	CSSTECH GROUP PTY LTD	ICT SERVICES	$ 2,476.10
28/11/2018	EF062017	DORSOGNA LIMITED	ICE CREAM AND SMALL GOODS	$ 1,247.25
28/11/2018	EF062018	OPRA AUSTRALIA PTY LTD	PSYCHOMETRIC ASSESSMENT SERVICES	$ 715.00
28/11/2018	EF062019	BELLROCK CLEANING SERVICES PTY LTD	CLEANING SERVICES	$ 50,407.00
28/11/2018	EF062020	RODNEY COURT	CARPENTRY SERVICES	$ 24,772.00
28/11/2018	EF062021	ROB GRIFFITHS PRINTER	PRINTING SERVICES	$ 1,087.97
28/11/2018	EF062022	CLAW ENVIRONMENTAL	E-WASTE SERVICES	$ 397.36
28/11/2018	EF062023	SCANIA AUSTRALIA PTY LTD	NEW VEHICLES, PARTS AND LABOUR	$ 28.05
28/11/2018	EF062024	JDM EARTHWORKS	STONEWORK SERVICES	$ 6,105.00
28/11/2018	EF062025	HOTEL IBIS PERTH	ACCOMMODATION	$ 420.00
28/11/2018	EF062026	ALPINE LAUNDRY PTY LTD	COMMERCIAL LAUNDRY	$ 507.50
28/11/2018	EF062027	AVIATOR MEDIA PTY LTD	ADVERTISING	$ 825.00
28/11/2018	EF062028	PAINT INDUSTRIES PTY LTD	PAINT REQUIREMENTS	$ 344.19
28/11/2018	EF062029	NOVOTEL LANGLEY PERTH	ACCOMMODATION	$ 614.15
28/11/2018	EF062030	JCW ELECTRICAL GROUP PTY LTD	ELECTRICAL CONTRACTING	$ 194.52
28/11/2018	EF062031	HORIZON GYMNASTICS (WA) PTY LTD	KIDSPORT VOUCHERS	$ 330.00
28/11/2018	EF062032	ROAD AND TRAFFIC SERVICES	LINE MARKING AND SIGNAGE	$ 216.70
28/11/2018	EF062033	BLUE HORIZON PLUMBING & GAS	PLUMBING AND GAS SERVICES	$ 965.95
28/11/2018	EF062034	TRIBE PERTH	ACCOMMODATION	$ 1,264.30
28/11/2018	EF062035	SWEET & UNIQUE (WA) PTY LTD T/AS LUV A LOLLY	CONFECTIONERY	$ 188.38
28/11/2018	EF062036	POLESY PACKAGING & INDUSTRAIL	SAND BAGS	$ 1,826.00
28/11/2018	EF062037	ONSITE RENTAL GROUP PTY LTD	DRY HIRE	$ 9,091.45
28/11/2018	EF062038	SOUTH WEST GRAFFITI CLEAN	MAINTENANCE SERVICES	$ 2,325.13
28/11/2018	EF062039	PLE COMPUTERS PTY LTD	IT GOODS	$ 104.13
28/11/2018	EF062040	DISCOVER DEADLY	SNAKE SAFETY AWARENESS	$ 60.00
28/11/2018	EF062041	KMART BUSSELTON	RETAIL HOME WARES	$ 353.30
28/11/2018	EF062042	SPORTSPOWER	SPORT EQUIPMENT SUPPLIER	$ 310.97
28/11/2018	EF062043	NATURALISTE TURF	TURF MAINTENANCE SERVICES	$ 19,034.95
28/11/2018	EF062044	META MAYA GROUP PTY LTD	ENVIROMENTAL SERVICES	$ 3,718.00
28/11/2018	EF062045	MATERA ENVIRONMENTAL (WA) PTY LTD	HOOKLIFT WET HIRE	$ 13,413.13
28/11/2018	EF062046	SIMPLY HEADSETS	HEADSETS	$ 470.00
28/11/2018	EF062047	CONTRAFLOW PTY LTD	TRAFFIC MANAGEMENT	$ 5,959.75
28/11/2018	EF062048	RENEE WEBSE ART THERAPY	CHILDREN ART WORKSHOPS	$ 420.00
28/11/2018	EF062049	AMD AUDIT & ASSURANCE PTY LTD	ACCOUNTANCY SERVICES	$ 20,790.00

DATE	PAYMENT REF	NAME	DESCRIPTION	AMOUNT
28/11/2018	EF062050	HUTTCON PTY LTD	CONCRETE WORKS	$ 19,041.00
28/11/2018	EF062051	DUNSBOROUGH BASKETBALL CLUB INC	KIDSPORT VOUCHERS	$ 336.00
28/11/2018	EF062052	HOT WELD FABRICATION	STEEL FABRICATION AND INSTALLATION	$ 1,370.05
28/11/2018	EF062053	TREADWELL GROUP PTY LTD	FIBREGLASS GRATING AND FIXINGS	$ 212.65
28/11/2018	EF062054	JDSI GROUND ENGINEERING PTY LTD	GEOTECHNING ENGINEERING SERVICES	$ 9,900.00
28/11/2018	EF062055	PROTECTIVE CASES	TRANSIT PROTECTION SOLUTIONS	$ 730.40
28/11/2018	EF062056	MEGA PACIFIC	HYDRAULIC EQUIPMENT	$ 2,860.00
28/11/2018	EF062057	WATERMAN IRRIGATION	SOLAR POWERED ALGAE CONTROLLER	$ 2,748.35
28/11/2018	EF062058	CAMPBELLS	GLC KIOSK PURCHASES	$ 854.02
28/11/2018	EF062059	THE TUBE NURSERY	NURSERY SUPPLIES	$ 120.00
28/11/2018	EF062060	ANGELA MEE	HALLOWEEN SFX MAKEUP	$ 375.00
28/11/2018	EF062061	BUNBURY MOWER SERVICE	SALES AND SERVICES SMALL ENGINES	$ 1,489.00
28/11/2018	EF062062	COMFORT STYLE MARGARET RIVER	FURNITURE FOR BJTP	$ 389.00
28/11/2018	EF062063	TOWN KITCHEN (WA) PTY LTD	CATERING	$ 510.00
28/11/2018	EF062064	NEXT HEALTH PTY LTD	INDEPENDENT MEDICAL EXAMINATION	$ 3,300.00
28/11/2018	EF062065	CAPE TO CAPE BIN CLEANING	HIRE OF BIN CLEANING EQUIPMENT	$ 1,452.00
28/11/2018	EF062066	JENNI SPRIGG	BJTP REFUND	$ 62.00
28/11/2018	EF062067	TRACY SMITH	BJTP REFUND	$ 62.00
28/11/2018	EF062068	LEE TAIAPA	BJTP REFUND	$ 373.50
28/11/2018	EF062069	REBECCA HUTCHINSON	BOND REFUND	$ 200.00
28/11/2018	EF062070	ARROW BRONZE	MEMORIAL PLAQUES SUPPLIER	$ 480.36
28/11/2018	EF062071	STEWART & HEATON CLOTHING CO PTY LTD	CANCELLED	$ -
28/11/2018	EF062072	DOTS POTS & OFFICE FURNITURE	OFFICE FURNITURE SUPPLIER	$ 400.00
28/11/2018	EF062073	BUSSELTON TOYOTA	VEHICLE PURCHASES / SERVICES / PARTS	$ 1,096.85
28/11/2018	EF062074	GILS MOWING	MAINTENANCE SERVICES	$ 1,260.00
28/11/2018	EF062075	BOC GASES AUSTRALIA LTD	GAS SERVICES	$ 3,797.37
28/11/2018	EF062076	CJD EQUIPMENT PTY LTD	PLANT PURCHASES / SERVICES / PARTS	$ 659.02
28/11/2018	EF062077	AC FORSTER & SON	PLUMBING SERVICES	$ 917.50
28/11/2018	EF062078	FENNESSY'S	VEHICLE PURCHASES / SERVICES / PARTS	$ 524.47
28/11/2018	EF062079	FTE ENGINEERING	MAINTENANCE SERVICES	$ 144.38
28/11/2018	EF062080	GEOGRAPHE TIMBER & HARDWARE	HARDWARE SUPPLIES	$ 1,803.85
28/11/2018	EF062081	JASON SIGNMAKERS	SIGNAGE SUPPLIES	$ 2,781.35
28/11/2018	EF062082	TREVORS CARPETS BUSSELTON	FLOOR COVERING SERVICE	$ 950.00
28/11/2018	EF062083	T J DEPIAZZI & SONS	LAWN SUPPLIES	$ 1,386.66
28/11/2018	EF062084	KD POWER & CO	CANCELLED	$ -
28/11/2018	EF062085	KEEP AUSTRALIA BEAUTIFUL	ROADSIDE LITTER BAGS	$ 160.00
28/11/2018	EF062086	DUCHESS MEDICAL PRACTICE	MEDICAL SERVICES	$ 78.80

DATE	PAYMENT REF	NAME	DESCRIPTION	AMOUNT
28/11/2018	EF062087	B & J CATALANO PTY LTD	GRAVEL CRUSHING	$ 686.20
28/11/2018	EF062088	MALATESTA ROAD PAVING & HOTMIX	ROAD HOTMIX / PAVING SERVICES	$ 156,674.02
28/11/2018	EF062089	BUCHER MUNICIPAL PTY LTD	ENGINEERING - PLANT SPARES & SERVICING	$ 181.12
28/11/2018	EF062090	NICHOLLS MACHINERY	PLANT PURCHASES / SERVICES / PARTS	$ 1,393.00
28/11/2018	EF062091	LANDGATE CUSTOMER ACCOUNT	LAND INFORMATION AND TITLE SEARCHES	$ 154.20
28/11/2018	EF062092	HANSON CONST. MATERIALS PTY LTD	CONCRETE SERVICES	$ 13,904.66
28/11/2018	EF062093	SOUTH WEST STEEL PRODUCTS	STEEL PRODUCTS SUPPLIER	$ 4,999.50
28/11/2018	EF062094	HOLCIM (AUSTRALIA) PTY LTD	CONCRETE SERVICES	$ 70,542.47
28/11/2018	EF062095	SOUTH WEST MACHINING CENTRE	PLANT MAINTENANCE SERVICES	$ 2,926.00
28/11/2018	EF062096	SOUTHWEST EVENT HIRE	HIRE EQUIPMENT SERVICES	$ 545.60
28/11/2018	EF062097	CLEANAWAY EQUIPMENT SERVICES	MAINTENANCE PARTS WASHER	$ 947.10
28/11/2018	EF062098	BUSSELTON RETRAVISION	ELECTRICAL SERVICES	$ 45.00
28/11/2018	EF062099	LANDGATE (VALUER GENERAL'S OFFICE)	LAND VALUATIONS	$ 358.48
28/11/2018	EF062100	PENDREY AGENCIES P/L	CHEMICAL / RURAL SUPPLIES	$ 8,424.03
28/11/2018	EF062101	BUSSELTON BOBCATS	EARTHMOVING SERVICES	$ 2,035.00
28/11/2018	EF062102	WINC AUSTRALIA PTY LTD	STATIONERY SUPPLIER	$ 514.47
28/11/2018	EF062103	GALVINS PLUMBING	OPERATIONAL PLUMBING SUPPLIES	$ 294.51
28/11/2018	EF062104	BUSSELTON MOTORS (MITSUBISHI/MAZDA)	VEHICLE PURCHASES / SERVICES / PARTS	$ 39,060.04
28/11/2018	EF062105	ZIPFORM	PRINTING SERVICES	$ 1,309.98
28/11/2018	EF062106	COURIER AUSTRALIA	COURIER SERVICES	$ 364.16
28/11/2018	EF062107	THINK WATER DUNSBOROUGH	RETICULATION SERVICES	$ 2,307.18
28/11/2018	EF062108	DUNSBOROUGH BOBCAT SERVICE	EARTHMOVING - BOBCAT HIRE	$ 12,227.50
28/11/2018	EF062109	PRO-LINE KERBING	KERBING SERVICES	$ 32,502.36
28/11/2018	EF062110	ROD'S AUTO ELECTRICS	AUTO ELECTRICAL SERVICES	$ 1,912.24
28/11/2018	EF062111	SW PRECISION PRINT	PRINTING SERVICES	$ 1,824.00
28/11/2018	EF062112	PRESTIGE PRODUCTS	HOSPITALITY EQUIPMENT SUPPLIER	$ 573.32
28/11/2018	EF062113	SOUTH WEST ISUZU	PLANT PURCHASES / SERVICES / PARTS	$ 1,322.99
28/11/2018	EF062114	DUNSBOROUGH SIGNS & GRAPHICS	SIGNAGE SERVICES	$ 264.00
28/11/2018	EF062115	BLACKWOODS	FLEET CONSUMABLES & MAINTENANCE PARTS	$ 1,433.78
28/11/2018	EF062116	IT VISION AUSTRALIA PTY LTD	SOFTWARE SERVICES	$ 218.90
28/11/2018	EF062117	REPCO AUTO PARTS	PLANT PURCHASES / SERVICES / PARTS	$ 8.80
28/11/2018	EF062118	BAY SIGNS	SIGNAGE SERVICES	$ 1,990.60
28/11/2018	EF062119	ACTIV FOUNDATION INC	MAINTENANCE SERVICES	$ 54,643.97
28/11/2018	EF062120	BUSSELTON PEST & WEED CONTROL	PEST CONTROL SERVICES	$ 64,107.78
28/11/2018	EF062121	BUSSELTON MULTI SERVICE	ENGRAVING SERVICES	$ 110.00
28/11/2018	EF062122	DUNSBOROUGH & DISTRICT COUNTRY CLUB	GRANT FUNDING	$ 150.00
28/11/2018	EF062123	WESTRAC EQUIPMENT P/L	PLANT PURCHASES / SERVICES / PARTS	$ 8,439.39

DATE	PAYMENT REF	NAME	DESCRIPTION	AMOUNT
28/11/2018	EF062124	BUSSELTON BUILDING PRODUCTS	BUILDING PRODUCT SUPPLIER	$ 9,214.08
28/11/2018	EF062125	LAWRENCE & HANSON	ELECTRICAL/PROTECTIVE CLOTHING SUPPLIES	$ 2,519.30
28/11/2018	EF062126	BUSSELTON FLORIST	FLOWERS AND GIFTS	$ 100.00
28/11/2018	EF062127	B & B STREET SWEEPING	STREET SWEEPING SERVICE	$ 29,778.80
28/11/2018	EF062128	WORK CLOBBER	PROTECTIVE CLOTHING SUPPLIER	$ 3,925.00
28/11/2018	EF062129	TOTAL EDEN PTY LTD	RETICULATION SUPPLIES	$ 14,802.89
28/11/2018	EF062130	BSEWA	ELECTRICAL SERVICES	$ 667.34
28/11/2018	EF062131	LAW SOCIETY OF W.A.	MEMBERSHIP	$ 315.00
28/11/2018	EF062132	JTAGZ PTY LTD	ANIMAL WRAPSTRAP SUPPLIER	$ 1,287.00
28/11/2018	EF062133	BUNNINGS BUILDING SUPPLIES	HARDWARE SUPPLIES	$ 3,748.03
28/11/2018	EF062134	BUSSELTON SEA SCOUTS GROUP	KIDSPORT VOUCHERS	$ 150.00
28/11/2018	EF062135	EQUINOX CAFE	CATERING	$ 268.50
28/11/2018	EF062136	RUBEK AUTOMATIC DOORS	AUTOMATIC DOOR SERVICES	$ 508.20
28/11/2018	EF062137	ELLENBY TREE FARM PTY LTD	NURSERY SUPPLIES	$ 715.00
28/11/2018	EF062138	IPWEA (INSTITUTE OF PUBLIC WORKS ENGINEERING)	MEMBERSHIP	$ 434.50
28/11/2018	EF062139	BENARA NURSERY	NURSERY SUPPLIES	$ 1,156.36
28/11/2018	EF062140	BUSSELTON REFRIGERATION & AIRCONDITIONING	REFRIGERATION/AIR CONDITIONING SERVICES	$ 1,250.00
28/11/2018	EF062141	SOUTHWEST TYRE SERVICE	PLANT TYRE SUPPLIER / REPAIRER	$ 8,323.30
28/11/2018	EF062142	BRAD GOODE & ASSOCIATES PTY LTD	CONSULTANCY SERVICES	$ 4,441.67
28/11/2018	EF062143	COATES HIRE	HIRE EQUIPMENT SERVICES	$ 5,257.16
28/11/2018	EF062144	DAVID MILDWATERS ELECTRICAL	MAINTENANCE SERVICES	$ 10,821.00
28/11/2018	EF062145	CHUBB FIRE & SECURITY PTY LTD	FIRE EQUIPMENT SERVICES	$ 387.24
28/11/2018	EF062146	BAREFOOT BOOKS	LIBRARY RESOURCES	$ 784.47
28/11/2018	EF062147	CARDNO (WA) PTY LTD	CONSULTANCY SERVICES	$ 35,299.00
28/11/2018	EF062148	BUSSELTON CHAMBER OF COMMERCE AND INDUSTRY	MEMBERSHIP	$ 5,000.00
28/11/2018	EF062149	TECHNOLOGY ONE LIMITED	SOFTWARE SERVICES	$ 11,000.00
28/11/2018	EF062150	SOUTHERN MACHINING & MAINTENANCE	PLANT MAINTENANCE SERVICES	$ 817.31
28/11/2018	EF062151	CARBONE BROS PTY LTD	LIMESTONE SUPPLIES / CARTAGE SERVICES	$ 3,646.06
28/11/2018	EF062152	BUSSELTON WELDING SERVICES	WELDING SERVICES	$ 778.80
28/11/2018	EF062153	TRUCKLINE	PLANT PURCHASES / SERVICES / PARTS	$ 224.14
28/11/2018	EF062154	EARTH 2 OCEAN COMMUNICATIONS	COMMUNICATION SERVICES - RADIO REPAIRS	$ 1,787.40
28/11/2018	EF062155	HITACHI CONSTRUCTION MACHINERY	PLANT PURCHASES / SERVICES / PARTS	$ 536.18
28/11/2018	EF062156	FLOWERS ON PRINCE	FLOWERS AND GIFTS	$ 85.00
28/11/2018	EF062157	BUNBURY HIAB AND TILTRAY (HOTMAC GOLD PTY LTD T/	TILT TRAY SERVICES	$ 1,611.50
28/11/2018	EF062158	D W & S V ROBERTS	CONCRETE SERVICES	$ 1,923.90
28/11/2018	EF062159	CLEANAWAY	WASTE MANAGEMENT SERVICES	$ 5,341.19
28/11/2018	EF062160	AUTO ONE	PLANT PURCHASES / SERVICES / PARTS	$ 2,364.97

DATE	PAYMENT REF	NAME	DESCRIPTION	AMOUNT
28/11/2018	EF062161	DUXTON HOTEL	ACCOMMODATION	$ 227.00
28/11/2018	EF062162	CRACKPOTS	STINGER NET SUPPLIER	$ 105,050.00
28/11/2018	EF062163	RICOH BUSINESS CENTRE	OFFICE EQUIPMENT SERVICES - PHOTOCOPYING	$ 8,924.68
28/11/2018	EF062164	INNOVEST CONSTRUCTION	CONSTRUCTION SERVICES	$ 6,552.70
28/11/2018	EF062165	WREN OIL	WASTE OIL SERVICES	$ 33.00
28/11/2018	EF062166	SUEZ RECYCLING & RECOVERY PTY LTD	WASTE MANAGEMENT SERVICES	$ 1,799.60
28/11/2018	EF062167	CAPE CELLARS BUSSELTON	REFRESHMENTS	$ 585.95
28/11/2018	EF062168	SPORTSWORLD OF WA	SPORT EQUIPMENT SUPPLIER	$ 1,171.30
28/11/2018	EF062169	NVMS (NOISE & VIBRATION SYSTEMS) P/L	NOISE LEVEL ANALYSER SUPPLIER	$ 32,601.14
28/11/2018	EF062170	SPORTS TURF ASSOCIATION (WA) INC	MEMBERSHIP	$ 350.00
28/11/2018	EF062171	BURKE AIR	AIR CONDITIONING SERVICES	$ 3,159.31
28/11/2018	EF062172	COCA COLA - AMATIL PTY LTD	GLC KIOSK PURCHASES	$ 1,738.84
28/11/2018	EF062173	WML CONSULTANTS PTY LTD	CONSULTANCY SERVICES	$ 489.50
28/11/2018	EF062174	LOCK AROUND THE CLOCK	SECURITY SERVICES	$ 33.00
28/11/2018	EF062175	SURVCON PTY LTD	SURVEY SERVICES	$ 10,137.63
28/11/2018	EF062176	GANNAWAYS CHARTER AND TOURS	BUS HIRE SERVICE	$ 870.00
28/11/2018	EF062177	GEOGRAPHE CAMPING AND TACKLE WORLD	OUTDOOR EQUIPMENT SUPPLIER	$ 149.00
28/11/2018	EF062178	GRASSIAS TURF MANAGEMENT	CRICKET PITCH MANAGEMENT SERVICES	$ 3,900.00
28/11/2018	EF062179	HERBERT SMITH FREEHILLS	LEGAL SERVICES	$ 22,554.93
28/11/2018	EF062180	GEOGRAPHE SAWS AND MOWERS	PLANT PURCHASES / SERVICES / PARTS	$ 2,252.80
28/11/2018	EF062181	SAFE & SURE SECURITY PTY LTD	SECURITY SERVICES - ALARM OCCURANCE	$ 990.00
28/11/2018	EF062182	DUNSBOROUGH YALLINGUP CHAMBER OF COMMERCE &	CONSULTANCY SERVICES	$ 250.00
28/11/2018	EF062183	PACIFIC BIOLOGICS WAREHOUSE	CHEMICAL SERVICES	$ 20,341.26
28/11/2018	EF062184	CITY AND REGIONAL FUELS	FUEL SERVICES	$ 5,470.66
28/11/2018	EF062185	LD TOTAL	LANDSCAPING SERVICES	$ 5,527.50
28/11/2018	EF062186	TOTAL HORTICULTURAL SERVICES	LANDSCAPING SERVICES	$ 25,428.58
28/11/2018	EF062187	VINEPOWER MARGARET RIVER PTY LTD	LANDSCAPING SERVICES	$ 1,694.00
28/11/2018	EF062188	GUMPTION PTY LTD	ADVERTISING SERVICES	$ 2,178.00
28/11/2018	EF062189	REFACE INDUSTRIES PTY LTD	LIBRARY RESOURCES	$ 1,040.52
28/11/2018	EF062190	FPA AUSTRALIA	MEMBERSHIP	$ 3,320.00
28/11/2018	EF062191	BDA TREE LOPPING	TREE LOPPING SERVICES	$ 139,312.20
28/11/2018	EF062192	PLANNING INSTITUTE OF AUSTRALIA INC	TRAINING SERVICES	$ 870.00
28/11/2018	EF062193	TRADE HIRE	PLANT HIRE & EQUIPMENT SERVICES	$ 6,415.52
28/11/2018	EF062194	DOOR HARDWARE SOLUTIONS	HARDWARE SUPPLIES	$ 930.16
28/11/2018	EF062195	CAPE RURAL CONTRACTING	FIRE CONTROL SERVICES	$ 20,669.00
28/11/2018	EF062196	MAIA FINANCIAL	LEASING PAYMENTS	$ 118,784.45
28/11/2018	EF062197	BROADWATER BRICK PAVING	PAVING SERVICES	$ 380.00

DATE	PAYMENT REF	NAME	DESCRIPTION	AMOUNT
28/11/2018	EF062198	VINTEC ELECTRICAL	ELECTRICAL SERVICES	$ 158.00
28/11/2018	EF062199	CAMMS	INTERPLAN RELATED EXPENSES	$ 8,800.00
28/11/2018	EF062200	MJB INDUSTRIES PTY LTD	DRAINAGE SUPPLIES	$ 68,565.38
28/11/2018	EF062201	REPEAT PLASTICS (WA)	PLASTIC PRODUCT SUPPLIER	$ 4,270.71
28/11/2018	EF062202	ASCENT ENGINEERING PTY LTD	ENGINEERING SERVICES	$ 6,539.50
28/11/2018	EF062203	SHORE COASTAL PTY LTD	COASTAL CONSULTANCY SERVICES	$ 1,892.00
28/11/2018	EF062204	HART SPORT	SPORT EQUIPMENT SUPPLIER	$ 77.40
28/11/2018	EF062205	STRATEGEN ENVIRONMENTAL CONSULTANTS PTY LTD	CONSULTANCY SERVICES	$ 12,710.50
28/11/2018	EF062206	CAPE DRYCLEANERS	LINEN CLEANING SERVICES	$ 20.30
28/11/2018	EF062207	HIP POCKET WORK WEAR AND SAFETY	UNIFORMS & PROTECTIVE CLOTHING	$ 458.62
28/11/2018	EF062208	NEVERFAIL SPRINGWATER LTD	WATER REFILL SERVICE - DUNS WASTE FACILI	$ 258.55
28/11/2018	EF062209	T-QUIP	MOWER PARTS & SERVICE	$ 1,237.85
28/11/2018	EF062210	LOCAL GOVERNMENT PROFESSIONALS AUSTRALIA (WA D	TRAINING SERVICES	$ 6,780.00
28/11/2018	EF062211	BEACHLANDS LAWNMOWING SERVICE	LAWN MOWING SERVICE	$ 260.00
28/11/2018	EF062212	ROWELL CONSULTING SERVICES P/L	REFUND ROADWORKS BOND	$ 21,520.00
30/11/2018	EF062213	ARBOR GUY	TREE MAINTENANCE SERVICES	$ 4,840.00
30/11/2018	EF062214	NAOMI SEARLE	STAFF REIMBURSEMENT	$ 90.00
30/11/2018	EF062215	LANDSAVE ORGANICS	LANDSCAPING SERVICE	$ 8,244.50
30/11/2018	EF062216	CR. J McCALLUM	COUNCILLOR PAYMENT	$ 645.40
30/11/2018	EF062217	HEATLEYS SAFETY & INDUSTRIAL	SAFETY EQUIPMENT	$ 3,080.41
30/11/2018	EF062218	AUSQ TRAINING	TRAINING SERVICES	$ 446.00
30/11/2018	EF062219	PHASE 3 LANDSCAPE CONSTRUCTION PTY LTD	LANDSCAPING SERVICES	$ 122,277.60
30/11/2018	EF062220	ERTECH PTY LTD	AIRPORT DESIGN AND CONSTRUCTION	$ 44,000.00
30/11/2018	EF062221	COLIN WOODFORD CARPENTRY & FINE FURNITURE	CARPENTRY SERVICES	$ 9,345.00
30/11/2018	EF062222	BINDI NUTRITION PTY LTD	ENERGY AND NUTRITION PRODUCTS	$ 292.34
30/11/2018	EF062223	MARGARET RIVER BUSSELTON TOURISM ASSOCIATION	ADVERTISING	$ 1,446.00
30/11/2018	EF062224	NARA TRAINING & ASSESSING	TRAINING SERVICES	$ 400.00
30/11/2018	EF062225	OCEAN AIR CARPET CARE	CLEANING SERVICES	$ 8,921.55
30/11/2018	EF062226	ALINTA ENERGY	ELECTRICITY	$ 426.15
30/11/2018	EF062227	ABEC ENVIRONMENTAL CONSULTING PTY LTD	ENVIRONMENTAL CONSULTING	$ 1,232.00
30/11/2018	EF062228	STUDIO EVANS LANE	FEASIBILITY AND DESIGN SERVICES	$ 4,160.00
30/11/2018	EF062229	DUNSBOROUGH CONCRETE	CONCRETE SUPPLIES	$ 12,947.00
30/11/2018	EF062230	KITCHEN TAKEOVERS	CATERING	$ 447.00
30/11/2018	EF062231	WIDEBAND NETWORKS PTY LTD	NBN BROADBAND	$ 2,676.70
30/11/2018	EF062232	PRACSYS	COMMERCIAL ASSESSMENT	$ 3,575.00
30/11/2018	EF062233	RENEE WEBSE ART THERAPY	CHILDREN ART WORKSHOPS	$ 420.00
30/11/2018	EF062234	BOZBUILT	SERVICES CARAVAN EQUIPMENT	$ 1,174.00

DATE	PAYMENT REF	NAME	DESCRIPTION	AMOUNT
30/11/2018	EF062235	WATERMAN IRRIGATION	SOLAR POWERED ALGAE CONTROLLER	$ 2,826.45
30/11/2018	EF062236	ADAM DAVEY CONSULTING	TURF CONSULTANT	$ 1,083.50
30/11/2018	EF062237	QCLICK & KANGA HOSTING AUSTRALIA	WEBSITE HOSTING SERVICES	$ 5,745.52
30/11/2018	EF062238	BILLY HILLS COUNTRY SMOKEHOUSE	SMOKED MEATS	$ 250.00
30/11/2018	EF062239	KATE FRANCIS	REFUND DOG LICENCE	$ 150.00
30/11/2018	EF062240	NAOMI WHISSON	ANIMAL REGISTRATION REFUND	$ 77.50
30/11/2018	EF062241	ROSEMAREE GIBBONS	ANIMAL REGISTRATION REFUND	$ 51.67
30/11/2018	EF062242	C & G NORRIS	INSTALLATION OF SCHEME WATER FOR IRRIGA	$ 8,650.00
30/11/2018	EF062243	MARGARET UNSWORTH	INSTALLATION OF SCHEME WATER FOR IRRIGAT	$ 5,150.00
30/11/2018	EF062244	STEWART & HEATON CLOTHING CO PTY LTD	PROTECTIVE CLOTHING SUPPLIER	$ 4,021.90
30/11/2018	EF062245	KD POWER & CO	MAINTENANCE SERVICES	$ 481.08
30/11/2018	EF062246	LAWRENCE & HANSON	ELECTRICAL/PROTECTIVE CLOTHING SUPPLIES	$ 2,156.73
30/11/2018	EF062247	BSEWA	ELECTRICAL SERVICES	$ 20,006.78
30/11/2018	EF062248	COLES	COUNCIL & STAFF REFRESHMENTS	$ 692.49
30/11/2018	EF062249	SOILS AINT SOILS	NURSERY SUPPLIES	$ 1,240.00
30/11/2018	EF062250	TRUCKLINE	PLANT PURCHASES / SERVICES / PARTS	$ 257.14
30/11/2018	EF062251	CLEANAWAY	WASTE MANAGEMENT SERVICES	$ 91,269.26
30/11/2018	EF062252	INNOVEST CONSTRUCTION	CONSTRUCTION SERVICES	$ 202,295.55
30/11/2018	EF062253	BDA TREE LOPPING	TREE LOPPING SERVICES	$ 139,312.80
30/11/2018	EF062254	MAIA FINANCIAL	LEASING PAYMENTS	$ 13,657.41
30/11/2018	EF062255	CAPITAL FINANCE AUSTRALIA LTD	LEASING PAYMENTS	$ 26,412.79
30/11/2018	EF062256	GRASSIAS TURF MANAGEMENT	CRICKET PITCH MANAGEMENT SERVICES	$ 3,900.00
				$ 5,777,645.94

TRUST ACCOUNT -NOVEMBER 2018

8/11/2018	007419	BUILDING COMMISSION	REGISTRATIONS / LEVY PAYMENTS	$ 24,360.57
12/11/2018	007420	BCITF & BRB LEVY REFUNDS	REFUNDS	$ 61.65
13/11/2018	007421	CONSTRUCTION TRAINING FUND	BCITF LEVY	$ 395.20
13/11/2018	007422	CITY OF BUSSELTON	VARIOUS REIMBURSEMENTS	$ 663.00
				$ 25,480.42

INTERNAL PAYMENT VOUCHERS OCTOBER 2018

16/10/2018	DD003616	R.SANDERS	REVERSAL OF BPAY PAYMENT	$ 242.50
17/10/2018	DD003617	D.L. WILLIAMS	REFUND OF RATE OVERPAYMENT	$ 486.33
24/10/2018	DD003618	C.JOHNSON	REVERSAL OF BPAY PAYMENT	$ 82.00
31/10/2018	DD003619	ANZ BANK	BANK FEES	$ 135.00
7/11/2018	DD003620	CITY OF BUSSELTON	PAYROLL DEDUCUIONS	$ 761,261.63
7/11/2018	DD003621	CALTEX AUSTRALIA PETROLEUM PTY LTD	FUEL SERVICES	$ 72,562.18

DATE	PAYMENT REF	NAME	DESCRIPTION	AMOUNT
7/11/2018	DD003622	ANZ BANK - VISA CARD	CREDIT CARD PAYMENT	$ 14,396.70
1/11/2018	DD003623	LES MILLS	LES MILLS LICENCE FEE	$ 749.20
1/11/2018	DD003624	LES MILLS	LES MILLS LICENCE FEE	$ 561.90
1/11/2018	DD003625	ANZ BANK	BPAY BANK FEES	$ 2,404.55
1/11/2018	DD003626	ANZ BANK	BPAY TRANSACTION FEES	$ 200.51
5/11/2018	DD003627	ANZ BANK	BOOKING CANCELLATION	$ 187.50
5/11/2018	DD003628	ANZ BANK	BOOKING CANCELLATION	$ 82.00
7/11/2018	DD003629	ANZ BANK	BANK FEES	$ 340.58
7/11/2018	DD003630	ANZ BANK	BANK FEES	$ 180.18
14/11/2018	DD003631	CITY OF BUSSELTON	INCORRECT PAYMENT TO PROPERTY	$ 427.00
1/11/2018	DD003632	ANZ BANK	MERCHANT FEE	$ 6,711.00
5/11/2018	DD003633	COMMONWEALTH BANK	MERCHANT FEES	$ 2,055.13
21/11/2018	DD003634	CITY OF BUSSELTON	PAYROLL DEDUCTIONS	$ 767,607.84
21/11/2018	DD003635	CITY OF BUSSELTON	PAYROLL DEDUCTIONS	$ 1,222.00
21/11/2018	DD003640	CITY OF BUSSELTON	PAYROLL DEDUCTIONS	$ 228.33
26/11/2018	DD003641	RATE REFUNDS	REFUND OF RATE OVERPAYMENT	$ 927.00
21/11/2018	DD003642	FINES ENFORCEMENT REGISTRY	TRAFFIC INFRINGEMENTS	$ 5,143.50
28/11/2018	DD003643	D.FURSDON	REVERSAL OF BPAY PAYMENT	$ 159.35
28/11/2018	DD003644	RATE REFUNDS	REFUND OF RATE OVERPAYMENT	$ 491.00
				$ 1,638,844.91
			Total	**$ 8,378,516.53**

LISTING OF PAYMENTS MADE
UNDER DELEGATED AUTHORITY
FOR THE MONTH OF DECEMBER 2018

MUNICIPAL ACCOUNT	CHEQUE # 116470 - 116528	$ 367,234.27
ELECTRONIC TRANSFER PAYMENTS	EFO62257 - EFO62800	$ 4,888,306.61
TRUST ACCOUNT	-	$ -
INTERNAL PAYMENT VOUCHERS	DD3645 - DD3664	$ 121,186.69
		$ 5,376,727.57

DATE	PAYMENT REF	NAME	DESCRIPTION	AMOUNT
5/12/2018	116470	CITY OF BUSSELTON - PETTY CASH	PETTY CASH REIMBURSEMENT	$ 200.00
6/12/2018	116471	CITY OF BUSSELTON	VARIOUS REIMBURSEMENTS	$ 5,573.84
6/12/2018	116472	CALLOWS CORNER NEWS	NEWSAGENCY / STATIONERY SUPPLIES	$ 458.00
6/12/2018	116473	MAUREEN JANET CLARK	REFUND LAND TRANSFER MONIES	$ 8,160.81
7/12/2018	116474	BUSSELTON WATER CORPORATION	WATER SERVICES	$ 4,151.70
7/12/2018	116475	TELSTRA CORPORATION	COMMUNICATION SERVICES	$ 9,073.71
7/12/2018	116476	SYNERGY	ELECTRICITY SUPPLIES	$ 86,849.60
7/12/2018	116477	DEPT OF THE ATTORNEY GENERAL	PROSECUTION NOTICES	$ 256.60
7/12/2018	116478	KATE FRANCIS	REFUND DOG LICENCE	$ 150.00
12/12/2018	116479	DONATIONS	DONATION	$ 2,000.00
12/12/2018	116480	CITY OF BUSSELTON - PETTY CASH	PETTY CASH REIMBURSEMENT	$ 528.80
12/12/2018	116481	DEPARTMENT OF TRANSPORT	PLANT REGISTRATION	$ 327.00
12/12/2018	116482	ARTGEO PETTY CASH	PETTY CASH REIMBURSEMENT	$ 81.50
12/12/2018	116483	DUNSBOROUGH PUBLIC LIBRARY - PETTY CASH	PETTY CASH REIMBURSEMENT	$ 143.35

DATE	PAYMENT REF	NAME	DESCRIPTION	AMOUNT
12/12/2018	116484	BUSSELTON PUBLIC LIBRARY - PETTY CASH	PETTY CASH REIMBURSEMENT	$ 220.00
12/12/2018	116485	ANIMAL TRAP REFUNDS	REFUND OF ANIMAL TRAP BOND	$ 100.00
12/12/2018	116486	ANIMAL TRAP REFUNDS	REFUND OF ANIMAL TRAP BOND	$ 100.00
12/12/2018	116487	ANIMAL TRAP REFUNDS	REFUND OF ANIMAL TRAP BOND	$ 100.00
12/12/2018	116488	RATE REFUNDS	REFUND OF RATE OVERPAYMENT	$ 24.72
12/12/2018	116489	SUNDRY CHQ CREDITOR	MARINE BOND REFUIND	$ 4,500.00
14/12/2018	116490	TELSTRA CORPORATION	COMMUNICATION SERVICES	$ 78.99
14/12/2018	116491	WATER CORPORATION	WATER SERVICES	$ 16,894.39
14/12/2018	116492	SYNERGY	ELECTRICITY SUPPLIES	$ 3,605.00
14/12/2018	116493	BOND ADMINISTRATOR	AGED HOUSING BONDS	$ 703.60
14/12/2018	116494	AUSTRALIA POST	POSTAL SERVICE	$ 5,090.94
17/12/2018	116495	HALL & KEY DEPOSITS	REFUND OF HALL & KEY DEPOSITS	$ 200.00
17/12/2018	116496	HALL & KEY DEPOSITS	REFUND OF HALL & KEY DEPOSITS	$ 200.00
17/12/2018	116497	HALL & KEY DEPOSITS	REFUND OF HALL & KEY DEPOSITS	$ 200.00
17/12/2018	116498	HALL & KEY DEPOSITS	REFUND OF HALL & KEY DEPOSITS	$ 200.00
17/12/2018	116499	HALL & KEY DEPOSITS	REFUND OF HALL & KEY DEPOSITS	$ 500.00
17/12/2018	116500	HALL & KEY DEPOSITS	REFUND OF HALL & KEY DEPOSITS	$ 200.00
17/12/2018	116501	HALL & KEY DEPOSITS	REFUND OF HALL & KEY DEPOSITS	$ 200.00
17/12/2018	116502	HALL & KEY DEPOSITS	REFUND OF HALL & KEY DEPOSITS	$ 185.00
17/12/2018	116503	BUSSELTON JETTY TOURIST PARK - REFUNDS	JETTY TOURIST PARK BOND	$ 404.00
17/12/2018	116504	HALL & KEY DEPOSITS	REFUND OF HALL & KEY DEPOSITS	$ 285.00
17/12/2018	116505	DEPARTMENT OF TRANSPORT	PLANT REGISTRATION	$ 327.00
17/12/2018	116506	THOMAS MAZEY	ART SALES	$ 45.50
17/12/2018	116507	VERGE & CROSSOVER BONDS	CROSSOVER SUBSIDY PAYMENT	$ 337.40
17/12/2018	116508	OFFICE OF THE CEO - PETTY CASH	PETTY CASH REIMBURSEMENT	$ 452.80
17/12/2018	116509	HALL & KEY DEPOSITS	REFUND OF HALL & KEY DEPOSITS	$ 55.00
17/12/2018	116510	HALL & KEY DEPOSITS	REFUND OF HALL & KEY DEPOSITS	$ 130.00
18/12/2018	116511	WA STRATA MANAGEMENT	STRATA LEVY FEES & WATER CONSUMPTION	$ 4,051.10
18/12/2018	116512	BUSSELTON WATER CORPORATION	WATER SERVICES	$ 71,795.79
18/12/2018	116513	CALLOWS CORNER NEWSAGENCY	STAFF SOCIAL CLUB - LOTTO	$ 373.30
18/12/2018	116514	WATER CORPORATION	WATER SERVICES	$ 21,449.69
18/12/2018	116515	TIMCARE DISTRIBUTORS	CHEMICAL CLEANING SUPPLIER	$ 2,017.73
18/12/2018	116516	SYNERGY	ELECTRICITY SUPPLIES	$ 14,496.80
18/12/2018	116517	FRED ROSE EXCAVATOR HIRE	EARTHMOVING - WASTE FACILITY & ROADWORKS	$ 20,933.00
18/12/2018	116518	CORNERSTONE CHURCH OF CHRIST INC	EVENT SPONSORSHIP	$ 2,200.00
20/12/2018	116519	CITY OF BUSSELTON	VARIOUS REIMBURSEMENTS	$ 5,689.42
20/12/2018	116520	CALLOWS CORNER NEWS	NEWSAGENCY / STATIONERY SUPPLIES	$ 284.00

DATE	PAYMENT REF	NAME	DESCRIPTION	AMOUNT
19/12/2018	116521	GEOGRAPHE LEISURE CENTRE - PETTY CASH	PETTY CASH REIMBURSEMENT	$ 242.05
21/12/2018	116522	TELSTRA CORPORATION	COMMUNICATION SERVICES	$ 7,593.30
21/12/2018	116523	WATER CORPORATION	WATER SERVICES	$ 572.69
21/12/2018	116524	SYNERGY	ELECTRICITY SUPPLIES	$ 43,802.31
21/12/2018	116526	FRED ROSE EXCAVATOR HIRE	EARTHMOVING - WASTE FACILITY & ROADWORKS	$ 13,068.00
21/12/2018	116527	DOG REGISTRATION REFUNDS	REFUND DOG REGISTRATION	$ 150.00
21/12/2018	116528	WATER CORPORATION	WATER SERVICES	$ 5,220.84
				$ 367,234.27
		ELECTRONIC TRANSFER PAYMENTS - DECEMBER 2018		
6/12/2018	EF062257-EF062261	Void	Void	$ -
6/12/2018	EF062262	HIF	HEALTH INSURANCE	$ 239.35
6/12/2018	EF062263	PAY-PLAN PTY LTD	SALARY PACKAGING	$ 17,032.34
6/12/2018	EF062264	GR & LC CHRISTIAN	RENTAL LEASE AGREEMENT	$ 1,200.00
6/12/2018	EF062265	ACTON SOUTH WEST	STAFF REIMBURSEMENT	$ 1,100.00
6/12/2018	EF062266	AUSTRALIAN TAXATION OFFICE	PAYG TAXATION	$ 229,070.00
6/12/2018	EF062267	AUSTRALIAN SERVICES UNION	UNION FEES	$ 99.60
6/12/2018	EF062268	HBF HEALTH LIMITED	MEDICAL INSURANCE	$ 547.95
6/12/2018	EF062269	LOCAL GOV'T RACE COURSE & CEMETERY EMPLOYEES	UNION FEES	$ 420.26
6/12/2018	EF062270	DEPUTY CHILD SUPPORT REGISTRAR	SALARY DEDUCTIONS	$ 574.76
6/12/2018	EF062271	CITY OF BUSSELTON-SOCIAL CLUB	SOCIAL CLUB REIMBURSEMENT	$ 216.00
6/12/2018	EF062272	STAFF CHRISTMAS CLUB	PAYROLL DEDUCTIONS	$ 4,437.18
5/12/2018	EF062274	GEOGRAPHE BAY FOOTBALL CLUB	KIDSPORT VOUCHER	$ 1,932.00
5/12/2018	EF062275	BAY SIGNS	SIGNAGE SERVICES	$ 4,823.40
5/12/2018	EF062276	GREG FLEAY'S PLUMBING SERVICE	PLUMBING SERVICES	$ 6,756.32
5/12/2018	EF062277	BROADWATER BRICK PAVING	PAVING SERVICES	$ 3,374.00
7/12/2018	EF062278	OLIVER DARBY	STAFF REIMBURSEMENT	$ 79.99
7/12/2018	EF062279	DENNIS HADDON	ART SALES	$ 28.00
7/12/2018	EF062280	CR. G HENLEY	COUNCILLOR PAYMENT	$ 10,350.84
7/12/2018	EF062281	PHIL HOLLETT PHOTOGRAPHY	ART SALES	$ 22.40
7/12/2018	EF062282	DIXIE BUTLER	ART SALES	$ 28.00
7/12/2018	EF062283	TRACIE ANDERSON	ART SALES	$ 283.50
7/12/2018	EF062284	KEVAN COLLETT	ART SALES	$ 10.50
7/12/2018	EF062285	ELIZABETH ROYCE	ART SALES	$ 63.00
7/12/2018	EF062286	CR. J McCALLUM	COUNCILLOR PAYMENT	$ 4,412.24
7/12/2018	EF062287	DOROTHY SADDLETON	ART SALES	$ 10.50
7/12/2018	EF062288	PAY-PLAN PTY LTD	SALARY PACKAGING	$ 351.86
7/12/2018	EF062289	MARGARET PARKE	ART SALES	$ 48.00

DATE	PAYMENT REF	NAME	DESCRIPTION	AMOUNT
7/12/2018	EF062290	PHASE 3 LANDSCAPE CONSTRUCTION PTY LTD	LANDSCAPING SERVICES	$ 39,911.74
7/12/2018	EF062291	GRACE RECORDS MANAGEMENT (AUSTRALIA) PTY LTD	STORAGE SERVICES	$ 457.58
7/12/2018	EF062292	MATTHEW SHARP	ART SALES	$ 80.50
7/12/2018	EF062293	CR. R BENNETT	COUNCILLOR PAYMENT	$ 2,759.42
7/12/2018	EF062294	PANCAKE DESIGNS RESIN	ART SALES	$ 176.05
7/12/2018	EF062295	NALDA HOSKINS	ART SALES	$ 51.30
7/12/2018	EF062296	SEA CHANGE NEWS & GIFTS	LIBRARY RESOURCES - NEWSPAPERS	$ 147.50
7/12/2018	EF062297	WELARM PTY LTD	BUSSELTON GROUNDWATER INVESTIGATION	$ 114,453.00
7/12/2018	EF062298	BCP CIVIL & PLANT	EXCAVATOR & PLANT HIRE - VARIOUS WORKS	$ 35,291.67
7/12/2018	EF062299	JACQUELINE PERRY-STRICKLAND	ART SALES	$ 19.96
7/12/2018	EF062300	D MCKENZIE T/A LITORIA ECOSERVICES	CONSULTANCY SERVICES	$ 3,080.00
7/12/2018	EF062301	COLIN WOODFORD CARPENTRY & FINE FURNITURE	CARPENTRY SERVICES	$ 22,182.00
7/12/2018	EF062302	CR. R REEKIE	COUNCILLOR PAYMENT	$ 2,759.42
7/12/2018	EF062303	JONES MARINE	DIVING MAINTENANCE	$ 1,000.00
7/12/2018	EF062304	CR. R PAINE	COUNCILLOR PAYMENT	$ 2,759.42
7/12/2018	EF062305	CR. P CARTER	COUNCILLOR PAYMENT	$ 2,759.42
7/12/2018	EF062306	ALASTAIR TAYLOR	ART SALES	$ 12.60
7/12/2018	EF062307	ALINTA ENERGY	ELECTRICITY	$ 60.20
7/12/2018	EF062308	DEPARTMENT OF PLANNING, LANDS AND HERITAGE	PAYMENT CANCELLED	$ -
7/12/2018	EF062309	DAN HALL	STAFF REIMBURSEMENT	$ 2,970.00
7/12/2018	EF062310	RUTH BROOKS	ART SALES	$ 80.00
7/12/2018	EF062311	JENNIFER BROWN	ART SALES	$ 108.00
7/12/2018	EF062312	ELAMOORE NATURAL SOAPS & COSMETICS PTY LTD	ART SALES	$ 37.80
7/12/2018	EF062313	DION SPURGEON	STAFF REIMBURSEMENT	$ 10.45
7/12/2018	EF062314	TIFFANY SWEATMAN	STAFF REIMBURSEMENT	$ 73.35
7/12/2018	EF062315	CR. L MILES	COUNCILLOR PAYMENT	$ 2,759.42
7/12/2018	EF062316	CR. K HICK	COUNCILLOR PAYMENT	$ 2,759.42
7/12/2018	EF062317	MICHAEL VIVIAN	ART SALES	$ 17.50
7/12/2018	EF062318	BIOGASS RENEWABLES PTY LTD	WORKSHOP SCOPING OF LEACHATE EVAPORATION	$ 40,040.00
7/12/2018	EF062319	BLAKE MOORE	STAFF REIMBURSEMENT	$ 201.59
7/12/2018	EF062320	PAMELA BRITTAIN	ART TEACHING	$ 150.00
7/12/2018	EF062321	PETER & SHARYN BAKER	WATER CHARGES REIMBURSEMENT	$ 72.80
7/12/2018	EF062322	MARGARET BLAKEMAN	ART SALES	$ 210.00
7/12/2018	EF062323	THELMA CLUNING	ART SALES	$ 840.00
7/12/2018	EF062324	BEVERLEY BRYANT	BOND REFUND	$ 200.00
7/12/2018	EF062325	EMMA TAYLOR	ANIMAL REGISTRATION REFUND	$ 20.00
7/12/2018	EF062326	COTA WA	TBA	$ 357.50

DATE	PAYMENT REF	NAME	DESCRIPTION	AMOUNT
7/12/2018	EF062327	BEN ROBINSON	STAFF REIMBURSEMENT	$ 208.91
7/12/2018	EF062328	HAYLEY WATSON	STAFF REIMBURSEMENT	$ 173.54
7/12/2018	EF062329	HOLCIM (AUSTRALIA) PTY LTD	CONCRETE SERVICES	$ 2,951.52
7/12/2018	EF062330	KLEENHEAT GAS	GAS SERVICES	$ 341.55
7/12/2018	EF062331	ROTARY CLUB OF BUSSELTON GEOGRAPHE BAY	SPONSORSHIP / ADVERTISING	$ 14.00
7/12/2018	EF062332	COLES	COUNCIL & STAFF REFRESHMENTS	$ 319.64
7/12/2018	EF062333	INNOVEST CONSTRUCTION	CONSTRUCTION SERVICES	$ 1,521.88
7/12/2018	EF062334	OWEN G ISBEL	ART SALES	$ 62.40
7/12/2018	EF062335	WENDY SLEE	ART SALES	-$ 49.00
7/12/2018	EF062336	BROADWATER BRICK PAVING	PAVING SERVICES	$ 5,170.00
7/12/2018	EF062337	CELIA CLARE	ART SALES	$ 230.40
7/12/2018	EF062338	JMW REAL ESTATE	RATE REFUND	$ 563.00
7/12/2018	EF062339	RALPH SOHNS	YOUTH PROGRAM SERVICES	$ 604.50
7/12/2018	EF062340	INSURANCE COMMISSION OF WESTERN AUSTRALIA	GLC REFUND	$ 530.00
7/12/2018	EF062341	EJ & MC DURCAN	RATES REFUND	$ 1,143.68
14/12/2018	EF062343	DANIELL ABRAHAMSE	STAFF REIMBURSEMENT	$ 250.00
14/12/2018	EF062344	ENVISIONWARE PTY LTD	LIBRARY RESOURCES	$ 2,079.00
14/12/2018	EF062345	MIKE ARCHER	STAFF REIMBURSEMENT	$ 413.68
14/12/2018	EF062346	LINDA KUSAL	STAFF REIMBURSEMENT	$ 85.40
14/12/2018	EF062347	DEB HOLDEN	STAFF REIMBURSEMENT	$ 131.00
14/12/2018	EF062348	DIANA MCGIRR	STAFF REIMBURSEMENT	$ 73.65
14/12/2018	EF062349	OPTUS BILLING SERVICES PTY LTD	FIXED INTERNET ACCESS	$ 2,500.00
14/12/2018	EF062350	QUICK CORPORATE AUSTRALIA	STATIONERY AND OFFICE SUPPLIES	$ 1,414.51
14/12/2018	EF062351	BCP CIVIL & PLANT	EXCAVATOR & PLANT HIRE - VARIOUS WORKS	$ 38,691.65
14/12/2018	EF062352	BCP MATERIALS PTY LTD	SAND SUPPLIES	$ 2,141.42
14/12/2018	EF062353	BCP LIQUID WASTE	LIQUID WASTE SERVICES	$ 3,268.25
14/12/2018	EF062354	ERTECH PTY LTD	AIRPORT DESIGN AND CONSTRUCTION	$ 29,386.93
14/12/2018	EF062355	PRIME URBAN WA PTY LTD	LANDSCAPE IMPLEMENTATION BOND	$ 381,427.96
14/12/2018	EF062356	STALEY FOOD & PACKAGING	CLEANING CHEMICALS	$ 8,812.23
14/12/2018	EF062357	KITCHEN TAKEOVERS	CATERING	$ 606.60
14/12/2018	EF062358	LOIS BUCKERIDGE	ANIMAL REGISTRATION REFUND	$ 150.00
14/12/2018	EF062359	SEA CHANGE NEWS	STATIONERY AND OFFICE SUPPLIES	$ 314.60
14/12/2018	EF062360	MATERA ENVIRONMENTAL (WA) PTY LTD	HOOKLIFT WET HIRE	$ 13,701.87
14/12/2018	EF062361	SNEDDIN'S FENCING PRODUCTS	FENCING TOOLS	$ 470.10
14/12/2018	EF062362	PIRMIN HODEL	CUSTOMMADE EQUIPMENT	$ 1,500.00
14/12/2018	EF062363	BEN ROBINSON	STAFF REIMBURSEMENT	$ 208.91
14/12/2018	EF062364	CAROLYN BAKER	ARTGEO REFUND	$ 110.00

DATE	PAYMENT REF	NAME	DESCRIPTION	AMOUNT
14/12/2018	EF062365	SHAUN CARTER	BJTP REFUND	$ 1,292.00
14/12/2018	EF062366	DR & CR WATSON	BOND REFUND	$ 2,475.00
14/12/2018	EF062367	EDWARD PREVOST	BOND REFUND	$ 100.00
14/12/2018	EF062368	VICKI JAMES	STAFF REIMBURSEMENT	$ 54.30
14/12/2018	EF062369	VASSE BUSHFIRE BRIGADE	PETTY CASH REIMBURSEMENT	$ 52.50
14/12/2018	EF062370	BENARA NURSERY	NURSERY SUPPLIES	$ 7,529.03
14/12/2018	EF062371	COLES	COUNCIL & STAFF REFRESHMENTS	$ 552.48
14/12/2018	EF062372	KALOORUP BUSHFIRE BRIGADE	PETTY CASH REIMBURSEMENT	$ 214.20
14/12/2018	EF062373	BUSSELTON FOOTBALL & SPORTSMAN CLUB	COMMUNITY BID 2014 2015	$ 415.94
14/12/2018	EF062374	M & D SEBBES	BOND REFUND	$ 100.00
14/12/2018	EF062375	WENDY SLEE	ART SALES	$ 49.00
19/12/2018	EF062376	DATA 3	COMPUTER SOFTWARE SUPPLIER	$ 31,295.00
19/12/2018	EF062377	ELLIOTS IRRIGATION PTY LTD	IRRIGATION SERVICES	$ 838.20
19/12/2018	EF062378	WALGA	WALGA TRAINING SERVICES	$ 941.00
19/12/2018	EF062379	TRAFFIC FORCE	TRAFFIC MANAGEMENT SERVICES	$ 289.08
19/12/2018	EF062380	DUNSBOROUGH JUNIOR SOCCER CLUB INC	KIDSPORT VOUCHER	$ 150.00
19/12/2018	EF062381	DEPARTMENT OF PREMIER & CABINET STATE LAW PUBLISHER	LEGAL PUBLICATIONS	$ 103.95
19/12/2018	EF062382	BEYOND SAFETY	PROTECTIVE CLOTHING SUPPLIER	$ 122.40
19/12/2018	EF062383	DANTERR AGENCIES	MAINTENANCE SERVICES	$ 1,408.00
19/12/2018	EF062384	CLEVERPATCH	VACATION CARE SUPPLIES	$ 227.60
19/12/2018	EF062385	BUSSELTON HYDRAULIC SERVICES INC	HYDRAULIC SERVICES	$ 1,441.85
19/12/2018	EF062386	MEREDITH DIXON	STAFF REIMBURSEMENT	$ 259.09
19/12/2018	EF062387	FIRE & SAFETY WA	FIRE EQUIPMENT SUPPLIER	$ 224.68
19/12/2018	EF062388	LEEUWIN CIVIL PTY LTD	HIRE EQUIPMENT SERVICES	$ 21,459.63
19/12/2018	EF062389	ADELPHI TAILORING COMPANY	PROTECTIVE CLOTHING SUPPLIER	$ 803.00
19/12/2018	EF062390	BUSSELTON CONTRACTING	FIRE CONTROL SERVICES	$ 630.00
19/12/2018	EF062391	MEDILOSS BRECKEN HEALTH CARE	MEDICAL SERVICES	$ 419.10
19/12/2018	EF062392	TARVIA PTY LTD	ENGINEERING SERVICES	$ 4,021.93
19/12/2018	EF062393	MEDELECT	DEFIBRILLATOR MAINTENANCE	$ 286.00
19/12/2018	EF062394	BUSSELTON NETBALL ASSOCIATION	KIDSPORT VOUCHERS	$ 1,800.00
19/12/2018	EF062395	MAINSPRAY	WEED SPRAYING SERVICES	$ 7,854.00
19/12/2018	EF062396	JIGSAW SIGNS & PRINT	SIGNAGE SERVICES	$ 2,022.28
19/12/2018	EF062397	BUNBURY TRUCKS	PLANT PURCHASES / SERVICES / PARTS	$ 272.40
19/12/2018	EF062398	COMBINED TEAM SERVICES	TRAINING SERVICES	$ 10,670.00
19/12/2018	EF062399	AR PLUMBING & GAS SERVICE	PLUMBING SERVICES	$ 409.20
19/12/2018	EF062400	ALLMARK & ASSOCIATES PTY LTD	PARKING REQUIREMENTS	$ 1,232.00
19/12/2018	EF062401	RENT A FENCE	FENCE HIRE - BUSSELTON SKATE PARK	$ 32.21

DATE	PAYMENT REF	NAME	DESCRIPTION	AMOUNT
19/12/2018	EF062402	PHOENIX FOUNDRY PTY LTD	MEMORIAL PLAQUES SUPPLIER	$ 519.20
19/12/2018	EF062403	SHOREWATER MARINE PTY LTD	BSN JETTY REFURBISHMENT	$ 7,356.25
19/12/2018	EF062404	DEPARTMENT OF TRANSPORT	VEHICLE OWNERSHIP SEARCHES	$ 442.00
19/12/2018	EF062405	LANDSAVE ORGANICS	LANDSCAPING SERVICE	$ 11,737.00
19/12/2018	EF062406	BUNBURY CAMERA HOUSE	PHOTOGRAPHIC SERVICES	$ 1,446.95
19/12/2018	EF062407	CR. J McCALLUM	COUNCILLOR PAYMENT	$ 284.25
19/12/2018	EF062408	BRIDGESTONE	TYRE SERVICES	$ 884.71
19/12/2018	EF062409	WA EXTERNAL SOLUTIONS	GUTTER MAINTENANCE	$ 3,168.00
19/12/2018	EF062410	HEATLEYS SAFETY & INDUSTRIAL	SAFETY EQUIPMENT	$ 1,131.45
19/12/2018	EF062411	ACURIX NETWORKS	INTERNET WIFI ACCESS	$ 2,321.00
19/12/2018	EF062412	BUSSELTON BEARING SERVICES	BEARING SUPPLIES	$ 728.35
19/12/2018	EF062413	ROVERS JUNIOR FOOTBALL CLUB INC	KIDSPORT VOUCHERS	$ 870.00
19/12/2018	EF062414	GEO METALS	SHEET METAL SERVICES	$ 2,402.40
19/12/2018	EF062415	MCLEODS BARRISTERS & SOLICITORS	LEGAL SERVICES	$ 1,394.91
19/12/2018	EF062416	URBAN ART PROJECTS	STREET FURNITURE	$ 6,733.10
19/12/2018	EF062417	GEOGRAPHE FORD - BUSSELTON	VEHICLE PURCHASES / SERVICES / PARTS	$ 44,940.45
19/12/2018	EF062418	COUNTRY WOMENS HOCKEY CLUB	SPORTS FUNDING	$ 200.00
19/12/2018	EF062419	ENVIRONEX INTERNATIONAL PTY LTD	POOL CHEMICALS FOR GLC	$ 2,384.04
19/12/2018	EF062420	COMPLETE PORTABLES	PORTABLE TOILET HIRE	$ 1,071.40
19/12/2018	EF062421	COUNTRYS JUNIOR FOOTBALL CLUB	KIDSPORT VOUCHERS	$ 990.00
19/12/2018	EF062422	WESTS HOCKEY CLUB	KIDSPORT VOUCHERS	$ 400.00
19/12/2018	EF062423	YCW BASKETBALL CLUB	COMMUNITY BIDS	$ 2,324.50
19/12/2018	EF062424	JESSE WILLIAMSON	INTERACTIVE STORYTELLING PERFORMANCE	$ 350.00
19/12/2018	EF062425	RAIN BIRD AUSTRALIA	IRRIGATION SERVICES	$ 2,970.00
19/12/2018	EF062426	CRANEFORD PLUMBING PTY LTD	PLUMBING SERVICES	$ 7,361.65
19/12/2018	EF062427	BUSSELTON AMATEUR BASKETBALL ASSOCIATION	COMMUNITY BID & KIDSPORT VOUCHERS	$ 357.50
19/12/2018	EF062428	LOMAX MEDIA	ADVERTISING	$ 2,304.50
19/12/2018	EF062429	CLEANING MADE EASY	CLEANING SERVICES	$ 270.00
19/12/2018	EF062430	VASSE ROYALS FOOTBALL CLUB	KIDSPORT VOUCHERS	$ 2,240.00
19/12/2018	EF062431	LAWRENCE CONSULTING	ECONOMIC PROFILE	$ 2,200.00
19/12/2018	EF062432	ROMEX AUSTRALIA PTY LTD	AUTOMATED CAR PARK SYSTEM	$ 1,267.20
19/12/2018	EF062433	TESTO PTY LTD	THERMOMETERS	$ 220.55
19/12/2018	EF062434	SOUTH WEST PRINTING & PUBLISHING	ADVERTISING SERVICES	$ 3,229.30
19/12/2018	EF062435	BMA-BUSSELTON MARTIAL ARTS	KIDSPORT VOUCHERS	$ 484.00
19/12/2018	EF062436	MARGARET RIVER FENCING	MAINTENANCE SERVICES	$ 6,061.00
19/12/2018	EF062437	SOUTH WEST EMPLOYEE ASSISTANCE PROGRAM	MEDICAL SERVICES	$ 3,553.00
19/12/2018	EF062438	CR. R BENNETT	COUNCILLOR PAYMENT	$ 856.99

DATE	PAYMENT REF	NAME	DESCRIPTION	AMOUNT
19/12/2018	EF062439	WIGHT & EMMETT	GIFT VOUCHER	$ 250.00
19/12/2018	EF062440	SUMMERS CONSULTING	MOSQUITO BREEDING MONITORING	$ 643.50
19/12/2018	EF062441	SOUTH WEST WINDSCREEN & GLASS	PLANT WINDSCREEN REPAIRS	$ 413.46
19/12/2018	EF062442	PROTECTOR FIRE SERVICES	TRAINING SERVICES	$ 721.82
19/12/2018	EF062443	SEA CHANGE NEWS & GIFTS	LIBRARY RESOURCES - NEWSPAPERS	$ 198.10
19/12/2018	EF062444	PLANET FOOTPRINT PTY LTD	IT SOFTWARE	$ 988.90
19/12/2018	EF062445	WESTSIDE TILT TRAY SERVICE	ABANDONED CAR REMOVAL	$ 165.00
19/12/2018	EF062446	DUNSBOROUGH HARDWARE & HOME CENTRE	HARDWARE SERVICES	$ 829.90
19/12/2018	EF062447	NSCO CONSULTING	CONSULTANCY AND TRAINING	$ 461.08
19/12/2018	EF062448	OFFICEMAX AUSTRALIA LTD	STATIONERY SUPPLIES	$ 617.30
19/12/2018	EF062449	CAPE CRANE HIRE	CRANE HIRE	$ 1,001.00
19/12/2018	EF062450	DYMOCKS - BUSSELTON	LIBRARY RESOURCES	$ 545.35
19/12/2018	EF062451	BROADWATER MEDICAL CENTRE	MEDICAL SERVICES	$ 592.00
19/12/2018	EF062452	SPYKER TECHNOLOGIES PTY LTD	CCTV PRODUCTS AND SERVICES	$ 437.25
19/12/2018	EF062453	COLIN WOODFORD CARPENTRY & FINE FURNITURE	CARPENTRY SERVICES	$ 1,056.00
19/12/2018	EF062454	SANDGROPER CONTRACTING	LIQUID WASTE REMOVAL SERVICE	$ 350.00
19/12/2018	EF062455	CLOUTZ EVENT HIRE	ENTERTAINMENT	$ 194.75
19/12/2018	EF062456	COLES.COM.AU	COUNCIL & STAFF REFRESHMENTS	$ 1,049.19
19/12/2018	EF062457	GARAGE SALE TRAIL FOUNDATION	DELIVERY OF THE GARAGE SALE TRAIL	$ 5,599.00
19/12/2018	EF062458	COMMERCIAL TURF SERVICES	LAWN MOWER MECHANICAL SERVICES	$ 1,005.40
19/12/2018	EF062459	THE URBAN COFFEE HOUSE	CATERING	$ 1,753.00
19/12/2018	EF062460	EVERETT'S HOME AND YARD MAINTENANCE	MAINTENANCE SERVICES	$ 849.50
19/12/2018	EF062461	MANA KAI CAFE	CATERING	$ 450.00
19/12/2018	EF062462	MARKETFORCE PTY LTD	ADVERTISING SERVICES	$ 4,449.79
19/12/2018	EF062463	LOTEX FILTER CLEANING SERVICE	PLANT FILTER CLEANING SERVICE	$ 397.04
19/12/2018	EF062464	SPORTFIRST BUSSELTON	SPORTING PRODUCTS	$ 229.96
19/12/2018	EF062465	TROPHIES ON TIME	NAME BADGE SUPPLIER	$ 115.50
19/12/2018	EF062466	CALIBRE PROFESSIONAL SERVICES PTY LTD	ENGINEERING SERVICES	$ 30,030.00
19/12/2018	EF062467	SEASIDE LANDSCAPING CONTRACTORS	LANDSCAPING SERVICES	$ 6,050.00
19/12/2018	EF062468	APP CORPORATION PTY LTD	PROJECT MANAGEMENT SERVICES	$ 10,243.20
19/12/2018	EF062469	TYRECYCLE PTY LTD	TYRE RECYCLING	$ 1,597.38
19/12/2018	EF062470	GRASS TREES AUSTRALIA	GARDEN SERVICES	$ 335.00
19/12/2018	EF062471	FRONTLINE FIRE & RESCUE EQUIPMENT	EMERGENCY RESPONSE EQUIPMENT	$ 4,384.60
19/12/2018	EF062472	STIHL SHOP DUNSBOROUGH	PLANT PURCHASES / SERVICES / PARTS	$ 820.50
19/12/2018	EF062473	WESTERN IRRIGATION PTY LTD	BORE AND IRRIGATION SERVICES	$ 1,650.00
19/12/2018	EF062474	BARRY ALLEN ELECTRICAL SERVICES PTY LTD	ELECTRICAL SERVICES	$ 3,487.28
19/12/2018	EF062475	BUSSELTON AUTO ELECTRICS	AUTO ELECTRICAL SERVICES	$ 881.50

DATE	PAYMENT REF	NAME	DESCRIPTION	AMOUNT
19/12/2018	EF062476	BUNBURY COFFEE MACHINES	COFFEE MACHINE SUPPLIES - GLC	$ 1,223.95
19/12/2018	EF062477	BUNBURY AND DISTRICTS SOFTBALL ASSOCIATION INC	KIDSPORT VOUCHERS	$ 240.00
19/12/2018	EF062478	BUSSELTON STOCKFEEDS & PET SUPPLIES	ANIMAL SUPPLIES	$ 171.00
19/12/2018	EF062479	THE PLANT SUPPLY CO	NURSERY SERVICES	$ 2,306.70
19/12/2018	EF062480	IMAGELAB	ADVERTISING	$ 330.00
19/12/2018	EF062481	BUSSELTON DUNSBOROUGH MAIL	ADVERTISING SERVICES	$ 157.50
19/12/2018	EF062482	FOOTBALL FEDERATION SOUTH WEST	KIDSPORT VOUCHERS	$ 70.40
19/12/2018	EF062483	AUSTRALIAN BARBELL COMPANY	FITNESS EQUIPMENT	$ 1,093.76
19/12/2018	EF062484	NORTH METROPOLITAN TAFE	TRAINING SERVICES	$ 1,597.50
19/12/2018	EF062485	ABIGAIL COX	ENERGY AND NUTRITION PRODUCTS - GLC	$ 16.00
19/12/2018	EF062486	THE GOOSE RESTAURANT	CATERING	$ 3,400.00
19/12/2018	EF062487	DENADA SURVEYS PTY LTD	SURVEYING SERVICES	$ 330.00
19/12/2018	EF062488	TRUE TRACK TRUCK ALIGNING	WHEEL ALIGNMENT SERVICES	$ 400.00
19/12/2018	EF062489	MACHINERY WEST PTY LTD	MACHINERY SERVICE AND PARTS	$ 107.27
19/12/2018	EF062490	DOUTH CONTRACTING	PROPERTY & GARDEN MAINTENANCE	$ 2,166.01
19/12/2018	EF062491	COMMERCIAL AQUATICS AUSTRALIA	GLC MAINTENANCE SERVICES	$ 13,134.00
19/12/2018	EF062492	BOOMERS BASKETBALL CLUB	KIDSPORT VOUCHERS	$ 1,197.00
19/12/2018	EF062493	UNDERGROUND POWER DEVELOPMENT PTY LTD	STREET LIGHTING AND POWER DESIGN SERVICES	$ 2,035.00
19/12/2018	EF062494	XSCAPE AT THE CAPE	VACATION CARE EXCURSION	$ 780.00
19/12/2018	EF062495	SHERRI DANIELS	ENTERTAINER	$ 200.00
19/12/2018	EF062496	THREE CONSULTING PTY LTD	AIRLINE ENGAGEMENT CONSULTANT	$ 15,620.00
19/12/2018	EF062497	NATURALISTE TRAVEL	TRAVEL SERVICES	$ 534.00
19/12/2018	EF062498	CORSIGN WA PTY LTD	SINGAGE AND TRAFFIC ACCESSORIES	$ 7,143.40
19/12/2018	EF062499	SOUTHERN CROSS AUSTEREO	ADVERTISING	$ 1,100.00
19/12/2018	EF062500	LSV BORRELLO LAWYERS	LEGAL ADVICE	$ 2,475.00
19/12/2018	EF062501	ARTEZEN CAFE	CATERING	$ 365.00
19/12/2018	EF062502	SOUTH WEST SEASONS	ADVERTISING	$ 1,750.00
19/12/2018	EF062503	SARAH'S PLACE	HOMEWARE RETAILER	$ 885.00
19/12/2018	EF062504	CATALYSE PTY LTD	COMMUNITY SURVEY SERVICES	$ 4,383.50
19/12/2018	EF062505	WELL DONE INTERNATIONAL PTY LTD	AFTERHOURS CALL CENTRE SERVICE	$ 3,760.02
19/12/2018	EF062506	PREMIUM PUBLISHERS	ADVERTISING	$ 495.00
19/12/2018	EF062507	STALEY FOOD & PACKAGING	CLEANING CHEMICALS	$ 1,247.20
19/12/2018	EF062508	TONY WINDBERG	ART SALES; ART WORKSHOPS	$ 600.00
19/12/2018	EF062509	TRUCK CENTRE (WA) PTY LTD	NEW VEHICLE PARTS & SERVICE	$ 1,431.39
19/12/2018	EF062510	KOOMAL DREAMING	WELCOME TO COUNTRY PERFORMANCE	$ 450.00
19/12/2018	EF062511	DUNSBOROUGH & DISTRICTS WATER CARTAGE	WATER CARTAGE SERVICES	$ 3,753.75
19/12/2018	EF062512	PASSMORE AUTOMOTIVE	VEHICLE MAINTENANCE SERVICES	$ 135.00

DATE	PAYMENT REF	NAME	DESCRIPTION	AMOUNT
19/12/2018	EF062513	FYFE PTY LTD	CONTAMINATED LAND AUDITOR SERVICES	$ 1,375.00
19/12/2018	EF062514	ROWLEY LEGAL	LEGAL SERVICES	$ 462.00
19/12/2018	EF062515	BUSSELTON REWINDS	PLANT PURCHASES/SERVICES / PARTS	$ 1,073.05
19/12/2018	EF062516	ESPRESSO ESSENTIAL (WA) PTY LTD	LIBRARY RESOURCES	$ 544.97
19/12/2018	EF062517	NEWDEL SERVICES PTY LTD	METAL FABRICATION	$ 1,280.00
19/12/2018	EF062518	GEOBOX PTY LTD	VEHICLE CAMERAS	$ 264.00
19/12/2018	EF062519	SUPPER ROAD	CATERING	$ 1,555.00
19/12/2018	EF062520	TENDERLINK.COM	TENDER ADVERTISING	$ 385.00
19/12/2018	EF062521	IRDI LEGAL	LEGAL SERVICES	$ 5,188.60
19/12/2018	EF062522	MERCURE HOTEL PERTH	ACCOMMODATION	$ 1,102.00
19/12/2018	EF062523	VITACO HEALTH AUSTRALIA PTY LTD	HEALTH SUPPLEMENTS	$ 170.08
19/12/2018	EF062524	BAYTHE LINEN AND LAUNDRY	SUPPLY OF CLEAN LINEN	$ 381.33
19/12/2018	EF062525	FRESH AS	REFRESHMENTS	$ 416.85
19/12/2018	EF062526	ADVANCED DRIVEWAY SEALING	MAINTENANCE SERVICES	$ 27,472.94
19/12/2018	EF062527	WILD AND WOODS CAFE	CATERING	$ 741.00
19/12/2018	EF062528	PRIME MEDIA GROUP LTD	ADVERTISING SERVICES	$ 1,465.20
19/12/2018	EF062529	WASTECH ENGINEERING PTY LTD	WASTE COMPACTION SYSTEM	$ 4,206.07
19/12/2018	EF062530	CR. K HICK	COUNCILLOR PAYMENT	$ 473.88
19/12/2018	EF062531	PETER ZAPPA	PUBLIC ARTWORK	$ 10,917.50
19/12/2018	EF062532	DORSOGNA LIMITED	ICE CREAM AND SMALL GOODS	$ 1,935.44
19/12/2018	EF062533	EWS AUSTRALIA PTY LTD	WATER AND WEATHER MONITORING EQUIPMENT	$ 2,024.00
19/12/2018	EF062534	CORNERSTONE BASKETBALL CLUB	KIDSPORT VOUCHERS	$ 698.00
19/12/2018	EF062535	BELLROCK CLEANING SERVICES PTY LTD	CLEANING SERVICES	$ 52,800.60
19/12/2018	EF062536	ROB GRIFFITHS PRINTER	PRINTING SERVICES	$ 4,242.45
19/12/2018	EF062537	BLUEWATER MARINE	OUTBOARD MOTOR	$ 316.92
19/12/2018	EF062538	SARAH STRAHAN	BATTLE OF THE BANDS	$ 70.00
19/12/2018	EF062539	SCANIA AUSTRALIA PTY LTD	NEW VEHICLES, PARTS AND LABOUR	$ 341.78
19/12/2018	EF062540	JDM EARTHWORKS	STONEWORK SERVICES	$ 6,154.50
19/12/2018	EF062541	HOTEL IBIS PERTH	ACCOMMODATION	$ 1,921.50
19/12/2018	EF062542	ABBEY ASSET AND ENVIRONMENTAL MANAGEMENT (AAEM)	ASSET MANAGEMENT DATA MIGRATION SUPPORT	$ 5,995.00
19/12/2018	EF062543	INTERFIRE AGENCIES PTY LTD	FIRE, SAFETY, EMERGENCY EQUIPMENT	$ 7,813.81
19/12/2018	EF062544	POWERLYT GROUP PTY LTD	ENERGY ENGINEERING CONSULTANCY	$ 2,612.50
19/12/2018	EF062545	BP AUSTRALIA PTY LTD	CONSTRUCTION OF JET FUEL FACILITY	$ 1,429.92
19/12/2018	EF062546	PACK AND SEND	COURIER SERVICES	$ 90.00
19/12/2018	EF062547	HARVEY NORMAN AV/IT SUPERSTORE BUSSELTON	ELECTRICAL APPLIANCE SERVICES	$ 140.00
19/12/2018	EF062548	OEM GROUP PTY LTD	HIGH PRESSURE CLEANER	$ 3,166.02
19/12/2018	EF062549	THE GOOD EGG CAFE	VENUE HIRE AND CATERING	$ 535.00

DATE	PAYMENT REF	NAME	DESCRIPTION	AMOUNT
19/12/2018	EF062550	GALAXY 42 PTY LTD	SOFTWARE CONSULTANCY	$ 5,353.20
19/12/2018	EF062551	PAMELA BRITTAIN	ART TEACHING	$ 150.00
19/12/2018	EF062552	JCW ELECTRICAL GROUP PTY LTD	ELECTRICAL CONTRACTING	$ 1,257.52
19/12/2018	EF062553	THE DRUG DETECTION AGENCY - SOUTH WA	DRUG AND ALCOHOL MANAGEMENT SERVICES	$ 3,762.00
19/12/2018	EF062554	BLUE HORIZON PLUMBING & GAS	PLUMBING AND GAS SERVICES	$ 1,625.80
19/12/2018	EF062555	TRIBE PERTH	ACCOMMODATION	$ 1,302.80
19/12/2018	EF062556	BUSSELTON MELAMINE PRODUCTS	CABINETRY SUPPLIER	$ 1,015.00
19/12/2018	EF062557	EIS CONTROL PTYLTD	ELECTRICAL SERVICES	$ 4,531.99
19/12/2018	EF062558	ARTEFACT CREATIVE	PUBLIC ART CONSULTANCY SERVICES	$ 4,950.00
19/12/2018	EF062559	ONSITE RENTAL GROUP PTY LTD	DRY HIRE	$ 3,576.21
19/12/2018	EF062560	LINE-X BUNBURY	PROTECTIVE COATINGS FOR EQUIPMENT	$ 550.00
19/12/2018	EF062561	SOUTH WEST GRAFFITI CLEAN	MAINTENANCE SERVICES	$ 1,556.50
19/12/2018	EF062562	IAN MUTCH	ART WORK VASSE TOWN CENTRE ARCADE	$ 4,308.70
19/12/2018	EF062563	RESEARCH SOLUTIONS	MARKET RESEARCH	$ 13,887.50
19/12/2018	EF062564	KMART BUSSELTON	RETAIL HOME WARES	$ 522.65
19/12/2018	EF062565	SPORTSPOWER	SPORT EQUIPMENT SUPPLIER	$ 250.00
19/12/2018	EF062566	NATURALISTE TURF	TURF MAINTENANCE SERVICES	$ 29,663.91
19/12/2018	EF062567	ESPLANADE HOTEL - BUSSELTON	ACCOMMODATION	$ 247.00
19/12/2018	EF062568	CONTRAFLOW PTY LTD	TRAFFIC MANAGEMENT	$ 26,979.39
19/12/2018	EF062569	KENT LYON ARCHITECT	DESIGN SERVICES	$ 1,716.00
19/12/2018	EF062570	ECO FAERIES	SUSTAINABILITY EDUCATION	$ 720.00
19/12/2018	EF062571	SO SAFE SPECIALITY PRODUCTS PTY LTD	GRAFFITTI REMOVAL PRODUCTS	$ 935.00
19/12/2018	EF062572	JDSI GROUND ENGINEERING PTY LTD	GEOTECHNING ENGINEERING SERVICES	$ 1,100.00
19/12/2018	EF062573	GALLERIESWEST INC	CONSULTANCY	$ 250.00
19/12/2018	EF062574	LANDSCAPE AND MAINTENANCE SOLUTIONS PTY LTD	LANDSCAPING SERVICES	$ 6,504.30
19/12/2018	EF062575	CAMPBELLS	GLC KIOSK PURCHASES	$ 267.37
19/12/2018	EF062576	SEASIDE SCAVENGE	CLEAN-UP AND CLOTHES SWAP EVENT	$ 7,000.00
19/12/2018	EF062577	NORMAN DISNEY & YOUNG	ENGINEERING CONSULTANCY SERVICES	$ 5,500.00
19/12/2018	EF062578	ZEN COFFEE LOUNGE WA	CATERING	$ 780.00
19/12/2018	EF062579	CAPE TO CAPE DRIVEWAYS	CARTAGE SERVICES	$ 2,350.00
19/12/2018	EF062580	NEXT HEALTH PTY LTD	INDEPENDENT MEDICAL EXAMINATION	$ 880.00
19/12/2018	EF062581	TENSIONED FABRIC STRUCTURES AUSTRALIA PTY LTD	STAGE CURTAIN MANUFACTURE	$ 5,351.50
19/12/2018	EF062582	WHITE HOT INTERIORS	GIFT VOUCHERS	$ 250.00
19/12/2018	EF062583	ADVAM PTY LTD	AIRPORT CARPARK CREDIT CARD TRANSACTIONS	$ 1,947.31
19/12/2018	EF062584	RICHARD HARLING	REVIEW OF ARTGEO RETAIL OPERATIONS	$ 2,475.00
19/12/2018	EF062585	JPS RIGGING SERVICES	RIGGING & MAINTENANCE SERVICES	$ 9,223.50
19/12/2018	EF062586	SOLAR 4 RVS	SOLAR PANEL AND ASSOCIATED PRODUCTS	$ 621.54

DATE	PAYMENT REF	NAME	DESCRIPTION	AMOUNT
19/12/2018	EF062587	SOUTHCAPE PEST MANAGEMENT	PEST MANAGEMENT	$ 132.00
19/12/2018	EF062588	WE ARE FEEL GOOD AUSTRALIA PTY LTD	SUNSCREEN	$ 636.00
19/12/2018	EF062589	REGIONAL CAPITALS AUSTRALIA	MEMBERSHIP	$ 8,250.00
19/12/2018	EF062590	PERTH MINT	CITIZENSHIP COINS	$ 514.80
21/12/2018	EF062591	MELISSA AMMON	PAYMENT CANCELLED	$ -
19/12/2018	EF062592	ARROW BRONZE	MEMORIAL PLAQUES SUPPLIER	$ 284.18
19/12/2018	EF062593	PK COURIERS	COURIER SERVICES	$ 834.90
19/12/2018	EF062594	DOTS POTS & OFFICE FURNITURE	OFFICE FURNITURE SUPPLIER	$ 690.00
19/12/2018	EF062595	BUSSELTON TOYOTA	VEHICLE PURCHASES / SERVICES / PARTS	$ 1,456.95
19/12/2018	EF062596	BOC GASES AUSTRALIA LTD	GAS SERVICES	$ 2,761.88
19/12/2018	EF062597	CJD EQUIPMENT PTY LTD	PLANT PURCHASES / SERVICES / PARTS	$ 100.18
19/12/2018	EF062598	DAVID GRAY & CO	GARBAGE BINS & PARTS SUPPLIER	$ 24,343.44
19/12/2018	EF062599	CHRISTIE PARKSAFE	PARK FURNITURE SUPPLIER	$ 12,177.00
19/12/2018	EF062600	AC FORSTER & SON	PLUMBING SERVICES	$ 687.00
19/12/2018	EF062601	FTE ENGINEERING	MAINTENANCE SERVICES	$ 724.68
19/12/2018	EF062602	GEOGRAPHE TIMBER & HARDWARE	HARDWARE SUPPLIES	$ 1,453.40
19/12/2018	EF062603	SOUTHERN LOCK & SECURITY	SECURITY SERVICES	$ 150.00
19/12/2018	EF062604	KD POWER & CO	MAINTENANCE SERVICES	$ 44.00
19/12/2018	EF062605	KEEP AUSTRALIA BEAUTIFUL	ROADSIDE LITTER BAGS	$ 160.00
19/12/2018	EF062606	DUCHESS MEDICAL PRACTICE	MEDICAL SERVICES	$ 29.00
19/12/2018	EF062607	B & J CATALANO PTY LTD	GRAVEL CRUSHING	$ 7,595.24
19/12/2018	EF062608	MALATESTA ROAD PAVING & HOTMIX	ROAD HOTMIX / PAVING SERVICES	$ 38,385.90
19/12/2018	EF062609	BUCHER MUNICIPAL PTY LTD	ENGINEERING - PLANT SPARES & SERVICING	$ 4,205.23
19/12/2018	EF062610	NICHOLLS MACHINERY	PLANT PURCHASES / SERVICES / PARTS	$ 1,886.99
19/12/2018	EF062611	LANDGATE CUSTOMER ACCOUNT	LAND INFORMATION AND TITLE SEARCHES	$ 128.50
19/12/2018	EF062612	CHOICES BY KYM NISBET	FLOOR COVERING SERVICE	$ 4,675.00
19/12/2018	EF062613	HANSON CONST. MATERIALS PTY LTD	CONCRETE SERVICES	$ 915.20
19/12/2018	EF062614	SOUTH WEST STEEL PRODUCTS	STEEL PRODUCTS SUPPLIER	$ 1,122.79
19/12/2018	EF062615	HOLCIM (AUSTRALIA) PTY LTD	CONCRETE SERVICES	$ 28,084.55
19/12/2018	EF062616	WESTERN POWER CORPORATION	ELECTRICAL SERVICES	$ 28,965.00
19/12/2018	EF062617	GEOGRAPHE PETROLEUM	FUEL SERVICES	$ 37,260.74
19/12/2018	EF062618	CLEANAWAY EQUIPMENT SERVICES	MAINTENANCE PARTS WASHER	$ 947.10
19/12/2018	EF062619	BUSSELTON RETRAVISION	ELECTRICAL SERVICES	$ 694.00
19/12/2018	EF062620	LANDGATE (VALUER GENERAL'S OFFICE)	LAND VALUATIONS	$ 4,649.71
19/12/2018	EF062621	PENDREY AGENCIES P/L	CHEMICAL / RURAL SUPPLIES	$ 3,136.49
19/12/2018	EF062622	BUSSELTON BOBCATS	EARTHMOVING SERVICES	$ 5,555.00
19/12/2018	EF062623	WINC AUSTRALIA PTY LTD	STATIONERY SUPPLIER	$ 417.09

DATE	PAYMENT REF	NAME	DESCRIPTION	AMOUNT
19/12/2018	EF062624	GALVINS PLUMBING PLUS	PLUMBING SUPPLIES	$ 499.86
19/12/2018	EF062625	BUSSELTON MOTORS (MITSUBISHI/MAZDA)	VEHICLE PURCHASES / SERVICES / PARTS	$ 1,761.56
19/12/2018	EF062626	COURIER AUSTRALIA	COURIER SERVICES	$ 533.36
19/12/2018	EF062627	FESTIVAL OF BUSSELTON (INC)	SPONSORSHIP - FESTIVAL QUEEN	$ 7,000.00
19/12/2018	EF062628	THINK WATER DUNSBOROUGH	RETICULATION SERVICES	$ 803.27
19/12/2018	EF062629	DUNSBOROUGH BOBCAT SERVICE	EARTHMOVING - BOBCAT HIRE	$ 9,157.50
19/12/2018	EF062630	PRO-LINE KERBING	KERBING SERVICES	$ 11,033.88
19/12/2018	EF062631	ROD'S AUTO ELECTRICS	AUTO ELECTRICAL SERVICES	$ 2,073.79
19/12/2018	EF062632	OTIS ELEVATOR COMPANY PTY LTD	ELEVATOR SERVICES	$ 5,119.08
19/12/2018	EF062633	BUSSELTON TELEPHONES & TECHNOLOGY	COMMUNICATION SERVICES	$ 29.90
19/12/2018	EF062634	SW PRECISION PRINT	PRINTING SERVICES	$ 1,080.00
19/12/2018	EF062635	PRESTIGE PRODUCTS	HOSPITALITY EQUIPMENT SUPPLIER	$ 423.83
19/12/2018	EF062636	SOUTH WEST ISUZU	PLANT PURCHASES / SERVICES / PARTS	$ 2,165.01
19/12/2018	EF062637	DOWN SOUTH TURF	TURF SERVICES	$ 79.20
19/12/2018	EF062638	BLACKWOODS	FLEET CONSUMABLES & MAINTENANCE PARTS	$ 1,005.91
19/12/2018	EF062639	REPCO AUTO PARTS	PLANT PURCHASES / SERVICES / PARTS	$ 180.73
19/12/2018	EF062640	BAY SIGNS	SIGNAGE SERVICES	$ 3,082.24
19/12/2018	EF062641	ACTIV FOUNDATION INC	MAINTENANCE SERVICES	$ 41,281.96
19/12/2018	EF062642	BUSSELTON PEST & WEED CONTROL	PEST CONTROL SERVICES	$ 31,221.85
19/12/2018	EF062643	BUSSELTON MULTI SERVICE	ENGRAVING SERVICES	$ 121.00
19/12/2018	EF062644	WESTRAC EQUIPMENT P/L	PLANT PURCHASES / SERVICES / PARTS	$ 13,582.45
19/12/2018	EF062645	BUSSELTON BUILDING PRODUCTS	BUILDING PRODUCT SUPPLIER	$ 1,901.88
19/12/2018	EF062646	LAWRENCE & HANSON	ELECTRICAL/PROTECTIVE CLOTHING SUPPLIES	$ 3,416.22
19/12/2018	EF062647	B & B STREET SWEEPING	STREET SWEEPING SERVICE	$ 29,403.45
19/12/2018	EF062648	WORK CLOBBER	PROTECTIVE CLOTHING SUPPLIER	$ 4,666.95
19/12/2018	EF062649	DEPARTMENT OF FIRE AND EMERGENCY SERVICES	FIRE AND EMERGENCY SERVICES	$ 729,385.56
19/12/2018	EF062650	TOTAL EDEN PTY LTD	RETICULATION SUPPLIES	$ 10,055.49
19/12/2018	EF062651	BSEWA	ELECTRICAL SERVICES	$ 14,649.95
19/12/2018	EF062652	PENFOLDS TRANSPORT PTY LTD	CARTAGE SERVICES	$ 3,960.00
19/12/2018	EF062653	LAW SOCIETY OF W.A.	MEMBERSHIP	$ 125.00
19/12/2018	EF062654	KLEENHEAT GAS	GAS SERVICES	$ 3,444.27
19/12/2018	EF062655	SAI GLOBAL LTD	AUST STANDARDS PUBLICATIONS	$ 131.01
19/12/2018	EF062656	BUNNINGS BUILDING SUPPLIES	HARDWARE SUPPLIES	$ 3,079.84
19/12/2018	EF062657	BSO DEVELOPMENT CONSULTANTS	CONSULTANCY SERVICES	$ 1,265.00
19/12/2018	EF062658	BUSSELTON SEA SCOUTS GROUP	KIDSPORT VOUCHERS	$ 150.00
19/12/2018	EF062659	EQUINOX CAFE	CATERING	$ 464.00
19/12/2018	EF062660	ROTARY CLUB OF BUSSELTON GEOGRAPHE BAY	SPONSORSHIP / ADVERTISING	$ 3,000.00

DATE	PAYMENT REF	NAME	DESCRIPTION	AMOUNT
19/12/2018	EF062661	RUBEK AUTOMATIC DOORS	AUTOMATIC DOOR SERVICES	$ 984.50
19/12/2018	EF062662	WESTCARE INDUSTRIES	LIBRARY RESOURCES	$ 501.60
19/12/2018	EF062663	W A TREASURY CORPORATION	LOAN REPAYMENTS	$ 780,950.20
19/12/2018	EF062664	IPWEA (INSTITUTE OF PUBLIC WORKS ENGINEERING)	MEMBERSHIP	$ 540.82
19/12/2018	EF062665	BUSSELTON REFRIGERATION & AIRCONDITIONING	REFRIGERATION/AIR CONDITIONING SERVICES	$ 1,010.00
19/12/2018	EF062666	CHEM CENTRE	LABORATORY SERVICES	$ 1,092.30
19/12/2018	EF062667	SOUTHWEST TYRE SERVICE	PLANT TYRE SUPPLIER / REPAIRER	$ 14,948.95
19/12/2018	EF062668	COATES HIRE	HIRE EQUIPMENT SERVICES	$ 5,860.76
19/12/2018	EF062669	DAVID MILDWATERS ELECTRICAL	MAINTENANCE SERVICES	$ 434.94
19/12/2018	EF062670	IPWEA-WA	TRAINING SERVICES	$ 630.00
19/12/2018	EF062671	CHUBB FIRE & SECURITY PTY LTD	FIRE EQUIPMENT SERVICES	$ 682.02
19/12/2018	EF062672	SIGMA COMPANIES GROUP PTY LTD	CHEMICAL SUPPLIER	$ 481.26
19/12/2018	EF062673	DIAL BEFORE YOU DIG	CABLE LOCATION SERVICE	$ 1,457.17
19/12/2018	EF062674	COLES	COUNCIL & STAFF REFRESHMENTS	$ 336.10
19/12/2018	EF062675	BAREFOOT BOOKS	LIBRARY RESOURCES	$ 387.85
19/12/2018	EF062676	YALLINGUP ODDBODS CRICKET CLUB	KIDSPORT VOUCHERS	$ 410.00
19/12/2018	EF062677	TECHNOLOGY ONE LIMITED	SOFTWARE SERVICES	$ 189,452.74
19/12/2018	EF062678	SOUTHERN MACHINING & MAINTENANCE	PLANT MAINTENANCE SERVICES	$ 503.37
19/12/2018	EF062679	ELITE POOL COVERS PTY LTD	POOL SERVICES	$ 550.00
19/12/2018	EF062680	SOILS AINT SOILS	NURSERY SUPPLIES	$ 2,405.00
19/12/2018	EF062681	GEOGRAPHE EDUCATION SUPPORT CENTRE	BOND REFUND	$ 500.00
19/12/2018	EF062682	TRUCKLINE	PLANT PURCHASES / SERVICES / PARTS	$ 514.27
19/12/2018	EF062683	EARTH 2 OCEAN COMMUNICATIONS	COMMUNICATION SERVICES - RADIO REPAIRS	$ 331.50
19/12/2018	EF062684	HITACHI CONSTRUCTION MACHINERY	PLANT PURCHASES / SERVICES / PARTS	$ 28.93
19/12/2018	EF062685	FLOWERS ON PRINCE	FLOWERS AND GIFTS	$ 120.00
19/12/2018	EF062686	MALCOLM THOMPSON PUMPS	PUMP SERVICES	$ 6,594.49
19/12/2018	EF062687	D W & S V ROBERTS	CONCRETE SERVICES	$ 32,409.35
19/12/2018	EF062688	AUTO ONE	PLANT PURCHASES / SERVICES / PARTS	$ 4,806.36
19/12/2018	EF062689	DUXTON HOTEL	ACCOMMODATION	$ 500.00
19/12/2018	EF062690	CRACKPOTS	STINGER NET SUPPLIER	$ 2,777.50
19/12/2018	EF062691	RICOH BUSINESS CENTRE	OFFICE EQUIPMENT SERVICES - PHOTOCOPYING	$ 9,670.32
19/12/2018	EF062692	GHD PTY LTD	CONSULTANCY SERVICES	$ 13,200.00
19/12/2018	EF062693	WREN OIL	WASTE OIL SERVICES	$ 49.50
19/12/2018	EF062694	SUEZ RECYCLING & RECOVERY PTY LTD	WASTE MANAGEMENT SERVICES	$ 867.87
19/12/2018	EF062695	CAPE CELLARS BUSSELTON	REFRESHMENTS	$ 841.95
19/12/2018	EF062696	SPORTSWORLD OF WA	SPORT EQUIPMENT SUPPLIER	$ 141.09
19/12/2018	EF062697	CROSS SECURITY SERVICES	SECURITY SERVICES	$ 2,000.00

DATE	PAYMENT REF	NAME	DESCRIPTION	AMOUNT
19/12/2018	EF062698	BURKE AIR	AIR CONDITIONING SERVICES	$ 2,656.61
19/12/2018	EF062699	COCA COLA - AMATIL PTY LTD	GLC KIOSK PURCHASES	$ 1,969.78
19/12/2018	EF062700	ART ON THE MOVE	MEMBERSHIP	$ 220.00
19/12/2018	EF062701	SURVCON PTY LTD	SURVEY SERVICES	$ 3,448.64
19/12/2018	EF062702	GANNAWAYS CHARTER AND TOURS	BUS HIRE SERVICE	$ 595.00
19/12/2018	EF062703	LEEUWIN TRANSPORT	COURIER SERVICES	$ 4,523.68
19/12/2018	EF062704	GRASSIAS TURF MANAGEMENT	CRICKET PITCH MANAGEMENT SERVICES	$ 3,900.00
19/12/2018	EF062705	GEOGRAPHE SAWS AND MOWERS	PLANT PURCHASES / SERVICES / PARTS	$ 1,287.90
19/12/2018	EF062706	SAFE & SURE SECURITY PTY LTD	SECURITY SERVICES - ALARM OCCURANCE	$ 990.00
19/12/2018	EF062707	LD TOTAL	LANDSCAPING SERVICES	$ 63,811.35
19/12/2018	EF062708	A CUT TREE LOPPING SERVICE	TREE LOPPING SERVICES	$ 2,288.00
19/12/2018	EF062709	TOTAL HORTICULTURAL SERVICES	LANDSCAPING SERVICES	$ 28,527.06
19/12/2018	EF062710	VINEPOWER MARGARET RIVER PTY LTD	LANDSCAPING SERVICES	$ 3,400.97
19/12/2018	EF062711	SANITY - BUSSELTON	GIFTS	$ 904.88
19/12/2018	EF062712	BDA TREE LOPPING	CHEQUE CANCELLED	$ -
19/12/2018	EF062713	RILEY CONSULTING	CHEQUE CANCELLED	$ -
19/12/2018	EF062714	TRADE HIRE	PLANT HIRE & EQUIPMENT SERVICES	$ 16,500.05
19/12/2018	EF062715	DOOR HARDWARE SOLUTIONS	HARDWARE SUPPLIES	$ 92.13
19/12/2018	EF062716	RMS (AUST) PTY LTD	SOFTWARE SERVICES	$ 49.50
19/12/2018	EF062717	CAPE RURAL CONTRACTING	FIRE CONTROL SERVICES	$ 15,862.00
19/12/2018	EF062718	EXTERIA	INFRASTRUCTURE SERVICES	$ 10,104.60
19/12/2018	EF062719	JUICE PRINT	PRINTING SERVICES	$ 2,400.00
19/12/2018	EF062720	ALBANY DOG ROCK MOTEL	ACCOMMODATION	$ 185.00
19/12/2018	EF062721	CAPITAL FINANCE AUSTRALIA LTD	LEASING PAYMENTS	$ 26,412.79
19/12/2018	EF062722	MJB INDUSTRIES PTY LTD	DRAINAGE SUPPLIES	$ 9,450.10
19/12/2018	EF062723	CAPEL CRANE HIRE	HIRE EQUIPMENT SERVICES	$ 1,290.58
19/12/2018	EF062724	ASCENT ENGINEERING PTY LTD	ENGINEERING SERVICES	$ 173.25
19/12/2018	EF062725	SHORE COASTAL PTY LTD	COASTAL CONSULTANCY SERVICES	$ 12,551.00
19/12/2018	EF062726	DELL AUSTRALIA PTY LTD	COMPUTER EQUIPMENT SUPPLIER	$ 4,816.36
19/12/2018	EF062727	STRATEGEN ENVIRONMENTAL CONSULTANTS PTY LTD	CONSULTANCY SERVICES	$ 18,717.33
19/12/2018	EF062728	CAPE DRYCLEANERS	LINEN CLEANING SERVICES	$ 12.60
19/12/2018	EF062729	HIP POCKET WORK WEAR AND SAFETY	UNIFORMS & PROTECTIVE CLOTHING	$ 483.68
19/12/2018	EF062730	COMMARINE	MAINTENANCE SERVICES	$ 382.50
19/12/2018	EF062731	NEVERFAIL SPRINGWATER LTD	WATER REFILL SERVICE - DUNS WASTE FACILI	$ 174.30
19/12/2018	EF062732	T-QUIP	MOWER PARTS & SERVICE	$ 959.95
19/12/2018	EF062733	LOCAL GOVERNMENT PROFESSIONALS AUSTRALIA (WA DIVISION)	TRAINING SERVICES	$ 531.00
19/12/2018	EF062734	BEACHLANDS LAWNMOWING SERVICE	LAWN MOWING SERVICE	$ 260.00

DATE	PAYMENT REF	NAME	DESCRIPTION	AMOUNT
20/12/2018	EF062735	HIF	HEALTH INSURANCE	$ 239.35
20/12/2018	EF062736	PAY-PLAN PTY LTD	SALARY PACKAGING	$ 21,147.45
20/12/2018	EF062737	GR & LC CHRISTIAN	RENTAL LEASE AGREEMENT	$ 1,200.00
20/12/2018	EF062738	ACTON SOUTH WEST	STAFF REIMBURSEMENT	$ 1,100.00
20/12/2018	EF062739	AUSTRALIAN TAXATION OFFICE	PAYG TAXATION	$ 241,695.00
20/12/2018	EF062740	AUSTRALIAN SERVICES UNION	UNION FEES	$ 75.70
20/12/2018	EF062741	HBF HEALTH LIMITED	MEDICAL INSURANCE	$ 547.95
20/12/2018	EF062742	LOCAL GOV'T RACE COURSE & CEMETERY EMPLOYEES	UNION FEES	$ 399.76
20/12/2018	EF062743	DEPUTY CHILD SUPPORT REGISTRAR	SALARY DEDUCTIONS	$ 574.76
20/12/2018	EF062744	CITY OF BUSSELTON-SOCIAL CLUB	SOCIAL CLUB REIMBURSEMENT	$ 210.00
20/12/2018	EF062745	STAFF CHRISTMAS CLUB	PAYROLL DEDUCTIONS	$ 4,757.18
21/12/2018	EF062747	WA EXTERNAL SOLUTIONS	GUTTER MAINTENANCE	$ 1,430.00
21/12/2018	EF062748	BUZZ MARKETING	CHEQUE CANCELLED	$ -
21/12/2018	EF062749	SAGE CONSULTING ENGINEERS PTY LTD	LIGHTING INSTALLATION	$ 2,552.00
21/12/2018	EF062750	CRANEFORD PLUMBING PTY LTD	PLUMBING SERVICES	$ 376.75
21/12/2018	EF062751	STATEWIDE DOORS BUSSELTON	MAINTENANCE SERVICES	$ 1,370.00
21/12/2018	EF062752	THE URBAN COFFEE HOUSE	CATERING	$ 500.00
21/12/2018	EF062753	MARKETFORCE PTY LTD	ADVERTISING SERVICES	$ 472.92
21/12/2018	EF062754	OCEAN AIR CARPET CARE	CLEANING SERVICES	$ 9,904.95
21/12/2018	EF062755	JONES MARINE	DIVING MAINTENANCE	$ 1,200.00
21/12/2018	EF062756	BARRY ALLEN ELECTRICAL SERVICES PTY LTD	ELECTRICAL SERVICES	$ 21,579.80
21/12/2018	EF062757	THE PLANT SUPPLY CO	NURSERY SERVICES	$ 4,096.95
21/12/2018	EF062758	AL FORNO	CATERING	$ 762.50
21/12/2018	EF062759	WELL DONE INTERNATIONAL PTY LTD	AFTERHOURS CALL CENTRE SERVICE	$ 3,378.54
21/12/2018	EF062760	PREMIUM PUBLISHERS	ADVERTISING	$ 4,391.75
21/12/2018	EF062761	ESPRESSO ESSENTIAL (WA) PTY LTD	LIBRARY RESOURCES	$ 713.55
21/12/2018	EF062762	SUPPER ROAD	CATERING	$ 1,848.00
21/12/2018	EF062763	FRESH AS	REFRESHMENTS	$ 138.95
21/12/2018	EF062764	PIRMIN HODEL	STAFF REIMBURSEMENT	$ 54.30
21/12/2018	EF062765	ROB GRIFFITHS PRINTER	PRINTING SERVICES	$ 429.00
21/12/2018	EF062766	DEON ATTARD	DJ SERVICES	$ 336.60
21/12/2018	EF062767	KMART BUSSELTON	RETAIL HOME WARES	$ 204.00
21/12/2018	EF062768	MIKE MORGAN	WATER CHARGES REIMBURSEMENT	$ 6,353.53
21/12/2018	EF062769	KEVIN NEWELL	CHEQUE CANCELLED	$ -
21/12/2018	EF062770	BILLY HILLS COUNTRY SMOKEHOUSE	SMOKED MEATS	$ 1,100.00
21/12/2018	EF062771	MARGARET UNSWORTH	INSTALLATION OF SCHEME WATER FOR IRRIGAT	$ 6,201.29
21/12/2018	EF062772	SAM LONGLEY	MASTER OF CEREMONIES SERVICES	$ 1,000.00

DATE	PAYMENT REF	NAME	DESCRIPTION	AMOUNT
21/12/2018	EF062773	STEPHANIE JANSEN	MUSICAL ENTERTAINMANT	$ 400.00
21/12/2018	EF062774	GARRY HUTTON	WATER CHARGES REIMBURSEMENT	$ 2,282.85
21/12/2018	EF062775	RENEE WRIGHT	BJTP REFUND	$ 62.00
21/12/2018	EF062776	MOSS WOOD WINERY	BOND REFUND	$ 100.00
21/12/2018	EF062777	SHANE & ALEXIS JENNINGS	INSTALLATION OF SCHEME WATER	$ 11,000.00
31/12/2018	EF062778	KIERAN & CAROLYN CHAPMAN	CHEQUE CANCELLED	$ -
21/12/2018	EF062779	THERESE COLMAN	STAFF REIMBURSEMENT	$ 85.00
21/12/2018	EF062780	RILEY CONSULTING	CONSULTANCY SERVICES	$ 5,500.00
21/12/2018	EF062781	JORDAN MAXWELL	BOND REFUND	$ 200.00
21/12/2018	EF062782	DELRON CLEANING BUSSELTON	BBQ CLEANING	$ 27,365.60
21/12/2018	EF062783	ACTIV FOUNDATION INC	MAINTENANCE SERVICES	$ 13,964.27
21/12/2018	EF062784	FINES ENFORCEMENT REGISTRY	TRAFFIC INFRINGEMENTS	$ 25.00
21/12/2018	EF062785	WESTRAC EQUIPMENT P/L	PLANT PURCHASES / SERVICES / PARTS	$ 7,729.63
21/12/2018	EF062786	YALLINGUP COASTAL VOLUNTEER BUSHFIRE BRIGADE	PETTY CASH REIMBURSEMENT	$ 247.65
21/12/2018	EF062787	BSEWA	ELECTRICAL SERVICES	$ 33,563.75
21/12/2018	EF062788	BUNNINGS BUILDING SUPPLIES	HARDWARE SUPPLIES	$ 301.82
21/12/2018	EF062789	COLES	COUNCIL & STAFF REFRESHMENTS	$ 601.10
21/12/2018	EF062790	VMS CONTRACTORS & MANAGEMENT	MAINTENANCE SERVICES	$ 3,179.00
21/12/2018	EF062791	CAPE CELLARS BUSSELTON	REFRESHMENTS	$ 179.99
21/12/2018	EF062792	CUSTOM BUILT SAUNAS	PLANT PURCHASES / SERVICES / PARTS	$ 14,437.50
21/12/2018	EF062793	CITY AND REGIONAL FUELS	FUEL SERVICES	$ 5,326.66
21/12/2018	EF062794	TOTALLY SOUND	EQUIPMENT HIRE	$ 8,574.12
21/12/2018	EF062795	BDA TREE LOPPING	TREE LOPPING SERVICES	$ 39,270.00
21/12/2018	EF062796	CAPE RURAL CONTRACTING	FIRE CONTROL SERVICES	$ 10,948.00
21/12/2018	EF062797	BEACHSIDE BUILDING & MAINTENANCE	MAINTENANCE SERVICES	$ 8,812.00
21/12/2018	EF062798	DELL AUSTRALIA PTY LTD	COMPUTER EQUIPMENT SUPPLIER	$ 94,019.20
21/12/2018	EF062799	BUZZAD MARKETING PTY LTD	FOAM MACHINE FOR EVENT HIRE	$ 1,512.00
21/12/2018	EF062800	KEVIN NEWELL	WATER CHARGES REIMBURSEMENT	$ 7,523.42
				$ 4,888,306.61

TRUST ACCOUNT -DECEMBER 2018

				$ -

INTERNAL PAYMENT VOUCHERS DECEMBER 2018

DATE	PAYMENT REF	NAME	DESCRIPTION	AMOUNT
30/11/2018	DD003645	ANZ BANK	BANK FEES	$ 75.00
30/11/2018	DD003646	ANZ BANK - VISA CARD	CREDIT CARD PAYMENT	$ 19,558.53
3/12/2018	DD003649	LES MILLS ASIA PACIFIC	CONTRACT FEES GLC	$ 749.20
3/12/2018	DD003650	LES MILLS ASIA PACIFIC	CONTRACT FEES NCC	$ 561.90
3/12/2018	DD003651	ANZ BANK	BANK FEES - BPAY TRANS FEE	$ 194.37
3/12/2018	DD003652	ANZ BANK	BANK FEES - BPAY TRANS FEE	$ 6,241.61
3/12/2018	DD003653	COMMONWEALTH BANK	BANK FEES - MERCHANT SERVICES	$ 5,559.52
3/12/2018	DD003654	S.MORPHETT	PLANNING ADVICE OVERPAYMENT REFUNDED	$ 88.00
3/12/2018	DD003655	I.WILSON	BUILDING FEES OVERPAYMENT REFUNFDED	$ 159.35
3/12/2018	DD003656	L.MANJI	B-PAY OVERPAYMENT REFUND	$ 495.00
3/12/2018	DD003657	RATE REFUNDS	REFUND OF RATE OVERPAYMENT	$ 852.00
3/12/2018	DD003658	ANZ BANK	BANK FEES	$ 197.70
3/12/2018	DD003659	ANZ BANK	BANK FEES	$ 355.88
10/12/2018	DD003660	J.FERRERO	BUILDING APP DUPLICATE PAYMENT REFUND	$ 2,207.25
10/12/2018	DD003661	P.C. POYNTON	DEV APP PAYMENT NOT REQUIRED	$ 441.00
3/12/2018	DD003662	ANZ BANK	BANK FEES	$ 7,452.29
7/12/2018	DD003663	CALTEX AUSTRALIA PETROLEUM PTY LTD	FUEL SERVICES	$ 75,424.73
17/12/2018	DD003664	COMMONWEALTH BANK	BANK FEES	$ 573.36
				$ 121,186.69

Total $ 5,376,727.57

6.6 BUDGET AMENDMENT REQUEST / REVIEW

SUBJECT INDEX:	Budget Planning and Reporting
STRATEGIC OBJECTIVE:	Governance systems, process and practices are responsible, ethical and transparent.
BUSINESS UNIT:	Finance and Corporate Services
ACTIVITY UNIT:	Finance and Corporate Services
REPORTING OFFICER:	Manager Financial Services - Kim Dolzadelli
AUTHORISING OFFICER:	Director Finance and Corporate Services - Tony Nottle
VOTING REQUIREMENT:	Absolute Majority
ATTACHMENTS:	

PRÉCIS

This report seeks recommendation of the Finance Committee to Council for the approval of budget amendments as detailed in this report. Adoption of the Officers recommendation will result in no change to the City's current amended budgeted surplus position of $0.

BACKGROUND

Council adopted its 2018/2019 municipal budget on Wednesday, 25 July 2018 with a balanced budget position.

Since this time Council has been advised of certain funding changes that have positively impacted the original budget and Council is now being asked to consider budget amendments for the following key areas/projects:

1. Trial of the Spectur HD5 Shark Warning System
2. Vasse Hall Building Requirements
3. Holiday Homes Compliance Officer

STATUTORY ENVIRONMENT

Section 6.8 of the *Local Government Act 1995* refers to expenditure from the municipal fund that is not included in the annual budget. In the context of this report, where no budget allocation exists, expenditure is not to be incurred until such time as it is authorised in advance, by an absolute majority decision of the Council.

RELEVANT PLANS AND POLICIES

There are multiple plans and policies that support the proposed budget amendments.

FINANCIAL IMPLICATIONS

Budget amendments being sought will result in no change to Council's budget surplus position of $0.

LONG TERM FINANCIAL PLAN IMPLICATIONS

There are no Long Term Financial Plan implications in relation to this item.

STRATEGIC COMMUNITY OBJECTIVES

This matter principally aligns with Key Goal Area 6 – 'Leadership' and more specifically Community Objective 6.1 - 'Governance systems, process and practices are responsible, ethical and transparent'.

RISK ASSESSMENT

There is a risk to the City, as there is with all projects undertaken, that the final cost could exceed budget. If this looks to be the case Council will be notified so a suitable offset / project scope back can be identified.

CONSULTATION

No external consultation was considered necessary in relation to the budget amendments.

OFFICER COMMENT

The Officer recommends the following requested budget amendments to the Finance Committee for consideration and recommendation to Council.

1. **"Trial of the Spectur HD5 Shark Warning System**

The Spectur HD5 shark warning system is a solar powered, cloud based system that provides a remotely activated pre-recorded message and flashing lights alerting beach-goers that a shark has been sighted in waters off the beach on which they are visiting. It is a stand-alone, battery and solar powered unit with its own 3G/4G connection to the Cloud.

Recently, the Shire of Augusta Margaret River commenced a three-month trial of two of these units, and, following a recent demonstration of their product to Councillors by Spectur, the City of Busselton has also decided to proceed with a three-month trial of two units at beaches under our care and control, yet to be determined.

Planned Expenditure Item

Officers propose to fund the trial from the Council Budget Contingency Surplus.

Officers propose that the 2018/2019 adopted budget be amended to reflect the following funding changes, shown in Table 1.

Table 1:

Cost Code	***Description***	***Current Budget***	***Change***	***Proposed Amended Budget***
Expenditure				
441-10980-3331-0000	Subscriptions	2,600	3,900	6,500
Income				
100-10001-3680-0000	Budget Surplus Contingency Holding Account	43,698	-3,900	39,798
Net Total		**46,298**	**0**	**46,298**

2. "Vasse Hall Building Requirements"

Urgent, unforeseen rectification works are required to a non-compliant concrete ramp at the rear entrance of the Vasse Hall (B1108) which currently presents as a trip hazard to hall users. A cost estimate has been obtained for the works of $4,350.

The original allocated budget of $1,200.00 under 522-B1108-3280-0000 is available for the works, leaving a shortfall of $3,150.00, which is requested to be allocated from the Building Asset Reserve.

Planned Expenditure Items
The amendments shown in Table 2 will allow for rectification works to be undertaken.

Table 2:

Cost Code	***Description***	**Current Budget**	**Change**	**Proposed Amended Budget**
B1108	Vasse Hall	1,200	3,150	4,350
Equity	Building Asset Renewal Reserve	1,422,879	-3,150	1,419,729
Net Total		1,424,079	0	1,424,079

3. "Holiday Homes Compliance Officer"

During the Council briefing on 21 November 2018, Council considered the option to employ a Holiday Home Compliance Officer on a fixed term contract for a period of 3 months. This will allow the targeted compliance investigation of holiday homes that are advertising online and have not met the requirements of the Holiday Homes Local Law 2012 and associated planning requirements.

The Holiday Home Compliance Officer position will consist of two 0.5FTE part time officers and will include work during weekends. The position will commence on 7 January 2019 and conclude on 26 April 2019.

The position will be self-supporting to the extent that an increase in compliance, that is number of registrations completed, will result in the extra revenue required to staff the positions. There will also be an ongoing revenue increase as the registrations will also initiate additional property rates being charged for the newly compliant holiday homes commencing in 2019/20.

Planned Expenditure Items
Officers propose that the additional expenditure will be drawn from the following accounts as shown in Table 3 below:

Table 3:

Cost Code	***Description***	**Current Budget**	**Change**	**Proposed Amended Budget**
Expenditure				
440-10920-3001-0000	Salaries - Normal	609,800	33,000	642,800
Income				
440-10920-1566-0000	Holiday Home Renewal Fee	-160,000	-33,000	-193,000
Net Total		**449,800**	**0**	**449,800**

CONCLUSION

Council's approval is sought to amend the budget as per the details contained in this report. Upon approval the proposed works will be planned, organised and completed.

OPTIONS

The Council could decide not to go ahead with any or all of the proposed budget amendment requests.

TIMELINE FOR IMPLEMENTATION OF OFFICER RECOMMENDATION

Should the Officer Recommendation be endorsed, the associated budget amendment will be processed within a month of being approved.

OFFICER RECOMMENDATION

ABSOLUTE MAJORITY DECISION OF COUNCIL REQUIRED

That Council endorse the requested budget amendments outlined in tables 1 to 3 below, resulting in no change to an amended budgeted surplus position of $0.

Table 1:

Cost Code	***Description***	***Current Budget***	***Change***	***Proposed Amended Budget***
Expenditure				
441-10980-3331-0000	Subscriptions	2,600	3,900	6,500
Income				
100-10001-3680-0000	Budget Surplus Contingency Holding Account	43,698	-3,900	39,798
Net Total		**46,298**	**0**	**46,298**

Table 2:

Cost Code	***Description***	**Current Budget**	**Change**	**Proposed Amended Budget**
B1108	Vasse Hall	1,200	3,150	4,350
Equity	Building Asset Renewal Reserve	1,422,879	-3,150	1,419,729
Net Total		1,424,079	0	1,424,079

Table 3:

Cost Code	*Description*	**Current Budget**	**Change**	**Proposed Amended Budget**
Expenditure				
440-10920-3001-0000	Salaries - Normal	609,800	33,000	642,800
Income				
440-10920-1566-0000	Holiday Home Renewal Fee	-160,000	-33,000	-193,000
Net Total		**449,800**	**0**	**449,800**

7. GENERAL DISCUSSION ITEMS

8. NEXT MEETING DATE

9. CLOSURE