



Finance Committee Agenda

15 November 2018

ALL INFORMATION AVAILABLE IN VARIOUS FORMATS ON REQUEST

city@busselton.wa.gov.au

CITY OF BUSSELTON

MEETING NOTICE AND AGENDA – 15 NOVEMBER 2018

TO: THE MAYOR AND COUNCILLORS

NOTICE is given that a meeting of the Finance Committee will be held in the Committee Room, Administration Building, Southern Drive, Busselton on Thursday, 15 November 2018, commencing at 9.30am.

The attendance of Committee Members is respectfully requested.

DISCLAIMER

Statements or decisions made at Council meetings or briefings should not be relied on (or acted upon) by an applicant or any other person or entity until subsequent written notification has been given by or received from the City of Busselton. Without derogating from the generality of the above, approval of planning applications and building permits and acceptance of tenders and quotations will only become effective once written notice to that effect has been given to relevant parties. The City of Busselton expressly disclaims any liability for any loss arising from any person or body relying on any statement or decision made during a Council meeting or briefing.



MIKE ARCHER

CHIEF EXECUTIVE OFFICER

8 November 2018

CITY OF BUSSELTON

AGENDA FOR THE FINANCE COMMITTEE MEETING TO BE HELD ON 15 NOVEMBER 2018

TABLE OF CONTENTS

ITEM NO.	SUBJECT	PAGE NO.
1.	DECLARATION OF OPENING AND ANNOUNCEMENT OF VISITORS.....	4
2.	ATTENDANCE	4
3.	PUBLIC QUESTION TIME.....	4
4.	DISCLOSURE OF INTERESTS	4
5.	CONFIRMATION OF MINUTES	4
5.1	Minutes of the Finance Committee Meeting held 18 October 2018	4
6.	REPORTS	5
6.1	FINANCIAL ACTIVITY STATEMENTS - PERIOD ENDING 31 OCTOBER 2018	5
6.2	LIST OF PAYMENTS MADE OCTOBER 2018	38
6.3	BUDGET AMENDMENT REQUEST / REVIEW	60
7.	GENERAL DISCUSSION ITEMS	67
8.	NEXT MEETING DATE	67
9.	CLOSURE	67

1. DECLARATION OF OPENING AND ANNOUNCEMENT OF VISITORS

2. ATTENDANCE

Apologies

3. PUBLIC QUESTION TIME

4. DISCLOSURE OF INTERESTS

5. CONFIRMATION OF MINUTES

5.1 Minutes of the Finance Committee Meeting held 18 October 2018

RECOMMENDATION

That the Minutes of the Finance Committee Meeting held 18 October 2018 be confirmed as a true and correct record.

6. REPORTS

6.1 FINANCIAL ACTIVITY STATEMENTS - PERIOD ENDING 31 OCTOBER 2018

SUBJECT INDEX:	Budget Planning and Reporting
STRATEGIC OBJECTIVE:	Governance systems, process and practices are responsible, ethical and transparent.
BUSINESS UNIT:	Finance and Corporate Services
ACTIVITY UNIT:	Financial Services
REPORTING OFFICER:	Manager Financial Services - Kim Dolzadelli
AUTHORISING OFFICER:	Director Finance and Corporate Services - Tony Nottle
VOTING REQUIREMENT:	Simple Majority
ATTACHMENTS:	Attachment A Statement of Financial Activity - Period Ending 31 October 2018 ↓ Attachment B Investment Report - Period Ending 31 October 2018 ↓

PRÉCIS

Pursuant to Section 6.4 of the Local Government Act ('the Act') and Regulation 34(4) of the Local Government (Financial Management) Regulations ('the Regulations'), a local government is to prepare, on a monthly basis, a statement of financial activity that reports on the City's financial performance in relation to its adopted/ amended budget.

This report has been compiled to fulfil the statutory reporting requirements of the Act and associated Regulations, whilst also providing the Council with an overview of the City's financial performance on a year to date basis for the period ending 31 October 2018.

BACKGROUND

The Regulations detail the form and manner in which financial activity statements are to be presented to the Council on a monthly basis; and are to include the following:

- Annual budget estimates
- Budget estimates to the end of the month in which the statement relates
- Actual amounts of revenue and expenditure to the end of the month in which the statement relates
- Material variances between budget estimates and actual revenue/ expenditure/ (including an explanation of any material variances)
- The net current assets at the end of the month to which the statement relates (including an explanation of the composition of the net current position)

Additionally, and pursuant to Regulation 34(5) of the Regulations, a local government is required to adopt a material variance reporting threshold in each financial year. At its meeting of 25 July 2018, the Council adopted (C1807/138) the following material variance reporting threshold for the 2018/19 financial year:

"That pursuant to Regulation 34(5) of the Local Government (Financial Management) Regulations, the Council adopts a material variance reporting threshold with respect to financial activity statement reporting for the 2018/19 financial year as follows:

- *Variances equal to or greater than 10% of the year to date budget amount as detailed in the Income Statement by Nature and Type/ Statement of Financial Activity report, however variances due to timing differences and/or seasonal adjustments are to be reported on a quarterly basis; and*
- *Reporting of variances only applies for amounts greater than \$25,000."*

STATUTORY ENVIRONMENT

Section 6.4 of the Local Government Act and Regulation 34 of the Local Government (Financial Management) Regulations detail the form and manner in which a local government is to prepare financial activity statements.

RELEVANT PLANS AND POLICIES

Not applicable.

FINANCIAL IMPLICATIONS

Any financial implications are detailed within the context of this report.

LONG-TERM FINANCIAL PLAN IMPLICATIONS

Any financial implications are detailed within the context of this report.

STRATEGIC COMMUNITY OBJECTIVES

This matter principally aligns with Key Goal Area 6 – ‘Leadership’ and more specifically Community Objective 6.1 - ‘Governance systems, process and practices are responsible, ethical and transparent’.

RISK ASSESSMENT

Risk assessments have been previously completed in relation to a number of ‘higher level’ financial matters, including timely and accurate financial reporting to enable the Council to make fully informed financial decisions. The completion of the monthly Financial Activity Statement report is a control that assists in addressing this risk.

CONSULTATION

Not applicable

OFFICER COMMENT

In order to fulfil statutory reporting requirements, and to provide the Council with a synopsis of the City’s overall financial performance on a full year basis, the following financial reports are attached here to:

- Statement of Financial Activity

This report provides details of the City’s operating revenues and expenditures on a year to date basis, by nature and type (i.e. description). The report has been further extrapolated to include details of non-cash adjustments and capital revenues and expenditures, to identify the City’s net current position; which reconciles with that reflected in the associated Net Current Position report.

- Net Current Position

This report provides details of the composition of the net current asset position on a full year basis, and reconciles with the net current position as per the Statement of Financial Activity.

▪ Capital Acquisition Report

This report provides full year budget performance (by line item) in respect of the following capital expenditure activities:

- Land and Buildings
- Plant and Equipment
- Furniture and Equipment
- Infrastructure

▪ Reserve Movements Report

This report provides summary details of transfers to and from reserve funds, and also associated interest earnings on reserve funds, on a full year basis.

Additional reports and/or charts are also provided as required to further supplement the information comprised within the statutory financial reports.

COMMENTS ON FINANCIAL ACTIVITY TO 31 OCTOBER 2019

The Statement of Financial Activity for the period ending 31 October 2018 shows a better than expected Net Current Position "Surplus" of \$35.826M being \$93.879M higher than year to date budget (YTD budget) of \$25.951M.

The following summarises the major variances in accordance with *Council's adopted material variance reporting threshold* that collectively make up the above difference:

Description	2018/2019 Actual	2018/2019 Amended Budget YTD	2018/2019 Amended Budget	2018/19 YTD Bud Variance	2018/19 YTD Bud Variance
	\$	\$	\$	%	\$
Revenue from Ordinary Activities					
Operating Grants, Subsidies and Contributions	1,142,163	898,249	3,958,925	27.15%	243,914
Other Revenue	442,456	107,615	337,740	311.15%	334,841
Interest Earnings	863,837	683,424	2,283,760	26.40%	180,413
Expenses from Ordinary Activities					
Materials & Contracts	(4,430,590)	(6,178,445)	(18,833,959)	28.29%	1,747,855
Utilities (Gas, Electricity, Water etc)	(737,697)	(856,129)	(2,569,240)	13.83%	118,432
Depreciation on non current assets	(7,433,425)	(6,472,786)	(19,070,922)	-14.84%	(960,639)
Insurance Expenses	(712,563)	(576,357)	(698,808)	-23.63%	(136,206)
Other Expenditure	(828,122)	(1,513,508)	(4,819,009)	45.28%	685,386
Allocations	424,450	567,535	1,723,162	25.21%	(143,085)
Borrowings Cost Expense					
Interest Expenses	(361,589)	(401,291)	(1,374,387)	9.89%	39,702
Non-Operating Grants, Subsidies and Contributions					
	1,614,638	4,741,643	32,402,981	-65.95%	(3,127,005)
Adjustments for Non-cash Revenue & Expenditure					
Depreciation	7,433,425	6,472,786	19,070,922	14.8%	960,639
Donated Assets	(42,000)	(5,000)	(8,365,000)	740.0%	(37,000)

Description	2018/2019 Actual	2018/2019 Amended Budget YTD	2018/2019 Amended Budget	2018/19 YTD Bud Variance	2018/19 YTD Bud Variance
Capital Revenue & (Expenditure)					
Land & Buildings	(343,558)	(5,216,982)	(17,902,816)	93.41%	4,873,424
Plant & Equipment	(947,492)	(1,953,000)	(6,880,100)	51.49%	1,005,508
Furniture & Equipment	(95,800)	(309,164)	(883,640)	69.01%	213,364
Infrastructure	(6,454,034)	(11,964,251)	(37,259,070)	46.06%	5,510,217
Proceeds from Sale of Assets	291,090	555,650	1,045,950	-47.61%	(264,560)
Transfer to Restricted Assets	(643,776)	(182,664)	(551,000)	-252.44%	(461,112)
Transfer from Restricted Assets	3,411,252	4,690,120	14,423,922	-27.27%	(1,278,868)

Operating Income:

Year to date actual Income from ordinary activities is \$984K more than expected when compared to YTD budget with the following items meeting the material variance reporting threshold set by Council for the 2018/2019 Financial Year.

Description	2018/2019 Actual	2018/2019 Amended Budget YTD	2018/2019 Amended Budget	2018/19 YTD Bud Variance	2018/19 YTD Bud Variance
	\$	\$	\$	%	\$
Revenue from Ordinary Activities					
Operating Grants, Subsidies and Contributions	1,142,163	898,249	3,958,925	27.15%	243,914
Other Revenue	442,456	107,615	337,740	311.15%	334,841
Interest Earnings	863,837	683,424	2,283,760	26.40%	180,413

Operating Grants:

The main items affected are listed below:

Cost Code	Cost Code Description	Variance YTD
<u>Planning and Development Services</u>		
10942	Bushfire Risk Management Planning - DFES	141,285
<u>Engineering and Works Services</u>		
M9970	Tree Removal and Clean up	127,893

Other Revenue:

The main items affected are listed below:

Cost Code	Cost Code Description	Variance YTD
<u>Finance and Corporate Services</u>		
10250	Information & Communication Technology Services - Sundry Income (GST) – Note offset with Lease payments	277,171
<u>Engineering and Works Services</u>		
G0030	Busselton Transfer Station - Sale of Scrap Materials	50,169
G0031	Dunsborough Waste Facility - Sale of Scrap Materials	21,860

Interest Earnings:

Interest earnings are better than YTD Budget by \$180K, this is better than expected interest errant on restricted assets YTD.

Operating Expenditure:

Expenditure from ordinary activities, excluding depreciation, is \$2.44M less than expected when compared to YTD budget with the following items meeting the material variance reporting threshold set by Council for the 2018/2019 Financial Year.

Materials and Contracts:

The main items affected are listed below:

Cost Code	Cost Code Description / GL Activity	Variance YTD
<u>Finance and Corporate Services</u>		
10250	Information & Communication Technology Services	(44,571)
10251	Business Systems	59,697
10500	Legal and Compliance Services	35,582
<u>Community and Commercial Services</u>		
10591	Geographe Leisure Centre	48,587
10600	Busselton Jetty Tourist Park	59,263
10900	Cultural Planning	33,478
10980	Other Law, Order & Public Safety	48,324
11151	Airport Operations	35,340
<u>Planning and Development Services</u>		
10830	Environmental Management Administration	29,712
11170	Meelup Regional Park	47,251
<u>Engineering and Works Services</u>		
11101	Engineering Services Administration	63,231
11160	Busselton Jetty	261,264
11300	Sanitation Waste Services Administration	44,461
11301	Regional Waste Management Administration	40,000
12620	Rural-Tree Pruning	(59,000)
A9999	Miscellaneous Bridge Maintenance	44,114
B1000	Administration Building- 2-16 Southern Drive	31,421
B1401	Old Butter Factory	(72,923)
B1514	Asbestos Removal & Replacement	29,995
G0031	Dunsborough Waste Facility	(32,662)
G0032	Rubbish Sites Development	33,332
G0034	External Waste Disposal	37,768
G0042	BTS External Restoration Works	(26,983)
R0004	Bsn Foreshore Precinct (not including Skate Park)	70,607
R0820	Almond Green Park (Provence)	24,783
5280	Transport - Fleet Management	136,373

Utilities:

There is an overall variance in utility charges of \$118K this variance is spread over 364 individual line items with an average variance of only \$324 per item.

Depreciation:

There is an overall variance in depreciation of \$960K, it should be noted that this is a non-cash item and does not impact on the City's surplus position. The variance can be attributed to the fact that Fair Valuation of infrastructure assets was completed post budget adoption and the increase in valuation was unable to be included in the 2018/2018 budget.

Insurance:

There is an YTD variance in insurance costs of \$136K, this is of a timing issue only.

Other Expenditure:

There is an YTD variance in other costs of \$685K, this is considered a timing issue only, and the main items affected are listed below:

Cost Code	Cost Code Description / GL Activity	Variance YTD
<u>Executive Services</u>		
10001	Office of the CEO	25,947
<u>Finance and Corporate Services</u>		
10000	Members of Council	52,511
10151	Rates Administration	27,255
<u>Community and Commercial Services</u>		
10530	Community Services Administration	50,950
11156	Airport Development Operations	500,000
<u>Engineering and Works Services</u>		
B1223	Micro Brewery - Public Ablution	40,000

Allocations:

Allocations are running \$143Kk under YTD budget; these items are an internal allocation of administrative costs from the Finance and Corporate Services division.

Borrowing Costs – Interest Expenses:

Interest expenses are \$39k less than YTD budget, no new loans have been taken at this point in time.

Non-Operating Grants, Subsidies and Contributions:

Non-Operating Grants, Subsidies and Contributions are less than YTD budget by \$3.127M with the main items impacting on the above result being the timing of the receipt of "Airport Development - Project Grant" with a current negative result of \$2.73M and Contributions – Public Art \$371K less than YTD Budget.

Capital Expenditure

As at 31 October 2018, there is a variance of -59.67% or -\$11.66M in total capital expenditure with YTD actual at -\$7.84M against an YTD budget of -\$19.44M. The airport development makes up for \$4.91M, Busselton Tennis Club – Infrastructure \$1.24M, Plant and Equipment Purchases \$1M Council Roads Initiative projects \$933K, Eastern Link - Busselton Traffic Study \$900K, Main Roads projects \$716K, Sanitation Infrastructure \$640K, Parks Gardens and Reserves \$457K Senior Citizens Building project, Beach Restoration \$250K, Furniture and Equipment \$213K, Dunsborough Cycleway \$213K and Busselton Jetty Precinct (769,723). These items of under expenditure also assists in explaining the above current YTD shortfall in Non-Operating Grants.

The attachments to this report include detailed listings of the following capital expenditure (project) items, to assist in reviewing specific variances.

Investment Report

Pursuant to the Council's Investment Policy, a report is to be provided to the Council on a monthly basis, detailing the investment portfolio in terms of performance and counterparty percentage exposure of total portfolio. The report is also to provide details of investment income earned against budget, whilst confirming compliance of the portfolio with legislative and policy limits.

As at 31st October 2018 the value of the City's invested funds totalled \$83.3M, up from \$80.8M as at 30th September. The increase is due to the inflow of funding associated with the annual rate levies.

During the month of October two term deposits held with two different institutions totalling \$4.5M matured. All were renewed for a further 152 days at 2.67% (on average).

The balance of the 11am account (an intermediary account which offers immediate access to the funds compared to the term deposits and a higher rate of return compared to the cheque account) increased by \$2.5M.

The balance of the Airport Development ANZ cash account remained steady this month.

The RBA left official rates on hold during October. Future movements remain uncertain at this point.

Chief Executive Officer – Corporate Credit Card

Details of monthly (September to October) transactions made on the Chief Executive Officer's corporate credit card are provided below to ensure there is appropriate oversight and awareness of credit card transactions made.

Date	Amount	Payee	Description
29-Sep-18	\$110.00	Riverview On Mount Street	Accommodation - Cr McCallum Attending Tennis Awards
26-Sep-18	\$158.00	Aloft Perth	Accommodation - Maxine Palmer Attending Tennis Awards
01-Oct-18	\$280.00	Tennis West Burswood	Tennis Industry Awards 2018 x 2 Registrations
08-Oct-18	\$185.00	Local Government Managers Assocn.	LG Professionals Membership T King
08-Oct-18	\$80.00	NPA WA West Perth	Attend Nationals WA Sundowner (Mayor)
08-Oct-18	\$59.99	Snapfish Australia	Departure Gift – Cliff Frewing Canvas Print
15-Oct-18	\$56.30	Tall Timbers Manjimup	Lunch Meeting with Minister (CEO/Mayor)

Date	Amount	Payee	Description
15-Oct-18	\$156.55	Kingsley Motel Manjimup	Accommodation For Mayor
16-Oct-18	\$95.10	The Good Egg	Lunch CEO, Mayor and City of Bunbury
25-Oct-18	\$486.00	Spice Odysee	Council Meeting Dinner
26-Oct-18	\$25.00	Local Government Managers Assocn.	Refunded next period

**Funds debited against CEO Annual Professional Development Allowance as per employment Contract Agreement*

+ Allocated against CEO Hospitality Expenses Allowance

CONCLUSION

As at 31 October 2018, the City's financial performance is considered satisfactory.

OFFICER RECOMMENDATION

That the Council receives the statutory financial activity statement reports for the period ending 31 October 2018, pursuant to Regulation 34(4) of the Local Government (Financial Management) Regulations.

City of Busselton**Statement of Financial Activity****For The Period Ending 31 October 2018**

	2018/2019 Actual	2018/2019 Amended Budget YTD	2018/2019 Original Budget YTD	2018/2019 Amended Budget	2018/2019 Original Budget	2018/19 YTD Bud (A) Variance
	\$	\$	\$	\$	\$	%
Revenue from Ordinary Activities						
Rates	48,180,287	48,135,957	48,135,957	48,575,646	48,575,646	0.09%
Operating Grants, Subsidies and Contributions	1,142,163	898,249	751,384	3,958,925	3,747,650	27.15%
Fees & Charges	9,367,095	9,186,253	9,186,253	15,828,160	15,828,160	1.97%
Other Revenue	442,456	107,615	107,615	337,740	337,740	311.15%
Interest Earnings	863,837	683,424	683,424	2,283,760	2,283,760	26.40%
	59,995,838	59,011,498	58,864,633	70,984,231	70,772,956	1.67%
Expenses from Ordinary Activities						
Employee Costs	(10,401,774)	(10,927,330)	(10,927,330)	(31,215,454)	(31,215,454)	4.81%
Materials & Contracts	(4,430,590)	(6,178,445)	(6,128,680)	(18,833,959)	(18,621,467)	28.29%
Utilities (Gas, Electricity, Water etc)	(737,697)	(856,129)	(856,129)	(2,569,240)	(2,569,240)	13.83%
Depreciation on non current assets	(7,433,425)	(6,472,786)	(6,472,786)	(19,070,922)	(19,070,922)	-14.84%
Insurance Expenses	(712,563)	(576,357)	(576,357)	(698,808)	(698,808)	-23.63%
Other Expenditure	(828,122)	(1,513,508)	(1,513,508)	(4,819,009)	(4,770,041)	45.28%
Allocations	424,450	567,535	567,535	1,723,162	1,723,162	25.21%
	(24,119,721)	(25,957,020)	(25,907,255)	(75,484,230)	(75,222,770)	7.08%
Borrowings Cost Expense						
Interest Expenses	(361,589)	(401,291)	(401,291)	(1,374,387)	(1,374,387)	9.89%
	(361,589)	(401,291)	(401,291)	(1,374,387)	(1,374,387)	9.89%
Non-Operating Grants, Subsidies and Contributions	1,614,638	4,741,643	4,741,643	32,402,981	30,347,185	-65.95%
Profit on Asset Disposals	50,321	38,276	38,276	82,137	82,137	31.47%
Loss on Asset Disposals	(12,573)	(14,862)	(14,862)	(34,577)	(34,577)	15.40%
	1,652,386	4,765,057	4,765,057	32,450,541	30,394,745	-65.32%
Net Result	37,166,914	37,418,244	37,321,144	26,576,155	24,570,544	-0.67%
Adjustments for Non-cash Revenue & Expenditure						
Depreciation	7,433,425	6,472,786	6,472,786	19,070,922	19,070,922	
Donated Assets	(42,000)	(5,000)	(5,000)	(8,365,000)	(8,365,000)	
(Profit)/Loss on Sale of Assets	(37,748)	(23,414)	(23,414)	(47,560)	(47,560)	
Allocations & Other Adjustments	73	0	0	0	0	
Deferred Pensioner Movements (Non-current)	12,120	0	0	0	0	
Recording of Employee Benefit Provisions (NC)	0	0	0	0	0	
Deposit & Bonds Movements (cash backed NC)	297,182	0	0	0	0	
Capital Revenue & (Expenditure)						
Land & Buildings	(343,558)	(5,216,982)	(5,216,982)	(17,902,816)	(17,618,620)	93.41%
Plant & Equipment	(947,492)	(1,953,000)	(1,953,000)	(6,880,100)	(5,363,500)	51.49%
Furniture & Equipment	(95,800)	(309,164)	(309,164)	(883,640)	(883,640)	69.01%
Infrastructure	(6,454,034)	(11,964,251)	(11,862,769)	(37,259,070)	(36,804,070)	46.06%
Proceeds from Sale of Assets	291,090	555,650	555,650	1,045,950	1,045,950	-47.61%
Proceeds from New Loans	0	0	0	3,150,000	3,150,000	0.00%
Self Supporting Loans - Repayment of Principal	25,125	25,126	25,126	79,253	79,253	0.00%
Total Loan Repayments - Principal	(995,135)	(906,468)	(906,468)	(3,155,395)	(3,155,395)	-9.78%
Advances to Community Groups	0	0	0	(150,000)	(150,000)	0.00%
Transfer to Restricted Assets	(643,776)	(182,664)	(182,664)	(551,000)	(551,000)	-252.44%
Transfer from Restricted Assets	3,411,252	4,690,120	4,690,120	14,423,922	14,423,922	-27.27%
Transfer to Reserves	(7,296,445)	(6,699,566)	(6,699,566)	(19,269,123)	(19,269,123)	-8.91%
Transfer from Reserves	534,298	534,298	534,298	26,606,211	26,356,026	0.00%
Opening Funds Surplus/ (Deficit)	3,511,291	3,511,291	3,511,291	3,511,291	3,511,291	
Net Current Position - Surplus / (Deficit)	35,826,782	25,947,006	25,951,388	(0)	0	

City of Busselton

Net Current Position

For The Period Ending 31 October 2018

	2018/19 Actual	2018/19 Amended Budget	2018/19 Original Budget	2017/18 Actual
	\$	\$	\$	\$
<u>NET CURRENT ASSETS</u>				
<u>CURRENT ASSETS</u>				
Cash - Unrestricted	12,071,193	1,577,000	1,577,000	4,885,287
Cash - Restricted	71,435,532	46,318,042	46,568,227	67,528,052
Sundry Debtors	3,118,653	2,800,000	2,800,000	3,078,872
Rates Outstanding - General	24,001,730	1,100,000	1,100,000	1,262,372
Stock on Hand	16,543	23,000	23,000	23,671
	<u>110,643,651</u>	<u>51,818,042</u>	<u>52,068,227</u>	<u>76,778,254</u>
<u>LESS: CURRENT LIABILITIES</u>				
Bank Overdraft	0	0	0	0
Sundry Creditors	3,381,337	5,500,000	5,500,000	5,738,911
Performance Bonds	4,115,744	3,818,562	3,818,562	3,818,562
	<u>7,497,081</u>	<u>9,318,562</u>	<u>9,318,562</u>	<u>9,557,473</u>
Current Position (inclusive of Restricted Funds)	103,146,570	42,499,480	42,749,665	67,220,781
Add: Cash Backed Liabilities (Deposits & Bonds)	4,115,744	3,818,562	3,818,562	3,818,562
Less: Cash - Restricted Funds	(71,435,532)	(46,318,042)	(46,568,227)	(67,528,052)
<u>NET CURRENT ASSET POSITION</u>	<u>35,826,782</u>	<u>0</u>	<u>0</u>	<u>3,511,291</u>

City of Busselton**Capital Acquisition Report****Property, Plant & Equipment, Infrastructure****For the Period Ended 31 October 2018**

Description		2018/19 Actual	2018/19 Amended Budget	2018/19 Budget YTD Variance
		\$	\$	%
>> Property, Plant & Equipment				
Land				
10610	Property Services Administration	0	100,000	0.00%
10930	Fire Prevention Council	0	200,000	0.00%
10970	Parking Control	0	1,300,000	0.00%
11300	Sanitation Waste Services Administration	5,000	50,000	0.00%
		5,000	1,650,000	0.00%
Buildings				
Major Projects				
Major Project - Busselton Foreshore				
B9570	Foreshore East-Youth Precinct Community Youth Building/SLSC	9,190	12,710	116.95%
B9583	Railway House	11,536	18,360	88.50%
B9600	Old Vasse Lighthouse	2,600	220,000	0.00%
		23,326	251,070	125.24%
Major Project - Administration Building				
B9010	Civic and Administration Centre Construction	16,721	95,000	-47.19%
		16,721	95,000	-47.19%
Buildings (Other)				
B9109	Hithergreen Building Renovations	0	68,886	0.00%
B9112	Ambergate Bushfire Brigade Shed	184,438	362,055	237.28%
B9113	Vasse Bushfire Brigade Appliance Bay Facility	0	8,655	0.00%
B9114	Sussex BFB Concrete Apron	0	8,655	0.00%
B9300	Aged Housing Capital Improvements - Winderlup	19,554	60,000	-2.23%
B9301	Aged Housing Capital Improvements - Harris Road	45,254	48,200	181.78%
B9302	Aged Housing Capital Improvements - Winderlup Court (City)	12,266	51,000	-27.85%
B9407	Busselton Senior Citizens	0	750,000	-100.00%
B9511	ArtGeo Building	0	73,000	-100.00%
B9512	GLC Aerobic Additions / Sauna Room	0	30,000	0.00%
B9516	Busselton Library Upgrade	0	11,000	-100.00%
B9517	GLC - Pool Relining	0	50,000	-100.00%
B9528	GLC - Plant Room	0	57,819	-100.00%
B9538	Weld Theatre	278	15,000	0.00%
B9556	NCC Upgrade	15,929	107,818	-62.62%
B9588	Old Court House Building Upgrade	0	75,000	-100.00%
B9591	Performing Arts Convention Centre	5,850	50,000	-64.90%

City of Busselton**Capital Acquisition Report****Property, Plant & Equipment, Infrastructure****For the Period Ended 31 October 2018**

Description	2018/ 19 Actual	2018/19 Amended Budget	2018/19 Budget YTD Variance
B9596 GLC Building Improvements	125	260,000	0.00%
B9604 Womens Change Facility Bovell	0	35,000	-100.00%
B9605 Energy Efficiency Initiatives (Various Buildings)	0	100,000	-100.00%
B9716 Airport Terminal Stage 2	(24,308)	12,915,000	-100.56%
B9717 Airport Construction, Existing Terminal Upgrade	0	500,000	-100.00%
B9804 Bsn Jetty Tourist Park Home	39,126	55,258	112.41%
B9808 Busselton Jetty Tourist Park Upgrade	0	214,400	-100.00%
	298,511	15,906,746	-94.23%
Total Buildings	338,558	16,252,816	-93.51%
<u>Plant & Equipment</u>			
10250 Information & Communication Technology Services	0	15,000	0.00%
10251 Business Systems	0	40,000	0.00%
10360 Customer Services	0	40,000	-100.00%
10502 Community & Commercial Services Support	0	50,000	0.00%
10530 Community Services Administration	0	40,000	-100.00%
10630 Property and Business Development	31,292	35,000	-10.59%
10800 Planning Directorate Support	0	50,000	-100.00%
10808 Compliance Services	0	40,000	-100.00%
10820 Strategic Planning	37,605	40,000	-5.99%
10920 Environmental Health Services Administration	38,885	40,000	-2.79%
10940 Fire Prevention DFES	0	55,000	-100.00%
10980 Other Law, Order & Public Safety	31,877	35,000	-8.92%
11000 Engineering & Works Services Support	55,000	50,000	10.00%
11101 Engineering Services Administration	33,844	35,000	0.00%
11107 Engineering Services Design	0	35,000	-100.00%
11156 Airport Development Operations	0	150,000	-100.00%
11300 Sanitation Waste Services Administration	36,816	40,000	-7.96%
11401 Transport - Workshop	3,495	111,000	-92.23%
11402 Plant Purchases (P10)	413,108	1,927,000	-5.47%
11403 Plant Purchases (P11)	14,075	805,500	-94.64%
11404 Plant Purchases (P12)	211,720	1,470,000	-61.22%
11407 P&E - P&G Smart Technologies	0	150,000	-100.00%
11500 Operations Services Administration	38,503	110,000	-48.66%
B1013 Dunsborough Bushfire Brigade	0	178,300	0.00%
B1015 Hithergreen District Bushfire Brigade	0	465,200	0.00%
B1024 Wilyabrup Bushfire Brigade	0	178,300	0.00%
B1026 Yallingup Rural Bushfire Brigade	0	597,600	0.00%
B1029 Busselton Branch SES	1,272	97,200	0.00%
	947,492	6,880,100	-51.49%
<u>Furniture & Office Equipment</u>			
10250 Information & Communication Technology Services	3,232	46,400	-79.10%
10251 Business Systems	82,568	258,500	-4.16%
10530 Community Services Administration	0	5,000	-100.00%

City of Busselton**Capital Acquisition Report****Property, Plant & Equipment, Infrastructure****For the Period Ended 31 October 2018**

Description	2018/19 Actual	2018/19 Amended Budget	2018/19 Budget YTD Variance
10590 Naturaliste Community Centre	0	16,110	0.00%
10591 Geographe Leisure Centre	0	63,600	-100.00%
10625 Art Geo Administration	10,000	12,000	-16.67%
10900 Cultural Planning	0	152,030	-100.00%
11156 Airport Development Operations	0	300,000	-100.00%
11160 Busselton Jetty	0	5,000	-100.00%
B1361 YCAB (Youth Precinct Foreshore)	0	25,000	-100.00%
	95,800	883,640	-69.01%
Sub-Total Property, Plant & Equipment	1,386,850	25,666,556	-81.46%

>> Infrastructure**Major Project - Busselton Foreshore**

C0029 Queen West Foreshore Carpark	84,511	203,000	24.89%
C3065 Signal Park	29,120	72,000	21.33%
C3094 Busselton Foreshore - Stage 3	4,938	220,672	-82.92%
C3112 Busselton Foreshore - Exercise Equipment	0	225,000	0.00%
C3113 Busselton Tennis Club - Infrastructure	48,164	3,862,894	-96.26%
C3150 Busselton Foreshore Stage 3: Toddler's Playground	4,875	133,510	0.00%
C3168 Busselton Foreshore Jetty Precinct	1,362,872	1,645,509	129.77%
C3179 Jetty Precinct Bike Racks/Bin Enclosures	1,192	12,500	-71.37%
C3180 Marine Tree Sward Planting	32,480	90,000	8.27%
C3181 Minor Capital Improvements, Fencing, Seating, Lighting etc	0	20,500	-100.00%
C3182 Relocation of Veteran Car Club	2,600	250,000	0.00%
C3183 Queen Street Look Out Art Work	0	25,000	-100.00%
C3189 Fencing Possum Park Barnard East	0	30,000	-100.00%
	1,570,753	6,790,585	-24.30%

Major Project - Administration Building

C0043 Administration Building Carpark	0	100,000	-100.00%
	0	100,000	-100.00%

Footpaths Construction

F0035 Dunsborough Lakes Drive to N.C.C.	3,925	152,000	-92.25%
F0066 Bussell Highway Footpath Sections	389,881	589,820	98.30%
F0075 Armitage Drive Footpath - Navigation Way to Avocet Boulevard	0	44,608	-100.00%
F0077 Valley Road Footpath	2,638	62,000	-87.23%
F0078 Signal Park Bypass New Path	1,237	70,000	-94.70%
F0079 Bovell Street Footpath	27,400	60,000	37.00%
	425,081	978,428	30.33%

City of Busselton**Capital Acquisition Report****Property, Plant & Equipment, Infrastructure****For the Period Ended 31 October 2018**

Description	2018/19 Actual	2018/19 Amended Budget	2018/19 Budget YTD Variance
<u>Drainage Construction - Street</u>			
D0009 Busselton LIA - Geocatch Drain Partnership	360	30,000	-96.40%
D0015 Valley Road Drainage Upgrade	12,647	230,000	-83.50%
D0017 Chain Avenue - Drainage Works	0	187,982	-100.00%
D0018 Centurion Way - Drainage Works	0	11,991	-100.00%
D0019 Johnston Avenue Drainage Upgrade - Stage 2	18,710	25,000	124.55%
D0020 Glenmeer Ramble Drainage	0	60,000	-100.00%
	31,716	544,973	-82.54%
<u>Car Parking Construction</u>			
C0013 Yallingup Beach Car Park	96	101,000	-99.71%
C0044 Meelup Coastal Nodes - Carpark upgrade	0	256,886	-100.00%
C0049 Port Geographe Marina Carparking	211	190,380	-99.67%
	307	548,266	-99.71%
<u>Bridges Construction</u>			
A0022 Yallingup Beach Road Bridge - 3347	0	222,000	0.00%
	0	222,000	0.00%
<u>Cycleways Construction</u>			
F1018 Dunsborough Cycleway CBD to Our Lady of the Cape School	13,627	681,000	-94.00%
	13,627	681,000	-94.00%
<u>Townscape Construction</u>			
C1001 Queen Street Upgrade - Duchess to Kent Street	0	122,450	-100.00%
C1024 Dunsborough Road Access Improvements Stage 1	432,649	1,296,501	0.11%
	432,649	1,418,951	-8.53%
<u>Boat Ramps Construction</u>			
C1502 Old Dunsborough Boat Ramp Finger Jetty	0	22,200	-100.00%
C1512 Port Geographe Boat Ramp Renewal Works	0	220,000	-100.00%
	0	242,200	-100.00%
<u>Depot Construction</u>			
C2006 Depot Washdown Facility Upgrades	0	110,000	-100.00%

City of Busselton**Capital Acquisition Report****Property, Plant & Equipment, Infrastructure****For the Period Ended 31 October 2018**

Description	2018/19 Actual	2018/19 Amended Budget	2018/19 Budget YTD Variance
	0	110,000	-100.00%
Beach Restoration			
C2504 Groyne Construction	0	48,150	-100.00%
C2512 Sand Re-Nourishment	261	173,410	-99.34%
C2520 Coastal Protection Works	3,412	45,000	-77.25%
C2523 Broadwater Beach Coastal Protection Stage 1 of 4	0	150,000	0.00%
C2525 Wonnerup Groynes 3, 5, & 6	0	300,000	-100.00%
C2526 Baudin/ Wonnerup Groynes	0	300,000	-100.00%
C2527 Storm Damage Renewal of Infrastructure	366	95,000	-98.85%
C2528 Craig Street Groyne and Sea Wall	0	250,000	0.00%
	4,039	1,361,560	-98.66%
Parks, Gardens & Reserves			
C3006 Playgrounds General - Replacement of playground equipment	0	15,000	0.00%
C3007 Park Furniture Replacement - Replace aged & unsafe Equip	0	43,000	0.00%
C3024 Dunsborough Oval - Lighting Upgrade	0	55,000	-100.00%
C3048 BBQ Placement and Replacement	3,966	13,000	-8.45%
C3122 Rails to Trails	282	248,723	-99.66%
C3131 Elijah Circle POS	0	24,620	-100.00%
C3143 NCC Infrastructure	3,039	3,039	200.30%
C3145 Churchill Park	2,005	188,837	-96.82%
C3146 Dunsborough Town Centre	12,240	87,457	-58.01%
C3154 Administration Building Landscaping Works	7,294	20,000	9.38%
C3157 Port Geographe - Layman Road Native Tree Planting	11,288	33,158	2.14%
C3158 Port Geographe - Casurina Replacements on Layman Road	0	21,100	-100.00%
C3159 Port Geographe - Burgee Cove (Western Side of Bridge)	0	92,543	-100.00%
C3160 Port Geographe - Reticulated POS at Layman Rd R/About	127,968	286,513	33.99%
C3163 Port Geographe - Outstanding Minor Repairs	0	30,000	-100.00%
C3164 Port Geographe - Reticulation Upgrade Scheme to Bore Water	146,647	332,927	32.14%
C3166 Vasse River Foreshore - Bridge to Bridge	173	94,317	-99.22%
C3174 Old Broadwater Farm Drink Fountain	2,813	5,000	0.00%
C3175 Currawong Drive Drink Fountain	2,908	5,000	0.00%
C3176 Coastal Fencing	0	10,000	-100.00%
C3177 Shade Sail Program	0	100,000	-100.00%
C3178 Ping Pong Facility at Foreshore	748	10,000	0.00%
C3184 Rotary Park Entry Gateway Landscape Upgrade	0	13,500	0.00%
C3185 Foreshore Skate Park Seating	0	26,000	0.00%
C3186 Lou Weston Oval - Courts	16,600	700,000	-92.89%
C3187 Port Geographe Reticulation Upgrades	0	65,000	-100.00%
C3188 Port Geographe Capital Replacement and Tree Planting	15,917	25,000	91.03%
C3190 Mobile Grand Stands	0	30,000	-100.00%
	353,887	2,578,734	-56.37%
Cemetery Capital Works			

City of Busselton**Capital Acquisition Report****Property, Plant & Equipment, Infrastructure****For the Period Ended 31 October 2018**

Description	2018/ 19 Actual	2018/19 Amended Budget	2018/19 Budget YTD Variance
C1604 Pioneer Cemetery Infrastructure Upgrades	0	52,000	-100.00%
C1605 Busselton Cemetery Infrastructure Upgrades	0	100,000	0.00%
C1609 Pioneer Cemetery - Implement Conservation Plan	2,040	20,000	-69.40%
	2,040	172,000	-91.50%
<u>Beach Front Infrastructure Works</u>			
C1755 Dunsborough Beach Enclosure Net Replacement	0	90,000	-100.00%
C1758 Beach Access Stairs - Bay View Crescent	0	21,000	0.00%
C1760 King Street Reserve - Park Upgrade (Coastal Node)	0	77,500	0.00%
	0	188,500	-100.00%
<u>Aged Housing - Infrastructure Works</u>			
C3451 Aged Housing Infrastructure (Upgrade)	0	13,300	-100.00%
	0	13,300	-100.00%
<u>Sanitation Infrastructure</u>			
C3479 Vidler Road Waste Site Capital Improvements	715	403,750	-99.47%
C3481 Transfer Station Development	173	442,340	-99.88%
C3485 Site Rehabilitation - Busselton	20,568	1,050,000	-94.12%
	21,456	1,896,090	-96.61%
<u>Airport Development</u>			
C6086 Airport Construction - Air Freight Hub Stage 1	0	3,000,000	-100.00%
C6087 Airport Construction Stage 2, Landside Civils & Services Inf	993,078	691,170	331.05%
C6091 Airport Construction Stage 2, Noise Management Plan	0	869,550	-100.00%
C6092 Airport Construction Stage 2, Airfield	895,272	1,150,000	133.55%
C6095 Airport Construction Stage 2, External Services	631,315	2,300,000	-17.65%
C6099 Airport Development - Project Expenses	372,800	1,892,760	-41.98%
	2,892,464	9,903,480	-12.69%
<u>Main Roads</u>			
S0022 Floodgate Road	129	31,000	-98.75%
S0035 Strelly Street / Barlee Street Roundabout	1,194	450,000	-99.20%
S0051 Causeway Road / Rosemary Drive Roundabout	5,895	750,000	-97.64%
S0064 Peel Terrace (Stanley Pl/Cammilleri St Intersection Upgrade)	141,859	613,033	-30.58%
S0066 Queen Street	2,185	52,846	-87.60%
S0067 Layman Road - Reconstruction Between 3250 and 6190	20,970	152,487	-58.74%
S0068 Georgiana Molloy Bus Bay Facilities	20,405	197,286	-59.19%

City of Busselton**Capital Acquisition Report****Property, Plant & Equipment, Infrastructure****For the Period Ended 31 October 2018**

Description	2018/19 Actual	2018/19 Amended Budget	2018/19 Budget YTD Variance
S0069 Peel Terrace (Brown Street Intersection Upgrades)	1,617	250,000	-98.06%
S0317 Naturaliste Terrace Asphalt Overlay	1,150	153,080	-97.75%
S0318 Bentley Road Reseal	129	27,000	-98.56%
S0319 Webster Road Reseal	172	31,000	-98.33%
S0320 Ballarat Road Reseal	129	75,000	-99.48%
	195,835	2,782,732	-78.52%
<u>Black Spot</u>			
V0002 Eastern Link - Busselton Traffic Study	66,528	2,900,000	-93.12%
	66,528	2,900,000	-93.12%
<u>Council Roads Initiative</u>			
W0005 Kaloorup Road	0	38,500	-100.00%
W0016 Hairpin Road	0	85,000	-100.00%
W0026 Yoongarillup Road	6,995	890,000	-97.64%
W0055 Lindberg Road	23,873	173,500	-58.72%
W0058 Quininup Road	29,692	79,000	12.74%
W0074 Chapman Hill Road	722	35,400	-93.88%
W0084 Vasse Yallingup Siding Road	0	20,200	-100.00%
W0136 DAIP Issues District ACROD Bays, ramps, signs etc	22,382	40,173	67.13%
W0176 Signage (Alternate CBD Entry)	0	19,796	-100.00%
W0183 Carter Road	756	26,000	-91.28%
W0190 Miamup Road	0	16,200	-100.00%
W0192 Valley Road	49	46,840	-99.69%
W0195 Yallingup Beach Road	0	20,000	-100.00%
W0204 Greenfield Road (Loop) - One way layout	0	54,720	-100.00%
W0209 Layman Road Re-Shouldering	25,919	50,000	55.50%
W0210 Lewis Road Gravel Resheet	27,920	36,000	132.66%
W0211 Koorabin Drive Stage 2	0	50,000	-100.00%
W0212 Hamilton Way Asphalt Overlay	15,450	281,000	-83.51%
W0213 Forsythe Place Asphalt Overlay	1,123	106,400	-96.83%
W0214 McGregor Place Asphalt Overlay	28,823	47,900	80.51%
W0215 Langridge Place Asphalt Overlay	42,883	78,200	64.50%
W0216 Fredrick Street Partial Reconstruction	0	40,000	-100.00%
W0217 Russell Street Asphalt Overlay & Footpath	62,016	79,000	135.52%
W0218 Herring Street Asphalt Overlay & Footpath	5,590	67,000	-74.97%
W0219 Wakeford Street Asphalt Overlay	10,325	66,700	-53.57%
W0220 Mann Street Asphalt Overlay	31,517	19,900	375.23%
W0221 Eagle Bay Meelup Road Reseal	0	15,000	-100.00%
W0222 Neville Hyder Drive & Vasse Hwy Intersection	107,297	287,000	-45.58%
W0223 Reading Street Reconstruction and Widen	317	185,000	-99.49%
W0224 Jones Way Asphalt Overlay	0	355,000	-100.00%
W0225 College Avenue Reconstruction	0	92,000	-100.00%
W0226 Vickery/O'Donnel Asphalt Overlay	0	52,132	-100.00%
W0227 William Drive Asphalt Overlay	0	228,310	-100.00%

City of Busselton

Capital Acquisition Report

Property, Plant & Equipment, Infrastructure

For the Period Ended 31 October 2018

Description		2018/19 Actual	2018/19 Amended Budget	2018/19 Budget YTD Variance
W0228	Gaia Close Asphalt Overlay	0	47,400	-100.00%
W0229	Tom Cullity Drive Second Coat Seal	0	97,000	-100.00%
		443,649	3,826,271	-67.78%
Sub-Total Infrastructure		6,454,034	37,259,070	-46.06%
Grand Total - Capital Acquisitions		7,840,884	62,925,626	

City of Busselton**Reserves Movement Report****For The Period Ending 31 October 2018**

	2018/2019 Actual	2018/2019 Amended Budget
	\$	\$
100 Airport Infrastructure Renewal and Replacement Reserve		
Accumulated Reserves at Start of Year	1,325,501.46	1,325,501.46
Interest transfer to Reserves	11,427.88	24,864.00
Transfer from Muni	178,816.00	536,450.00
Transfer to Muni	(39,000.00)	(231,630.00)
	1,476,745.34	1,655,185.46
136 Airport Marketing Reserve		
Accumulated Reserves at Start of Year	1,583,014.10	1,583,014.10
Interest transfer to Reserves	23,101.03	29,700.00
Transfer from Muni	1,532,412.00	1,708,245.00
Transfer to Muni	0.00	(1,590,287.00)
	3,138,527.13	1,730,672.10
143 Airport Noise Mitigation Reserve		
Interest transfer to Reserves	6,271.27	0.00
Transfer from Muni	869,550.00	869,550.00
Transfer to Muni	0.00	(869,550.00)
	875,821.27	0.00
148 Airport Existing Terminal Building Reserve		
Interest transfer to Reserves	214.82	0.00
Transfer from Muni	39,000.00	39,000.00
	39,214.82	39,000.00
106 Building Reserve		
Accumulated Reserves at Start of Year	1,193,933.21	1,193,933.21
Interest transfer to Reserves	8,222.84	22,392.00
Transfer from Muni	120,488.00	868,472.18
Transfer to Muni	(293,918.00)	(661,918.00)
	1,028,726.05	1,422,879.39
404 Barnard Park Sports Pavilion Building Reserve		
Interest transfer to Reserves	14.47	0.00

City of Busselton**Reserves Movement Report****For The Period Ending 31 October 2018**

	2018/2019 Actual	2018/2019 Amended Budget
	\$	\$
Transfer from Muni	3,500.00	10,500.00
	3,514.47	10,500.00
405 Railway House Building Reserve		
Interest transfer to Reserves	22.73	0.00
Transfer from Muni	5,500.00	16,500.00
	5,522.73	16,500.00
406 Youth and Community Activities Building Reserve		
Interest transfer to Reserves	61.97	0.00
Transfer from Muni	15,000.00	45,000.00
	15,061.97	45,000.00
407 Busselton Library Building Reserve		
Interest transfer to Reserves	255.58	0.00
Transfer from Muni	49,600.00	83,580.00
Transfer to Muni	0.00	(11,000.00)
	49,855.58	72,580.00
131 Busselton Community Resource Centre		
Accumulated Reserves at Start of Year	156,653.93	156,653.93
Interest transfer to Reserves	1,313.59	2,940.00
Transfer from Muni	7,358.00	29,433.00
	165,325.52	189,026.93
408 Busselton Jetty Tourist Park Reserve		
Interest transfer to Reserves	300.57	0.00
Transfer from Muni	72,756.00	218,272.00
Transfer to Muni	0.00	(214,400.00)
	73,056.57	3,872.00

City of Busselton**Reserves Movement Report****For The Period Ending 31 October 2018**

	2018/2019 Actual	2018/2019 Amended Budget
	\$	\$
409 Geographe Leisure Centre Building Reserve		
Interest transfer to Reserves	1,454.20	0.00
Transfer from Muni	282,332.00	476,640.00
Transfer to Muni	0.00	(290,000.00)
	283,786.20	186,640.00
331 Joint Venture Aged Housing Reserve		
Accumulated Reserves at Start of Year	997,854.77	997,854.77
Interest transfer to Reserves	8,171.92	18,720.00
Transfer from Muni	58,932.00	176,800.00
Transfer to Muni	0.00	(121,500.00)
	1,064,958.69	1,071,874.77
403 Aged Housing Resident Funded (Council)		
Accumulated Reserves at Start of Year	186,717.69	186,717.69
Interest transfer to Reserves	1,503.06	3,504.00
Transfer from Muni	0.00	0.00
Transfer to Muni	0.00	(66,200.00)
	188,220.75	124,021.69
410 Naturaliste Community Centre Building Reserve		
Interest transfer to Reserves	402.76	0.00
Transfer from Muni	81,450.00	159,078.00
Transfer to Muni	0.00	(100,000.00)
	81,852.76	59,078.00
411 Civic and Administration Building Reserve		
Interest transfer to Reserves	254.76	0.00
Transfer from Muni	61,668.00	185,000.00
	61,922.76	185,000.00
110 Jetty Maintenance Reserve		
Accumulated Reserves at Start of Year	4,193,450.51	4,193,450.51
Interest transfer to Reserves	34,856.04	78,660.00
Transfer from Muni	0.00	1,249,044.00

City of Busselton**Reserves Movement Report****For The Period Ending 31 October 2018**

	2018/2019 Actual	2018/2019 Amended Budget
	\$	\$
Transfer to Muni	(120,000.00)	(1,552,610.00)
	4,108,306.55	3,968,544.51
150 Jetty Self Insurance Reserve		
Interest transfer to Reserves	495.74	0.00
Transfer from Muni	120,000.00	360,000.00
	120,495.74	360,000.00
222 Asset Depreciation Reserve		
Accumulated Reserves at Start of Year	563,412.18	563,412.18
Interest transfer to Reserves	4,377.39	10,572.00
Transfer to Muni	0.00	(573,984.18)
	567,789.57	0.00
223 Road Asset Renewal Reserve		
Accumulated Reserves at Start of Year	1,299,765.50	1,299,765.50
Interest transfer to Reserves	12,443.99	24,384.00
Transfer from Muni	850,320.00	2,550,956.00
Transfer to Muni	(81,380.00)	(3,875,096.00)
	2,081,149.49	9.50
224 Footpath/ Cycle Ways Reserve		
Interest transfer to Reserves	319.37	0.00
Transfer from Muni	77,304.00	231,906.00
Transfer to Muni	0.00	(231,906.00)
	77,623.37	0.00

City of Busselton**Reserves Movement Report****For The Period Ending 31 October 2018**

	2018/2019 Actual	2018/2019 Amended Budget
	\$	\$
115 Plant Replacement Reserve		
Accumulated Reserves at Start of Year	2,185,395.64	2,185,395.64
Interest transfer to Reserves	16,173.42	40,992.00
Transfer from Muni	281,864.00	845,588.00
Transfer to Muni	0.00	(2,179,650.00)
	<hr/> 2,483,433.06	<hr/> 892,325.64
137 Busselton Traffic Study Implementation Reserve		
Accumulated Reserves at Start of Year	432,138.26	432,138.26
Interest transfer to Reserves	5,339.61	8,112.00
Transfer from Muni	420,356.00	1,211,110.00
Transfer to Muni	0.00	(1,650,000.00)
	<hr/> 857,833.87	<hr/> 1,360.26
132 CBD Enhancement Reserve		
Accumulated Reserves at Start of Year	122,490.23	122,490.23
Interest transfer to Reserves	1,064.64	2,292.00
Transfer from Muni	11,250.00	45,000.00
Transfer to Muni	0.00	(120,000.00)
	<hr/> 134,804.87	<hr/> 49,782.23
127 New Infrastructure Development Reserve		
Accumulated Reserves at Start of Year	1,834,714.76	1,834,714.76
Interest transfer to Reserves	14,201.84	34,416.00
Transfer from Muni	136,980.00	410,941.00
Transfer to Muni	0.00	(1,470,740.00)
	<hr/> 1,985,896.60	<hr/> 809,331.76
141 CPA Infrastructure Road Upgrades Reserve		
Accumulated Reserves at Start of Year	225,574.67	225,574.67
Interest transfer to Reserves	1,784.20	4,236.00
Transfer from Muni	0.00	0.00
	<hr/> 227,358.87	<hr/> 229,810.67
114 City Car Parking and Access Reserve		

City of Busselton**Reserves Movement Report****For The Period Ending 31 October 2018**

	2018/2019 Actual	2018/2019 Amended Budget
	\$	\$
Accumulated Reserves at Start of Year	875,925.14	875,925.14
Interest transfer to Reserves	7,469.99	16,428.00
Transfer from Muni	179,344.00	538,024.00
Transfer to Muni	0.00	(1,312,249.00)
	1,062,739.13	118,128.14
107 Corporate IT System Programme		
Accumulated Reserves at Start of Year	78,625.03	78,625.03
Interest transfer to Reserves	430.06	1,476.00
Transfer to Muni	0.00	0.00
	79,055.09	80,101.03
133 Election, Valuation and Corporate Expenses Reserve		
Accumulated Reserves at Start of Year	149,557.64	149,557.64
Interest transfer to Reserves	780.16	2,808.00
Transfer from Muni	116,980.00	350,949.00
Transfer to Muni	0.00	(10,300.00)
	267,317.80	493,014.64
111 Legal Expenses Reserve		
Accumulated Reserves at Start of Year	557,904.00	557,904.00
Interest transfer to Reserves	4,412.77	10,464.00
Transfer to Muni	0.00	(30,000.00)
	562,316.77	538,368.00
202 Long Service Leave Reserve		
Accumulated Reserves at Start of Year	3,111,698.09	3,111,698.09
Interest transfer to Reserves	36,818.60	58,368.00
Transfer from Muni	83,332.00	250,000.00
Transfer to Muni	0.00	(606,308.00)
	3,231,848.69	2,813,758.09

City of Busselton**Reserves Movement Report****For The Period Ending 31 October 2018**

	2018/2019 Actual	2018/2019 Amended Budget
	\$	\$
203 Professional Development Reserve		
Accumulated Reserves at Start of Year	113,024.66	113,024.66
Interest transfer to Reserves	831.88	2,124.00
Transfer from Muni	23,332.00	70,000.00
Transfer to Muni	0.00	(70,000.00)
	<hr/> 137,188.54	<hr/> 115,148.66
204 Sick Pay Incentive Reserve		
Accumulated Reserves at Start of Year	175,935.04	175,935.04
Interest transfer to Reserves	2,062.26	3,300.00
Transfer from Muni	0.00	0.00
Transfer to Muni	0.00	(70,000.00)
	<hr/> 177,997.30	<hr/> 109,235.04
124 Workers Compensation Contingency Reserve		
Accumulated Reserves at Start of Year	356,227.48	356,227.48
Interest transfer to Reserves	2,770.67	6,684.00
Transfer from Muni	0.00	0.00
Transfer to Muni	0.00	(60,000.00)
	<hr/> 358,998.15	<hr/> 302,911.48
302 Community Facilities - City District		
Accumulated Reserves at Start of Year	2,303,095.83	2,303,095.83
Interest transfer to Reserves	18,766.60	43,200.00
Transfer from Muni	78,399.32	593,880.00
Transfer to Muni	0.00	(643,415.00)
	<hr/> 2,400,261.75	<hr/> 2,296,760.83
304 Community Facilities - Broadwater		
Accumulated Reserves at Start of Year	138,048.48	138,048.48
Interest transfer to Reserves	1,109.12	2,592.00
Transfer from Muni	3,123.36	29,020.00
	<hr/> 142,280.96	<hr/> 169,660.48
303 Community Facilities - Busselton		

City of Busselton**Reserves Movement Report****For The Period Ending 31 October 2018**

	2018/2019 Actual	2018/2019 Amended Budget
	\$	\$
Accumulated Reserves at Start of Year	34,546.40	34,546.40
Interest transfer to Reserves	287.20	648.00
Transfer from Muni	3,376.99	50,560.00
Transfer to Muni	0.00	(20,000.00)
	<hr/>	<hr/>
	38,210.59	65,754.40
305 Community Facilities - Dunsborough		
Accumulated Reserves at Start of Year	166,327.12	166,327.12
Interest transfer to Reserves	1,404.16	3,120.00
Transfer from Muni	10,536.28	78,600.00
	<hr/>	<hr/>
	178,267.56	248,047.12
311 Community Facilities - Dunsborough Lakes Estate		
Accumulated Reserves at Start of Year	525,105.39	525,105.39
Interest transfer to Reserves	4,153.35	9,852.00
Transfer from Muni	190,476.00	487,780.00
	<hr/>	<hr/>
	719,734.74	1,022,737.39
306 Community Facilities - Geographe		
Accumulated Reserves at Start of Year	95,061.38	95,061.38
Interest transfer to Reserves	755.68	1,788.00
Transfer from Muni	1,189.00	6,170.00
	<hr/>	<hr/>
	97,006.06	103,019.38
310 Community Facilities - Port Geographe		
Accumulated Reserves at Start of Year	335,116.76	335,116.76
Interest transfer to Reserves	2,650.62	6,288.00
	<hr/>	<hr/>
	337,767.38	341,404.76

City of Busselton**Reserves Movement Report****For The Period Ending 31 October 2018**

	2018/2019 Actual	2018/2019 Amended Budget
	\$	\$
309 Community Facilities - Vasse		
Accumulated Reserves at Start of Year	589,760.45	589,760.45
Interest transfer to Reserves	4,533.30	11,064.00
Transfer from Muni	0.00	455,460.00
Transfer to Muni	0.00	0.00
	<hr/> 594,293.75	<hr/> 1,056,284.45
308 Community Facilities - Airport North		
Accumulated Reserves at Start of Year	2,826,296.71	2,826,296.71
Interest transfer to Reserves	22,354.79	53,016.00
Transfer from Muni	0.00	212,080.00
	<hr/> 2,848,651.50	<hr/> 3,091,392.71
130 Locke Estate Reserve		
Accumulated Reserves at Start of Year	0.00	0.00
Interest transfer to Reserves	88.13	0.00
Transfer from Muni	21,332.00	64,000.00
Transfer to Muni	0.00	(64,000.00)
	<hr/> 21,420.13	<hr/> 0.00
122 Port Geographe Development Reserve		
Accumulated Reserves at Start of Year	1,455,440.82	1,455,440.82
Interest transfer to Reserves	11,142.02	27,300.00
Transfer from Muni	16,668.00	50,000.00
Transfer to Muni	0.00	(999,781.00)
	<hr/> 1,483,250.84	<hr/> 532,959.82
123 Port Geographe Waterways Managment Reserve (SAR)		
Accumulated Reserves at Start of Year	3,387,485.07	3,387,485.07
Interest transfer to Reserves	27,231.52	63,540.00
Transfer from Muni	62,524.00	187,573.00
Transfer to Muni	0.00	(337,800.00)
	<hr/> 3,477,240.59	<hr/> 3,300,798.07
126 Provence Landscape Maintenance Reserve (SAR)		

City of Busselton**Reserves Movement Report****For The Period Ending 31 October 2018**

	2018/2019 Actual	2018/2019 Amended Budget
	\$	\$
Accumulated Reserves at Start of Year	1,101,707.78	1,101,707.78
Interest transfer to Reserves	8,777.88	20,664.00
Transfer from Muni	55,592.00	166,778.00
Transfer to Muni	0.00	(162,645.00)
	1,166,077.66	1,126,504.78
128 Vasse Newtown Landscape Maintenance Reserve (SAR)		
Accumulated Reserves at Start of Year	535,722.24	535,722.24
Interest transfer to Reserves	4,134.32	10,044.00
Transfer from Muni	56,796.00	170,390.00
Transfer to Muni	0.00	(174,860.00)
	596,652.56	541,296.24
138 CPA Bushfire Facilities Reserve		
Accumulated Reserves at Start of Year	55,861.58	55,861.58
Interest transfer to Reserves	441.83	1,044.00
Transfer from Muni	0.00	0.00
	56,303.41	56,905.58
139 CPA Community Facilities Dunsborough Lakes South Reserve		
Accumulated Reserves at Start of Year	70,848.15	70,848.15
Interest transfer to Reserves	560.36	1,332.00
Transfer from Muni	0.00	0.00
	71,408.51	72,180.15
140 CPA Community Facilities South Biddle Precinct Reserve		
Accumulated Reserves at Start of Year	1,030,368.46	1,030,368.46
Interest transfer to Reserves	8,149.78	19,332.00
Transfer from Muni	0.00	0.00
Transfer to Muni	0.00	(200,000.00)
	1,038,518.24	849,700.46

City of Busselton**Reserves Movement Report****For The Period Ending 31 October 2018**

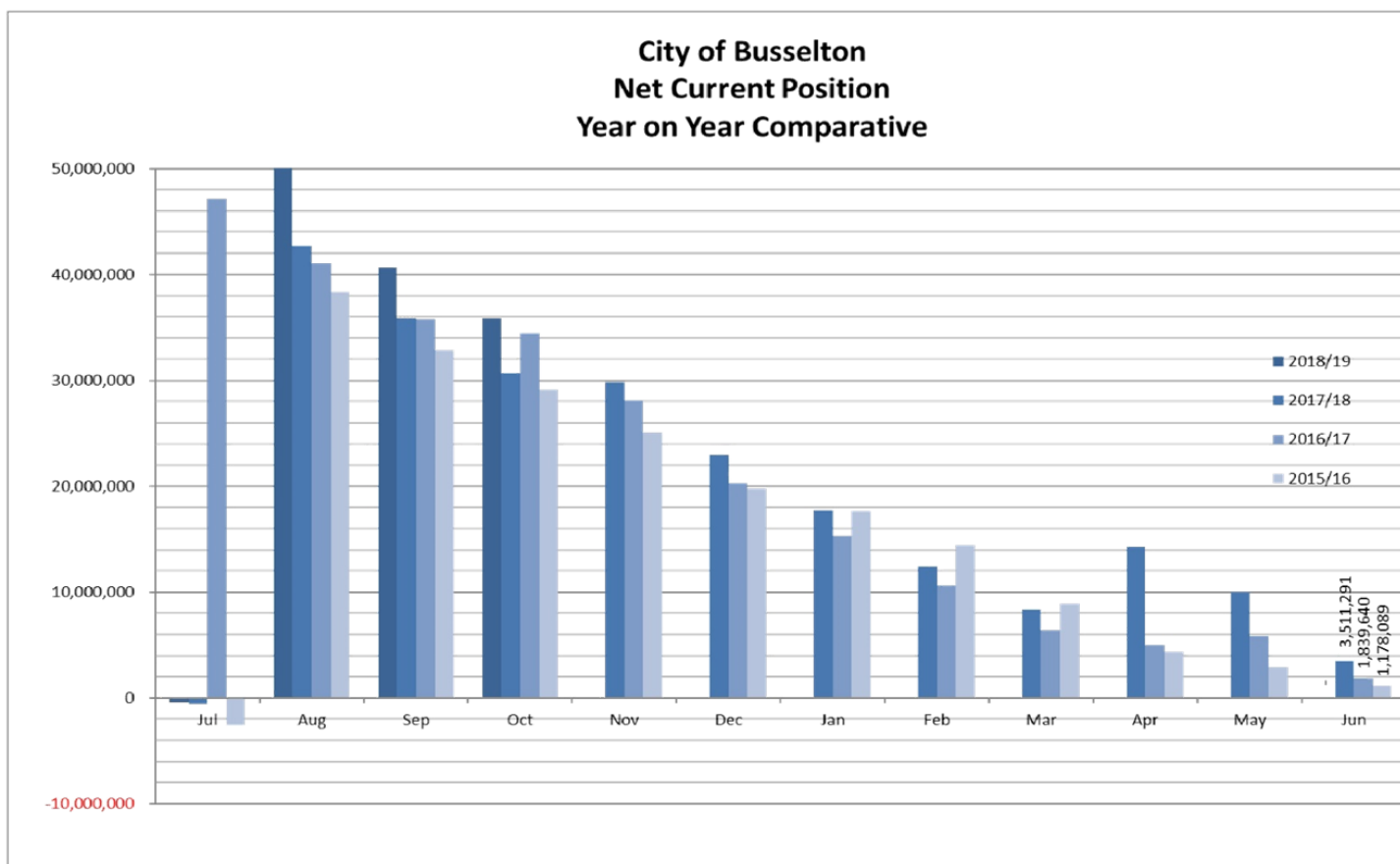
	2018/2019 Actual	2018/2019 Amended Budget
	\$	\$
321 Busselton Area Drainage and Waterways Improvement Reserve		
Accumulated Reserves at Start of Year	548,820.67	548,820.67
Interest transfer to Reserves	4,052.74	10,296.00
Transfer to Muni	0.00	(169,317.00)
	552,873.41	389,799.67
102 Climate Adaptation Reserve		
Accumulated Reserves at Start of Year	2,472,424.34	2,472,424.34
Interest transfer to Reserves	20,884.54	46,380.00
Transfer from Muni	154,576.00	527,732.00
Transfer to Muni	0.00	(1,317,290.00)
	2,647,884.88	1,729,246.34
144 Emergency Disaster Recovery Reserve		
Accumulated Reserves at Start of Year	50,000.00	50,000.00
Interest transfer to Reserves	613.63	936.00
Transfer from Muni	6,668.00	20,000.00
	57,281.63	70,936.00
145 Energy Sustainability Reserve		
Accumulated Reserves at Start of Year	100,000.00	100,000.00
Interest transfer to Reserves	1,309.87	1,872.00
Transfer from Muni	33,332.00	100,000.00
Transfer to Muni	0.00	(120,000.00)
	134,641.87	81,872.00
146 Cemetery Reserve		
Accumulated Reserves at Start of Year	100,000.00	100,000.00
Interest transfer to Reserves	1,277.11	1,872.00
Transfer from Muni	25,400.00	76,200.00
Transfer to Muni	0.00	(120,000.00)
	126,677.11	58,072.00
341 Public Art Reserve		
Accumulated Reserves at Start of Year	229,685.21	229,685.21

City of Busselton**Reserves Movement Report****For The Period Ending 31 October 2018**

	2018/2019 Actual	2018/2019 Amended Budget
	\$	\$
Interest transfer to Reserves	1,763.34	4,308.00
Transfer from Muni	0.00	100,000.00
Transfer to Muni	0.00	(167,185.00)
	231,448.55	166,808.21
121 Waste Management Facility and Plant Reserve		
Accumulated Reserves at Start of Year	7,881,068.17	7,881,068.17
Interest transfer to Reserves	53,629.98	147,840.00
Transfer from Muni	477,288.00	1,431,862.00
Transfer to Muni	0.00	(4,140,590.00)
	8,411,986.15	5,320,180.17
120 Strategic Projects Reserve		
Accumulated Reserves at Start of Year	226,213.20	226,213.20
Interest transfer to Reserves	1,714.42	4,236.00
Transfer from Muni	8,332.00	25,000.00
Transfer to Muni	0.00	0.00
	236,259.62	255,449.20
129 Untied Grants Reserve		
Accumulated Reserves at Start of Year	0.00	0.00
Transfer to Muni	0.00	0.00
	0.00	0.00
134 Civic and Administration Centre Construction Reserve		
Accumulated Reserves at Start of Year	0.00	0.00
Transfer to Muni	0.00	0.00
	0.00	0.00
Total Cash Back Reserves	54,740,665.52	40,641,430.20

City of Busselton**Reserves Movement Report****For The Period Ending 31 October 2018**

	2018/2019 Actual	2018/2019 Amended Budget
	\$	\$
Summary Reserves		
Accumulated Reserves at Start of Year	47,978,518.20	47,978,518.20
Interest transfer to Reserves	411,412.37	900,000.00
Transfer from Muni	6,885,032.95	18,369,123.18
Transfer to Muni	(534,298.00)	(26,606,211.18)
Closing Balance	54,740,665.52	40,641,430.20





CITY OF BUSSETON - INVESTMENT PERFORMANCE REPORT For the month of October 2018



11am Bank Account As at 31 October 2018

INSTITUTION	RATE	AMOUNT
ANZ 11am At Call Deposit	1.45%	\$ 7,500,000

Term Deposits - Miscellaneous Funds As at 31 October 2018

INSTITUTION	RATING	DAYS	MATURITY	RATE	AMOUNT
Westpac	AA	123	06-Nov-18	2.80%	\$ 5,000,000
ANZ	AA	123	15-Nov-18	2.65%	\$ 3,500,000
NAB	AA	120	20-Nov-18	2.66%	\$ 2,500,000
Bendigo	BBB	181	03-Dec-18	2.60%	\$ 3,000,000
Bendigo	BBB	183	12-Dec-18	2.75%	\$ 1,000,000
Westpac	AA	153	12-Dec-18	2.76%	\$ 4,000,000
Westpac	AA	183	22-Dec-18	2.80%	\$ 1,500,000
ANZ	AA	153	03-Jan-19	2.66%	\$ 3,000,000
NAB	AA	150	11-Jan-19	2.64%	\$ 2,000,000
NAB	AA	120	25-Jan-19	2.66%	\$ 3,000,000
Westpac	AA	123	05-Feb-19	2.67%	\$ 2,500,000
Westpac	AA	184	06-Feb-19	2.74%	\$ 3,000,000
NAB	AA	180	06-Feb-19	2.66%	\$ 4,000,000
Westpac	AA	184	17-Feb-19	2.72%	\$ 1,500,000
ANZ	AA	184	25-Feb-19	2.64%	\$ 3,000,000
Bankwest	AA	181	11-Mar-19	2.70%	\$ 4,000,000
NAB	AA	181	14-Mar-19	2.66%	\$ 3,000,000
NAB	AA	181	14-Mar-19	2.66%	\$ 2,000,000
NAB	AA	182	08-Apr-19	2.68%	\$ 2,000,000
Bankwest	AA	211	26-Apr-19	2.72%	\$ 4,000,000
Westpac	AA	212	27-Apr-19	2.70%	\$ 2,000,000
NAB	AA	242	27-May-19	2.71%	\$ 2,000,000
Bankwest	AA	242	27-May-19	2.72%	\$ 4,000,000
Bankwest	AA	270	24-Jun-19	2.76%	\$ 4,000,000

Total of Term Deposits \$ 69,500,000

Foreshore Development Funds As at 31 October 2018

WA Treasury Corp. - Overnight Cash Deposit Facility	1.45%	\$ 38,350
		\$ 38,350

Airport Redevelopment Funds As at 31 October 2018

WA Treasury Corp. - Overnight Cash Deposit Facility	1.45%	\$ 639,819
WA Treasury Corp. - State Bonds 306 Days	2.07%	\$ 2,410,861

Total of Airport Redevelopment Funds - WATC \$ 4,850,679

Total of Airport Redevelopment Funds - Bank Term Deposits \$ Nil

ANZ Cash Account	AA	NA	NA	1.50%	\$ 1,460,004
------------------	----	----	----	-------	--------------

Total of Airport Redevelopment Funds - Other \$ 1,460,004

Total of Airport Redevelopment Funds \$ 6,310,683

Interest Received 2015/16 \$ 609,666

Interest Received 2016/17 \$ 1,158,623

Interest Received 2017/18 \$ 631,835

Interest Received 2018/19 \$ 1,662

Interest Accrued but not yet Received \$ 52,609

Total Interest Airport Funds (Non-Reserve) at month's end \$ 2,454,396

Interest Transferred out and held in City Reserve Account 136 \$ 1,085,630

Interest Transferred out to Municipal Funds \$ 13,571

Interest Earned (incl. Accrued) on Funds Held in City Reserve A/c 136 \$ 34,464

(Note: Funds held with the WATC are in accordance with the Airport Redevelopment Funding Contract and the Foreshore Development Contract and are not held within the requirements of the City's Investment Policy 218)

SUMMARY OF ALL INVESTMENTS HELD

	As at 1 year ago	As at 30 June 2018	As at 31 October 2018
11am Bank Account	\$ 5,000,000	\$ 7,000,000	\$ 7,500,000
Term Deposits - Misc. Funds	\$ 61,000,000	\$ 53,500,000	\$ 69,500,000
Foreshore Development Funds - WATC	\$ 1,534,349	\$ 38,165	\$ 38,350
Airport Redevelopment - WATC Deposits	\$ 6,171,720	\$ 4,847,588	\$ 4,850,679
Airport Redevelopment - Bank Term Deposit	\$ 17,000,000	\$ -	\$ -
Airport Redevelopment - ANZ Cash A/c	\$ 4,539,991	\$ 4,546,285	\$ 1,460,004
Total of all Investments Held	\$ 95,246,060	\$ 69,932,038	\$ 83,349,033

TOTAL INTEREST RECEIVED AND ACCRUED \$ 453,030 \$ 1,344,027 \$ 559,386

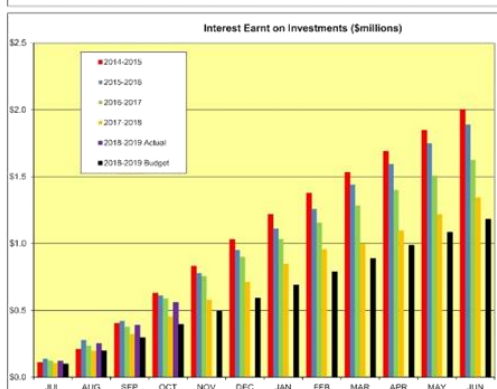
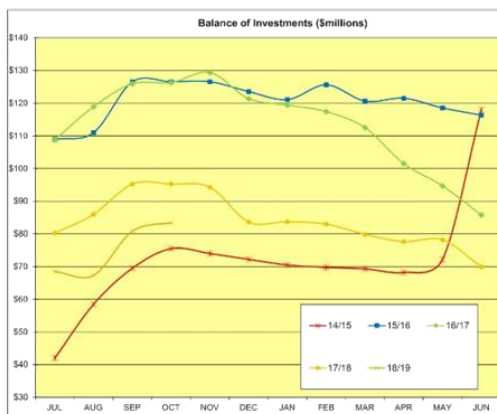
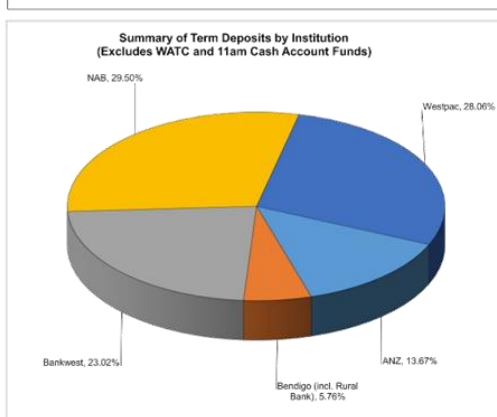
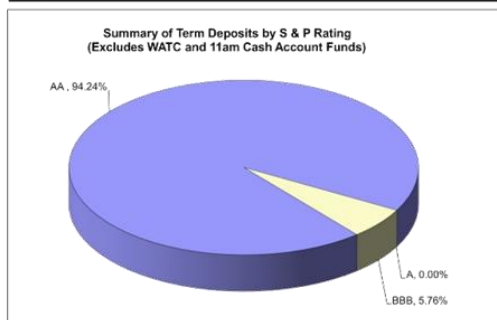
INTEREST BUDGET \$ 456,332 \$ 1,369,000 \$ 394,588

(Note: Interest figures relate to City general funds only and does not include interest allocated to specific areas such as the Airport Redevelopment)

Statement of Compliance with Council's Investment Policy 218

1. All funds are to be invested within legislative limits. **Fully Compliant**
2. All individual funds held within the portfolio are not to exceed a set percentage of the total portfolio value. **Fully Compliant**
3. The amount invested based upon the Fund's Rating is not to exceed the set percentages of the total portfolio. **Fully Compliant**
4. The amount invested based upon the Investment Horizon is not to exceed the set percentages of the total portfolio. **Fully Compliant**

Investment Graphs



6.2 LIST OF PAYMENTS MADE OCTOBER 2018

SUBJECT INDEX:	Financial Operations
STRATEGIC OBJECTIVE:	Governance systems, process and practices are responsible, ethical and transparent.
BUSINESS UNIT:	Finance and Corporate Services
ACTIVITY UNIT:	Financial Services
REPORTING OFFICER:	Manager Financial Services - Kim Dolzadelli
AUTHORISING OFFICER:	Director Finance and Corporate Services - Tony Nottle
VOTING REQUIREMENT:	Simple Majority
ATTACHMENTS:	Attachment A List of Payments - Period Ended 31 October 2018 ↓

PRÉCIS

This report provides details of payments made from the City's bank accounts for the month of October 2018, for noting by the Council and recording in the Council Minutes.

BACKGROUND

The Local Government (Financial Management) Regulations 1996 (Regulations) require that when the Council has delegated authority to the Chief Executive Officer to make payments from the City's bank accounts, that a list of payments made is prepared each month for presentation to, and noting by, Council.

STATUTORY ENVIRONMENT

Section 6.10 of the Local Government Act and more specifically, Regulation 13 of the Regulations refer to the requirement for a listing of payments made each month to be presented to the Council.

RELEVANT PLANS AND POLICIES

Not Applicable.

FINANCIAL IMPLICATIONS

Not Applicable.

LONG-TERM FINANCIAL PLAN IMPLICATIONS

Not Applicable.

STRATEGIC COMMUNITY OBJECTIVES

This matter principally aligns with Key Goal Area 6 – 'Leadership' and more specifically Community Objective 6.1 - 'Governance systems, process and practices are responsible, ethical and transparent'.

RISK ASSESSMENT

Not Applicable.

CONSULTATION

Not Applicable.

OFFICER COMMENT

In accordance with regular custom, the list of payments made for the month of October 2018 is presented for information.

CONCLUSION

The list of payments made for the month of October 2018 is presented for information.

OPTIONS

Not Applicable.

TIMELINE FOR IMPLEMENTATION OF OFFICER RECOMMENDATION

Not Applicable.

OFFICER RECOMMENDATION

That the Council notes payment of voucher numbers M116206 – M116320, EF061169 – EF061667, T007412 – T007418, and DD003584 – DD003615; together totalling \$8,463,368.41.



LISTING OF PAYMENTS MADE
UNDER DELEGATED AUTHORITY
FOR THE MONTH OF OCTOBER 2018

MUNICIPAL ACCOUNT	CHEQUE # 116206 - 116320	\$503,157.70
ELECTRONIC TRANSFER PAYMENTS	EFO61169 - EFO61667	\$6,242,012.84
TRUST ACCOUNT	007412 - 007418	\$19,898.78
INTERNAL PAYMENT VOUCHERS	DD3584 - DD3615	\$1,698,299.09
		\$8,463,368.41

DATE	PAYMENT REF	NAME	DESCRIPTION	AMOUNT
28/09/2018	116206	BUSSELTON WATER CORPORATION	WATER SERVICES	\$ 213,320.67
4/10/2018	116207	CITY OF BUSSELTON	VARIOUS REIMBURSEMENTS	\$ 4,277.78
5/10/2018	116208	TELSTRA CORPORATION	COMMUNICATION SERVICES	\$ 8,591.64
5/10/2018	116209	CITY OF BUSSELTON	VARIOUS REIMBURSEMENTS	\$ 2,050.00
5/10/2018	116210	SYNERGY	ELECTRICITY SUPPLIES	\$ 86,003.25
5/10/2018	116212	AUSTRALIAN INSTITUTE OF BUILDING SURVEYORS	TRAINING SERVICES	\$ 412.50
5/10/2018	116213	OFFICE OF THE CEO - PETTY CASH	PETTY CASH REIMBURSEMENT	\$ 491.75
5/10/2018	116214	ARTGEO PETTY CASH	PETTY CASH REIMBURSEMENT	\$ 89.80
8/10/2018	116215	DEPARTMENT OF TRANSPORT	PLANT REGISTRATION	\$ 327.00
10/10/2018	116216	VERGE & Crossover BONDS	Crossover SUBSIDY PAYMENT	\$ 140.80
10/10/2018	116217	VERGE & Crossover BONDS	Crossover SUBSIDY PAYMENT	\$ 147.50
10/10/2018	116218	VERGE & Crossover BONDS	Crossover SUBSIDY PAYMENT	\$ 148.10
10/10/2018	116219	VERGE & Crossover BONDS	Crossover SUBSIDY PAYMENT	\$ 154.30
10/10/2018	116220	VERGE & Crossover BONDS	Crossover SUBSIDY PAYMENT	\$ 148.10
10/10/2018	116221	VERGE & Crossover BONDS	Crossover SUBSIDY PAYMENT	\$ 256.00
10/10/2018	116222	VERGE & Crossover BONDS	Crossover SUBSIDY PAYMENT	\$ 201.80

DATE	PAYMENT REF	NAME	DESCRIPTION	AMOUNT
10/10/2018	116223	VERGE & CROSSOVER BONDS	CROSSOVER SUBSIDY PAYMENT	\$ 384.80
10/10/2018	116224	VERGE & CROSSOVER BONDS	CROSSOVER SUBSIDY PAYMENT	\$ 317.00
10/10/2018	116225	VERGE & CROSSOVER BONDS	CROSSOVER SUBSIDY PAYMENT	\$ 285.70
10/10/2018	116226	VERGE & CROSSOVER BONDS	CROSSOVER SUBSIDY PAYMENT	\$ 283.10
11/10/2018	116227	CITY OF BUSSELTON	VARIOUS REIMBURSEMENTS	\$ 4,969.70
11/10/2018	116228	CALLOWES CORNER NEWS	NEWSAGENCY / STATIONERY SUPPLIES	\$ 308.00
10/10/2018	116229	DONATIONS	DONATION	\$ 1,000.00
10/10/2018	116230	DONATIONS	DONATION	\$ 600.00
8/10/2018	116231	BUSSELTON JETTY TOURIST PARK - REFUNDS	JETTY TOURIST PARK BOND	\$ 57.00
8/10/2018	116231	Pioneer Cemetery	0.000000	\$ 57.00
8/10/2018	116232	DONATIONS	DONATION	\$ 100.00
10/10/2018	116233	DEPARTMENT OF TRANSPORT	PLANT REGISTRATION	\$ 121.20
10/10/2018	116234	THOMAS MAZEY	ART SALES	\$ 38.50
10/10/2018	116235	HALL & KEY DEPOSITS	REFUND OF HALL & KEY DEPOSITS	\$ 200.00
10/10/2018	116236	HALL & KEY DEPOSITS	REFUND OF HALL & KEY DEPOSITS	\$ 200.00
10/10/2018	116237	HALL & KEY DEPOSITS	REFUND OF HALL & KEY DEPOSITS	\$ 200.00
10/10/2018	116238	HALL & KEY DEPOSITS	REFUND OF HALL & KEY DEPOSITS	\$ 200.00
10/10/2018	116239	HALL & KEY DEPOSITS	REFUND OF HALL & KEY DEPOSITS	\$ 185.00
10/10/2018	116240	HALL & KEY DEPOSITS	REFUND OF HALL & KEY DEPOSITS	\$ 500.00
10/10/2018	116241	HALL & KEY DEPOSITS	REFUND OF HALL & KEY DEPOSITS	\$ 500.00
10/10/2018	116242	HALL & KEY DEPOSITS	REFUND OF HALL & KEY DEPOSITS	\$ 200.00
10/10/2018	116243	HALL & KEY DEPOSITS	REFUND OF HALL & KEY DEPOSITS	\$ 917.50
10/10/2018	116244	Sundry - Chq Creditor		\$ 1,250.00
10/10/2018	116245	Sundry - Chq Creditor		\$ 385.00
10/10/2018	116247	BUSSELTON JETTY TOURIST PARK - REFUNDS	JETTY TOURIST PARK BOND	\$ 62.00
11/10/2018	116249	HALL & KEY DEPOSITS	REFUND OF HALL & KEY DEPOSITS	\$ 200.00
12/10/2018	116250	TELSTRA CORPORATION	COMMUNICATION SERVICES	\$ 78.99
12/10/2018	116251	CITY OF BUSSELTON	VARIOUS REIMBURSEMENTS	\$ 4,000.00
12/10/2018	116252	WATER CORPORATION	WATER SERVICES	\$ 525.95
12/10/2018	116253	SYNERGY	ELECTRICITY SUPPLIES	\$ 4,830.65
15/10/2018	116254	TOWN PLAN & ROAD BONDS	TOWN PLAN & ROAD BOND REFUND	\$ 2,000.00
19/10/2018	116255	BUSSELTON WATER CORPORATION	WATER SERVICES	\$ 26,921.28
19/10/2018	116256	WATER CORPORATION	WATER SERVICES	\$ 22,547.44
19/10/2018	116257	SYNERGY	ELECTRICITY SUPPLIES	\$ 41,790.80

DATE	PAYMENT REF	NAME	DESCRIPTION	AMOUNT
19/10/2018	116259	AUSTRALIAN INSTITUTE OF BUILDING SURVEYORS	TRAINING SERVICES	\$ 1,050.00
19/10/2018	116260	BOND ADMINISTRATOR	AGED HOUSING BONDS	\$ 702.40
23/10/2018	116261	CITY OF BUSSELTON - PETTY CASH	PETTY CASH REIMBURSEMENT	\$ 508.00
23/10/2018	116262	BUSSELTON PUBLIC LIBRARY - PETTY CASH	PETTY CASH REIMBURSEMENT	\$ 122.10
25/10/2018	116263	CITY OF BUSSELTON	VARIOUS REIMBURSEMENTS	\$ 4,978.67
25/10/2018	116264	CALLOWS CORNER NEWS	NEWSAGENCY / STATIONERY SUPPLIES	\$ 308.00
26/10/2018	116265	HALL & KEY DEPOSITS	REFUND OF HALL & KEY DEPOSITS	\$ 200.00
26/10/2018	116266	HALL & KEY DEPOSITS	REFUND OF HALL & KEY DEPOSITS	\$ 200.00
26/10/2018	116267	HALL & KEY DEPOSITS	REFUND OF HALL & KEY DEPOSITS	\$ 200.00
26/10/2018	116268	HALL & KEY DEPOSITS	REFUND OF HALL & KEY DEPOSITS	\$ 200.00
26/10/2018	116270	BUSSELTON WATER CORPORATION	WATER SERVICES	\$ 10,202.30
26/10/2018	116272	TELSTRA CORPORATION	COMMUNICATION SERVICES	\$ 13,396.91
26/10/2018	116273	WATER CORPORATION	WATER SERVICES	\$ 2,141.23
26/10/2018	116274	SYNERGY	ELECTRICITY SUPPLIES	\$ 3,827.95
26/10/2018	116275	Sundry - Chq Creditor		\$ 236.00
26/10/2018	116276	RATE REFUNDS	REFUND OF RATE OVERPAYMENT	\$ 691.00
26/10/2018	116277	RATE REFUNDS	REFUND OF RATE OVERPAYMENT	\$ 798.11
24/10/2018	116278	REFUND PAYMENTS - SUNDRY	REFUND PAYMENTS - SUNDRY	\$ 365.00
30/10/2018	116279	RATE REFUNDS	REFUND OF RATE OVERPAYMENT	\$ 120.50
30/10/2018	116280	RATE REFUNDS	REFUND OF RATE OVERPAYMENT	\$ 741.00
30/10/2018	116281	RATE REFUNDS	REFUND OF RATE OVERPAYMENT	\$ 743.07
30/10/2018	116282	RATE REFUNDS	REFUND OF RATE OVERPAYMENT	\$ 1,816.93
30/10/2018	116283	RATE REFUNDS	REFUND OF RATE OVERPAYMENT	\$ 792.84
30/10/2018	116284	RATE REFUNDS	REFUND OF RATE OVERPAYMENT	\$ 124.72
30/10/2018	116285	RATE REFUNDS	REFUND OF RATE OVERPAYMENT	\$ 128.01
30/10/2018	116286	RATE REFUNDS	REFUND OF RATE OVERPAYMENT	\$ 397.08
30/10/2018	116287	RATE REFUNDS	REFUND OF RATE OVERPAYMENT	\$ 121.09
30/10/2018	116288	RATE REFUNDS	REFUND OF RATE OVERPAYMENT	\$ 795.48
30/10/2018	116289	RATE REFUNDS	REFUND OF RATE OVERPAYMENT	\$ 797.45
30/10/2018	116290	Sundry - Chq Creditor		\$ 20.00
30/10/2018	116291	Sundry - Chq Creditor		\$ 42.50
30/10/2018	116292	Sundry - Chq Creditor		\$ 25.00
30/10/2018	116293	Sundry - Chq Creditor		\$ 42.50
30/10/2018	116294	DEPARTMENT OF TRANSPORT	VEHICLE OWNERSHIP SEARCHES	\$ 81.40

DATE	PAYMENT REF	NAME	DESCRIPTION	AMOUNT
30/10/2018	116295	BUSSELTON JETTY TOURIST PARK - REFUNDS	JETTY TOURIST PARK BOND	\$ 62.00
30/10/2018	116295	Pioneer Cemetery	0.000000	\$ 62.00
30/10/2018	116296	DONATIONS	DONATION	\$ 96.00
30/10/2018	116297	DONATIONS	DONATION	\$ 100.00
30/10/2018	116298	DONATIONS	DONATION	\$ 175.00
30/10/2018	116299	DONATIONS	DONATION	\$ 100.00
30/10/2018	116300	DONATIONS	DONATION	\$ 100.00
30/10/2018	116301	DONATIONS	DONATION	\$ 300.00
30/10/2018	116302	DONATIONS	DONATION	\$ 300.00
30/10/2018	116304	ANIMAL TRAP REFUNDS	REFUND OF ANIMAL TRAP BOND	\$ 100.00
30/10/2018	116305	HALL & KEY DEPOSITS	REFUND OF HALL & KEY DEPOSITS	\$ 500.00
30/10/2018	116306	RATE REFUNDS	REFUND OF RATE OVERPAYMENT	\$ 134.50
30/10/2018	116307	DONATIONS	DONATION	\$ 500.00
30/10/2018	116308	VERGE & CROSSOVER BONDS	CROSSOVER SUBSIDY PAYMENT	\$ 639.30
31/10/2018	116309	WATER CORPORATION	WATER SERVICES	\$ 16,022.81
31/10/2018	116310	HALL & KEY DEPOSITS	REFUND OF HALL & KEY DEPOSITS	\$ 200.00
31/10/2018	116311	DAVID MCLEOD	ANIMAL REGISTRATION REFUND	\$ 21.25
31/10/2018	116312	HALL & KEY DEPOSITS	REFUND OF HALL & KEY DEPOSITS	\$ 200.00
31/10/2018	116313	HALL & KEY DEPOSITS	REFUND OF HALL & KEY DEPOSITS	\$ 200.00
31/10/2018	116314	HALL & KEY DEPOSITS	REFUND OF HALL & KEY DEPOSITS	\$ 500.00
31/10/2018	116315	HALL & KEY DEPOSITS	REFUND OF HALL & KEY DEPOSITS	\$ 500.00
31/10/2018	116316	HALL & KEY DEPOSITS	REFUND OF HALL & KEY DEPOSITS	\$ 1,000.00
31/10/2018	116317	HALL & KEY DEPOSITS	REFUND OF HALL & KEY DEPOSITS	\$ 1,000.00
31/10/2018	116318	HALL & KEY DEPOSITS	REFUND OF HALL & KEY DEPOSITS	\$ 200.00
31/10/2018	116319	Sundry - Chq Creditor		\$ 50.00
31/10/2018	116320	HALL & KEY DEPOSITS	REFUND OF HALL & KEY DEPOSITS	\$ 200.00
				\$ 503,157.70

ELECTRONIC TRANSFER PAYMENTS - OCTOBER 2018

5/10/2018	EF061169	OLIVER DARBY	STAFF REIMBURSEMENT	\$ 79.99
5/10/2018	EF061170	CR. G HENLEY	COUNCILLOR PAYMENT	\$ 10,350.84
5/10/2018	EF061171	CR. J McCALLUM	COUNCILLOR PAYMENT	\$ 4,412.24
5/10/2018	EF061172	CR. C TARBOTTON	COUNCILLOR PAYMENT	\$ 8,278.25
5/10/2018	EF061173	HEATLEYS SAFETY & INDUSTRIAL	SAFETY EQUIPMENT	\$ 1,439.39
5/10/2018	EF061174	AUSQ TRAINING	TRAINING SERVICES	\$ 1,871.00

DATE	PAYMENT REF	NAME	DESCRIPTION	AMOUNT
5/10/2018	EF061175	PHASE 3 LANDSCAPE CONSTRUCTION PTY LTD	LANDSCAPING SERVICES	\$ 131,912.80
5/10/2018	EF061176	GRACE RECORDS MANAGEMENT (AUSTRALIA) PTY LTD	STORAGE SERVICES	\$ 920.06
5/10/2018	EF061177	CR. R BENNETT	COUNCILLOR PAYMENT	\$ 2,759.42
5/10/2018	EF061178	SUSAN SHAND	STAFF REIMBURSEMENT	\$ 58.00
5/10/2018	EF061179	PICTON CIVIL PTY LTD	EARTHMOVING SERVICES	\$ 45,100.00
5/10/2018	EF061180	BCP CIVIL & PLANT	EXCAVATOR & PLANT HIRE - VARIOUS WORKS	\$ 42,881.67
5/10/2018	EF061181	COLES.COM.AU	COUNCIL & STAFF REFRESHMENTS	\$ 504.91
5/10/2018	EF061182	OCEAN AIR CARPET CARE	CLEANING SERVICES	\$ 6,848.05
5/10/2018	EF061183	CR. R REEKIE	COUNCILLOR PAYMENT	\$ 2,759.42
5/10/2018	EF061184	CR. R PAINE	COUNCILLOR PAYMENT	\$ 2,759.42
5/10/2018	EF061185	CR. P CARTER	COUNCILLOR PAYMENT	\$ 2,759.42
5/10/2018	EF061186	BIG BEN BUILDERS PTY LTD	DESIGN AND CONSTRUCTION SERVICES	\$ 111,479.20
5/10/2018	EF061187	DEPARTMENT OF THE ENVIRONMENT AND ENERGY	ENVIRONMENTAL REFERRAL	\$ 6,577.00
5/10/2018	EF061188	GRAHAM BAILEY	WATER CHARGES REIMBURSEMENT	\$ 6,710.00
5/10/2018	EF061189	YALLINGUP GOURMET	CATERING	\$ 1,200.00
5/10/2018	EF061190	PREMIUM PUBLISHERS	ADVERTISING	\$ 3,423.75
5/10/2018	EF061191	STALEY FOOD & PACKAGING	CLEANING CHEMICALS	\$ 760.10
5/10/2018	EF061192	SOUTHERN ATU SERVICES PTY LTD	WASTE MANAGEMENT SERVICES	\$ 5,182.30
5/10/2018	EF061193	DEPARTMENT OF WATER AND ENVIRONMENTAL REGULA	ENVIRONMENTAL SERVICES	\$ 5,696.00
5/10/2018	EF061194	WIDEBAND NETWORKS PTY LTD	NBN BROADBAND	\$ 2,676.70
5/10/2018	EF061195	FIXI	SPORTS MANAGEMENT SOFTWARE	\$ 1,033.56
5/10/2018	EF061196	CR. L MILES	COUNCILLOR PAYMENT	\$ 2,759.42
5/10/2018	EF061197	CR. K HICK	COUNCILLOR PAYMENT	\$ 2,759.42
5/10/2018	EF061198	DORSOGNA LIMITED	ICE CREAM AND SMALL GOODS	\$ 2,280.72
5/10/2018	EF061199	IAN DOWER	STAFF REIMBURSEMENT	\$ 85.00
5/10/2018	EF061200	SANDRA EVANS	STAFF REIMBURSEMENT	\$ 85.00
5/10/2018	EF061201	ANA BRAWLS	STAFF REIMBURSEMENT	\$ 79.87
5/10/2018	EF061202	CAMPBELLS	GLC KIOSK PURCHASES	\$ 235.37
5/10/2018	EF061203	COLES	COUNCIL & STAFF REFRESHMENTS	\$ 880.73
5/10/2018	EF061204	TECHNOLOGY ONE LIMITED	SOFTWARE SERVICES	\$ 13,068.00
11/10/2018	EF061205	HIF	HEALTH INSURANCE	\$ 239.35
11/10/2018	EF061206	PAY-PLAN PTY LTD	SALARY PACKAGING	\$ 18,848.95
11/10/2018	EF061207	RENTAL MANAGEMENT AUSTRALIA PTY LTD	RENT	\$ 800.00
11/10/2018	EF061208	GR & LC CHRISTIAN	RENTAL LEASE AGREEMENT	\$ 1,200.00

DATE	PAYMENT REF	NAME	DESCRIPTION	AMOUNT
11/10/2018	EF061209	ACTON SOUTH WEST	STAFF REIMBURSEMENT	\$ 1,100.00
11/10/2018	EF061210	AUSTRALIAN TAXATION OFFICE	PAYG TAXATION	\$ 223,879.00
11/10/2018	EF061211	AUSTRALIAN SERVICES UNION	UNION FEES	\$ 99.60
11/10/2018	EF061212	HBF HEALTH LIMITED	MEDICAL INSURANCE	\$ 547.95
11/10/2018	EF061213	LOCAL GOV'T RACE COURSE & CEMETERY EMPLOYEES	UNION FEES	\$ 420.26
11/10/2018	EF061214	DEPUTY CHILD SUPPORT REGISTRAR	SALARY DEDUCTIONS	\$ 576.79
11/10/2018	EF061215	CITY OF BUSSELTON-SOCIAL CLUB	SOCIAL CLUB REIMBURSEMENT	\$ 220.00
11/10/2018	EF061216	STAFF CHRISTMAS CLUB	PAYROLL DEDUCTIONS	\$ 4,747.18
12/10/2018	EF061218	JULIA PARKES	STAFF REIMBURSEMENT	\$ 54.30
12/10/2018	EF061219	CR. G HENLEY	COUNCILLOR PAYMENT	\$ 58.30
12/10/2018	EF061220	PHIL HOLLETT PHOTOGRAPHY	ART SALES	\$ 40.25
12/10/2018	EF061221	MICHELLE SHERWOOD	STAFF REIMBURSEMENT	\$ 200.00
12/10/2018	EF061222	TRACIE ANDERSON	ART SALES	\$ 58.50
12/10/2018	EF061223	ELIZABETH ROYCE	ART SALES	\$ 59.50
12/10/2018	EF061224	PROFESSIONAL CABLING	CABLING SERVICES	\$ 46,827.00
12/10/2018	EF061225	CR. J McCALLUM	COUNCILLOR PAYMENT	\$ 488.86
12/10/2018	EF061226	DEB HOLDEN	STAFF REIMBURSEMENT	\$ 300.00
12/10/2018	EF061227	PAY-PLAN PTY LTD	SALARY PACKAGING	\$ 287.18
12/10/2018	EF061228	MARGARET PARKE	ART SALES	\$ 67.20
12/10/2018	EF061229	VITOR MARTINS	STAFF REIMBURSEMENT	\$ 193.25
12/10/2018	EF061230	CR. R BENNETT	COUNCILLOR PAYMENT	\$ 1,238.20
12/10/2018	EF061231	CHER SHACKLETON	ART SALES	\$ 455.00
12/10/2018	EF061232	CR. R PAINE	COUNCILLOR PAYMENT	\$ 1,340.12
12/10/2018	EF061233	ALASTAIR TAYLOR	ART SALES	\$ 12.60
12/10/2018	EF061234	PVR INDUSTRIAL PTY LTD	INDUSTRIAL PUMP REPAIRS	\$ 3,655.41
12/10/2018	EF061235	JENNIFER BROWN	ART SALES	\$ 86.40
12/10/2018	EF061236	ELAMOORE NATURAL SOAPS & COSMETICS PTY LTD	ART SALES	\$ 37.80
12/10/2018	EF061237	KATE WESTERN	STAFF REIMBURSEMENT	\$ 139.44
12/10/2018	EF061238	KITCHEN TAKEOVERS	CATERING	\$ 99.00
12/10/2018	EF061239	CR. K HICK	COUNCILLOR PAYMENT	\$ 239.81
12/10/2018	EF061240	HELEN READING	ART SALES	\$ 16.80
12/10/2018	EF061241	TRIBE PERTH	ACCOMMODATION	\$ 212.00
12/10/2018	EF061242	GALLIANO FARDIN	ART SALES	\$ 2,673.00
12/10/2018	EF061243	RESEARCH SOLUTIONS	MARKET RESEARCH	\$ 13,887.50

DATE	PAYMENT REF	NAME	DESCRIPTION	AMOUNT
12/10/2018	EF061244	JACKIE GASSON	ART SALES	\$ 280.00
12/10/2018	EF061245	TED SECOMBE	ART SALES	\$ 420.00
12/10/2018	EF061246	BELINDA BIRCHALL	ART SALES	\$ 297.00
12/10/2018	EF061247	BIRD GARD AUSTRALIA	BIRD AND ANIMAL DETERRENTS	\$ 1,831.90
12/10/2018	EF061248	DUNCAN YATES	BOND REFUND	\$ 100.00
12/10/2018	EF061249	PAUL DWYER	BOND REFUND	\$ 500.00
12/10/2018	EF061250	A & L WATERS	BJTP REFUND	\$ 62.00
12/10/2018	EF061251	KIRSTY HUTCHINSON	BOND REFUND	\$ 100.00
12/10/2018	EF061252	MARTYN CAVANAGH	STAFF REIMBURSEMENT	\$ 147.40
12/10/2018	EF061253	HANSON CONST. MATERIALS PTY LTD	CONCRETE SERVICES	\$ 1,144.00
12/10/2018	EF061254	BUSSELTON RETRAVISION	ELECTRICAL SERVICES	\$ 747.00
12/10/2018	EF061255	BUSSELTON SENIOR CITIZENS CENTRE	QUARTERLY DONATION PAYMENT	\$ 23,562.00
12/10/2018	EF061256	SAI GLOBAL LTD	AUST STANDARDS PUBLICATIONS	\$ 288.57
12/10/2018	EF061257	COLES	COUNCIL & STAFF REFRESHMENTS	\$ 159.88
12/10/2018	EF061258	BUSSELTON CHAMBER OF COMMERCE AND INDUSTRY	MEMBERSHIP	\$ 19,250.00
12/10/2018	EF061259	OWEN G ISBEL	ART SALES	\$ 17.60
12/10/2018	EF061260	CELIA CLARE	ART SALES	\$ 132.00
12/10/2018	EF061261	OPTUS BILLING SERVICES PTY LTD	FIXED INTERNET ACCESS	\$ 2,596.72
12/10/2018	EF061262	DUNSBOROUGH CONCRETE	CONCRETE SUPPLIES	\$ 24,047.10
19/10/2018	EF061263	ACURIX NETWORKS	INTERNET WIFI ACCESS	\$ 10,401.60
19/10/2018	EF061264	AUSQ TRAINING	TRAINING SERVICES	\$ 2,676.00
19/10/2018	EF061265	MARY EVERUSS	STAFF REIMBURSEMENT	\$ 89.97
19/10/2018	EF061266	SURFING WESTERN AUSTRALIA	EVENT ORGANISATION	\$ 16,500.00
19/10/2018	EF061267	PHASE 3 LANDSCAPE CONSTRUCTION PTY LTD	LANDSCAPING SERVICES	\$ 63,002.50
19/10/2018	EF061268	CRANEFORD PLUMBING PTY LTD	PLUMBING SERVICES	\$ 31,986.81
19/10/2018	EF061269	DIANA MCGIRR	STAFF REIMBURSEMENT	\$ 191.60
19/10/2018	EF061270	OPTUS BILLING SERVICES PTY LTD	FIXED INTERNET ACCESS	\$ 558.44
19/10/2018	EF061271	WAVES ENVIRONMENTAL PTY LTD	BUSSELTON GROUNDWATER INVESTIGATION	\$ 8,160.40
19/10/2018	EF061272	ERTECH PTY LTD	AIRPORT DESIGN AND CONSTRUCTION	\$ 1,017,798.65
19/10/2018	EF061273	L & C KING	BJTP REFUND	\$ 62.00
19/10/2018	EF061274	OCEAN AIR CARPET CARE	CLEANING SERVICES	\$ 175.00
19/10/2018	EF061275	CR. R REEKIE	COUNCILLOR PAYMENT	\$ 43.94
19/10/2018	EF061276	BUNBURY COFFEE MACHINES	COFFEE MACHINE SUPPLIES - GLC	\$ 220.00
19/10/2018	EF061277	NIKKI SHAW	STAFF REIMBURSEMENT	\$ 88.59

DATE	PAYMENT REF	NAME	DESCRIPTION	AMOUNT
19/10/2018	EF061278	ALINTA ENERGY	ELECTRICITY	\$ 43.95
19/10/2018	EF061279	ROGER GOLDEN	BOND REFUND	\$ 100.00
19/10/2018	EF061280	RHONDA GREGOR	DOG REGISTRATION REFUND	\$ 42.50
19/10/2018	EF061281	SW ENVIRONMENTAL	ENVIRONMENTAL SERVICES	\$ 893.75
19/10/2018	EF061282	SOUTH WEST SEASONS	ADVERTISING	\$ 1,750.00
19/10/2018	EF061283	KITCHEN TAKEOVERS	CATERING	\$ 930.00
19/10/2018	EF061284	CR. K HICK	COUNCILLOR PAYMENT	\$ 221.65
19/10/2018	EF061285	BOWEN-SANT DESIGN	GRAPHIC DESIGN SERVICE	\$ 601.00
19/10/2018	EF061286	DUNSBOROUGH CONCRETE	CONCRETE SUPPLIES	\$ 18,057.60
19/10/2018	EF061287	BP AUSTRALIA PTY LTD	CONSTRUCTION OF JET FUEL FACILITY	\$ 360.21
19/10/2018	EF061288	ONSITE RENTAL GROUP PTY LTD	DRY HIRE	\$ 9,988.89
19/10/2018	EF061289	SURELINE SCAFFOLDING & RIGGING PTY LTD	SCAFFOLD HIRE	\$ 3,327.50
19/10/2018	EF061290	KENT LYON ARCHITECT	DESIGN SERVICES	\$ 16,984.00
19/10/2018	EF061291	PAUL DWYER	BOND REFUND	\$ 50.00
19/10/2018	EF061292	BRIAN YORKE	WATER CHARGES REIMBURSEMENT	\$ 11,110.00
19/10/2018	EF061293	TIANI SCHULTZ	DOG REGISTRATION REFUND	\$ 100.00
19/10/2018	EF061294	FRANCESCA GOODE	DOG REGISTRATION REFUND	\$ 85.00
19/10/2018	EF061295	JOANNE LAMBERT	STAFF REIMBURSEMENT	\$ 85.00
19/10/2018	EF061296	LINDA KEANE	ANIMAL REGISTRATION REFUND	\$ 42.50
19/10/2018	EF061297	LANDGATE (VALUER GENERAL'S OFFICE)	LAND VALUATIONS	\$ 708.75
19/10/2018	EF061298	COURIER AUSTRALIA	COURIER SERVICES	\$ 48.03
19/10/2018	EF061299	STRUTTERRE CONSULTING CHARTERED ENGR'S	ENGINEERING SERVICES	\$ 2,860.00
19/10/2018	EF061300	BUSSELTON TENNIS CLUB	KIDSPORT VOUCHERS	\$ 5,563.04
19/10/2018	EF061301	DEPARTMENT OF FIRE AND EMERGENCY SERVICES	FIRE AND EMERGENCY SERVICES	\$ 26,355.72
19/10/2018	EF061302	TOTAL EDEN PTY LTD	RETICULATION SUPPLIES	\$ 3,357.35
19/10/2018	EF061303	BSO DEVELOPMENT CONSULTANTS	CONSULTANCY SERVICES	\$ 3,850.00
19/10/2018	EF061304	W A TREASURY CORPORATION	LOAN REPAYMENTS	\$ 520,340.95
19/10/2018	EF061305	COLES	COUNCIL & STAFF REFRESHMENTS	\$ 1,060.41
19/10/2018	EF061306	DOOR HARDWARE SOLUTIONS	HARDWARE SUPPLIES	\$ 2,191.10
19/10/2018	EF061307	CAPITAL FINANCE AUSTRALIA LTD	LEASING PAYMENTS	\$ 26,412.79
19/10/2018	EF061308	LOCAL GOVERNMENT PROFESSIONALS AUSTRALIA (WA D	TRAINING SERVICES	\$ 3,701.00
25/10/2018	EF061309	HIF	HEALTH INSURANCE	\$ 239.35
25/10/2018	EF061310	PAY-PLAN PTY LTD	SALARY PACKAGING	\$ 19,305.39
25/10/2018	EF061311	RENTAL MANAGEMENT AUSTRALIA PTY LTD	RENT	\$ 457.14

DATE	PAYMENT REF	NAME	DESCRIPTION	AMOUNT
25/10/2018	EF061312	GR & LC CHRISTIAN	RENTAL LEASE AGREEMENT	\$ 1,200.00
25/10/2018	EF061313	ACTON SOUTH WEST	STAFF REIMBURSEMENT	\$ 1,100.00
25/10/2018	EF061314	AUSTRALIAN TAXATION OFFICE	PAYG TAXATION	\$ 222,734.00
25/10/2018	EF061315	AUSTRALIAN SERVICES UNION	UNION FEES	\$ 99.60
25/10/2018	EF061316	HBF HEALTH LIMITED	MEDICAL INSURANCE	\$ 547.95
25/10/2018	EF061317	LOCAL GOV'T RACE COURSE & CEMETERY EMPLOYEES	UNION FEES	\$ 420.26
25/10/2018	EF061318	DEPUTY CHILD SUPPORT REGISTRAR	SALARY DEDUCTIONS	\$ 574.76
25/10/2018	EF061319	CITY OF BUSSELTON-SOCIAL CLUB	SOCIAL CLUB REIMBURSEMENT	\$ 218.00
25/10/2018	EF061320	STAFF CHRISTMAS CLUB	PAYROLL DEDUCTIONS	\$ 4,847.18
24/10/2018	EFO61321	SUPERCHOICE	PAYROLL DEDUCTIONS	\$ 163,918.44
26/10/2018	EF061322	SUMMERS CONSULTING	MOSQUITO BREEDING MONITORING	\$ 4,950.00
26/10/2018	EF061323	IWEIGH SOLUTIONS PTY LTD	WASTE MANAGEMENT SOFTWARE	\$ 5,775.00
26/10/2018	EF061324	BIG BEN BUILDERS PTY LTD	DESIGN AND CONSTRUCTION SERVICES	\$ 3,702.50
26/10/2018	EF061325	STALEY FOOD & PACKAGING	CLEANING CHEMICALS	\$ 3,475.80
26/10/2018	EF061326	FYFE PTY LTD	CONTAMINATED LAND AUDITOR SERVICES	\$ 15,290.00
26/10/2018	EF061327	COMPUTER WEST	INFORMATION TECHNOLOGY SUPPLIER	\$ 1,775.00
26/10/2018	EF061328	CYNAMON AERIA	COMMUNITY ARTS WORKSHOP FACILITATOR	\$ 340.00
26/10/2018	EF061329	MATERA ENVIRONMENTAL (WA) PTY LTD	HOOKLIFT WET HIRE	\$ 7,150.00
26/10/2018	EF061330	M C CHARTRES	RATES REFUND	\$ 792.18
26/10/2018	EF061332	SHEILA SMART PHOTOGRAPHY	PHOTOGRAPHY	\$ 350.00
26/10/2018	EF061333	COMMERCIAL CLEANING EQUIPMENT	CLEANING EQUIPMENT SUPPLIER	\$ 429.00
26/10/2018	EF061335	COLES	COUNCIL & STAFF REFRESHMENTS	\$ 297.66
26/10/2018	EF061336	BUSSELTON WELDING SERVICES	WELDING SERVICES	\$ 467.50
26/10/2018	EF061337	CLEANAWAY	WASTE MANAGEMENT SERVICES	\$ 44.00
26/10/2018	EF061338	MAIA FINANCIAL	LEASING PAYMENTS	\$ 119,187.35
31/10/2018	EF061339	DATA 3	COMPUTER SOFTWARE SUPPLIER	\$ 45,678.71
31/10/2018	EF061340	WALGA	WALGA TRAINING SERVICES	\$ 3,688.00
31/10/2018	EF061341	TRAFFIC FORCE	TRAFFIC MANAGEMENT SERVICES	\$ 45,299.34
31/10/2018	EF061342	LEGALWISE SEMINARS PTY LTD	TRAINING SERVICES	\$ 790.00
31/10/2018	EF061343	HARLEY DYKSTRA	CONTOUR SURVEY REPORT	\$ 2,420.00
31/10/2018	EF061344	BEYOND SAFETY	PROTECTIVE CLOTHING SUPPLIER	\$ 134.55
31/10/2018	EF061345	GOOD GUYS BUSSELTON	ELECTRICAL SUPPLIES	\$ 1,275.00
31/10/2018	EF061346	KOTT GUNNING	LEGAL SERVICES	\$ 220.00
31/10/2018	EF061348	CLEVERPATCH	VACATION CARE SUPPLIES	\$ 450.68

DATE	PAYMENT REF	NAME	DESCRIPTION	AMOUNT
31/10/2018	EF061349	BUSSELTON HYDRAULIC SERVICES INC	HYDRAULIC SERVICES	\$ 1,094.63
31/10/2018	EF061350	FIRE & SAFETY WA	FIRE EQUIPMENT SUPPLIER	\$ 660.47
31/10/2018	EF061351	LEEWIN CIVIL PTY LTD	HIRE EQUIPMENT SERVICES	\$ 23,339.25
31/10/2018	EF061352	BASKETBALL SOUTH WEST INC.	VACATION CARE COACHING CLINIC	\$ 150.00
31/10/2018	EF061354	DEPARTMENT OF PLANNING	DEVELOPMENT ASSESSMENT PANEL PAYMENT	\$ 5,603.00
31/10/2018	EF061355	JIGSAW SIGNS & PRINT	SIGNAGE SERVICES	\$ 176.00
31/10/2018	EF061356	BUNBURY TRUCKS	PLANT PURCHASES / SERVICES / PARTS	\$ 1,566.53
31/10/2018	EF061357	COMBINED TEAM SERVICES	TRAINING SERVICES	\$ 7,990.00
31/10/2018	EF061358	TOTAL GREEN RECYCLING	RECYCLING E-WASTE SERVICES	\$ 177.38
31/10/2018	EF061359	AR PLUMBING & GAS SERVICE	PLUMBING SERVICES	\$ 424.60
31/10/2018	EF061360	PHOENIX FOUNDRY PTY LTD	MEMORIAL PLAQUES SUPPLIER	\$ 263.87
31/10/2018	EF061361	ARBOR GUY	TREE MAINTENANCE SERVICES	\$ 6,490.00
31/10/2018	EF061362	NAOMI SEARLE	STAFF REIMBURSEMENT	\$ 80.00
31/10/2018	EF061363	3E CONSULTING ENGINEERS PTY LTD	CONSULTANCY SERVICES	\$ 660.00
31/10/2018	EF061364	DEPARTMENT OF TRANSPORT	VEHICLE OWNERSHIP SEARCHES	\$ 360.40
31/10/2018	EF061365	BUNBURY SUBARU	VEHICLE PURCHASES / SERVICES / PARTS	\$ 556.22
31/10/2018	EF061366	LANDSAVE ORGANICS	LANDSCAPING SERVICE	\$ 2,711.50
31/10/2018	EF061367	BUNBURY TELECOM SERVICE PTY LTD	MAINTENANCE SERVICES	\$ 462.00
31/10/2018	EF061368	TELSTRA (NETWORK INTEGRITY)	MAJOR PROJECT WORKS	\$ 31,972.74
31/10/2018	EF061369	SQUIRE PATTON BOGGS	LEGAL SERVICES	\$ 189.52
31/10/2018	EF061370	ORANA CINEMAS BUSSELTON	ADVERTISING SERVICES	\$ 615.00
31/10/2018	EF061371	ST JOHN AMBULANCE	TRAINING SERVICES	\$ 116.65
31/10/2018	EF061372	BRIDGESTONE	TYRE SERVICES	\$ 27.50
31/10/2018	EF061373	WA EXTERNAL SOLUTIONS	GUTTER MAINTENANCE	\$ 4,543.00
31/10/2018	EF061374	BUSSELTON BEARING SERVICES	BEARING SUPPLIES	\$ 2,651.98
31/10/2018	EF061375	ARTISAN PAVING	PAVING SERVICES	\$ 3,080.00
31/10/2018	EF061376	GEO METALS	SHEET METAL SERVICES	\$ 418.00
31/10/2018	EF061378	MCLEODS BARRISTERS & SOLICITORS	LEGAL SERVICES	\$ 5,284.34
31/10/2018	EF061379	AUSQ TRAINING	TRAINING SERVICES	\$ 446.00
31/10/2018	EF061380	GEOGRAPHE FORD - BUSSELTON	VEHICLE PURCHASES / SERVICES / PARTS	\$ 37,612.90
31/10/2018	EF061381	SAGE CONSULTING ENGINEERS PTY LTD	LIGHTING INSTALLATION	\$ 1,859.00
31/10/2018	EF061382	ENVIRONEX INTERNATIONAL PTY LTD	POOL CHEMICALS FOR GLC	\$ 3,653.28
31/10/2018	EF061383	SCOPE BUSINESS IMAGING	ELECTRONIC EQUIPMENT	\$ 192.50
31/10/2018	EF061385	PHASE 3 LANDSCAPE CONSTRUCTION PTY LTD	LANDSCAPING SERVICES	\$ 47,466.14

DATE	PAYMENT REF	NAME	DESCRIPTION	AMOUNT
31/10/2018	EF061386	CRANEFORD PLUMBING PTY LTD	PLUMBING SERVICES	\$ 7,577.61
31/10/2018	EF061387	BUKIDO TAIJUTSU	KIDSPORT VOUCHER	\$ 1,130.00
31/10/2018	EF061388	ROMEX AUSTRALIA PTY LTD	AUTOMATED CAR PARK SYSTEM	\$ 1,764.30
31/10/2018	EF061389	SOUTH WEST PRINTING & PUBLISHING	ADVERTISING SERVICES	\$ 2,650.00
31/10/2018	EF061390	BMA-BUSSELTON MARTIAL ARTS	KIDSPORT VOUCHERS	\$ 165.00
31/10/2018	EF061391	MARGARET RIVER FENCING	MAINTENANCE SERVICES	\$ 1,402.50
31/10/2018	EF061392	SOUTH WEST EMPLOYEE ASSISTANCE PROGRAM	MEDICAL SERVICES	\$ 1,683.00
31/10/2018	EF061393	SOUNDPACK SOLUTIONS	LIBRARY RESOURCES	\$ 184.25
31/10/2018	EF061394	GEOGRAPHE INDUSTRIAL SUPPLIES	INDUSTRIAL SUPPLIES	\$ 115.41
31/10/2018	EF061395	ESPLANADE HOTEL FREMANTLE BY RYDGES	ACCOMMODATION	\$ 472.00
31/10/2018	EF061396	PROTECTOR FIRE SERVICES	TRAINING SERVICES	\$ 2,252.80
31/10/2018	EF061397	RENDEZVOUS HOTEL PERTH SCARBOROUGH	ACCOMMODATION	\$ 468.00
31/10/2018	EF061398	PLANET FOOTPRINT PTY LTD	IT SOFTWARE	\$ 988.90
31/10/2018	EF061399	WESTSIDE TILT TRAY SERVICE	ABANDONED CAR REMOVAL	\$ 660.00
31/10/2018	EF061400	DUNSBOROUGH HARDWARE & HOME CENTRE	HARDWARE SERVICES	\$ 713.15
31/10/2018	EF061401	BENT LOGIC	MEMBERSHIP CARDS	\$ 346.50
31/10/2018	EF061402	NSCO CONSULTING	CONSULTANCY AND TRAINING	\$ 395.08
31/10/2018	EF061403	OFFICEMAX AUSTRALIA LTD	STATIONERY SUPPLIES	\$ 1,649.31
31/10/2018	EF061404	DEPARTMENT OF HUMAN SERVICES	CHARGES FOR CENTREPAY FACILITY	\$ 103.95
31/10/2018	EF061405	TASK EXCHANGE PTY LTD	COMPUTER SOFTWARE	\$ 10,054.00
31/10/2018	EF061406	NAMES PLUS EMBROIDERY	EMBROIDERY SERVICES	\$ 864.00
31/10/2018	EF061407	CATALYTIC IT	IT EQUIPMENT AND SERVICES	\$ 3,891.25
31/10/2018	EF061408	DYMOCKS - BUSSELTON	LIBRARY RESOURCES	\$ 2,475.15
31/10/2018	EF061409	FORTUS	EARTHMOVING PARTS	\$ 1,561.12
31/10/2018	EF061410	JIMS FIRST	HARDWARE SUPPLIES	\$ 218.50
31/10/2018	EF061411	BUSSELTON SPA & POOL	SPA / POOL SUPPLIES	\$ 320.00
31/10/2018	EF061412	BROADWATER MEDICAL CENTRE	MEDICAL SERVICES	\$ 412.50
31/10/2018	EF061413	BCP CIVIL & PLANT	EXCAVATOR & PLANT HIRE - VARIOUS WORKS	\$ 33,916.63
31/10/2018	EF061414	BCP MATERIALS PTY LTD	SAND SUPPLIES	\$ 2,888.16
31/10/2018	EF061415	BCP LIQUID WASTE	LIQUID WASTE SERVICES	\$ 1,503.00
31/10/2018	EF061416	D MCKENZIE T/A LITORIA ECOSERVICES	CONSULTANCY SERVICES	\$ 6,074.75
31/10/2018	EF061417	COLES.COM.AU	COUNCIL & STAFF REFRESHMENTS	\$ 1,380.86
31/10/2018	EF061418	D & A O'CONNOR FAMILY TRUST	CATERING SERVICES	\$ 460.00
31/10/2018	EF061419	SECURITY ID	ASIC CARD	\$ 220.00

DATE	PAYMENT REF	NAME	DESCRIPTION	AMOUNT
31/10/2018	EF061420	THE URBAN COFFEE HOUSE	CATERING	\$ 4,413.50
31/10/2018	EF061421	EVERETT'S HOME AND YARD MAINTENANCE	MAINTENANCE SERVICES	\$ 5,650.00
31/10/2018	EF061422	MARKETFORCE PTY LTD	ADVERTISING SERVICES	\$ 3,390.02
31/10/2018	EF061423	LOTEX FILTER CLEANING SERVICE	PLANT FILTER CLEANING SERVICE	\$ 354.55
31/10/2018	EF061424	TROPHIES ON TIME	NAME BADGE SUPPLIER	\$ 112.50
31/10/2018	EF061425	SEASIDE LANDSCAPING CONTRACTORS	LANDSCAPING SERVICES	\$ 935.00
31/10/2018	EF061426	APP CORPORATION PTY LTD	PROJECT MANAGEMENT SERVICES	\$ 31,900.00
31/10/2018	EF061427	COMBINED METAL INDUSTRIES	STEEL PRODUCTS SUPPLIER	\$ 317.14
31/10/2018	EF061428	TYRECYCLE PTY LTD	TYRE RECYCLING	\$ 9,776.76
31/10/2018	EF061429	NATURALISTE HYGIENE SERVICES	HYGIENE SERVICES	\$ 7,641.08
31/10/2018	EF061430	STIHL SHOP DUNSBOROUGH	PLANT PURCHASES / SERVICES / PARTS	\$ 865.00
31/10/2018	EF061431	WESTERN IRRIGATION PTY LTD	BORE AND IRRIGATION SERVICES	\$ 4,845.50
31/10/2018	EF061432	SOGGYBONES WHEELBITE	EVENT COORDINATION	\$ 630.00
31/10/2018	EF061433	BARRY ALLEN ELECTRICAL SERVICES PTY LTD	ELECTRICAL SERVICES	\$ 4,947.25
31/10/2018	EF061434	BUSSELTON AUTO ELECTRICS	AUTO ELECTRICAL SERVICES	\$ 1,475.20
31/10/2018	EF061435	BUNBURY COFFEE MACHINES	COFFEE MACHINE SUPPLIES - GLC	\$ 1,035.40
31/10/2018	EF061436	PVR INDUSTRIAL PTY LTD	INDUSTRIAL PUMP REPAIRS	\$ 583.00
31/10/2018	EF061437	THE PLANT SUPPLY CO	NURSERY SERVICES	\$ 5,672.70
31/10/2018	EF061438	BATTERY WORLD BUNBURY	BATTERIES	\$ 753.15
31/10/2018	EF061439	BUSSELTON DUNSBOROUGH MAIL	ADVERTISING SERVICES	\$ 4,301.66
31/10/2018	EF061440	IMAGE ON LINE	MARKETING	\$ 261.25
31/10/2018	EF061441	ABIGAIL COX	ENERGY AND NUTRITION PRODUCTS - GLC	\$ 60.00
31/10/2018	EF061442	MDF CONSULTING & PROJECT MANAGEMENT	PROPERTY & RATING ASSISTANCE	\$ 4,529.52
31/10/2018	EF061443	DOUTH CONTRACTING	PROPERTY & GARDEN MAINTENANCE	\$ 4,036.58
31/10/2018	EF061444	HISCONFE PTY LTD	KITCHEN EQUIPMENT	\$ 665.50
31/10/2018	EF061445	LGISWA	WORKER COMPENSATION SERVICES	\$ 473,816.71
31/10/2018	EF061446	BUSSELTON TOWING SERVICE	TOWING SERVICES	\$ 297.00
31/10/2018	EF061447	GRAVITY ETC	VACATION CARE EXCURSION	\$ 1,142.50
31/10/2018	EF061448	BUSSELTON AGRICULTURAL SERVICES (WA) PTY LTD	RURAL SUPPLIES	\$ 823.00
31/10/2018	EF061449	COLTS BASKETBALL CLUB	KIDSPORT VOUCHERS	\$ 1,370.00
31/10/2018	EF061450	AUTO TOUCH	VEHICLE DETAILING	\$ 500.00
31/10/2018	EF061451	OFFICE OF THE NATIONAL RAIL SAFETY REGULATOR	ANNUAL FEES	\$ 168.41
31/10/2018	EF061452	ALLIANCE SECURITY PERSONNEL	SECURITY SERVICES	\$ 1,100.00
31/10/2018	EF061453	CORSIGN WA PTY LTD	SINGAGE AND TRAFFIC ACCESSORIES	\$ 6,747.40

DATE	PAYMENT REF	NAME	DESCRIPTION	AMOUNT
31/10/2018	EF061454	SAINTS BASKETBALL CLUB	KIDSPORT VOUCHERS	\$ 480.00
31/10/2018	EF061455	EZY2C	GPS TRACKING SOLUTIONS	\$ 2,293.50
31/10/2018	EF061457	SW ENVIRONMENTAL	ENVIRONMENTAL SERVICES	\$ 4,317.50
31/10/2018	EF061458	ARM SECURITY SYSTEMS	SECURITY SYSTEMS SUPPLY AND MONITERING	\$ 1,415.70
31/10/2018	EF061459	PRESTIGE AUTO & CANVAS	PLANT PURCHASES / SERVICES / PARTS	\$ 185.00
31/10/2018	EF061460	REILLY FREEMAN	DJ SERVICES	\$ 250.00
31/10/2018	EF061461	SARAH'S PLACE	HOMEWARE RETAILER	\$ 640.00
31/10/2018	EF061462	WELL DONE INTERNATIONAL PTY LTD	AFTERHOURS CALL CENTRE SERVICE	\$ 2,387.55
31/10/2018	EF061463	STALEY FOOD & PACKAGING	CLEANING CHEMICALS	\$ 5,461.04
31/10/2018	EF061464	TRUCK CENTRE (WA) PTY LTD	NEW VEHICLE PARTS & SERVICE	\$ 232,481.15
31/10/2018	EF061465	PASSMORE AUTOMOTIVE	VEHICLE MAINTENANCE SERVICES	\$ 1,297.85
31/10/2018	EF061466	ESPRESSO ESSENTIAL (WA) PTY LTD	LIBRARY RESOURCES	\$ 437.82
31/10/2018	EF061467	ARL LABORATORIES	ANALYTICAL SERVICES	\$ 181.50
31/10/2018	EF061468	WA LIBRARY SUPPLIES	LIBRARY RESOURCES	\$ 87.25
31/10/2018	EF061469	GEOBOX PTY LTD	VEHICLE CAMERAS	\$ 264.00
31/10/2018	EF061470	TAMMEX PTY LTD	PRINTER REQUIREMENTS	\$ 564.00
31/10/2018	EF061471	ROCKETMAN DISTRIBUTORS PTY LTD	WILDLIFE CONTROL PRODUCTS	\$ 1,359.60
31/10/2018	EF061472	TENDERLINK.COM	TENDER ADVERTISING	\$ 495.00
31/10/2018	EF061473	GYM CARE	SPORTING EQUIPMENT SUPPLIER	\$ 594.33
31/10/2018	EF061474	AQUAVIVA CATERING	CATERING	\$ 4,175.00
31/10/2018	EF061475	THOMAS HIRE PTY LTD	MACHINERY HIRE	\$ 440.00
31/10/2018	EF061476	VITACO HEALTH AUSTRALIA PTY LTD	HEALTH SUPPLEMENTS	\$ 82.15
31/10/2018	EF061477	PERRON DEVELOPMENT P/L & STAWELL P/L	WATER IRRIGATION CHARGES	\$ 5,719.15
31/10/2018	EF061478	MODERN WINDOW CLEANING	WINDOW CLEANING SERVICES	\$ 495.00
31/10/2018	EF061479	SOUTH WEST COMPRESSORS	COMPRESSOR SALES AND SERVICE	\$ 1,591.47
31/10/2018	EF061480	BAYTHE LINEN AND LAUNDRY	SUPPLY OF CLEAN LINEN	\$ 358.40
31/10/2018	EF061481	FRESH AS	REFRESHMENTS	\$ 503.80
31/10/2018	EF061482	ADVANCED DRIVEWAY SEALING	MAINTENANCE SERVICES	\$ 2,200.00
31/10/2018	EF061483	MCINTOSH & SON	PLANT PURCHASES/SERVICES/PARTS	\$ 1,666.72
31/10/2018	EF061484	SONGFEST INCORPORATED	ADVOCATES FOR COMMUNITY SINGING	\$ 2,500.00
31/10/2018	EF061485	OFFICEWORKS	OFFICE EQUIPMENT SERVICES	\$ 256.95
31/10/2018	EF061486	WATERMAN PLUMBING & GAS	PLUMBING SERVICES	\$ 2,393.36
31/10/2018	EF061487	CSSTECH GROUP PTY LTD	ICT SERVICES	\$ 250.58
31/10/2018	EF061488	DORSOGNA LIMITED	ICE CREAM AND SMALL GOODS	\$ 1,761.12

DATE	PAYMENT REF	NAME	DESCRIPTION	AMOUNT
31/10/2018	EF061489	BELLROCK CLEANING SERVICES PTY LTD	CLEANING SERVICES	\$ 50,496.77
31/10/2018	EF061490	WOODHOUSE SERVICES	TRANSPORT SERVICES	\$ 616.00
31/10/2018	EF061491	COMPUTER WEST	INFORMATION TECHNOLOGY SUPPLIER	\$ 495.00
31/10/2018	EF061492	DOWN SOUTH WATER CARTAGE	WATER CARTAGE	\$ 190.00
31/10/2018	EF061493	ALPINE LAUNDRY PTY LTD	COMMERCIAL LAUNDRY	\$ 180.27
31/10/2018	EF061494	ABBAY ASSET AND ENVIRONMENTAL MANAGEMENT (AAE)	ASSET MANAGEMENT DATA MIGRATION SUPPORT	\$ 3,828.00
31/10/2018	EF061495	WORKSAFE GUARDIAN AUSTRALIA	WORKSAFE FOR RANGERS WELFARE	\$ 891.00
31/10/2018	EF061496	BUNBURY HARVEY REGIONAL COUCIL	WASTE DISPOSAL	\$ 17,260.65
31/10/2018	EF061497	RIGHT FITNESS	FITNESS EQUIPMENT	\$ 1,816.38
31/10/2018	EF061498	HARVEY NORMAN AV/IT SUPERSTORE BUSSELTON	ELECTRICAL APPLIANCE SERVICES	\$ 768.00
31/10/2018	EF061499	LIGHT APPLICATION PTY LTD	SERVICE WORK	\$ 408.10
31/10/2018	EF061500	CAPE CONTAINERS	STORAGE AND EQUIPMENT HIRE	\$ 1,872.75
31/10/2018	EF061501	KINGS CARPENTRY	PORTABLE EQUIPMENT	\$ 88.00
31/10/2018	EF061502	BLAKE MOORE	STAFF REIMBURSEMENT	\$ 600.01
31/10/2018	EF061503	VOICE PROJECT PTY LTD	STAFF ENGAGEMENT SURVEY	\$ 9,757.00
31/10/2018	EF061504	MY OFFICE SOLUTIONS	OFFICE FURNITURE	\$ 2,685.76
31/10/2018	EF061505	JCW ELECTRICAL GROUP PTY LTD	ELECTRICAL CONTRACTING	\$ 802.04
31/10/2018	EF061506	BEST BLAST SOUTHWEST	SANDBLASTING SERVICES	\$ 209.00
31/10/2018	EF061507	BLUE HORIZON PLUMBING & GAS	PLUMBING AND GAS SERVICES	\$ 396.00
31/10/2018	EF061508	TRIBE PERTH	ACCOMMODATION	\$ 130.00
31/10/2018	EF061509	SWEET & UNIQUE (WA) PTY LTD T/AS LUV A LOLLY	CONFECTIONERY	\$ 376.76
31/10/2018	EF061510	GOLDENWEST BLINDS & CURTAINS	WINDOW TREATMENTS	\$ 2,739.00
31/10/2018	EF061511	AERODROME MANAGEMENT SERVICES PTY LTD	AIR SERVICES	\$ 4,356.00
31/10/2018	EF061512	NGIS AUSTRALIA PTY LTD	TRAINING SERVICES	\$ 220.00
31/10/2018	EF061513	ARTEFACT CREATIVE	PUBLIC ART CONSULTANCY SERVICES	\$ 4,125.00
31/10/2018	EF061514	SOUTH WEST GRAFFITI CLEAN	MAINTENANCE SERVICES	\$ 770.38
31/10/2018	EF061515	PLE COMPUTERS PTY LTD	IT GOODS	\$ 204.13
31/10/2018	EF061516	IAN MUTCH	ART WORK VASSE TOWN CENTRE ARCADE	\$ 4,308.70
31/10/2018	EF061518	JDSI CONSULTING ENGINEERS PTY LTD	ENGINEERING CONSULTING SERVICES	\$ 5,500.00
31/10/2018	EF061519	MJ & LF MEAD	TRAINING SERVICES	\$ 400.00
31/10/2018	EF061520	ALAN'S CAFE	CATERING	\$ 865.00
31/10/2018	EF061521	RICKWOOD PLUMBING AND GAS PTY LTD	PLUMBING SERVICES	\$ 4,757.50
31/10/2018	EF061522	BENTLEY SYSTEMS INTERNATIONAL LIMITED	TRAINING SERVICES	\$ 9,684.00
31/10/2018	EF061523	CLARATTI WORKSPACE	CIT SOLUTIONS	\$ 1,089.00

DATE	PAYMENT REF	NAME	DESCRIPTION	AMOUNT
31/10/2018	EF061524	KMART BUSSELTON	RETAIL HOME WARES	\$ 100.00
31/10/2018	EF061525	HEATHER STARR	KIDS YOGA AT NCC	\$ 100.00
31/10/2018	EF061526	SPORTSPOWER	SPORT EQUIPMENT SUPPLIER	\$ 320.00
31/10/2018	EF061527	VAWDREY AUSTRALIA PTY LTD	REPAIRS, SERVICES AND PARTS	\$ 500.00
31/10/2018	EF061528	SEA CHANGE NEWS	STATIONERY AND OFFICE SUPPLIES	\$ 113.80
31/10/2018	EF061529	BETTERVAC PTY LTD	AIR BLOWER	\$ 1,815.00
31/10/2018	EF061530	SIMPLY HEADSETS	HEADSETS	\$ 240.00
31/10/2018	EF061531	MICHAEL SHERRY PAINTING AND DECORATING PTY LTD	PAINTING SERVICES	\$ 2,420.00
31/10/2018	EF061532	SOUTHERN HABITAT NURSERY	NURSERY SUPPLIES	\$ 66.00
31/10/2018	EF061533	AMD AUDIT & ASSURANCE PTY LTD	ACCOUNTANCY SERVICES	\$ 5,720.00
31/10/2018	EF061534	KENT LYON ARCHITECT	DESIGN SERVICES	\$ 11,044.00
31/10/2018	EF061535	DOWN SOUTH GRAPHIC DESIGN	GRAPHIC DESIGN	\$ 300.00
31/10/2018	EF061536	DUNSBOROUGH BASKETBALL CLUB INC	KIDSPORT VOUCHERS	\$ 296.00
31/10/2018	EF061537	JESSYCA HAMPTON	2ND HAND DRUM KIT	\$ 100.00
31/10/2018	EF061538	MJ LOCKWOOD & LS CASE	RATES REFUND	\$ 999.83
31/10/2018	EF061539	WENDY WICKSTEED	ARTGEO REFUND	\$ 200.00
31/10/2018	EF061540	JURINAH FERRIS	BJTP REFUND	\$ 62.00
31/10/2018	EF061541	CAMPBELLS	GLC KIOSK PURCHASES	\$ 577.14
31/10/2018	EF061542	STEWART & HEATON CLOTHING CO PTY LTD	PROTECTIVE CLOTHING SUPPLIER	\$ 87.22
31/10/2018	EF061543	PK COURIERS	COURIER SERVICES	\$ 366.30
31/10/2018	EF061544	BUSSELTON TOYOTA	VEHICLE PURCHASES / SERVICES / PARTS	\$ 281.95
31/10/2018	EF061545	BOC GASES AUSTRALIA LTD	GAS SERVICES	\$ 43.66
31/10/2018	EF061546	CJD EQUIPMENT PTY LTD	PLANT PURCHASES / SERVICES / PARTS	\$ 17.91
31/10/2018	EF061547	WOOD & GRIEVE ENGINEERS	CONSULTANCY SERVICES	\$ 4,330.48
31/10/2018	EF061548	DAVID GRAY & CO	GARBAGE BINS & PARTS SUPPLIER	\$ 21,676.60
31/10/2018	EF061549	AC FORSTER & SON	PLUMBING SERVICES	\$ 2,269.63
31/10/2018	EF061550	FENNESSY'S	VEHICLE PURCHASES / SERVICES / PARTS	\$ 35,938.81
31/10/2018	EF061551	FTE ENGINEERING	MAINTENANCE SERVICES	\$ 189.75
31/10/2018	EF061552	SOUTHERN LOCK & SECURITY	SECURITY SERVICES	\$ 80.50
31/10/2018	EF061553	JASON SIGNMAKERS	SIGNAGE SUPPLIES	\$ 922.03
31/10/2018	EF061554	TREVORS CARPETS BUSSELTON	FLOOR COVERING SERVICE	\$ 1,500.00
31/10/2018	EF061555	KD POWER & CO	MAINTENANCE SERVICES	\$ 22.00
31/10/2018	EF061556	DUCHESS MEDICAL PRACTICE	MEDICAL SERVICES	\$ 156.30
31/10/2018	EF061557	ELECTRICAL DISTRIBUTORS OF WA PTY LTD	ELECTRICAL SERVICES	\$ 36.85

DATE	PAYMENT REF	NAME	DESCRIPTION	AMOUNT
31/10/2018	EF061557	Finance & Borrowing Prog 07	0.000000	\$ 36.85
31/10/2018	EF061558	B & J CATALANO PTY LTD	GRAVEL CRUSHING	\$ 24,712.39
31/10/2018	EF061558	Finance & Borrowing Prog 09	0.000000	\$ 24,712.39
31/10/2018	EF061559	MALATESTA ROAD PAVING & HOTMIX	ROAD HOTMIX / PAVING SERVICES	\$ 51,239.01
31/10/2018	EF061560	BUCHER MUNICIPAL PTY LTD	ENGINEERING - PLANT SPARES & SERVICING	\$ 3,197.49
31/10/2018	EF061561	NICHOLLS MACHINERY	PLANT PURCHASES / SERVICES / PARTS	\$ 1,653.16
31/10/2018	EF061562	ROYAL LIFE SAVING SOCIETY - WESTERN AUSTRALIA	TRAINING SERVICES	\$ 118.50
31/10/2018	EF061563	LANDGATE CUSTOMER ACCOUNT	LAND INFORMATION AND TITLE SEARCHES	\$ 154.20
31/10/2018	EF061564	HANSON CONST. MATERIALS PTY LTD	CONCRETE SERVICES	\$ 23,077.78
31/10/2018	EF061566	SOUTH WEST STEEL PRODUCTS	STEEL PRODUCTS SUPPLIER	\$ 65.88
31/10/2018	EF061567	WESTERN POWER CORPORATION	ELECTRICAL SERVICES	\$ 708,296.00
31/10/2018	EF061568	CLEANAWAY EQUIPMENT SERVICES	MAINTENANCE PARTS WASHER	\$ 947.10
31/10/2018	EF061569	BUSSELTON RETRAVISION	ELECTRICAL SERVICES	\$ 5,432.00
31/10/2018	EF061570	LANDGATE (VALUER GENERAL'S OFFICE)	LAND VALUATIONS	\$ 1,862.65
31/10/2018	EF061571	PENDREY AGENCIES P/L	CHEMICAL / RURAL SUPPLIES	\$ 1,636.36
31/10/2018	EF061572	CURTIN UNIVERSITY OF TECHNOLOGY	TRAINING SERVICES	\$ 833.00
31/10/2018	EF061572	Customer Services	0.000000	\$ 833.00
31/10/2018	EF061573	BUSSELTON BOBCATS	EARTHMOVING SERVICES	\$ 1,375.00
31/10/2018	EF061574	WINC AUSTRALIA PTY LTD	STATIONERY SUPPLIER	\$ 3,533.04
31/10/2018	EF061575	BUSSELTON MOTORS (MITSUBISHI/MAZDA)	VEHICLE PURCHASES / SERVICES / PARTS	\$ 1,185.48
31/10/2018	EF061576	COURIER AUSTRALIA	COURIER SERVICES	\$ 747.68
31/10/2018	EF061577	THINK WATER DUNSBOROUGH	RETICULATION SERVICES	\$ 2,051.09
31/10/2018	EF061578	DUNSBOROUGH BOBCAT SERVICE	EARTHMOVING - BOBCAT HIRE	\$ 11,830.50
31/10/2018	EF061579	CARRAMAR COASTAL NURSERY	NURSERY SUPPLIES	\$ 796.40
31/10/2018	EF061580	PRO-LINE KERBING	KERBING SERVICES	\$ 24,738.60
31/10/2018	EF061581	ROD'S AUTO ELECTRICS	AUTO ELECTRICAL SERVICES	\$ 1,430.04
31/10/2018	EF061582	BUSSELTON SENIOR CITIZENS CENTRE	QUARTERLY DONATION PAYMENT	\$ 23,562.00
31/10/2018	EF061583	SW PRECISION PRINT	PRINTING SERVICES	\$ 1,548.00
31/10/2018	EF061584	PRESTIGE PRODUCTS	HOSPITALITY EQUIPMENT SUPPLIER	\$ 5,775.00
31/10/2018	EF061585	SOUTH WEST ISUZU	PLANT PURCHASES / SERVICES / PARTS	\$ 171.38
31/10/2018	EF061586	BLACKWOODS	FLEET CONSUMABLES & MAINTENANCE PARTS	\$ 4,677.88
31/10/2018	EF061587	REPCO AUTO PARTS	PLANT PURCHASES / SERVICES / PARTS	\$ 199.93
31/10/2018	EF061588	ACTIV FOUNDATION INC	MAINTENANCE SERVICES	\$ 165.00
31/10/2018	EF061589	BUSSELTON PEST & WEED CONTROL	PEST CONTROL SERVICES	\$ 17,261.14

DATE	PAYMENT REF	NAME	DESCRIPTION	AMOUNT
31/10/2018	EF061590	E & M J ROSHER PTY LTD	VEHICLE PARTS	\$ 3,245.00
31/10/2018	EF061591	WESTRAC EQUIPMENT P/L	PLANT PURCHASES / SERVICES / PARTS	\$ 9,646.85
31/10/2018	EF061592	BUSSELTON BUILDING PRODUCTS	BUILDING PRODUCT SUPPLIER	\$ 7,563.31
31/10/2018	EF061593	PETER MAY COMMERCIAL LAWYER	LEGAL SERVICES	\$ 758.00
31/10/2018	EF061594	B & B STREET SWEEPING	STREET SWEEPING SERVICE	\$ 29,281.94
31/10/2018	EF061595	ELLIOTTS SMALL ENGINES	PLANT PURCHASES / SERVICES / PARTS	\$ 1,399.00
31/10/2018	EF061596	WORK CLOBBER	PROTECTIVE CLOTHING SUPPLIER	\$ 2,657.00
31/10/2018	EF061597	BSEWA	ELECTRICAL SERVICES	\$ 13,030.14
31/10/2018	EF061598	KLEENHEAT GAS	GAS SERVICES	\$ 1,529.92
31/10/2018	EF061599	BUNNINGS BUILDING SUPPLIES	HARDWARE SUPPLIES	\$ 1,465.18
31/10/2018	EF061600	BUSSELTON AND SUGITO SISTER CITIES ASSOCIATION	SISTER CITY COMMITTEE	\$ 13,000.00
31/10/2018	EF061601	ELLENBY TREE FARM PTY LTD	NURSERY SUPPLIES	\$ 3,575.00
31/10/2018	EF061602	IPWEA (INSTITUTE OF PUBLIC WORKS ENGINEERING)	MEMBERSHIP	\$ 2,860.00
31/10/2018	EF061603	BENARA NURSERY	NURSERY SUPPLIES	\$ 32,554.50
31/10/2018	EF061604	CHEM CENTRE	LABORATORY SERVICES	\$ 1,092.30
31/10/2018	EF061605	SOUTHWEST TYRE SERVICE	PLANT TYRE SUPPLIER / REPAIRER	\$ 3,149.15
31/10/2018	EF061606	BRAD GOODE & ASSOCIATES PTY LTD	CONSULTANCY SERVICES	\$ 6,105.00
31/10/2018	EF061607	COATES HIRE	HIRE EQUIPMENT SERVICES	\$ 3,463.17
31/10/2018	EF061608	DAVID MILDWATERS ELECTRICAL	MAINTENANCE SERVICES	\$ 10,481.83
31/10/2018	EF061609	CHUBB FIRE & SECURITY PTY LTD	FIRE EQUIPMENT SERVICES	\$ 2,844.80
31/10/2018	EF061610	SIGMA COMPANIES GROUP PTY LTD	CHEMICAL SUPPLIER	\$ 190.58
31/10/2018	EF061611	MINTER ELLISON LAWYERS	LEGAL SERVICES	\$ 5,738.15
31/10/2018	EF061612	ACCUWEIGH PTY LTD	WASTE FACILITY WEIGHBRIDGE SERVICE	\$ 625.36
31/10/2018	EF061613	BAREFOOT BOOKS	LIBRARY RESOURCES	\$ 712.58
31/10/2018	EF061614	SOUTH WEST FIRE	FIRE EQUIPMENT SUPPLIER	\$ 1,947.00
31/10/2018	EF061615	GLOBE AUSTRALIA PTY LTD	SIGNAGE SERVICES	\$ 14,789.50
31/10/2018	EF061616	GOLDEN WEST NETWORK P/L	ADVERTISING SERVICES	\$ 1,720.40
31/10/2018	EF061618	SOILS AINT SOILS	NURSERY SUPPLIES	\$ 26.00
31/10/2018	EF061619	SPORTS TURF TECHNOLOGY	SPORT EQUIPMENT SUPPLIER	\$ 22,203.50
31/10/2018	EF061620	EARTH 2 OCEAN COMMUNICATIONS	COMMUNICATION SERVICES - RADIO REPAIRS	\$ 3,309.00
31/10/2018	EF061621	HITACHI CONSTRUCTION MACHINERY	PLANT PURCHASES / SERVICES / PARTS	\$ 417.25
31/10/2018	EF061622	BUSSELTON FOOTBALL & SPORTSMAN CLUB	COMMUNITY BID 2014 2015	\$ 2,805.00
31/10/2018	EF061623	BUNBURY HIAB AND TILTRAY (HOTMAC GOLD PTY LTD T/	TILT TRAY SERVICES	\$ 863.50
31/10/2018	EF061624	GAS-IT PIPE CONTRACTING	GAS SERVICES	\$ 3,005.20

DATE	PAYMENT REF	NAME	DESCRIPTION	AMOUNT
31/10/2018	EF061625	CLEANAWAY	WASTE MANAGEMENT SERVICES	\$ 20,160.58
31/10/2018	EF061626	AUTO ONE	PLANT PURCHASES / SERVICES / PARTS	\$ 2,009.06
31/10/2018	EF061627	DUXTON HOTEL	ACCOMMODATION	\$ 508.00
31/10/2018	EF061628	RICOH BUSINESS CENTRE	OFFICE EQUIPMENT SERVICES - PHOTOCOPYING	\$ 8,388.74
31/10/2018	EF061629	WREN OIL	WASTE OIL SERVICES	\$ 16.50
31/10/2018	EF061630	CAPE CELLARS BUSSELTON	REFRESHMENTS	\$ 2,100.69
31/10/2018	EF061631	NVMS (NOISE & VIBRATION SYSTEMS) P/L	NOISE LEVEL ANALYSER SUPPLIER	\$ 1,265.00
31/10/2018	EF061632	VM VISIMAX	FIRE EQUIPMENT SUPPLIER	\$ 283.50
31/10/2018	EF061633	BURKE AIR	AIR CONDITIONING SERVICES	\$ 5,376.14
31/10/2018	EF061634	COCA COLA - AMATIL PTY LTD	GLC KIOSK PURCHASES	\$ 1,188.98
31/10/2018	EF061635	ART ON THE MOVE	MEMBERSHIP	\$ 3,500.00
31/10/2018	EF061636	LOCK AROUND THE CLOCK	SECURITY SERVICES	\$ 2,412.10
31/10/2018	EF061637	SURVCON PTY LTD	SURVEY SERVICES	\$ 6,763.38
31/10/2018	EF061638	GANNAWAYS CHARTER AND TOURS	BUS HIRE SERVICE	\$ 1,170.00
31/10/2018	EF061639	AQUA SHED BUSSELTON	RETICULATION SERVICES	\$ 841.50
31/10/2018	EF061640	GEOGRAPHE SAWS AND MOWERS	PLANT PURCHASES / SERVICES / PARTS	\$ 5,789.00
31/10/2018	EF061641	SAFE & SURE SECURITY PTY LTD	SECURITY SERVICES - ALARM OCCURANCE	\$ 2,900.00
31/10/2018	EF061642	PACIFIC BIOLOGICS WAREHOUSE	CHEMICAL SERVICES	\$ 10,140.90
31/10/2018	EF061643	CITY AND REGIONAL FUELS	FUEL SERVICES	\$ 4,467.83
31/10/2018	EF061644	STRATAGREEN	NURSERY SUPPLIES	\$ 954.02
31/10/2018	EF061645	LD TOTAL	LANDSCAPING SERVICES	\$ 82.50
31/10/2018	EF061646	TOTAL HORTICULTURAL SERVICES	LANDSCAPING SERVICES	\$ 10,585.34
31/10/2018	EF061647	GUMPTION PTY LTD	ADVERTISING SERVICES	\$ 3,000.00
31/10/2018	EF061648	SWIMMING WA	SPORT EQUIPMENT SUPPLIER	\$ 3,300.00
31/10/2018	EF061649	DIEBACK TREATMENT SERVICES	CONSULTANCY SERVICES	\$ 13,611.00
31/10/2018	EF061650	BDA TREE LOPPING	TREE LOPPING SERVICES	\$ 1,529.00
31/10/2018	EF061651	TRADE HIRE	PLANT HIRE & EQUIPMENT SERVICES	\$ 6,405.24
31/10/2018	EF061653	RMS (AUST) PTY LTD	SOFTWARE SERVICES	\$ 49.50
31/10/2018	EF061654	CAPE RURAL CONTRACTING	FIRE CONTROL SERVICES	\$ 1,375.00
31/10/2018	EF061655	EXTERIA	INFRASTRUCTURE SERVICES	\$ 6,293.10
31/10/2018	EF061656	DEPARTMENT OF PARKS AND WILDLIFE	SUBSCRIPTION	\$ 4,688.00
31/10/2018	EF061657	MJB INDUSTRIES PTY LTD	DRAINAGE SUPPLIES	\$ 15,951.10
31/10/2018	EF061658	DELL AUSTRALIA PTY LTD	COMPUTER EQUIPMENT SUPPLIER	\$ 190,800.78
31/10/2018	EF061659	HART SPORT	SPORT EQUIPMENT SUPPLIER	\$ 566.30

DATE	PAYMENT REF	NAME	DESCRIPTION	AMOUNT
31/10/2018	EF061660	STRATEGEN ENVIRONMENTAL CONSULTANTS PTY LTD	CONSULTANCY SERVICES	\$ 34,719.30
31/10/2018	EF061661	CAPE DRYCLEANERS	LINEN CLEANING SERVICES	\$ 54.30
31/10/2018	EF061662	APRA LIMITED	LICENCE RENEWALS	\$ 130.81
31/10/2018	EF061663	HIP POCKET WORK WEAR AND SAFETY	UNIFORMS & PROTECTIVE CLOTHING	\$ 2,045.09
31/10/2018	EF061664	PHYSIO SOUTHWEST	MEDICAL SERVICES	\$ 1,154.00
31/10/2018	EF061665	NEVERFAIL SPRINGWATER LTD	WATER REFILL SERVICE - DUNS WASTE FACILI	\$ 194.25
31/10/2018	EF061666	T-QUIP	MOWER PARTS & SERVICE	\$ 1,641.25
31/10/2018	EF061667	LOCAL GOVERNMENT PROFESSIONALS AUSTRALIA (WA D	TRAINING SERVICES	\$ 4,771.00
				\$ 6,242,012.84

INTERNAL PAYMENT VOUCHERS OCTOBER 2018

7/10/2018	DD003584	CALTEX AUSTRALIA PETROLEUM PTY LTD	FUEL SERVICES	\$ 65,381.64
30/09/2018	DD003585	ANZ BANK - VISA CARD	CREDIT CARD PAYMENT	\$ 13,172.55
10/10/2018	DD003586	CITY OF BUSSELTON	PAYROLL DEDUCTIONS	\$ 740,239.42
10/10/2018	DD003587	CITY OF BUSSELTON	SPECIAL PAY	\$ 591.15
1/10/2018	DD003588	ANZ BANK	BANK FEES	\$ 19,506.95
2/10/2018	DD003589	LES MILLS ASIA PACIFIC	CONTRACT FEES	\$ 749.20
2/10/2018	DD003590	LES MILLS ASIA PACIFIC	CONTRACT FEES	\$ 561.90
4/10/2018	DD003591	COMMONWEALTH BANK	BANK FEES	\$ 22,215.31
4/10/2018	DD003592	ANZ BANK	BANK FEES	\$ 266.45
4/10/2018	DD003593	ANZ BANK	BANK FEES	\$ 524.52
1/10/2018	DD003594	Sundry - Chq Creditor		\$ 147.00
3/10/2018	DD003595	RATE REFUNDS	REFUND OF RATE OVERPAYMENT	\$ 5,143.11
3/10/2018	DD003596	Sundry - Chq Creditor		\$ 147.00
4/10/2018	DD003597	Sundry - Chq Creditor		\$ 147.00
5/10/2018	DD003598	Sundry - Chq Creditor		\$ 97.00
4/10/2018	DD003599	Sundry - Chq Creditor		\$ 416.00
5/10/2018	DD003600	Sundry - Chq Creditor		\$ 250.00
9/10/2018	DD003601	CITY OF BUSSELTON	VARIOUS REIMBURSEMENTS	\$ 4,000.00
5/10/2018	DD003602	Sundry - Chq Creditor		\$ 208.00
8/10/2018	DD003603	RATE REFUNDS	REFUND OF RATE OVERPAYMENT	\$ 466.83
8/10/2018	DD003604	RATE REFUNDS	REFUND OF RATE OVERPAYMENT	\$ 1,530.00
8/10/2018	DD003605	RATE REFUNDS	REFUND OF RATE OVERPAYMENT	\$ 1,754.51
8/10/2018	DD003606	RATE REFUNDS	REFUND OF RATE OVERPAYMENT	\$ 2,187.52
8/10/2018	DD003607	RATE REFUNDS	REFUND OF RATE OVERPAYMENT	\$ 6,209.31

DATE	PAYMENT REF	NAME	DESCRIPTION	AMOUNT
8/10/2018	DD003608	RATE REFUNDS	REFUND OF RATE OVERPAYMENT	\$ 54,408.00
8/10/2018	DD003609	RATE REFUNDS	REFUND OF RATE OVERPAYMENT	\$ 503.34
15/10/2018	DD003610	Sundry - Chq Creditor		\$ 216.00
15/10/2018	DD003611	RATE REFUNDS	REFUND OF RATE OVERPAYMENT	\$ 179.00
15/10/2018	DD003612	COMMONWEALTH BANK	BANK FEES	\$ 1,062.49
1/10/2018	DD003613	ANZ BANK	BANK FEES	\$ 193.34
1/10/2018	DD003614	ANZ BANK	BANK FEES	\$ 9,708.64
25/10/2018	DD003615	CITY OF BUSSELTON	PAYROLL DEDUCTIONS	\$ 746,115.91
				\$ 1,698,299.09
TRUST ACCOUNT -OCTOBER 2018				
8/10/2018	007412	BCITF & BRB LEVY REFUNDS	REFUNDS	\$ 60.00
8/10/2018	007413	BUILDING COMMISSION	REGISTRATIONS / LEVY PAYMENTS	\$ 18,688.73
10/10/2018	007414	CONSTRUCTION TRAINING FUND	BCITF LEVY	\$ 243.50
10/10/2018	007415	CITY OF BUSSELTON	VARIOUS REIMBURSEMENTS	\$ 406.50
30/10/2018	007416	BCITF & BRB LEVY REFUNDS	REFUNDS	\$ 376.75
30/10/2018	007417	BCITF & BRB LEVY REFUNDS	REFUNDS	\$ 61.65
30/10/2018	007418	BCITF & BRB LEVY REFUNDS	REFUNDS	\$ 61.65
				\$ 19,898.78
TOTAL SPEND				\$ 8,463,368.41

6.3 BUDGET AMENDMENT REQUEST / REVIEW

SUBJECT INDEX:	Budget Planning and Reporting
STRATEGIC OBJECTIVE:	Governance systems, process and practices are responsible, ethical and transparent.
BUSINESS UNIT:	Finance and Corporate Services
ACTIVITY UNIT:	Finance and Corporate Services
REPORTING OFFICER:	Manager Financial Services - Kim Dolzadelli
AUTHORISING OFFICER:	Director Finance and Corporate Services - Tony Nottle
VOTING REQUIREMENT:	Absolute Majority
ATTACHMENTS:	

PRÉCIS

This report seeks recommendation of the Finance Committee to Council for the approval of budget amendments as detailed in this report. Adoption of the Officers recommendation will result in no change to the City's current amended budgeted surplus position of \$0.

BACKGROUND

Council adopted its 2018/2019 municipal budget on Wednesday, 25 July 2018 with a balanced budget position.

Since this time Council has been advised of certain funding changes that have positively impacted the original budget and Council is now being asked to consider budget amendments for the following key areas/projects:

1. Funds Held in Trust
2. Recognition of income for shared Library Consortia resource
3. Recognition of Income - Regional Every Club Funding Program
4. Recognition of Income – Community Child Care Fund Sustainability Support
5. Busselton Lion Club – Youth Activities

STATUTORY ENVIRONMENT

Section 6.8 of the Local Government Act refers to expenditure from the municipal fund that is not included in the annual budget. In the context of this report, where no budget allocation exists, expenditure is not to be incurred until such time as it is authorised in advance, by an absolute majority decision of the Council.

RELEVANT PLANS AND POLICIES

There are multiple plans and policies that support the proposed budget amendments.

FINANCIAL IMPLICATIONS

Budget amendments being sought will result in no change to Council's budget surplus position of \$0.

LONG TERM FINANCIAL PLAN IMPLICATIONS

There are no Long Term Financial Plan implications in relation to this item.

STRATEGIC COMMUNITY OBJECTIVES

This matter principally aligns with Key Goal Area 6 – ‘Leadership’ and more specifically Community Objective 6.1 - ‘Governance systems, process and practices are responsible, ethical and transparent’.

RISK ASSESSMENT

There is a risk to the City, as there is with all projects undertaken, that the final cost could exceed budget. If this looks to be the case Council will be notified so a suitable offset / project scope back can be identified.

CONSULTATION

Consultation has occurred with the appropriate Council officers.

OFFICER COMMENT

The Officer recommends the following requested budget amendments to the Finance Committee for consideration and recommendation to Council.

1. “Funds Held in Trust”

Community Appeals Trust:

The City currently holds \$1,000.40 in the Community Appeals Trust which dates back to 2002, this amount represents the balance Council Funds placed into trust to be used to support victims of the Bali bombings, the last payment from this fund was made in October 2005.

Officers recommend that the amount of \$1,000.40 be transferred from the Community Appeals Trust fund to Council Reserve Fund “Emergency Disaster Recovery Reserve”.

Sundry Other Trusts:

The City currently holds \$24,240.63 held in the Sundry Other Trusts which is made up of \$1400 – BSN BMX Club (2006) and \$22,840.63 is from the Yallingup Hall Committee (2015).

It is understood that the BMX Club have not been in operation since 2006, former members of the club committee have been contacted by City officers and it is recommended that these funds be transferred to the Municipal fund and utilised on rails for trails expenditure.

Further to the above the Yallingup Hall Committee handed back the hall to Council and disbanded in 2015 and the City of Busselton since then has been fully responsible for the hall. This being the case it is recommended that the \$22,840.63 be transferred from trust into the City’s “Building Asset Renewal Fund” for use on the hall when required.

Planned Expenditure Items

Officers propose that the 2018/2019 adopted budget be amended to reflect the following funding charges, shown in Table 1.

Table 1:

<i>Cost Code</i>	<i>Description</i>	Current Budget	Change	Proposed Amended Budget
Transfers from Trust				
Trust Transfer	Community Appeals Trust	0	(1,000.40)	(1,000.40)
Trust Transfer	Sundry Other Trusts	0	(24,240.63)	(24,240.63)
Expenditure				
C3122	Rails to Trails	248,723	1,400	250,123
Transfers to Reserve				
Building Asset Renewal Fund	Transfer to	890,864	22,840.63	913,704.63
Emergency Disaster Recovery Reserve	Transfer to	20,936	1,000.40	21,936.40
Net Total		1,160,523.00	0	1,160,523.00

Proposed Outcome

Transfer of defunct Trust funds held.

2. "Recognition of income for shared Library Consortia resource"

The City is a member of the SW Library Consortia (SWLC), consisting of 12 members. In 2017, the SWLC successfully procured and went on to implement across 22 libraries a shared library management system and associated operating procedures. This achieved significant savings for members who were able to divest of outdated and unsupported library software and moved to the latest in cloud-based technology.

The new system has also reduced IT support requirements for individual libraries but resourcing of day to day issues,(usually user error), training and deployment of new functionality and system upgrades is still required. It is inefficient and a duplication of overheads for each member library to individually resource this core function and therefore the Consortia approached all participating members with a proposal for a dedicated consortia resource to manage these issues and deploy new features. The Consortia requested a contribution from each member based population.

The City has allocated \$14,800 in the 2018/19 budget for its share of the resource; as this resource is to be hosted by the City of Busselton a budget amendment to recognise the other Consortia member contributions to the resource and associated expense is required.

Planned Expenditure Items

The amendments shown below in Table 2 will reflect the other Consortia member contributions and associated offset expenditure.

Table 2:

<i>Cost Code</i>	<i>Description</i>	Current Budget	Change	Proposed Amended Budget
233-10380-xxxx	Contributions – other Consortia Members	0	(39,000)	(39,000)
233- 10380-3295	Library Services - Other Computing Costs	14,800	39,000	53,800
Net Total		14,800	0	14,800

Proposed Outcome

Provide financial support to the Library Consortia which in turn will enhance patrons experience, address duplication across the 12 member Local Governments and provide dedicated support to member Local Governments. There will be no impact on the adopted budget.

3. "Recognition of Income - Regional Every Club Funding Program"

The City has been successful in securing a grant for \$40,000 over 2 years from the Department of Local Government, Sport and Cultural Industries to deliver a range of strategic planning workshops and community workshops for sports in the region.

This project has been developed in partnership with the surrounding City of Busselton Local Government Authorities (Shires of Capel and Augusta Margaret River), with the key outcome being to educate the club volunteers and to have sustainable associations and clubs by conducting strategic planning workshops. The project is also designed to assist targeted sporting associations and clubs to plan their resources and growth and will also support the development of the City of Busselton's Recreation Facilities Strategy.

Planned Expenditure Items

Year 1 funding agreement is from 1 September 2018 to 31 August 2019. (\$20,000)

Year 2 funding agreement is from 1 September 2019 to 31 August 2019. (\$20,000)

Expenditure will be used for contractor and staff time, meeting and workshop facilitation.

The amendments shown in Table 3 are sought for approval.

Table 3:

<i>Cost Code</i>	<i>Description</i>	Current Budget	Change	Proposed Amended Budget
Revenue				
332-10540-1239-9353	Operating Grants & Subsidies-other	0	(20,000)	(20,000)
Expenditure				
332-10540-3260-9353	Consultancy	20,000	20,000	40,000
Net Total		20,000	0	20,000

Proposed Outcome

Recognition of Grant Funding and programme activities.

4. "Recognition of Income – Community Child Care Fund Sustainability Support"

The City has been successful in securing a grant for \$64,000 over 2 years from the Commonwealth Department of Education and Training to deliver a range of strategies aimed at assisting the sustainability of the outside school hours care vacation care program at Naturaliste Community Centre.

This projects key outcomes are to formulate and implement a number of business, programming, marketing, training and staffing strategies with the aim to increase utilisation and improve service sustainability. Part of the process will be to engage a consultant to review the service and make recommendations regarding policy and procedure, target marketing, compliance and training.

Planned Expenditure Items

Year 1 funding agreement is from 1 July 2018 to 30th June 2019. (\$41,000)

Year 2 funding agreement is from 1 July 2019 to 30 June 2020. (\$23,000)

Expenditure will be used for the following over the 2 years in accordance with the grant agreement

1. Consultants /professional fees (\$15,000)
2. Transport costs (\$5,000)
3. Changes to business practices (\$4,000)
4. Additional operating costs (\$2,000)
5. Additional target marketing (\$10,000)
6. Educational resources and materials (\$23,000)
7. Wages and training (\$5,000)

The amendments shown in Table 4 are sought for approval.

Table 4:

<i>Cost Code</i>	<i>Description</i>	Current Budget	Change	Proposed Amended Budget
Revenue				
336- 10590- 1239 -7007	Operating Grants & Subsidies-other	0	(41,000)	(41,000)
Expenditure				
336-10590-3038-7007	Wages	157,950	3,000	160,950
336-10590-3376-7007	Holiday Program activities	6,000	17,000	23,000
336-10590-3623-7007	Marketing and promotions	3,000	6,000	9,000
336-10590-3301-7007	Furniture and off equip purchases	1,500	15,000	16,500
Net Total		168,450	0	168,450

Proposed Outcome

Recognition of Grant Funding and programme activities.

5. "Busselton Lion Club – Youth Activities"

The City of Busselton was presented with a cheque for \$3,000 by the Busselton Lions Club at the Youth Centre on Friday 2nd November 2018. The Lions Club are keen to support youth initiatives.

Planned Expenditure Items

The funding is to be used to support the youth cooking program at the Youth Centre and will include the purchase of cooking equipment and a lockable storage cupboard. The purpose of this proposed budget amendment is to include this funding as revenue and corresponding expenditure in Council's 2018/19 Budget.

The amendments shown in Table 4 are sought for approval.

Table 5:

<i>Cost Code</i>	<i>Description</i>	Current Budget	Change	Proposed Amended Budget
Revenue				
330 B1361 1239 000	Operating Grants & subsidies - other	(29,000)	(3,000)	(32,000)
Expenditure				
330 B1361 3413 000	Youth Services Programs and Activities	37,460	3,000	40,460
Net Total		8460	0	8,460

Proposed Outcome

Recognition of Grant Funding and programme activities.

CONCLUSION

Council's approval is sought to amend the budget as per the details contained in this report. Upon approval the proposed works will be planned, organised and completed.

OPTIONS

The Council could decide not to go ahead with any or all of the proposed budget amendment requests.

TIMELINE FOR IMPLEMENTATION OF OFFICER RECOMMENDATION

Should the Officer Recommendation be endorsed, the associated budget amendment will be processed within a month of being approved.

OFFICER RECOMMENDATION**ABSOLUTE MAJORITY DECISION OF COUNCIL REQUIRED**

That Council endorse the requested budget amendments outlined in tables 1 to 5 below, resulting in no change to an amended budgeted surplus position of \$0.

Table 1:

<i>Cost Code</i>	<i>Description</i>	Current Budget	Change	Proposed Amended Budget
Transfers from Trust				
Trust Transfer	Community Appeals Trust	0	(1,000.40)	(1,000.40)
Trust Transfer	Sundry Other Trusts	0	(24,240.63)	(24,240.63)
Expenditure				
C3122	Rails to Trails	248,723	1,400	250,123
Transfers to Reserve				
Building Asset Renewal Fund	Transfer to	890,864	22,840.63	913,704.63
Emergency Disaster Recovery Reserve	Transfer to	20,936	1,000.40	21,936.40
Net Total		1,160,523.0 0	0	1,160,523.0 0

Table 2:

<i>Cost Code</i>	<i>Description</i>	Current Budget	Change	Proposed Amended Budget
233-10380-xxxx	Contributions – other Consortia Members	0	(39,000)	(39,000)
233- 10380-3295	Library Services - Other Computing Costs	14,800	39,000	53,800
Net Total		14,800	0	14,800

Table 3:

<i>Cost Code</i>	<i>Description</i>	Current Budget	Change	Proposed Amended Budget
Revenue				
332-10540-1239-9353	Operating Grants & Subsidies-other	0	(20,000)	(20,000)
Expenditure				
332-10540-3260-9353	Consultancy	20,000	20,000	40,000
Net Total		20,000	0	20,000

Table 4:

<i>Cost Code</i>	<i>Description</i>	Current Budget	Change	Proposed Amended Budget
Revenue				
336- 10590- 1239 -7007	Operating Grants & Subsidies-other	0	(41,000)	(41,000)
Expenditure				
336-10590-3038-7007	Wages	157,950	3,000	160,950
336-10590-3376-7007	Holiday Program activities	6,000	17,000	23,000
336-10590-3623-7007	Marketing and promotions	3,000	6,000	9,000
336-10590-3301-7007	Furniture and off equip purchases	1,500	15,000	16,500
Net Total		168,450	0	168,450

Table 5:

<i>Cost Code</i>	<i>Description</i>	Current Budget	Change	Proposed Amended Budget
Revenue				
330 B1361 1239 000	Operating Grants & subsidies - other	(29,000)	(3,000)	(32,000)
Expenditure				
330 B1361 3413 000	Youth Services Programs and Activities	37,460	3,000	40,460
Net Total		8460	0	8,460

7. **GENERAL DISCUSSION ITEMS**

8. **NEXT MEETING DATE**

9. **CLOSURE**