



Finance Committee Agenda

20 September 2018

ALL INFORMATION AVAILABLE IN VARIOUS FORMATS ON REQUEST

city@busselton.wa.gov.au

CITY OF BUSSELTON

MEETING NOTICE AND AGENDA – 20 SEPTEMBER 2018

TO: THE MAYOR AND COUNCILLORS

NOTICE is given that a meeting of the Finance Committee will be held in the Committee Room, Administration Building, Southern Drive, Busselton on Thursday, 20 September 2018, commencing at 9.30am.

The attendance of Committee Members is respectfully requested.

DISCLAIMER

Statements or decisions made at Council meetings or briefings should not be relied on (or acted upon) by an applicant or any other person or entity until subsequent written notification has been given by or received from the City of Busselton. Without derogating from the generality of the above, approval of planning applications and building permits and acceptance of tenders and quotations will only become effective once written notice to that effect has been given to relevant parties. The City of Busselton expressly disclaims any liability for any loss arising from any person or body relying on any statement or decision made during a Council meeting or briefing.



MIKE ARCHER

CHIEF EXECUTIVE OFFICER

13 September 2018

CITY OF BUSSELTON

AGENDA FOR THE FINANCE COMMITTEE MEETING TO BE HELD ON 20 SEPTEMBER 2018

TABLE OF CONTENTS

ITEM NO.	SUBJECT	PAGE NO.
1.	DECLARATION OF OPENING AND ANNOUNCEMENT OF VISITORS.....	4
2.	ATTENDANCE	4
3.	PUBLIC QUESTION TIME.....	4
4.	DISCLOSURE OF INTERESTS	4
5.	CONFIRMATION OF MINUTES	4
5.1	Minutes of the Finance Committee Meeting held 16 August 2018	4
6.	REPORTS	5
6.1	FINANCIAL ACTIVITY STATEMENTS - PERIODS ENDING 31 JULY 2018 and 31 AUGUST 2018.....	5
6.2	LIST OF PAYMENTS MADE JULY 2018 and AUGUST 2018.....	40
6.3	BUDGET AMENDMENT REQUEST / REVIEW	74
7.	GENERAL DISCUSSION ITEMS	88
8.	NEXT MEETING DATE	88
9.	CLOSURE	88

1. **DECLARATION OF OPENING AND ANNOUNCEMENT OF VISITORS**

2. **ATTENDANCE**

Apologies

3. **PUBLIC QUESTION TIME**

4. **DISCLOSURE OF INTERESTS**

5. **CONFIRMATION OF MINUTES**









5.1 **Minutes of the Finance Committee Meeting held 16 August 2018**

RECOMMENDATION

That the Minutes of the Finance Committee Meeting held 16 August 2018 be confirmed as a true and correct record.

6. REPORTS

6.1 FINANCIAL ACTIVITY STATEMENTS - PERIODS ENDING 31 JULY 2018 and 31 AUGUST 2018

SUBJECT INDEX:	Budget Planning and Reporting
STRATEGIC OBJECTIVE:	Governance systems, process and practices are responsible, ethical and transparent.
BUSINESS UNIT:	Finance and Corporate Services
ACTIVITY UNIT:	Financial Services
REPORTING OFFICER:	Manager Financial Services - Kim Dolzadelli
AUTHORISING OFFICER:	Director Finance and Corporate Services - Tony Nottle
VOTING REQUIREMENT:	Simple Majority
ATTACHMENTS:	Attachment A Statement of Financial Activity - Period Ending 31 July 2018  
	Attachment B Statement of Financial Activity - Period Ending 31 August 2018  
	Attachment C Investment Report - Period Ending 31 July 2018  
	Attachment D Investment Report - Period Ending 31 August 2018  

PRÉCIS

Pursuant to Section 6.4 of the Local Government Act ('the Act') and Regulation 34(4) of the Local Government (Financial Management) Regulations ('the Regulations'), a local government is to prepare, on a monthly basis, a statement of financial activity that reports on the City's financial performance in relation to its adopted/ amended budget.

This report has been compiled to fulfil the statutory reporting requirements of the Act and associated Regulations, whilst also providing the Council with an overview of the City's financial performance on a year to date basis for the period ending 31 July 2018 and 31 August 2018.

BACKGROUND

The Regulations detail the form and manner in which financial activity statements are to be presented to the Council on a monthly basis; and are to include the following:

- Annual budget estimates
- Budget estimates to the end of the month in which the statement relates
- Actual amounts of revenue and expenditure to the end of the month in which the statement relates
- Material variances between budget estimates and actual revenue/ expenditure/ (including an explanation of any material variances)
- The net current assets at the end of the month to which the statement relates (including an explanation of the composition of the net current position)

Additionally, and pursuant to Regulation 34(5) of the Regulations, a local government is required to adopt a material variance reporting threshold in each financial year. At its meeting of 25 July 2018, the Council adopted (C1807/138) the following material variance reporting threshold for the 2018/19 financial year:

"That pursuant to Regulation 34(5) of the Local Government (Financial Management) Regulations, the Council adopts a material variance reporting threshold with respect to financial activity statement reporting for the 2018/19 financial year as follows:

- *Variances equal to or greater than 10% of the year to date budget amount as detailed in the Income Statement by Nature and Type/ Statement of Financial Activity report, however variances due to timing differences and/or seasonal adjustments are to be reported on a quarterly basis; and*
- *Reporting of variances only applies for amounts greater than \$25,000.”*

STATUTORY ENVIRONMENT

Section 6.4 of the Local Government Act and Regulation 34 of the Local Government (Financial Management) Regulations detail the form and manner in which a local government is to prepare financial activity statements.

RELEVANT PLANS AND POLICIES

Not applicable.

FINANCIAL IMPLICATIONS

Any financial implications are detailed within the context of this report.

Long-term Financial Plan Implications

Any financial implications are detailed within the context of this report.

STRATEGIC COMMUNITY OBJECTIVES

This matter principally aligns with Key Goal Area 6 – ‘Leadership’ and more specifically Community Objective 6.1 - ‘Governance systems, process and practices are responsible, ethical and transparent’.

RISK ASSESSMENT

Risk assessments have been previously completed in relation to a number of ‘higher level’ financial matters, including timely and accurate financial reporting to enable the Council to make fully informed financial decisions. The completion of the monthly Financial Activity Statement report is a control that assists in addressing this risk.

CONSULTATION

Not applicable

OFFICER COMMENT

In order to fulfil statutory reporting requirements, and to provide the Council with a synopsis of the City’s overall financial performance on a full year basis, the following financial reports are attached here to:

▪ Statement of Financial Activity

This report provides details of the City’s operating revenues and expenditures on a year to date basis, by nature and type (i.e. description). The report has been further extrapolated to include details of non-cash adjustments and capital revenues and expenditures, to identify the City’s net current position; which reconciles with that reflected in the associated Net Current Position report.

▪ Net Current Position

This report provides details of the composition of the net current asset position on a full year basis, and reconciles with the net current position as per the Statement of Financial Activity.

▪ Capital Acquisition Report

This report provides full year budget performance (by line item) in respect of the following capital expenditure activities:

- Land and Buildings
- Plant and Equipment
- Furniture and Equipment
- Infrastructure

▪ Reserve Movements Report

This report provides summary details of transfers to and from reserve funds, and also associated interest earnings on reserve funds, on a full year basis.

Additional reports and/or charts are also provided as required to further supplement the information comprised within the statutory financial reports.

COMMENTS ON FINANCIAL ACTIVITY TO 31 JULY 2018 AND 31 AUGUST 2018

The officer notes the earlier nature of the attached statements of Financial Activity and given this there is only one major variance to report. The major variance is of a timing nature only and will not impact at all on Council's 2018/2019 Budget; specifically the item is "Rates Revenue" which shows a Year to Date Actual of \$5,127 versus a Year to Date Budget of \$47,909,858 as at 31 July 2018. Rates were raised early in the month of August 2018 being the reason for this timing difference. Council has been previously made aware of this as the dates for payment of rates were required to be amended due to unforeseen technology and software issues.

A more comprehensive analysis of the monthly Financial Activity Statement will occur in the coming reporting months.

Investment Report

Pursuant to the Council's Investment Policy, a report is to be provided to the Council on a monthly basis, detailing the investment portfolio in terms of performance and counterparty percentage exposure of total portfolio. The report is also to provide details of investment income earned against budget, whilst confirming compliance of the portfolio with legislative and policy limits.

As at 31st August 2018 the value of the City's invested funds totalled \$67.4M, down from \$68.5M as at 31st July. The decrease is due to ongoing standard operational and Airport Development expenses.

During the month of August six term deposits held with three different institutions totalling \$16.5M matured. All were renewed for a further 172 days at 2.68% (on average).

The balance of the 11am account (an intermediary account which offers immediate access to the funds compared to the term deposits and a higher rate of return compared to the cheque account) increased by \$2.5M as rate funds began to flow late in the month.

The balance of the Airport Development ANZ cash account decreased by \$3.65M over the month. This decrease was due in part to the completion of budgeted transfers to the city's Reserve accounts totalling \$2.36M and the withdrawal of \$1.29M to meet ongoing expenses.

The RBA left official rates on hold during August and September. Future movements remain uncertain at this point, although the next movement is likely to be up but not in the immediate future.

Chief Executive Officer – Corporate Credit Card

Details of monthly (May to June) transactions made on the Chief Executive Officer's corporate credit card are provided below to ensure there is appropriate oversight and awareness of credit card transactions made.

Date	Amount	Payee	Description
28-Jun-18	\$70.40	Urban Coffee House	Morning Tea CEO & Irrigation Team
03-Jul-18	\$223.08	Mounts Bay Waters Apartments	Accomm: Consul Gen USA Visit (Mayor Henley)
10-Jul-18	\$993.84	Naturaliste Travel	Flights To Canberra (Mayor Henley)
10-Jul-18	\$993.84	Naturaliste Travel	Flights To Canberra (Mike Archer)
18-Jul-18	\$50.00	WALGA	Breakfast Forum: Beneficial Enterprises
20-Jul-18	\$82.00	Boyanup Tavern	Farewell Lunch for CEO Michael Parker +
28-Jul-18	\$30.24	Wilson Parking Perth	Parking LG Week AGM
28-Jul-18	\$199.98	Citadines	Accomm: LG Week
01-Aug-18	\$190.89	Citadines	Accomm: LG Week
02-Aug-18	\$30.24	Wilson Parking, Perth	Parking LG Week AGM
09-Aug-18	\$6,289.23	PDQ.com	Renew PDQ Licenses
14-Aug-18	\$31.40	Aerial Transport Fyshwick	Taxis - Canberra Ministerial Trip
14-Aug-18	\$156.53	Perth Valet Parking	Parking - Canberra Ministerial Trip
14-Aug-18	-\$45.45	Perth Valet Parking	Refund - Parking
15-Aug-18	\$14.20	Nookie Coffee & Kitchen	Meals - Canberra Ministerial Trip
15-Aug-18	\$16.69	Mpay.Com Smartcab, Hamilton	Taxis - Canberra Ministerial Trip
15-Aug-18	\$54.00	Mocan Green Grout Canberra	Meals - Canberra Ministerial Trip
15-Aug-18	\$17.01	Aerial Transport Fyshwick	Taxis - Canberra Ministerial Trip
15-Aug-18	\$21.32	Aerial Transport Fyshwick	Taxis - Canberra Ministerial Trip
15-Aug-18	\$20.79	Aerial Transport Fyshwick	Taxis - Canberra Ministerial Trip
15-Aug-18	\$121.90	Portia's Place Kingston	Meals - Canberra Ministerial Trip
15-Aug-18	\$121.90	Portia's Place Kingston	Meals - Canberra Ministerial Trip
16-Aug-18	\$22.89	Mpay.Com Smartcab, Hamilton	Taxis - Canberra Ministerial Trip
16-Aug-18	\$16.20	Dep Parl SVCS	Meals - Canberra Ministerial Trip
16-Aug-18	\$16.28	Aerial Transport Fyshwick	Taxis - Canberra Ministerial Trip
16-Aug-18	\$27.93	Aerial Transport Fyshwick	Taxis - Canberra Ministerial Trip
16-Aug-18	\$12.18	Aerial Transport Fyshwick	Taxis - Canberra Ministerial Trip
16-Aug-18	\$32.45	Aerial Transport Fyshwick	Taxis - Canberra Ministerial Trip
16-Aug-18	\$48.00	Emirates Leisure	Drinks - Canberra Ministerial Trip
16-Aug-18	\$573.38	Peppers Gallery Hotel, Canberra	Accom: Canberra Ministerial Trip
16-Aug-18	\$577.87	Peppers Gallery Hotel, Canberra	Accom: Canberra Ministerial Trip
16-Aug-18	\$673.20	Peppers Gallery Hotel, Canberra	Accom: Canberra Ministerial Trip
16-Aug-18	\$100.52	Peppers Gallery Hotel, Canberra	Meals - Canberra Ministerial Trip

Date	Amount	Payee	Description
16-Aug-18	\$44.50	The DOCL Kingston	Meals - Canberra Ministerial Trip

**Funds debited against CEO Annual Professional Development Allowance as per employment Contract Agreement*

+ Allocated against CEO Hospitality Expenses Allowance

CONCLUSION

As at 31 July 2018 and 31 August 2018, the City's financial performance is considered satisfactory noting the timing difference with respect to Rate Revenue.

OFFICER RECOMMENDATION

That the Council receives the statutory financial activity statement reports for the period ending 31 July 2018 and 31 August 2018, pursuant to Regulation 34(4) of the Local Government (Financial Management) Regulations.

City of Busselton**Statement of Financial Activity****For The Period Ending 31 July 2018**

	2018/2019 Actual	2018/2019 Amended Budget YTD	2018/2019 Original Budget YTD	2018/2019 Amended Budget	2018/2019 Original Budget	2018/19 YTD Bud (A) Variance
	\$	\$	\$	\$	\$	%
Revenue from Ordinary Activities						
Rates	5,127	47,909,858	47,909,858	48,575,646	48,575,646	-99.99%
Operating Grants, Subsidies and Contributions	231,546	111,391	111,391	3,747,650	3,747,650	107.87%
Fees & Charges	696,903	6,829,931	6,829,931	15,828,160	15,828,160	-89.80%
Other Revenue	102,252	23,910	23,910	337,740	337,740	327.65%
Interest Earnings	133,987	170,481	170,481	2,283,760	2,283,760	-21.41%
	1,169,815	55,045,571	55,045,571	70,772,956	70,772,956	-97.87%
Expenses from Ordinary Activities						
Employee Costs	(3,425,667)	(3,726,537)	(3,726,537)	(31,215,454)	(31,215,454)	8.07%
Materials & Contracts	(643,665)	(1,570,869)	(1,570,869)	(18,621,467)	(18,621,467)	59.02%
Utilities (Gas, Electricity, Water etc)	(144,985)	(214,061)	(214,061)	(2,569,240)	(2,569,240)	32.27%
Depreciation on non current assets	(1,869,062)	(1,636,774)	(1,636,774)	(19,070,922)	(19,070,922)	-14.19%
Insurance Expenses	(423,061)	(307,626)	(307,626)	(698,808)	(698,808)	-37.52%
Other Expenditure	(165,380)	(362,009)	(362,009)	(4,770,041)	(4,770,041)	54.32%
Allocations	73,929	148,224	148,224	1,723,162	1,723,162	50.12%
	(6,597,891)	(7,669,652)	(7,669,652)	(75,222,770)	(75,222,770)	13.97%
Borrowings Cost Expense						
Interest Expenses	39,140	0	0	(1,374,387)	(1,374,387)	0.00%
	39,140	0	0	(1,374,387)	(1,374,387)	0.00%
Non-Operating Grants, Subsidies and Contributions	(1,609,239)	558,540	558,540	30,347,185	30,347,185	-388.12%
Profit on Asset Disposals	0	0	0	82,137	82,137	0.00%
Loss on Asset Disposals	0	0	0	(34,577)	(34,577)	0.00%
	(1,609,239)	558,540	558,540	30,394,745	30,394,745	-388.12%
Net Result	(6,998,175)	47,934,459	47,934,459	24,570,544	24,570,544	-114.60%
Adjustments for Non-cash Revenue & Expenditure						
Depreciation	1,869,062	1,636,774	1,636,774	19,070,922	19,070,922	
Donated Assets	(400)	0	0	(8,365,000)	(8,365,000)	
(Profit)/Loss on Sale of Assets	0	0	0	(47,560)	(47,560)	
Deferred Pensioner Movements	10,958	0	0	0	0	
Deposit & Bonds Movements (cash backed)	1,635	0	0	0	0	
Capital Revenue & (Expenditure)						
Land & Buildings	(4,583)	(1,285,683)	(1,285,683)	(17,618,620)	(17,618,620)	99.64%
Plant & Equipment	0	(12,500)	(12,500)	(5,363,500)	(5,363,500)	100.00%
Furniture & Equipment	(4,800)	(36,291)	(36,291)	(883,640)	(883,640)	86.77%
Infrastructure	35,075	(2,939,235)	(2,939,235)	(36,804,070)	(36,804,070)	101.19%
Proceeds from Sale of Assets	0	0	0	1,045,950	1,045,950	0.00%
Proceeds from New Loans	0	0	0	3,150,000	3,150,000	0.00%
Self Supporting Loans - Repayment of Principal	0	0	0	79,253	79,253	0.00%
Total Loan Repayments - Principal	(88,106)	0	0	(3,155,395)	(3,155,395)	0.00%
Advances to Community Groups	0	0	0	(150,000)	(150,000)	0.00%
Transfer to Restricted Assets	(583,983)	(45,666)	(45,666)	(551,000)	(551,000)	-1178.81%
Transfer from Restricted Assets	0	797,530	797,530	14,423,922	14,423,922	-100.00%
Transfer to Reserves	(126,173)	(1,212,010)	(1,212,010)	(19,269,123)	(19,269,123)	89.59%
Transfer from Reserves	2,000,000	50,345	50,345	26,356,026	26,356,026	3872.59%
Opening Funds Surplus/ (Deficit)	3,511,291	3,511,291	3,511,291	3,511,291	3,511,291	
Net Current Position - Surplus / (Deficit)	(378,198)	48,399,014	48,399,014	0	0	

City of Busselton

Net Current Position

For The Period Ending 31 July 2018

	2018/19 Actual	2018/19 Amended Budget	2018/19 Original Budget	2017/18 Actual
	\$	\$	\$	\$
<u>NET CURRENT ASSETS</u>				
<u>CURRENT ASSETS</u>				
Cash - Unrestricted	185,488	1,577,000	1,577,000	4,885,287
Cash - Restricted	66,241,828	46,568,227	46,568,227	67,528,052
Sundry Debtors	904,801	2,800,000	2,800,000	3,078,872
Rates Outstanding - General	1,030,085	1,100,000	1,100,000	1,262,372
Stock on Hand	16,543	23,000	23,000	23,671
	<u>68,378,745</u>	<u>52,068,227</u>	<u>52,068,227</u>	<u>76,778,254</u>
<u>LESS: CURRENT LIABILITIES</u>				
Bank Overdraft	0	0	0	0
Sundry Creditors	2,515,115	5,500,000	5,500,000	5,738,911
Performance Bonds	3,820,196	3,818,562	3,818,562	3,818,562
	<u>6,335,311</u>	<u>9,318,562</u>	<u>9,318,562</u>	<u>9,557,473</u>
Current Position (inclusive of Restricted Funds)	62,043,434	42,749,665	42,749,665	67,220,781
Add: Cash Backed Liabilities (Deposits & Bonds)	3,820,196	3,818,562	3,818,562	3,818,562
Less: Cash - Restricted Funds	(66,241,828)	(46,568,227)	(46,568,227)	(67,528,052)
<u>NET CURRENT ASSET POSITION</u>	<u>(378,198)</u>	<u>0</u>	<u>0</u>	<u>3,511,291</u>

City of BusseltonCapital Acquisition ReportProperty, Plant & Equipment, InfrastructureFor the Period Ended 31 July 2018

Description	2018/19 Actual	2018/19 Amended Budget YTD	2018/19 Original Budget YTD	2018/19 Amended Budget	2018/19 Original Budget	2018/19 Budget YTD Variance
	\$	\$	\$	\$	\$	%
>> Property, Plant & Equipment						
Land						
10610 Property Services Administration	0	0	0	100,000	100,000	0.00%
10930 Fire Prevention Council	0	0	0	200,000	200,000	0.00%
10970 Parking Control	0	0	0	1,300,000	1,300,000	0.00%
11300 Sanitation Waste Services Administration	0	0	0	50,000	50,000	0.00%
	0	0	0	1,650,000	1,650,000	0.00%
Buildings						
Major Projects						
Major Project - Busselton Foreshore						
B9570 Foreshore East-Youth Precinct Community Youth Building/SLSC	9,190	1,059	1,059	12,710	12,710	767.80%
B9583 Railway House	7,422	1,530	1,530	18,360	18,360	385.10%
B9600 Old Busselton Lighthouse	0	0	0	220,000	220,000	0.00%
	16,612	2,589	2,589	251,070	251,070	541.64%
Major Project - Administration Building						
B9010 Civic and Administration Centre Construction	0	7,916	7,916	95,000	95,000	-100.00%
	0	7,916	7,916	95,000	95,000	-100.00%
Buildings (Other)						
B9112 Ambergate Bushfire Brigade Shed	8,836	13,671	13,671	164,055	164,055	-35.37%
B9300 Aged Housing Capital Improvements - Winderlup	0	5,000	5,000	60,000	60,000	-100.00%
B9301 Aged Housing Capital Improvements - Harris Road	3,443	4,015	4,015	48,200	48,200	-14.25%
B9302 Aged Housing Capital Improvements - Winderlup Court (City)	0	4,250	4,250	51,000	51,000	-100.00%
B9407 Busselton Senior Citizens	0	62,500	62,500	750,000	750,000	-100.00%
B9511 ArtGeo Building	0	6,083	6,083	73,000	73,000	-100.00%
B9512 GLC Aerobic Additions / Sauna Room	0	0	0	30,000	30,000	0.00%
B9516 Busselton Library Upgrade	0	0	0	11,000	11,000	0.00%
B9517 GLC - Pool Relining	0	25,000	25,000	50,000	50,000	-100.00%
B9528 GLC - Plant Room	0	2,735	2,735	57,819	57,819	-100.00%
B9538 Weld Theatre	0	0	0	15,000	15,000	0.00%
B9556 NCC Upgrade	0	10,652	10,652	107,818	107,818	-100.00%
B9588 Old Court House Building Upgrade	0	6,250	6,250	75,000	75,000	-100.00%
B9591 Performing Arts Convention Centre	0	4,167	4,167	50,000	50,000	-100.00%
B9596 GLC Building Improvements	0	0	0	260,000	260,000	0.00%
B9604 Womens change facility Bovell	0	0	0	35,000	35,000	0.00%
B9605 Energy Efficiency Initiatives (Various Buildings)	0	8,333	8,333	100,000	100,000	-100.00%
B9716 Airport Terminal Stage 2	(24,308)	1,076,250	1,076,250	12,915,000	12,915,000	-102.26%
B9717 Airport Construction, Existing Terminal Upgrade	0	41,667	41,667	500,000	500,000	-100.00%
B9804 Bsn Jetty Tourist Park Home	0	4,605	4,605	55,258	55,258	-100.00%
B9808 Busselton Jetty Tourist Park Upgrade	0	0	0	214,400	214,400	0.00%
	(12,029)	1,275,178	1,275,178	15,622,550	15,622,550	-100.94%
Total Buildings	4,583	1,285,683	1,285,683	15,968,620	15,968,620	-99.64%
Plant & Equipment						
10250 Information & Communication Technology Services	0	0	0	15,000	15,000	0.00%
10251 Business Systems	0	0	0	40,000	40,000	0.00%
10360 Customer Services	0	0	0	40,000	40,000	0.00%
10502 Community & Commercial Services Support	0	0	0	50,000	50,000	0.00%
10530 Community Services Administration	0	0	0	40,000	40,000	0.00%
10630 Property and Business Development	0	0	0	35,000	35,000	0.00%
10800 Planning Directorate Support	0	0	0	50,000	50,000	0.00%
10808 Compliance Services	0	0	0	40,000	40,000	0.00%
10820 Strategic Planning	0	0	0	40,000	40,000	0.00%
10920 Environmental Health Services Administration	0	0	0	40,000	40,000	0.00%
10940 Fire Prevention DFES	0	0	0	55,000	55,000	0.00%
10980 Other Law, Order & Public Safety	0	0	0	35,000	35,000	0.00%
11000 Engineering & Works Services Support	0	0	0	50,000	50,000	0.00%
11101 Engineering Services Administration	0	0	0	35,000	35,000	0.00%
11107 Engineering Services Design	0	0	0	35,000	35,000	0.00%
11156 Airport Development Operations	0	0	0	150,000	150,000	0.00%
11300 Sanitation Waste Services Administration	0	0	0	40,000	40,000	0.00%
11401 Transport - Workshop	0	0	0	111,000	111,000	0.00%
11402 Plant Purchases (P10)	0	0	0	1,927,000	1,927,000	0.00%

City of BussetonCapital Acquisition ReportProperty, Plant & Equipment, InfrastructureFor the Period Ended 31 July 2018

Description	2018/19 Actual	2018/19 Amended Budget YTD	2018/19 Original Budget YTD	2018/19 Amended Budget	2018/19 Original Budget	2018/19 Budget YTD Variance
11403 Plant Purchases (P11)	0	0	0	805,500	805,500	0.00%
11404 Plant Purchases (P12)	0	0	0	1,470,000	1,470,000	0.00%
11407 P&E - P&G Smart Technologies	0	12,500	12,500	150,000	150,000	-100.00%
11500 Operations Services Administration	0	0	0	110,000	110,000	0.00%
	0	12,500	12,500	5,363,500	5,363,500	-100.00%
Furniture & Office Equipment						
10250 Information & Communication Technology Services	0	3,865	3,865	46,400	46,400	-100.00%
10251 Business Systems	4,800	21,538	21,538	258,500	258,500	-77.71%
10530 Community Services Administration	0	417	417	5,000	5,000	-100.00%
10590 Naturaliste Community Centre	0	0	0	16,110	16,110	0.00%
10591 Geographe Leisure Centre	0	3,634	3,634	63,600	63,600	-100.00%
10625 Art Geo Administration	0	0	0	12,000	12,000	0.00%
10900 Cultural Planning	0	4,753	4,753	152,030	152,030	-100.00%
11156 Airport Development Operations	0	0	0	300,000	300,000	0.00%
11160 Busseton Jetty	0	417	417	5,000	5,000	-100.00%
B1361 YCAB (Youth Precinct Foreshore)	0	1,667	1,667	25,000	25,000	-100.00%
	4,800	36,291	36,291	883,640	883,640	-86.77%
Sub-Total Property, Plant & Equipment	9,383	1,334,474	1,334,474	23,865,760	23,865,760	-99.30%
>> Infrastructure						
Major Project - Busseton Foreshore						
C0029 Queen West Foreshore Carpark	0	16,917	16,917	203,000	203,000	-100.00%
C3065 Signal Park	0	6,000	6,000	72,000	72,000	-100.00%
C3094 Busseton Foreshore - Stage 3	4,341	23,970	23,970	287,637	287,637	-81.89%
C3112 Busseton Foreshore - Exercise Equipment	0	0	0	225,000	225,000	0.00%
C3113 Busseton Tennis Club - Infrastructure	18,404	321,908	321,908	3,862,894	3,862,894	-94.28%
C3150 Busseton Foreshore Stage 3: Toddler's Playground	1,930	0	0	133,510	133,510	0.00%
C3168 Busseton Foreshore Jetty Precinct	197,224	131,546	131,546	1,578,544	1,578,544	49.93%
C3179 Jetty Precinct Bike Racks/Bin Enclosures	0	1,041	1,041	12,500	12,500	-100.00%
C3180 Marine Tee Sword Planting	0	7,500	7,500	90,000	90,000	-100.00%
C3181 Minor Capital Improvements, Fencing, Seating, Lighting etc	0	1,708	1,708	20,500	20,500	-100.00%
C3182 Relocation of Veteran Car Club	0	0	0	250,000	250,000	0.00%
C3183 Queen Street Look Out Art Work	0	0	0	25,000	25,000	0.00%
C3189 Fencing Possum Park Barnard East	0	0	0	30,000	30,000	0.00%
	221,900	510,590	510,590	6,790,585	6,790,585	-56.54%
Major Project - Administration Building						
C0043 Administration Building Carpark	0	8,333	8,333	100,000	100,000	-100.00%
	0	8,333	8,333	100,000	100,000	-100.00%
Footpaths Construction						
F0035 Dunsborough Lakes Drive to N.C.C.	0	12,667	12,667	152,000	152,000	-100.00%
F0066 Bussell Highway Footpath Sections	211	49,152	49,152	589,820	589,820	-99.57%
F0075 Armitage Drive Footpath - Navigation Way to Avocet Boulevard	0	3,717	3,717	44,608	44,608	-100.00%
F0077 Valley Road Footpath	0	5,166	5,166	62,000	62,000	-100.00%
F0078 Signal Park Bypass New Path	352	5,835	5,835	70,000	70,000	-93.97%
F0079 Bovell Street Footpath	0	5,000	5,000	60,000	60,000	-100.00%
	563	81,537	81,537	978,428	978,428	-99.31%
Drainage Construction - Street						
D0009 Busseton LIA - Geocatch Drain Partnership	360	2,500	2,500	30,000	30,000	-85.62%
D0015 Valley Road Drainage Upgrade	0	19,167	19,167	230,000	230,000	-100.00%
D0017 Chain Avenue - Drainage Works	0	15,666	15,666	187,982	187,982	-100.00%
D0018 Centurion Way - Drainage Works	0	999	999	11,991	11,991	-100.00%
D0019 Johnston Avenue Drainage Upgrade - Stage 2	14,108	2,083	2,083	25,000	25,000	577.30%
D0020 Glenmeier Ramble Drainage	0	5,001	5,001	60,000	60,000	-100.00%
	14,468	45,416	45,416	544,973	544,973	-68.14%
Car Parking Construction						
C0013 Yallingup Beach Car Park	0	8,416	8,416	101,000	101,000	-100.00%
C0044 Meelup Coastal Nodes - Carpark upgrade	0	2,116	2,116	256,886	256,886	-100.00%
C0049 Port Geographe Marina Carparking	0	15,865	15,865	190,380	190,380	-100.00%
	0	26,397	26,397	548,266	548,266	-100.00%

Description	2018/19 Actual	2018/19 Amended Budget YTD	2018/19 Original Budget YTD	2018/19 Amended Budget	2018/19 Original Budget	2018/19 Budget YTD Variance
Bridges Construction						
A0022 Yallingup Beach Road Bridge - 3347	0	0	0	222,000	222,000	0.00%
	0	0	0	222,000	222,000	0.00%
Cycleways Construction						
F1018 Dunsborough Cycleway CBD to Our Lady of the Cape School	2,500	56,750	56,750	681,000	681,000	-95.59%
	2,500	56,750	56,750	681,000	681,000	-95.59%
Townscape Construction						
C1001 Queen Street Upgrade - Duchess to Kent Street	0	10,204	10,204	122,450	122,450	-100.00%
C1024 Dunsborough Road Access Improvements Stage 1	11,372	108,041	108,041	1,296,501	1,296,501	-89.47%
	11,372	118,245	118,245	1,418,951	1,418,951	-90.38%
Boat Ramps Construction						
C1502 Old Dunsborough Boat Ramp Finger Jetty	0	1,850	1,850	22,200	22,200	-100.00%
C1512 Port Geographe Boat Ramp Renewal Works	0	18,333	18,333	220,000	220,000	-100.00%
	0	20,183	20,183	242,200	242,200	-100.00%
Depot Construction						
C2006 Depot Washdown Facility Upgrades	0	0	0	110,000	110,000	0.00%
	0	0	0	110,000	110,000	0.00%
Beach Restoration						
C2504 Groyne Construction	0	4,013	4,013	48,150	48,150	-100.00%
C2512 Sand Re-Nourishment	261	9,867	9,867	118,410	118,410	-97.35%
C2520 Coastal Protection Works	0	3,750	3,750	45,000	45,000	-100.00%
C2525 Wonnerup Groynes 3, 5, & 6	0	25,000	25,000	300,000	300,000	-100.00%
C2526 Baudin/ Wonnerup Groynes	0	25,000	25,000	300,000	300,000	-100.00%
C2527 Storm Damage Renewal of Infrastructure	0	7,917	7,917	95,000	95,000	-100.00%
	261	75,547	75,547	906,560	906,560	-99.65%
Parks, Gardens & Reserves						
C3006 Playgrounds General - Replacement of playground equipment	0	0	0	15,000	15,000	0.00%
C3007 Park Furniture Replacement - Replace aged & unsafe Equip	0	0	0	43,000	43,000	0.00%
C3024 Dunsborough Oval - Lighting Upgrade	0	4,583	4,583	55,000	55,000	-100.00%
C3048 BBQ Placement and Replacement	0	1,083	1,083	13,000	13,000	-100.00%
C3122 Rails to Trails	0	20,727	20,727	248,723	248,723	-100.00%
C3131 Elijah Circle POS	0	2,052	2,052	24,620	24,620	-100.00%
C3143 NCC Infrastructure	3,039	253	253	3,039	3,039	1101.19%
C3145 Churchill Park	312	15,736	15,736	188,837	188,837	-98.01%
C3146 Dunsborough Town Centre	(122)	7,288	7,288	87,457	87,457	-101.67%
C3154 Administration Building Landscaping Works	0	1,667	1,667	20,000	20,000	-100.00%
C3157 Port Geographe - Layman Road Native Tree Planting	259	2,763	2,763	33,158	33,158	-90.61%
C3158 Port Geographe - Casuarina Replacements on Layman Road	0	1,758	1,758	21,100	21,100	-100.00%
C3159 Port Geographe - Burgee Cove (Western Side of Bridge)	0	7,712	7,712	92,543	92,543	-100.00%
C3160 Port Geographe - Reticulated POS at Layman Rd R/About	0	23,876	23,876	286,513	286,513	-100.00%
C3163 Port Geographe - Outstanding Minor Repairs	0	2,500	2,500	30,000	30,000	-100.00%
C3164 Port Geographe - Reticulation Upgrade Scheme to Bore Water	15,379	27,744	27,744	332,927	332,927	-44.57%
C3166 Vasse River Foreshore - Bridge to Bridge	0	5,526	5,526	94,317	94,317	-100.00%
C3174 Old Broadwater Farm Drink Fountain	0	0	0	5,000	5,000	0.00%
C3175 Currawong Drive Drink Fountain	0	0	0	5,000	5,000	0.00%
C3176 Coastal Fencing	0	833	833	10,000	10,000	-100.00%
C3177 Shade Sail Program	0	8,333	8,333	100,000	100,000	-100.00%
C3178 Ping Pong Facility at Foreshore	0	0	0	10,000	10,000	0.00%
C3184 Rotary Park Entry Gateway Landscape Upgrade	0	0	0	13,500	13,500	0.00%
C3185 Foreshore Skate Park Seating	0	0	0	26,000	26,000	

City of BusseltonCapital Acquisition ReportProperty, Plant & Equipment, InfrastructureFor the Period Ended 31 July 2018

Description	2018/19 Actual	2018/19 Amended Budget YTD	2018/19 Original Budget YTD	2018/19 Amended Budget	2018/19 Original Budget	2018/19 Budget YTD Variance
C1604 Pioneer Cemetery Infrastructure Upgrades	0	4,333	4,333	52,000	52,000	-100.00%
C1605 Busselton Cemetery Infrastructure Upgrades	0	0	0	100,000	100,000	0.00%
C1609 Pioneer Cemetery - Implement Conservation Plan	0	1,667	1,667	20,000	20,000	-100.00%
	0	6,000	6,000	172,000	172,000	-100.00%
Beach Front Infrastructure Works						
C1755 Dunsborough Beach Enclosure Net Replacement	0	0	0	90,000	90,000	0.00%
C1758 Beach Access Stairs - Bay View Crescent	0	0	0	21,000	21,000	0.00%
C1760 King Street Reserve - Park Upgrade (Coastal Node)	0	0	0	77,500	77,500	0.00%
	0	0	0	188,500	188,500	0.00%
Aged Housing - Infrastructure Works						
C3451 Aged Housing Infrastructure (Upgrade)	0	1,110	1,110	13,300	13,300	-100.00%
	0	1,110	1,110	13,300	13,300	-100.00%
Sanitation Infrastructure						
C3479 Vidler Road Waste Site Capital Improvements	35	33,646	33,646	403,750	403,750	-99.89%
C3481 Transfer Station Development	173	36,861	36,861	442,340	442,340	-99.53%
C3485 Site Rehabilitation - Busselton	7,322	87,500	87,500	1,050,000	1,050,000	-91.63%
	7,531	158,007	158,007	1,896,090	1,896,090	-95.23%
Airport Development						
C6086 Airport Construction - Air Freight Hub Stage 1	0	250,000	250,000	3,000,000	3,000,000	-100.00%
C6087 Airport Construction Stage 2, Landside Civils & Services Inf	(519,388)	57,597	57,597	691,170	691,170	-1001.76%
C6091 Airport Construction Stage 2, Noise Management Plan	0	72,463	72,463	869,550	869,550	-100.00%
C6092 Airport Construction Stage 2, Airfield	0	95,833	95,833	1,150,000	1,150,000	-100.00%
C6095 Airport Construction Stage 2, External Services	0	191,667	191,667	2,300,000	2,300,000	-100.00%
C6099 Airport Development - Project Expenses	99,999	184,805	184,805	1,892,760	1,892,760	-45.89%
	(419,389)	852,365	852,365	9,903,480	9,903,480	-149.20%
Main Roads						
S0022 Floodgate Road	0	2,583	2,583	31,000	31,000	-100.00%
S0035 Strelly Street / Barlee Street Roundabout	0	37,500	37,500	450,000	450,000	-100.00%
S0051 Causeway Road / Rosemary Drive Roundabout	4,620	62,500	62,500	750,000	750,000	-92.61%
S0064 Peel Terrace (Stanley Pl/Cammilleri St Intersection Upgrade)	62,162	51,086	51,086	613,033	613,033	21.68%
S0066 Queen Street	0	4,404	4,404	52,846	52,846	-100.00%
S0067 Layman Road - Reconstruction Between 3250 and 6190	17,815	12,707	12,707	152,487	152,487	40.20%
S0068 Georgiana Molloy Bus Bay Facilities	0	0	0	197,286	197,286	0.00%
S0069 Peel Terrace (Brown Street Intersection Upgrades)	0	20,833	20,833	250,000	250,000	-100.00%
S0317 Naturaliste Terrace Asphalt Overlay	0	12,757	12,757	153,080	153,080	-100.00%
S0318 Bentley Road Reseal	0	2,250	2,250	27,000	27,000	-100.00%
S0319 Webster Road Reseal	0	2,583	2,583	31,000	31,000	-100.00%
S0320 Ballarat Road Reseal	0	6,250	6,250	75,000	75,000	-100.00%
	84,597	215,453	215,453	2,782,732	2,782,732	-60.74%
Black Spot						
V0002 Eastern Link - Busselton Traffic Study	4,512	241,667	241,667	2,900,000	2,900,000	-98.13%
	4,512	241,667	241,667	2,900,000	2,900,000	-98.13%
Council Roads Initiative						
W0005 Kaloorup Road	0	3,209	3,209	38,500	38,500	-100.00%
W0016 Hairpin Road	0	7,083	7,083	85,000	85,000	-100.00%
W0019 Marine Terrace	1,226	0	0	0	0	0.00%
W0026 Yoongarillup Road	458	74,167	74,167	890,000	890,000	-99.38%
W0055 Lindberg Road	0	14,458	14,458	173,500	173,500	-100.00%
W0058 Quinlup Road	1,838	6,584	6,584	79,000	79,000	-72.08%
W0074 Chapman Hill Road	0	2,951	2,951	35,400	35,400	-100.00%
W0084 Vasse Yallingup Siding Road	0	1,683	1,683	20,200	20,200	-100.00%
W0108 Yelverton Road	2,038	0	0	0	0	0.00%
W0136 DAIP Issues District ACROD Bays, ramps, signs etc	0	3,348	3,348	40,173	40,173	-100.00%
W0176 Signage (Alternate CBD Entry)	0	1,650	1,650	19,796	19,796	-100.00%
W0183 Carter Road	0	2,168	2,168	26,000	26,000	-100.00%
W0190 Miamup Road	0	1,350	1,350	16,200	16,200	-100.00%
W0192 Valley Road	0	3,903	3,903	46,840	46,840	-100.00%
W0195 Yallingup Beach Road	0	1,667	1,667	20,000	20,000	-100.00%

City of BusseltonCapital Acquisition ReportProperty, Plant & Equipment, InfrastructureFor the Period Ended 31 July 2018

Description	2018/19 Actual	2018/19 Amended Budget YTD	2018/19 Original Budget YTD	2018/19 Amended Budget	2018/19 Original Budget	2018/19 Budget YTD Variance
W0204 Greenfield Road (Loop) - One way layout	0	4,560	4,560	54,720	54,720	-100.00%
W0209 Layman Road Re-Shouldering	7,279	4,167	4,167	50,000	50,000	74.68%
W0210 Lewis Road Gravel Resheet	4,693	3,000	3,000	36,000	36,000	56.42%
W0211 Koorabin Drive Stage 2	0	4,167	4,167	50,000	50,000	-100.00%
W0212 Hamilton Way Asphalt Overlay	0	23,418	23,418	281,000	281,000	-100.00%
W0213 Forsythe Place Asphalt Overlay	0	8,866	8,866	106,400	106,400	-100.00%
W0214 McGregor Place Asphalt Overlay	0	3,992	3,992	47,900	47,900	-100.00%
W0215 Langridge Place Asphalt Overlay	0	6,517	6,517	78,200	78,200	-100.00%
W0216 Fredrick Street Partial Reconstruction	0	3,335	3,335	40,000	40,000	-100.00%
W0217 Russell Street Asphalt Overlay & Footpath	0	6,583	6,583	79,000	79,000	-100.00%
W0218 Herring Street Asphalt Overlay & Footpath	0	5,584	5,584	67,000	67,000	-100.00%
W0219 Wakeford Street Asphalt Overlay	0	5,559	5,559	66,700	66,700	-100.00%
W0220 Mann Street Asphalt Overlay	0	1,658	1,658	19,900	19,900	-100.00%
W0221 Eagle Bay Meelup Road Reseal	0	1,252	1,252	15,000	15,000	-100.00%
W0222 Neville Hyder Drive & Vasse Hwy Intersection	0	23,917	23,917	287,000	287,000	-100.00%
W0223 Reading Street Reconstruction and Widen	211	15,417	15,417	185,000	185,000	-98.63%
W0224 Jones Way Asphalt Overlay	0	29,584	29,584	355,000	355,000	-100.00%
W0225 College Avenue Reconstruction	0	7,667	7,667	92,000	92,000	-100.00%
W0226 Vickery/O'Donnel Asphalt Overlay	0	4,344	4,344	52,132	52,132	-100.00%
W0227 William Drive Asphalt Overlay	0	19,025	19,025	228,310	228,310	-100.00%
W0228 Gaia Close Asphalt Overlay	0	3,950	3,950	47,400	47,400	-100.00%
W0229 Tom Cullity Drive Second Coat Seal	0	8,085	8,085	97,000	97,000	-100.00%
	17,743	318,868	318,868	3,826,271	3,826,271	-94.44%
Sub-Total Infrastructure	(35,075)	2,939,235	2,939,235	36,804,070	36,804,070	-101.19%
Grand Total - Capital Acquisitions	(25,693)	4,273,709	4,273,709	60,669,830	60,669,830	

City of BusseltonReserves Movement Report

For The Period Ending 31 July 2018

	2018/2019 Actual	2018/2019 Amended Budget YTD	2018/2019 Original Budget YTD	2018/2019 Amended Budget	2018/2019 Original Budget	2017/2018 Actual
	\$	\$	\$	\$	\$	\$
100 Airport Infrastructure Renewal and Replacement Reserve						
Accumulated Reserves at Start of Year	1,325,501.46	1,325,501.46	1,325,501.46	1,325,501.46	1,325,501.46	1,428,767.68
Interest transfer to Reserves	3,164.77	2,072.00	2,072.00	24,864.00	24,864.00	36,998.87
Transfer from Muni	0.00	44,704.00	44,704.00	536,450.00	536,450.00	452,365.03
Transfer to Muni	0.00	0.00	0.00	(231,630.00)	(231,630.00)	(592,630.12)
	1,328,666.23	1,372,277.46	1,372,277.46	1,655,185.46	1,655,185.46	1,325,501.46
136 Airport Marketing Reserve						
Accumulated Reserves at Start of Year	1,583,014.10	1,583,014.10	1,583,014.10	1,583,014.10	1,583,014.10	912,986.35
Interest transfer to Reserves	2,914.35	2,475.00	2,475.00	29,700.00	29,700.00	39,347.10
Transfer from Muni	0.00	8,103.00	8,103.00	1,708,245.00	1,708,245.00	630,680.65
Transfer to Muni	0.00	0.00	0.00	(1,590,287.00)	(1,590,287.00)	0.00
	1,585,928.45	1,593,592.10	1,593,592.10	1,730,672.10	1,730,672.10	1,583,014.10
143 Airport Noise Mitigation Reserve						
Transfer from Muni	0.00	0.00	0.00	869,550.00	869,550.00	0.00
Transfer to Muni	0.00	0.00	0.00	(869,550.00)	(869,550.00)	0.00
	0.00	0.00	0.00	0.00	0.00	0.00
148 Airport Existing Terminal Building Reserve						
Transfer from Muni	0.00	0.00	0.00	39,000.00	39,000.00	0.00
	0.00	0.00	0.00	39,000.00	39,000.00	0.00
106 Building Reserve						
Accumulated Reserves at Start of Year	1,193,933.21	1,193,933.21	1,193,933.21	1,193,933.21	1,193,933.21	1,159,783.82
Interest transfer to Reserves	2,377.48	1,866.00	1,866.00	22,392.00	22,392.00	28,040.78
Transfer from Muni	0.00	30,122.00	30,122.00	868,472.18	868,472.18	28,783.76
Transfer to Muni	0.00	0.00	0.00	(661,918.00)	(661,918.00)	(22,675.15)
	1,196,310.69	1,225,921.21	1,225,921.21	1,422,879.39	1,422,879.39	1,193,933.21
404 Barnard Park Sports Pavilion Building Reserve						
Transfer from Muni	0.00	875.00	875.00	10,500.00	10,500.00	0.00
	0.00	875.00	875.00	10,500.00	10,500.00	0.00
405 Railway House Building Reserve						
Transfer from Muni	0.00	1,375.00	1,375.00	16,500.00	16,500.00	0.00
	0.00	1,375.00	1,375.00	16,500.00	16,500.00	0.00
406 Youth and Community Activities Building Reserve						
Transfer from Muni	0.00	3,750.00	3,750.00	45,000.00	45,000.00	0.00
	0.00	3,750.00	3,750.00	45,000.00	45,000.00	0.00
407 Busselton Library Building Reserve						
Transfer from Muni	0.00	3,200.00	3,200.00	83,580.00	83,580.00	0.00
Transfer to Muni	0.00	0.00	0.00	(11,000.00)	(11,000.00)	0.00
	0.00	3,200.00	3,200.00	72,580.00	72,580.00	0.00
131 Busselton Community Resource Centre						
Accumulated Reserves at Start of Year	156,653.93	156,653.93	156,653.93	156,653.93	156,653.93	123,721.93
Interest transfer to Reserves	358.54	245.00	245.00	2,940.00	2,940.00	3,331.16
Transfer from Muni	0.00	0.00	0.00	29,433.00	29,433.00	29,600.84
	157,012.47	156,898.93	156,898.93	189,026.93	189,026.93	156,653.93
408 Busselton Jetty Tourist Park Reserve						
Transfer from Muni	0.00	18,189.00	18,189.00	218,272.00	218,272.00	0.00
Transfer to Muni	0.00	0.00	0.00	(214,400.00)	(214,400.00)	0.00
	0.00	18,189.00	18,189.00	3,872.00	3,872.00	0.00
409 Geopraphe Leisure Centre Building Reserve						
Transfer from Muni	0.00	18,333.00	18,333.00	476,640.00	476,640.00	0.00
Transfer to Muni	0.00	0.00	0.00	(290,000.00)	(290,000.00)	0.00
	0.00	18,333.00	18,333.00	186,640.00	186,640.00	0.00

City of BusseltonReserves Movement Report

For The Period Ending 31 July 2018

	2018/2019 Actual	2018/2019 Amended Budget YTD	2018/2019 Original Budget YTD	2018/2019 Amended Budget	2018/2019 Original Budget	2017/2018 Actual
	\$	\$	\$	\$	\$	\$
331 Joint Venture Aged Housing Reserve						
Accumulated Reserves at Start of Year	997,854.77	997,854.77	997,854.77	997,854.77	997,854.77	874,987.03
Interest transfer to Reserves	2,104.87	1,560.00	1,560.00	18,720.00	18,720.00	23,462.75
Transfer from Muni	0.00	14,733.00	14,733.00	176,800.00	176,800.00	124,404.99
Transfer to Muni	0.00	0.00	0.00	(121,500.00)	(121,500.00)	(25,000.00)
	999,959.64	1,014,147.77	1,014,147.77	1,071,874.77	1,071,874.77	997,854.77
403 Aged Housing Resident Funded (Council)						
Accumulated Reserves at Start of Year	186,717.69	186,717.69	186,717.69	186,717.69	186,717.69	175,334.77
Interest transfer to Reserves	413.16	292.00	292.00	3,504.00	3,504.00	4,514.14
Transfer from Muni	0.00	0.00	0.00	0.00	0.00	6,868.78
Transfer to Muni	0.00	0.00	0.00	(66,200.00)	(66,200.00)	0.00
	187,130.85	187,009.69	187,009.69	124,021.69	124,021.69	186,717.69
410 Naturaliste Community Centre Building Reserve						
Transfer from Muni	0.00	8,333.00	8,333.00	159,078.00	159,078.00	0.00
Transfer to Muni	0.00	0.00	0.00	(100,000.00)	(100,000.00)	0.00
	0.00	8,333.00	8,333.00	59,078.00	59,078.00	0.00
411 Civic and Administration Building Reserve						
Transfer from Muni	0.00	15,417.00	15,417.00	185,000.00	185,000.00	0.00
	0.00	15,417.00	15,417.00	185,000.00	185,000.00	0.00
110 Jetty Maintenance Reserve						
Accumulated Reserves at Start of Year	4,193,450.51	4,193,450.51	4,193,450.51	4,193,450.51	4,193,450.51	3,158,774.78
Interest transfer to Reserves	10,859.44	6,555.00	6,555.00	78,660.00	78,660.00	84,237.74
Transfer from Muni	0.00	0.00	0.00	1,249,044.00	1,249,044.00	1,199,232.64
Transfer to Muni	0.00	(30,000.00)	(30,000.00)	(1,552,610.00)	(1,552,610.00)	(248,794.65)
	4,204,309.95	4,170,005.51	4,170,005.51	3,968,544.51	3,968,544.51	4,193,450.51
150 Jetty Self Insurance Reserve						
Transfer from Muni	0.00	30,000.00	30,000.00	360,000.00	360,000.00	0.00
	0.00	30,000.00	30,000.00	360,000.00	360,000.00	0.00
222 Asset Depreciation Reserve						
Accumulated Reserves at Start of Year	563,412.18	563,412.18	563,412.18	563,412.18	563,412.18	570,623.01
Interest transfer to Reserves	1,090.20	881.00	881.00	10,572.00	10,572.00	13,499.02
Transfer to Muni	0.00	0.00	0.00	(573,984.18)	(573,984.18)	(20,709.85)
	564,502.38	564,293.18	564,293.18	0.00	0.00	563,412.18
223 Road Asset Renewal Reserve						
Accumulated Reserves at Start of Year	1,299,765.50	1,299,765.50	1,299,765.50	1,299,765.50	1,299,765.50	505,707.47
Interest transfer to Reserves	1,691.62	2,032.00	2,032.00	24,384.00	24,384.00	33,919.73
Transfer from Muni	0.00	212,580.00	212,580.00	2,550,956.00	2,550,956.00	2,200,270.00
Transfer to Muni	0.00	(20,345.00)	(20,345.00)	(3,875,096.00)	(3,875,096.00)	(1,440,131.70)
	1,301,457.12	1,494,032.50	1,494,032.50	9.50	9.50	1,299,765.50
224 Footpath/ Cycle Ways Reserve						
Transfer from Muni	0.00	19,326.00	19,326.00	231,906.00	231,906.00	0.00
Transfer to Muni	0.00	0.00	0.00	(231,906.00)	(231,906.00)	0.00
	0.00	19,326.00	19,326.00	0.00	0.00	0.00
115 Plant Replacement Reserve						
Accumulated Reserves at Start of Year	2,185,395.64	2,185,395.64	2,185,395.64	2,185,395.64	2,185,395.64	2,325,777.71
Interest transfer to Reserves	2,276.73	3,416.00	3,416.00	40,992.00	40,992.00	57,071.07
Transfer from Muni	0.00	70,466.00	70,466.00	845,588.00	845,588.00	751,597.95
Transfer to Muni	0.00	0.00	0.00	(2,179,650.00)	(2,179,650.00)	(949,051.09)
	2,187,672.37	2,259,277.64	2,259,277.64	892,325.64	892,325.64	2,185,395.64

City of BussetonReserves Movement Report

For The Period Ending 31 July 2018

	2018/2019 Actual	2018/2019 Amended Budget YTD	2018/2019 Original Budget YTD	2018/2019 Amended Budget	2018/2019 Original Budget	2017/2018 Actual
	\$	\$	\$	\$	\$	\$
137 Busseton Traffic Study Implementation Reserve						
Accumulated Reserves at Start of Year	432,138.26	432,138.26	432,138.26	432,138.26	432,138.26	0.00
Interest transfer to Reserves	1,079.43	676.00	676.00	8,112.00	8,112.00	7,153.02
Transfer from Muni	0.00	105,089.00	105,089.00	1,211,110.00	1,211,110.00	501,952.00
Transfer to Muni	0.00	0.00	0.00	(1,650,000.00)	(1,650,000.00)	(76,966.76)
	433,217.69	537,903.26	537,903.26	1,360.26	1,360.26	432,138.26
132 CBD Enhancement Reserve						
Accumulated Reserves at Start of Year	122,490.23	122,490.23	122,490.23	122,490.23	122,490.23	84,897.67
Interest transfer to Reserves	287.52	191.00	191.00	2,292.00	2,292.00	2,472.56
Transfer from Muni	0.00	0.00	0.00	45,000.00	45,000.00	35,120.00
Transfer to Muni	0.00	0.00	0.00	(120,000.00)	(120,000.00)	0.00
	122,777.75	122,681.23	122,681.23	49,782.23	49,782.23	122,490.23
127 New Infrastructure Development Reserve						
Accumulated Reserves at Start of Year	1,834,714.76	1,834,714.76	1,834,714.76	1,834,714.76	1,834,714.76	2,033,639.44
Interest transfer to Reserves	2,937.14	2,868.00	2,868.00	34,416.00	34,416.00	51,007.57
Transfer from Muni	0.00	34,245.00	34,245.00	410,941.00	410,941.00	653,105.00
Transfer to Muni	0.00	0.00	0.00	(1,470,740.00)	(1,470,740.00)	(903,037.25)
	1,837,651.90	1,871,827.76	1,871,827.76	809,331.76	809,331.76	1,834,714.76
141 CPA Infrastructure Road Upgrades Reserve						
Accumulated Reserves at Start of Year	225,574.67	225,574.67	225,574.67	225,574.67	225,574.67	0.00
Interest transfer to Reserves	467.80	353.00	353.00	4,236.00	4,236.00	4,804.44
Transfer from Muni	0.00	0.00	0.00	0.00	0.00	220,770.23
	226,042.47	225,927.67	225,927.67	229,810.67	229,810.67	225,574.67
114 City Car Parking and Access Reserve						
Accumulated Reserves at Start of Year	875,925.14	875,925.14	875,925.14	875,925.14	875,925.14	623,501.69
Interest transfer to Reserves	1,619.22	1,369.00	1,369.00	16,428.00	16,428.00	19,219.69
Transfer from Muni	0.00	44,836.00	44,836.00	538,024.00	538,024.00	440,050.00
Transfer to Muni	0.00	0.00	0.00	(1,312,249.00)	(1,312,249.00)	(206,846.24)
	877,544.36	922,130.14	922,130.14	118,128.14	118,128.14	875,925.14
107 Corporate IT System Programme						
Accumulated Reserves at Start of Year	78,625.03	78,625.03	78,625.03	78,625.03	78,625.03	125,981.19
Interest transfer to Reserves	(27.00)	123.00	123.00	1,476.00	1,476.00	2,966.44
Transfer to Muni	0.00	0.00	0.00	0.00	0.00	(50,322.60)
	78,598.03	78,748.03	78,748.03	80,101.03	80,101.03	78,625.03
133 Election, Valuation and Corporate Expenses Reserve						
Accumulated Reserves at Start of Year	149,557.64	149,557.64	149,557.64	149,557.64	149,557.64	331,552.54
Interest transfer to Reserves	(567.64)	234.00	234.00	2,808.00	2,808.00	9,521.18
Transfer from Muni	0.00	29,245.00	29,245.00	350,949.00	350,949.00	177,904.00
Transfer to Muni	0.00	0.00	0.00	(10,300.00)	(10,300.00)	(369,420.08)
	148,990.00	179,036.64	179,036.64	493,014.64	493,014.64	149,557.64
111 Legal Expenses Reserve						
Accumulated Reserves at Start of Year	557,904.00	557,904.00	557,904.00	557,904.00	557,904.00	544,831.88
Interest transfer to Reserves	1,156.98	872.00	872.00	10,464.00	10,464.00	13,072.12
Transfer to Muni	0.00	0.00	0.00	(30,000.00)	(30,000.00)	0.00
	559,060.98	558,776.00	558,776.00	538,368.00	538,368.00	557,904.00
202 Long Service Leave Reserve						
Accumulated Reserves at Start of Year	3,111,698.09	3,111,698.09	3,111,698.09	3,111,698.09	3,111,698.09	2,763,368.00
Interest transfer to Reserves	18,204.63	4,864.00	4,864.00	58,368.00	58,368.00	56,523.18
Transfer from Muni	0.00	20,833.00	20,833.00	250,000.00	250,000.00	676,352.91
Transfer to Muni	0.00	0.00	0.00	(606,308.00)	(606,308.00)	(384,546.00)
	3,129,902.72	3,137,395.09	3,137,395.09	2,813,758.09	2,813,758.09	3,111,698.09
203 Professional Development Reserve						
Accumulated Reserves at Start of Year	113,024.66	113,024.66	113,024.66	113,024.66	113,024.66	95,329.27
Interest transfer to Reserves	77.37	177.00	177.00	2,124.00	2,124.00	3,023.86
Transfer from Muni	0.00	5,833.00	5,833.00	70,000.00	70,000.00	75,000.00
Transfer to Muni	0.00	0.00	0.00	(70,000.00)	(70,000.00)	(60,328.47)
	113,102.03	119,034.66	119,034.66	115,148.66	115,148.66	113,024.66

City of BusseltonReserves Movement Report

For The Period Ending 31 July 2018

	2018/2019 Actual	2018/2019 Amended Budget YTD	2018/2019 Original Budget YTD	2018/2019 Amended Budget	2018/2019 Original Budget	2017/2018 Actual
	\$	\$	\$	\$	\$	\$
204 Sick Pay Incentive Reserve						
Accumulated Reserves at Start of Year	175,935.04	175,935.04	175,935.04	175,935.04	175,935.04	146,379.59
Interest transfer to Reserves	1,029.29	275.00	275.00	3,300.00	3,300.00	2,902.35
Transfer from Muni	0.00	0.00	0.00	0.00	0.00	80,588.53
Transfer to Muni	0.00	0.00	0.00	(70,000.00)	(70,000.00)	(53,935.43)
	176,964.33	176,210.04	176,210.04	109,235.04	109,235.04	175,935.04
124 Workers Compensation Contingency Reserve						
Accumulated Reserves at Start of Year	356,227.48	356,227.48	356,227.48	356,227.48	356,227.48	322,008.37
Interest transfer to Reserves	692.26	557.00	557.00	6,684.00	6,684.00	8,469.11
Transfer from Muni	0.00	0.00	0.00	0.00	0.00	50,750.00
Transfer to Muni	0.00	0.00	0.00	(60,000.00)	(60,000.00)	(25,000.00)
	356,919.74	356,784.48	356,784.48	302,911.48	302,911.48	356,227.48
302 Community Facilities - City District						
Accumulated Reserves at Start of Year	2,303,095.83	2,303,095.83	2,303,095.83	2,303,095.83	2,303,095.83	2,103,562.86
Interest transfer to Reserves	4,836.52	3,600.00	3,600.00	43,200.00	43,200.00	49,430.64
Transfer from Muni	11,563.55	49,490.00	49,490.00	593,880.00	593,880.00	381,473.53
Transfer to Muni	0.00	0.00	0.00	(643,415.00)	(643,415.00)	(231,371.20)
	2,319,495.90	2,356,185.83	2,356,185.83	2,296,760.83	2,296,760.83	2,303,095.83
304 Community Facilities - Broadwater						
Accumulated Reserves at Start of Year	138,048.48	138,048.48	138,048.48	138,048.48	138,048.48	108,039.51
Interest transfer to Reserves	286.30	216.00	216.00	2,592.00	2,592.00	2,907.17
Transfer from Muni	0.00	2,418.00	2,418.00	29,020.00	29,020.00	27,101.80
	138,334.78	140,682.48	140,682.48	169,660.48	169,660.48	138,048.48
303 Community Facilities - Busselton						
Accumulated Reserves at Start of Year	34,546.40	34,546.40	34,546.40	34,546.40	34,546.40	93,422.75
Interest transfer to Reserves	71.64	54.00	54.00	648.00	648.00	461.74
Transfer from Muni	0.00	4,214.00	4,214.00	50,560.00	50,560.00	21,731.91
Transfer to Muni	0.00	0.00	0.00	(20,000.00)	(20,000.00)	(81,070.00)
	34,618.04	38,814.40	38,814.40	65,754.40	65,754.40	34,546.40
305 Community Facilities - Dunsborough						
Accumulated Reserves at Start of Year	166,327.12	166,327.12	166,327.12	166,327.12	166,327.12	147,095.42
Interest transfer to Reserves	345.10	260.00	260.00	3,120.00	3,120.00	3,714.84
Transfer from Muni	8,270.80	6,550.00	6,550.00	78,600.00	78,600.00	15,516.86
	174,943.02	173,137.12	173,137.12	248,047.12	248,047.12	166,327.12
311 Community Facilities - Dunsborough Lakes Estate						
Accumulated Reserves at Start of Year	525,105.39	525,105.39	525,105.39	525,105.39	525,105.39	153,792.54
Interest transfer to Reserves	1,088.97	821.00	821.00	9,852.00	9,852.00	9,041.85
Transfer from Muni	0.00	40,648.00	40,648.00	487,780.00	487,780.00	362,271.00
	526,194.36	566,574.39	566,574.39	1,022,737.39	1,022,737.39	525,105.39
306 Community Facilities - Geographe						
Accumulated Reserves at Start of Year	95,061.38	95,061.38	95,061.38	95,061.38	95,061.38	55,970.01
Interest transfer to Reserves	197.47	149.00	149.00	1,788.00	1,788.00	1,777.79
Transfer from Muni	169.65	514.00	514.00	6,170.00	6,170.00	37,313.58
	95,428.50	95,724.38	95,724.38	103,019.38	103,019.38	95,061.38
310 Community Facilities - Port Geographe						
Accumulated Reserves at Start of Year	335,116.76	335,116.76	335,116.76	335,116.76	335,116.76	327,264.72
Interest transfer to Reserves	694.97	524.00	524.00	6,288.00	6,288.00	7,852.04
	335,811.73	335,640.76	335,640.76	341,404.76	341,404.76	335,116.76
309 Community Facilities - Vasse						
Accumulated Reserves at Start of Year	589,760.45	589,760.45	589,760.45	589,760.45	589,760.45	901,072.26
Interest transfer to Reserves	1,092.81	922.00	922.00	11,064.00	11,064.00	17,542.06
Transfer from Muni	0.00	37,955.00	37,955.00	455,460.00	455,460.00	6,666.62
Transfer to Muni	0.00	0.00	0.00	0.00	0.00	(335,520.49)
	590,853.26	628,637.45	628,637.45	1,056,284.45	1,056,284.45	589,760.45

City of BusseltonReserves Movement Report

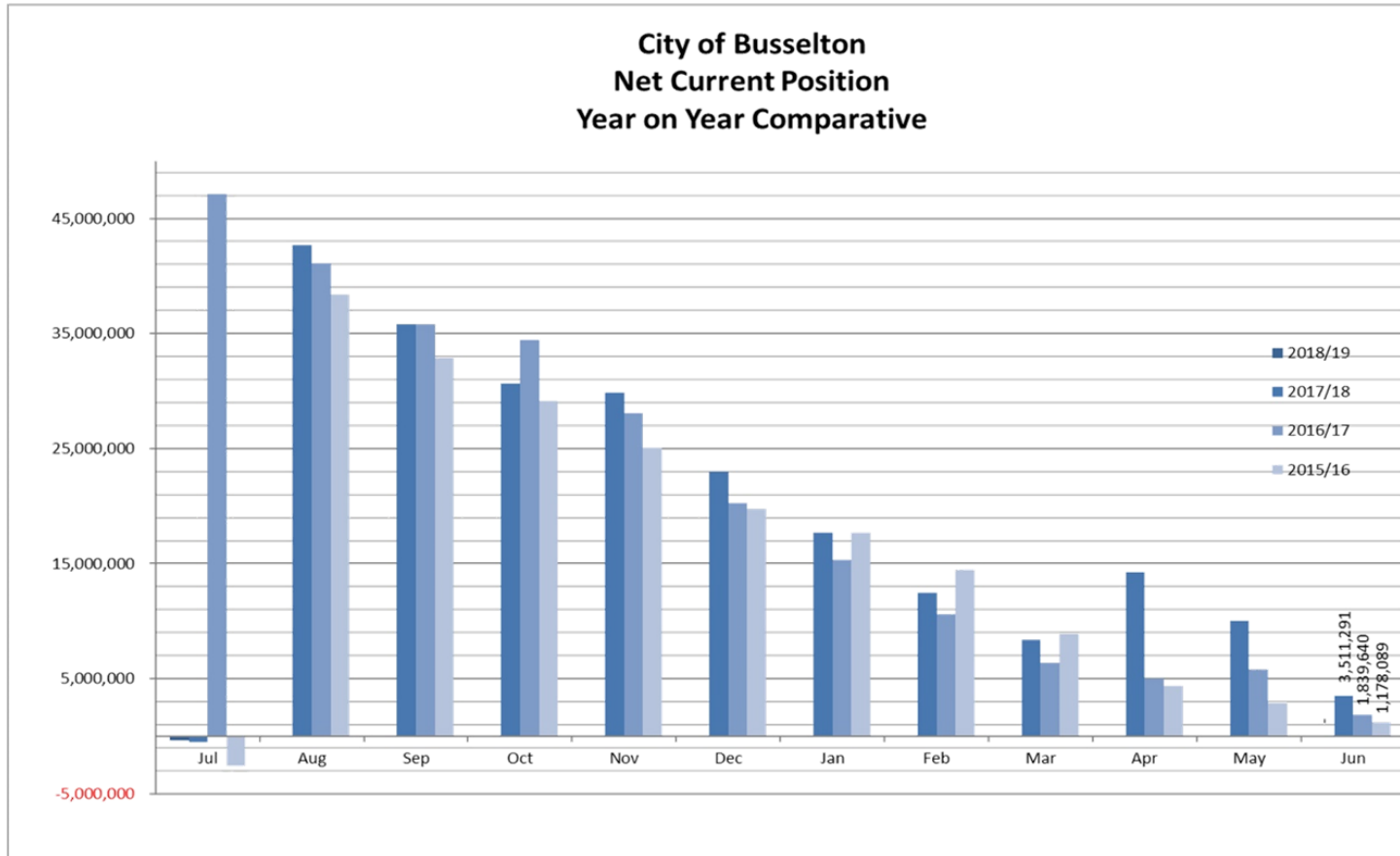
For The Period Ending 31 July 2018

	2018/2019 Actual	2018/2019 Amended Budget YTD	2018/2019 Original Budget YTD	2018/2019 Amended Budget	2018/2019 Original Budget	2017/2018 Actual
	\$	\$	\$	\$	\$	\$
308 Community Facilities - Airport North						
Accumulated Reserves at Start of Year	2,826,296.71	2,826,296.71	2,826,296.71	2,826,296.71	2,826,296.71	2,760,074.43
Interest transfer to Reserves	5,861.19	4,418.00	4,418.00	53,016.00	53,016.00	66,222.28
Transfer from Muni	0.00	17,674.00	17,674.00	212,080.00	212,080.00	0.00
	2,832,157.90	2,848,388.71	2,848,388.71	3,091,392.71	3,091,392.71	2,826,296.71
130 Locke Estate Reserve						
Accumulated Reserves at Start of Year	0.00	0.00	0.00	0.00	0.00	129,971.14
Interest transfer to Reserves	0.00	0.00	0.00	0.00	0.00	2,963.03
Transfer from Muni	0.00	5,333.00	5,333.00	64,000.00	64,000.00	64,000.00
Transfer to Muni	0.00	0.00	0.00	(64,000.00)	(64,000.00)	(196,934.17)
	0.00	5,333.00	5,333.00	0.00	0.00	0.00
122 Port Geographe Development Reserve						
Accumulated Reserves at Start of Year	1,455,440.82	1,455,440.82	1,455,440.82	1,455,440.82	1,455,440.82	1,534,670.81
Interest transfer to Reserves	2,583.64	2,275.00	2,275.00	27,300.00	63,540.00	35,863.99
Transfer from Muni	0.00	4,167.00	4,167.00	50,000.00	50,000.00	0.00
Transfer to Muni	0.00	0.00	0.00	(999,781.00)	(999,781.00)	(115,093.98)
	1,458,024.46	1,461,882.82	1,461,882.82	532,959.82	532,959.82	1,455,440.82
123 Port Geographe Waterways Managment Reserve (SAR)						
Accumulated Reserves at Start of Year	3,387,485.07	3,387,485.07	3,387,485.07	3,387,485.07	3,387,485.07	3,422,821.20
Interest transfer to Reserves	7,202.98	5,295.00	5,295.00	63,540.00	63,540.00	81,230.24
Transfer from Muni	0.00	15,631.00	15,631.00	187,573.00	187,573.00	183,433.63
Transfer to Muni	0.00	0.00	0.00	(337,800.00)	(337,800.00)	(300,000.00)
	3,394,688.05	3,408,411.07	3,408,411.07	3,300,798.07	3,300,798.07	3,387,485.07
126 Provence Landscape Maintenance Reserve (SAR)						
Accumulated Reserves at Start of Year	1,101,707.78	1,101,707.78	1,101,707.78	1,101,707.78	1,101,707.78	1,001,808.42
Interest transfer to Reserves	2,120.45	1,722.00	1,722.00	20,664.00	20,664.00	26,306.82
Transfer from Muni	0.00	13,898.00	13,898.00	166,778.00	166,778.00	163,821.22
Transfer to Muni	0.00	0.00	0.00	(162,645.00)	(162,645.00)	(90,228.68)
	1,103,828.23	1,117,327.78	1,117,327.78	1,126,504.78	1,126,504.78	1,101,707.78
128 Vasse Newtown Landscape Maintenance Reserve (SAR)						
Accumulated Reserves at Start of Year	535,722.24	535,722.24	535,722.24	535,722.24	535,722.24	485,466.16
Interest transfer to Reserves	776.47	837.00	837.00	10,044.00	10,044.00	13,173.43
Transfer from Muni	0.00	14,199.00	14,199.00	170,390.00	170,390.00	168,932.54
Transfer to Muni	0.00	0.00	0.00	(174,860.00)	(174,860.00)	(131,849.89)
	536,498.71	550,758.24	550,758.24	541,296.24	541,296.24	535,722.24
138 CPA Bushfire Facilities Reserve						
Accumulated Reserves at Start of Year	55,861.58	55,861.58	55,861.58	55,861.58	55,861.58	0.00
Interest transfer to Reserves	115.84	87.00	87.00	1,044.00	1,044.00	1,189.78
Transfer from Muni	0.00	0.00	0.00	0.00	0.00	54,671.80
	55,977.42	55,948.58	55,948.58	56,905.58	56,905.58	55,861.58
139 CPA Community Facilities Dunsborough Lakes South Reserve						
Accumulated Reserves at Start of Year	70,848.15	70,848.15	70,848.15	70,848.15	70,848.15	0.00
Interest transfer to Reserves	146.93	111.00	111.00	1,332.00	1,332.00	1,508.95
Transfer from Muni	0.00	0.00	0.00	0.00	0.00	69,339.20
	70,995.08	70,959.15	70,959.15	72,180.15	72,180.15	70,848.15
140 CPA Community Facilities South Biddle Precinct Reserve						
Accumulated Reserves at Start of Year	1,030,368.46	1,030,368.46	1,030,368.46	1,030,368.46	1,030,368.46	0.00
Interest transfer to Reserves	2,136.78	1,611.00	1,611.00	19,332.00	19,332.00	26,544.32
Transfer from Muni	0.00	0.00	0.00	0.00	0.00	1,003,824.14
Transfer to Muni	0.00	0.00	0.00	(200,000.00)	(200,000.00)	0.00
	1,032,505.24	1,031,979.46	1,031,979.46	849,700.46	849,700.46	1,030,368.46
321 Busselton Area Drainage and Waterways Improvement Reserve						
Accumulated Reserves at Start of Year	548,820.67	548,820.67	548,820.67	548,820.67	548,820.67	609,789.27
Interest transfer to Reserves	852.64	858.00	858.00	10,296.00	10,296.00	14,630.64
Transfer to Muni	0.00	0.00	0.00	(169,317.00)	(169,317.00)	(75,599.24)
	549,673.31	549,678.67	549,678.67	389,799.67	389,799.67	548,820.67

City of BusseltonReserves Movement Report

For The Period Ending 31 July 2018

	2018/2019 Actual	2018/2019 Amended Budget YTD	2018/2019 Original Budget YTD	2018/2019 Amended Budget	2018/2019 Original Budget	2017/2018 Actual
	\$	\$	\$	\$	\$	\$
102 Climate Adaptation Reserve						
Accumulated Reserves at Start of Year	2,472,424.34	2,472,424.34	2,472,424.34	2,472,424.34	2,472,424.34	1,900,992.93
Interest transfer to Reserves	5,811.04	3,865.00	3,865.00	46,380.00	46,380.00	50,101.34
Transfer from Muni	0.00	38,644.00	38,644.00	527,732.00	527,732.00	650,654.17
Transfer to Muni	0.00	0.00	0.00	(1,091,290.00)	(1,091,290.00)	(129,324.10)
	2,478,235.38	2,514,933.34	2,514,933.34	1,955,246.34	1,955,246.34	2,472,424.34
144 Emergency Disaster Recovery Reserve						
Accumulated Reserves at Start of Year	50,000.00	50,000.00	50,000.00	50,000.00	50,000.00	0.00
Interest transfer to Reserves	292.52	78.00	78.00	936.00	936.00	0.00
Transfer from Muni	0.00	1,667.00	1,667.00	20,000.00	20,000.00	50,000.00
	50,292.52	51,745.00	51,745.00	70,936.00	70,936.00	50,000.00
145 Energy Sustainability Reserve						
Accumulated Reserves at Start of Year	100,000.00	100,000.00	100,000.00	100,000.00	100,000.00	0.00
Interest transfer to Reserves	585.04	156.00	156.00	1,872.00	1,872.00	0.00
Transfer from Muni	0.00	8,333.00	8,333.00	100,000.00	100,000.00	100,000.00
Transfer to Muni	0.00	0.00	0.00	(120,000.00)	(120,000.00)	0.00
	100,585.04	108,489.00	108,489.00	81,872.00	81,872.00	100,000.00
146 Cemetery Reserve						
Accumulated Reserves at Start of Year	100,000.00	100,000.00	100,000.00	100,000.00	100,000.00	0.00
Interest transfer to Reserves	585.04	156.00	156.00	1,872.00	1,872.00	0.00
Transfer from Muni	0.00	6,350.00	6,350.00	76,200.00	76,200.00	100,000.00
Transfer to Muni	0.00	0.00	0.00	(120,000.00)	(120,000.00)	0.00
	100,585.04	106,506.00	106,506.00	58,072.00	58,072.00	100,000.00
341 Public Art Reserve						
Accumulated Reserves at Start of Year	229,685.21	229,685.21	229,685.21	229,685.21	229,685.21	94,836.29
Interest transfer to Reserves	423.45	359.00	359.00	4,308.00	4,308.00	5,367.42
Transfer from Muni	0.00	8,333.00	8,333.00	100,000.00	100,000.00	143,481.50
Transfer to Muni	0.00	0.00	0.00	(143,000.00)	(143,000.00)	(14,000.00)
	230,108.66	238,377.21	238,377.21	190,993.21	190,993.21	229,685.21
121 Waste Management Facility and Plant Reserve						
Accumulated Reserves at Start of Year	7,881,068.17	7,881,068.17	7,881,068.17	7,881,068.17	7,881,068.17	7,578,591.65
Interest transfer to Reserves	13,492.05	12,320.00	12,320.00	147,840.00	147,840.00	201,558.61
Transfer from Muni	0.00	119,322.00	119,322.00	1,431,862.00	1,431,862.00	2,007,303.35
Transfer to Muni	(2,000,000.00)	0.00	0.00	(4,140,590.00)	(4,140,590.00)	(1,906,385.44)
	5,894,560.22	8,012,710.17	8,012,710.17	5,320,180.17	5,320,180.17	7,881,068.17
120 Strategic Projects Reserve						
Accumulated Reserves at Start of Year	226,213.20	226,213.20	226,213.20	226,213.20	226,213.20	230,336.88
Interest transfer to Reserves	360.88	353.00	353.00	4,236.00	4,236.00	5,792.39
Transfer from Muni	0.00	2,083.00	2,083.00	25,000.00	25,000.00	25,000.00
Transfer to Muni	0.00	0.00	0.00	0.00	0.00	(34,916.07)
	226,574.08	228,649.20	228,649.20	255,449.20	255,449.20	226,213.20
129 Untied Grants Reserve						
Accumulated Reserves at Start of Year	0.00	0.00	0.00	0.00	0.00	1,146,659.00
Transfer to Muni	0.00	0.00	0.00	0.00	0.00	(1,146,659.00)
	0.00	0.00	0.00	0.00	0.00	0.00
134 Civic and Administration Centre Construction Reserve						
Accumulated Reserves at Start of Year	0.00	0.00	0.00	0.00	0.00	444,863.46
Transfer to Muni	0.00	0.00	0.00	0.00	0.00	(444,863.46)
	0.00	0.00	0.00	0.00	0.00	0.00
Total Cash Back Reserves	46,104,691.08	49,140,183.20	49,140,183.20	40,891,615.20	40,891,615.20	47,978,518.20
Summary Reserves						
Accumulated Reserves at Start of Year	47,978,518.20	47,978,518.20	47,978,518.20	47,978,518.20	47,978,518.20	43,539,055.90
Interest transfer to Reserves	106,168.88	75,000.00	75,000.00	900,000.00	900,000.00	1,130,739.25
Transfer from Muni	20,004.00	1,137,010.00	1,137,010.00	18,369,123.18	18,369,123.18	13,971,934.16
Transfer to Muni	(2,000,000.00)	(50,345.00)	(50,345.00)	(26,356,026.18)	(26,356,026.18)	(10,663,211.11)
Closing Balance	46,104,691.08	49,140,183.20	49,140,183.20	40,891,615.20	40,891,615.20	47,978,518.20



City of Busselton**Statement of Financial Activity****For The Period Ending 31 August 2018**

	2018/2019 Actual	2018/2019 Amended Budget YTD	2018/2019 Original Budget YTD	2018/2019 Amended Budget	2018/2019 Original Budget	2018/19 YTD Bud (A) Variance
	\$	\$	\$	\$	\$	%
Revenue from Ordinary Activities						
Rates	48,078,012	47,940,162	47,940,162	48,575,646	48,575,646	0.29%
Operating Grants, Subsidies and Contributions	618,992	486,976	486,976	3,747,650	3,747,650	27.11%
Fees & Charges	7,684,323	7,497,779	7,497,779	15,828,160	15,828,160	2.49%
Other Revenue	120,988	47,820	47,820	337,740	337,740	153.01%
Interest Earnings	268,004	341,462	341,462	2,283,760	2,283,760	-21.51%
	56,770,319	56,314,199	56,314,199	70,772,956	70,772,956	0.81%
Expenses from Ordinary Activities						
Employee Costs	(5,627,524)	(5,918,019)	(5,918,019)	(31,215,454)	(31,215,454)	4.91%
Materials & Contracts	(1,822,296)	(3,117,801)	(3,117,801)	(18,621,467)	(18,621,467)	41.55%
Utilities (Gas, Electricity, Water etc)	(300,147)	(428,042)	(428,042)	(2,569,240)	(2,569,240)	29.88%
Depreciation on non current assets	(3,737,360)	(3,272,498)	(3,272,498)	(19,070,922)	(19,070,922)	-14.21%
Insurance Expenses	(423,061)	(309,857)	(309,857)	(698,808)	(698,808)	-36.53%
Other Expenditure	(354,082)	(724,268)	(724,268)	(4,770,041)	(4,770,041)	51.11%
Allocations	144,082	276,053	276,053	1,723,162	1,723,162	47.81%
	(12,120,388)	(13,494,432)	(13,494,432)	(75,222,770)	(75,222,770)	10.18%
Borrowings Cost Expense						
Interest Expenses	39,140	0	0	(1,374,387)	(1,374,387)	0.00%
	39,140	0	0	(1,374,387)	(1,374,387)	0.00%
Non-Operating Grants, Subsidies and Contributions	(1,016,136)	915,080	915,080	30,347,185	30,347,185	-211.04%
Profit on Asset Disposals	4,723	7,400	7,400	82,137	82,137	-36.18%
Loss on Asset Disposals	(8,385)	(600)	(600)	(34,577)	(34,577)	-1297.50%
	(1,019,798)	921,880	921,880	30,394,745	30,394,745	-210.62%
Net Result	43,669,273	43,741,647	43,741,647	24,570,544	24,570,544	-0.17%
Adjustments for Non-cash Revenue & Expenditure						
Depreciation	3,737,360	3,272,498	3,272,498	19,070,922	19,070,922	
Donated Assets	(400)	0	0	(8,365,000)	(8,365,000)	
(Profit)/Loss on Sale of Assets	3,662	(6,800)	(6,800)	(47,560)	(47,560)	
Deferred Pensioner Movements	11,374	0	0	0	0	
Recording of Employee Entitlements (Provisions)	0	0	0	0	0	
Deposit & Bonds Movements (cash backed)	(178,970)	0	0	0	0	
Capital Revenue & (Expenditure)						
Land & Buildings	(130,706)	(2,572,366)	(2,572,366)	(17,618,620)	(17,618,620)	94.92%
Plant & Equipment	(134,432)	(871,000)	(871,000)	(5,363,500)	(5,363,500)	84.57%
Furniture & Equipment	(15,678)	(74,582)	(74,582)	(883,640)	(883,640)	78.98%
Infrastructure	(2,248,917)	(5,856,008)	(5,856,008)	(36,804,070)	(36,804,070)	61.60%
Proceeds from Sale of Assets	53,729	258,900	258,900	1,045,950	1,045,950	-79.25%
Proceeds from New Loans	0	0	0	3,150,000	3,150,000	0.00%
Self Supporting Loans - Repayment of Principal	0	0	0	79,253	79,253	0.00%
Total Loan Repayments - Principal	(88,106)	0	0	(3,155,395)	(3,155,395)	0.00%
Advances to Community Groups	0	0	0	(150,000)	(150,000)	0.00%
Transfer to Restricted Assets	(32,848)	(91,332)	(91,332)	(551,000)	(551,000)	64.03%
Transfer from Restricted Assets	3,294,178	1,595,060	1,595,060	14,423,922	14,423,922	106.52%
Transfer to Reserves	(2,627,134)	(2,424,020)	(2,424,020)	(19,269,123)	(19,269,123)	-8.38%
Transfer from Reserves	2,000,000	100,690	100,690	26,356,026	26,356,026	1886.29%
Opening Funds Surplus/ (Deficit)	3,511,291	3,511,291	3,511,291	3,511,291	3,511,291	
Net Current Position - Surplus / (Deficit)	50,823,676	40,583,978	40,583,978	0	0	

City of Busselton

Net Current Position

For The Period Ending 31 August 2018

	2018/19 Actual	2018/19 Amended Budget	2018/19 Original Budget	2017/18 Actual
	\$	\$	\$	\$
<u>NET CURRENT ASSETS</u>				
<u>CURRENT ASSETS</u>				
Cash - Unrestricted	2,052,994	1,577,000	1,577,000	4,885,287
Cash - Restricted	64,902,431	46,568,227	46,568,227	67,528,052
Sundry Debtors	1,281,160	2,800,000	2,800,000	3,078,872
Rates Outstanding - General	49,768,253	1,100,000	1,100,000	1,262,372
Stock on Hand	16,543	23,000	23,000	23,671
	<u>118,021,381</u>	<u>52,068,227</u>	<u>52,068,227</u>	<u>76,778,254</u>
<u>LESS: CURRENT LIABILITIES</u>				
Bank Overdraft	0	0	0	0
Sundry Creditors	2,295,274	5,500,000	5,500,000	5,738,911
Performance Bonds	3,639,592	3,818,562	3,818,562	3,818,562
	<u>5,934,866</u>	<u>9,318,562</u>	<u>9,318,562</u>	<u>9,557,473</u>
Current Position (inclusive of Restricted Funds)	112,086,515	42,749,665	42,749,665	67,220,781
Add: Cash Backed Liabilities (Deposits & Bonds)	3,639,592	3,818,562	3,818,562	3,818,562
Less: Cash - Restricted Funds	(64,902,431)	(46,568,227)	(46,568,227)	(67,528,052)
<u>NET CURRENT ASSET POSITION</u>	<u>50,823,676</u>	<u>0</u>	<u>0</u>	<u>3,511,291</u>

City of BussetonCapital Acquisition ReportProperty, Plant & Equipment, InfrastructureFor the Period Ended 31 August 2018

Description	2018/19 Actual	2018/19 Amended Budget YTD	2018/19 Original Budget YTD	2018/19 Amended Budget	2018/19 Original Budget	2018/19 Budget YTD Variance
	\$	\$	\$	\$	\$	%
>> Property, Plant & Equipment						
Land						
10610 Property Services Administration	0	0	0	100,000	100,000	0.00%
10930 Fire Prevention Council	0	0	0	200,000	200,000	0.00%
10970 Parking Control	0	0	0	1,300,000	1,300,000	0.00%
11300 Sanitation Waste Services Administration	0	0	0	50,000	50,000	0.00%
	0	0	0	1,650,000	1,650,000	0.00%
Buildings						
Major Projects						
Major Project - Busseton Foreshore						
B9570 Foreshore East-Youth Precinct Community Youth Building/SLSC	9,190	2,118	2,118	12,710	12,710	333.90%
B9583 Railway House	8,170	3,060	3,060	18,360	18,360	166.99%
B9600 Old Vasse Lighthouse	2,600	0	0	220,000	220,000	0.00%
	19,960	5,178	5,178	251,070	251,070	285.48%
Major Project - Administration Building						
B9010 Civic and Administration Centre Construction	5,018	15,832	15,832	95,000	95,000	-68.31%
	5,018	15,832	15,832	95,000	95,000	-68.31%
Buildings (Other)						
B9112 Ambergate Bushfire Brigade Shed	43,772	27,342	27,342	164,055	164,055	60.09%
B9300 Aged Housing Capital Improvements - Winderup	0	10,000	10,000	60,000	60,000	-100.00%
B9301 Aged Housing Capital Improvements - Harris Road	33,194	8,030	8,030	48,200	48,200	313.38%
B9302 Aged Housing Capital Improvements - Winderup Court (City)	3,664	8,500	8,500	51,000	51,000	-56.90%
B9407 Busseton Senior Citizens	0	125,000	125,000	750,000	750,000	-100.00%
B9511 ArtGeo Building	0	12,166	12,166	73,000	73,000	-100.00%
B9512 GLC Aerobic Additions / Sauna Room	0	0	0	30,000	30,000	0.00%
B9516 Busseton Library Upgrade	0	1,000	1,000	11,000	11,000	-100.00%
B9517 GLC - Pool Relining	0	50,000	50,000	50,000	50,000	-100.00%
B9528 GLC - Plant Room	0	5,470	5,470	57,819	57,819	-100.00%
B9538 Weld Theatre	61	0	0	15,000	15,000	0.00%
B9556 NCC Upgrade	7,569	21,304	21,304	107,818	107,818	-64.47%
B9588 Old Court House Building Upgrade	0	12,500	12,500	75,000	75,000	-100.00%
B9591 Performing Arts Convention Centre	2,650	8,334	8,334	50,000	50,000	-68.20%
B9596 GLC Building Improvements	0	0	0	260,000	260,000	0.00%
B9604 Womens Change Facility Bovell	0	0	0	35,000	35,000	0.00%
B9605 Energy Efficiency Initiatives (Various Buildings)	0	16,666	16,666	100,000	100,000	-100.00%
B9716 Airport Terminal Stage 2	(24,308)	2,152,500	2,152,500	12,915,000	12,915,000	-101.13%
B9717 Airport Construction, Existing Terminal Upgrade	0	83,334	83,334	500,000	500,000	-100.00%
B9804 Bsn Jetty Tourist Park Home	39,126	9,210	9,210	55,258	55,258	324.82%
B9808 Busseton Jetty Tourist Park Upgrade	0	0	0	214,400	214,400	0.00%
	105,728	2,551,356	2,551,356	15,622,550	15,622,550	-95.86%
Total Buildings	130,706	2,572,366	2,572,366	15,968,620	15,968,620	-94.92%
Plant & Equipment						
10250 Information & Communication Technology Services	0	0	0	15,000	15,000	0.00%
10251 Business Systems	0	0	0	40,000	40,000	0.00%
10360 Customer Services	0	0	0	40,000	40,000	0.00%
10502 Community & Commercial Services Support	0	0	0	50,000	50,000	0.00%
10530 Community Services Administration	0	40,000	40,000	40,000	40,000	-100.00%
10630 Property and Business Development	0	35,000	35,000	35,000	35,000	-100.00%
10800 Planning Directorate Support	0	0	0	50,000	50,000	0.00%
10808 Compliance Services	0	0	0	40,000	40,000	0.00%
10820 Strategic Planning	37,605	40,000	40,000	40,000	40,000	-5.99%
10920 Environmental Health Services Administration	0	40,000	40,000	40,000	40,000	-100.00%
10940 Fire Prevention DFES	0	0	0	55,000	55,000	0.00%
10980 Other Law, Order & Public Safety	31,877	0	0	35,000	35,000	0.00%
11000 Engineering & Works Services Support	0	0	0	50,000	50,000	0.00%
11101 Engineering Services Administration	0	0	0	35,000	35,000	0.00%
11107 Engineering Services Design	0	0	0	35,000	35,000	0.00%
11156 Airport Development Operations	0	0	0	150,000	150,000	0.00%
11300 Sanitation Waste Services Administration	0	40,000	40,000	40,000	40,000	-100.00%
11401 Transport - Workshop	3,495	0	0	111,000	111,000	0.00%
11402 Plant Purchases (P10)	22,952	25,000	25,000	1,927,000	1,927,000	-8.19%
11403 Plant Purchases (P11)	0	40,000	40,000	805,500	805,500	-100.00%

City of BusseltonCapital Acquisition ReportProperty, Plant & Equipment, InfrastructureFor the Period Ended 31 August 2018

Description	2018/19 Actual	2018/19 Amended Budget YTD	2018/19 Original Budget YTD	2018/19 Amended Budget	2018/19 Original Budget	2018/19 Budget YTD Variance
11404 Plant Purchases (P12)	0	546,000	546,000	1,470,000	1,470,000	-100.00%
11407 P&E - P&G Smart Technologies	0	25,000	25,000	150,000	150,000	-100.00%
11500 Operations Services Administration	38,503	40,000	40,000	110,000	110,000	-3.74%
	134,432	871,000	871,000	5,363,500	5,363,500	-84.57%
Furniture & Office Equipment						
10250 Information & Communication Technology Services	0	7,730	7,730	46,400	46,400	-100.00%
10251 Business Systems	15,678	43,076	43,076	258,500	258,500	-63.60%
10530 Community Services Administration	0	834	834	5,000	5,000	-100.00%
10590 Naturaliste Community Centre	0	0	0	16,110	16,110	0.00%
10591 Geographe Leisure Centre	0	7,268	7,268	63,600	63,600	-100.00%
10625 Art Geo Administration	0	0	0	12,000	12,000	0.00%
10900 Cultural Planning	0	9,506	9,506	152,030	152,030	-100.00%
11156 Airport Development Operations	0	0	0	300,000	300,000	0.00%
11160 Busselton Jetty	0	834	834	5,000	5,000	-100.00%
B1361 YCAB (Youth Precinct Foreshore)	0	5,334	5,334	25,000	25,000	-100.00%
	15,678	74,582	74,582	883,640	883,640	-78.98%
Sub-Total Property, Plant & Equipment	280,816	3,517,948	3,517,948	23,865,760	23,865,760	-92.02%
>> Infrastructure						
Major Project - Busselton Foreshore						
C0029 Queen West Foreshore Carpark	0	33,834	33,834	203,000	203,000	-100.00%
C3065 Signal Park	0	12,000	12,000	72,000	72,000	-100.00%
C3094 Busselton Foreshore - Stage 3	4,846	47,940	47,940	287,637	287,637	-89.89%
C3112 Busselton Foreshore - Exercise Equipment	0	0	0	225,000	225,000	0.00%
C3113 Busselton Tennis Club - Infrastructure	35,709	643,816	643,816	3,862,894	3,862,894	-94.45%
C3150 Busselton Foreshore Stage 3: Toddler's Playground	1,930	0	0	133,510	133,510	0.00%
C3168 Busselton Foreshore Jetty Precinct	485,235	263,092	263,092	1,578,544	1,578,544	84.44%
C3179 Jetty Precinct Bike Racks/Bin Enclosures	1,192	2,082	2,082	12,500	12,500	-42.75%
C3180 Marine Tee Sword Planting	16,543	15,000	15,000	90,000	90,000	10.28%
C3181 Minor Capital Improvements, Fencing, Seating, Lighting etc	0	3,416	3,416	20,500	20,500	-100.00%
C3182 Relocation of Veteran Car Club	0	0	0	250,000	250,000	0.00%
C3183 Queen Street Look Out Art Work	0	0	0	25,000	25,000	0.00%
C3189 Fencing Possum Park Barnard East	0	0	0	30,000	30,000	0.00%
	545,455	1,021,180	1,021,180	6,790,585	6,790,585	-46.59%
Major Project - Administration Building						
C0043 Administration Building Carpark	0	16,666	16,666	100,000	100,000	-100.00%
	0	16,666	16,666	100,000	100,000	-100.00%
Footpaths Construction						
F0035 Dunsborough Lakes Drive to N.C.C.	0	25,334	25,334	152,000	152,000	-100.00%
F0066 Bussell Highway Footpath Sections	1,127	98,304	98,304	589,820	589,820	-98.85%
F0075 Armitage Drive Footpath - Navigation Way to Avocet Boulevard	0	7,434	7,434	44,608	44,608	-100.00%
F0077 Valley Road Footpath	0	10,332	10,332	62,000	62,000	-100.00%
F0078 Signal Park Bypass New Path	493	11,670	11,670	70,000	70,000	-95.78%
F0079 Bovell Street Footpath	0	10,000	10,000	60,000	60,000	-100.00%
	1,620	163,074	163,074	978,428	978,428	-99.01%
Drainage Construction - Street						
D0009 Busselton LIA - Geocatch Drain Partnership	360	5,000	5,000	30,000	30,000	-92.81%
D0015 Valley Road Drainage Upgrade	0	38,334	38,334	230,000	230,000	-100.00%
D0017 Chain Avenue - Drainage Works	0	31,332	31,332	187,982	187,982	-100.00%
D0018 Centurion Way - Drainage Works	0	1,998	1,998	11,991	11,991	-100.00%
D0019 Johnston Avenue Drainage Upgrade - Stage 2	18,219	4,166	4,166	25,000	25,000	337.32%
D0020 Glenmeier Ramble Drainage	0	10,002	10,002	60,000	60,000	-100.00%
	18,578	90,832	90,832	544,973	544,973	-79.55%

City of BusseltonCapital Acquisition ReportProperty, Plant & Equipment, InfrastructureFor the Period Ended 31 August 2018

Description	2018/19 Actual	2018/19 Amended Budget YTD	2018/19 Original Budget YTD	2018/19 Amended Budget	2018/19 Original Budget	2018/19 Budget YTD Variance
Car Parking Construction						
C0013 Yallingup Beach Car Park	0	16,832	16,832	101,000	101,000	-100.00%
C0044 Meelup Coastal Nodes - Carpark upgrade	0	4,232	4,232	256,886	256,886	-100.00%
C0049 Port Geographe Marina Carparking	0	31,730	31,730	190,380	190,380	-100.00%
	0	52,794	52,794	548,266	548,266	-100.00%
Bridges Construction						
A0022 Yallingup Beach Road Bridge - 3347	0	0	0	222,000	222,000	0.00%
	0	0	0	222,000	222,000	0.00%
Cycleways Construction						
F1018 Dunsborough Cycleway CBD to Our Lady of the Cape School	9,277	113,500	113,500	681,000	681,000	-91.83%
	9,277	113,500	113,500	681,000	681,000	-91.83%
Townscape Construction						
C1001 Queen Street Upgrade - Duchess to Kent Street	0	20,408	20,408	122,450	122,450	-100.00%
C1024 Dunsborough Road Access Improvements Stage 1	20,859	216,082	216,082	1,296,501	1,296,501	-90.35%
	20,859	236,490	236,490	1,418,951	1,418,951	-91.18%
Boat Ramps Construction						
C1502 Old Dunsborough Boat Ramp Finger Jetty	0	3,700	3,700	22,200	22,200	-100.00%
C1512 Port Geographe Boat Ramp Renewal Works	0	36,666	36,666	220,000	220,000	-100.00%
	0	40,366	40,366	242,200	242,200	-100.00%
Depot Construction						
C2006 Depot Washdown Facility Upgrades	0	10,000	10,000	110,000	110,000	-100.00%
	0	10,000	10,000	110,000	110,000	-100.00%
Beach Restoration						
C2504 Groyne Construction	0	8,026	8,026	48,150	48,150	-100.00%
C2512 Sand Re-Nourishment	261	19,734	19,734	118,410	118,410	-98.68%
C2520 Coastal Protection Works	0	7,500	7,500	45,000	45,000	-100.00%
C2525 Wonnerup Groynes 3, 5, & 6	0	50,000	50,000	300,000	300,000	-100.00%
C2526 Baudin/ Wonnerup Groynes	0	50,000	50,000	300,000	300,000	-100.00%
C2527 Storm Damage Renewal of Infrastructure	0	15,834	15,834	95,000	95,000	-100.00%
	261	151,094	151,094	906,560	906,560	-99.83%
Parks, Gardens & Reserves						
C3006 Playgrounds General - Replacement of playground equipment	0	0	0	15,000	15,000	0.00%
C3007 Park Furniture Replacement - Replace aged & unsafe Equip	0	0	0	43,000	43,000	0.00%
C3024 Dunsborough Oval - Lighting Upgrade	0	9,166	9,166	55,000	55,000	-100.00%
C3048 BBQ Placement and Replacement	0	2,166	2,166	13,000	13,000	-100.00%
C3122 Rails to Trails	282	41,454	41,454	248,723	248,723	-99.32%
C3131 Elijah Circle POS	0	4,104	4,104	24,620	24,620	-100.00%
C3143 NCC Infrastructure	3,039	506	506	3,039	3,039	500.59%
C3145 Churchill Park	1,281	31,472	31,472	188,837	188,837	-95.93%
C3146 Dunsborough Town Centre	320	14,576	14,576	87,457	87,457	-97.81%
C3154 Administration Building Landscaping Works	1,965	3,334	3,334	20,000	20,000	-41.07%
C3157 Port Geographe - Layman Road Native Tree Planting	11,288	5,526	5,526	33,158	33,158	104.28%
C3158 Port Geographe - Casuarina Replacements on Layman Road	0	3,516	3,516	21,100	21,100	-100.00%
C3159 Port Geographe - Burgees Cove (Western Side of Bridge)	0	15,424	15,424	92,543	92,543	-100.00%
C3160 Port Geographe - Reticulated POS at Layman Rd R/About	0	47,752	47,752	286,513	286,513	-100.00%
C3163 Port Geographe - Outstanding Minor Repairs	0	5,000	5,000	30,000	30,000	-100.00%
C3164 Port Geographe - Reticulation Upgrade Scheme to Bore Water	90,632	55,488	55,488	332,927	332,927	63.34%
C3166 Vasse River Foreshore - Bridge to Bridge	173	11,052	11,052	94,317	94,317	-98.44%
C3174 Old Broadwater Farm Drink Fountain	0	0	0	5,000	5,000	0.00%
C3175 Currawong Drive Drink Fountain	0	0	0	5,000	5,000	0.00%
C3176 Coastal Fencing	0	1,666	1,666	10,000	10,000	-100.00%
C3177 Shade Sail Program	0	16,666	16,666	100,000	100,000	-100.00%
C3178 Ping Pong Facility at Foreshore	0	0	0	10,000	10,000	0.00%
C3184 Rotary Park Entry Gateway Landscape Upgrade	0	0	0	13,500	13,500	0.00%
C3185 Foreshore Skate Park Seating	0	0	0	26,000	26,000	0.00%
C3186 Lou Weston Oval - Courts	4,100	116,666	116,666	700,000	700,000	-96.49%
C3187 Port Geographe Reticulation Upgrades	0	10,834	10,834	65,000	65,000	-100.00%

City of BusseltonCapital Acquisition ReportProperty, Plant & Equipment, InfrastructureFor the Period Ended 31 August 2018

Description	2018/19 Actual	2018/19 Amended Budget YTD	2018/19 Original Budget YTD	2018/19 Amended Budget	2018/19 Original Budget	2018/19 Budget YTD Variance
C3188 Port Geographe Capital Replacement and Tree Planting	1,684	4,166	4,166	25,000	25,000	-59.59%
C3190 Mobile Grand Stands	0	5,000	5,000	30,000	30,000	-100.00%
	114,763	405,534	405,534	2,578,734	2,578,734	-71.70%
Cemetery Capital Works						
C1604 Pioneer Cemetery Infrastructure Upgrades	0	8,666	8,666	52,000	52,000	-100.00%
C1605 Busselton Cemetery Infrastructure Upgrades	0	0	0	100,000	100,000	0.00%
C1609 Pioneer Cemetery - Implement Conservation Plan	0	3,334	3,334	20,000	20,000	-100.00%
	0	12,000	12,000	172,000	172,000	-100.00%
Beach Front Infrastructure Works						
C1755 Dunsborough Beach Enclosure Net Replacement	0	0	0	90,000	90,000	0.00%
C1758 Beach Access Stairs - Bay View Crescent	0	0	0	21,000	21,000	0.00%
C1760 King Street Reserve - Park Upgrade (Coastal Node)	0	0	0	77,500	77,500	0.00%
	0	0	0	188,500	188,500	0.00%
Aged Housing - Infrastructure Works						
C3451 Aged Housing Infrastructure (Upgrade)	0	2,220	2,220	13,300	13,300	-100.00%
	0	2,220	2,220	13,300	13,300	-100.00%
Sanitation Infrastructure						
C3479 Vidler Road Waste Site Capital Improvements	715	67,292	67,292	403,750	403,750	-98.94%
C3481 Transfer Station Development	173	73,722	73,722	442,340	442,340	-99.77%
C3485 Site Rehabilitation - Busselton	9,457	175,000	175,000	1,050,000	1,050,000	-94.60%
	10,346	316,014	316,014	1,896,090	1,896,090	-96.73%
Airport Development						
C6086 Airport Construction - Air Freight Hub Stage 1	0	500,000	500,000	3,000,000	3,000,000	-100.00%
C6087 Airport Construction Stage 2, Landside Civils & Services Inf	878,282	115,194	115,194	691,170	691,170	662.44%
C6091 Airport Construction Stage 2, Noise Management Plan	0	144,926	144,926	869,550	869,550	-100.00%
C6092 Airport Construction Stage 2, Airfield	0	191,666	191,666	1,150,000	1,150,000	-100.00%
C6095 Airport Construction Stage 2, External Services	110,480	383,334	383,334	2,300,000	2,300,000	-71.18%
C6099 Airport Development - Project Expenses	228,392	337,148	337,148	1,892,760	1,892,760	-32.26%
	1,217,154	1,672,268	1,672,268	9,903,480	9,903,480	-27.22%
Main Roads						
S0022 Floodgate Road	129	5,166	5,166	31,000	31,000	-97.50%
S0035 Strelly Street / Barlee Street Roundabout	789	75,000	75,000	450,000	450,000	-98.95%
S0051 Causeway Road / Rosemary Drive Roundabout	5,220	125,000	125,000	750,000	750,000	-95.82%
S0064 Peel Terrace (Stanley Pl/Cammilleri St Intersection Upgrade)	69,766	102,172	102,172	613,033	613,033	-31.72%
S0066 Queen Street	2,140	8,808	8,808	52,846	52,846	-75.70%
S0067 Layman Road - Reconstruction Between 3250 and 6190	20,825	25,414	25,414	152,487	152,487	-18.06%
S0068 Georgiana Molloy Bus Bay Facilities	13,973	0	0	197,286	197,286	0.00%
S0069 Peel Terrace (Brown Street Intersection Upgrades)	200	41,666	41,666	250,000	250,000	-99.52%
S0317 Naturaliste Terrace Asphalt Overlay	0	25,514	25,514	153,080	153,080	-100.00%
S0318 Bentley Road Reseal	129	4,500	4,500	27,000	27,000	-97.13%
S0319 Webster Road Reseal	172	5,166	5,166	31,000	31,000	-96.66%
S0320 Ballarat Road Reseal	129	12,500	12,500	75,000	75,000	-98.97%
	113,474	430,906	430,906	2,782,732	2,782,732	-73.67%
Black Spot						
V0002 Eastern Link - Busselton Traffic Study	8,255	483,334	483,334	2,900,000	2,900,000	-98.29%
	8,255	483,334	483,334	2,900,000	2,900,000	-98.29%
Council Roads Initiative						
W0005 Kaloorup Road	0	6,418	6,418	38,500	38,500	-100.00%
W0016 Hairpin Road	0	14,166	14,166	85,000	85,000	-100.00%
W0026 Yoongarillup Road	933	148,334	148,334	890,000	890,000	-99.37%
W0055 Lindberg Road	22,309	28,916	28,916	173,500	173,500	-22.85%
W0058 Quininup Road	25,937	13,168	13,168	79,000	79,000	96.97%
W0074 Chapman Hill Road	129	5,902	5,902	35,400	35,400	-97.81%
W0084 Vasse Yallingup Siding Road	0	3,366	3,366	20,200	20,200	-100.00%
W0136 DAIP Issues District ACROD Bays, ramps, signs etc	0	6,696	6,696	40,173	40,173	-100.00%
W0176 Signage (Alternate CBD Entry)	0	3,300	3,300	19,796	19,796	-100.00%

City of BusseltonCapital Acquisition ReportProperty, Plant & Equipment, InfrastructureFor the Period Ended 31 August 2018

Description	2018/19 Actual	2018/19 Amended Budget YTD	2018/19 Original Budget YTD	2018/19 Amended Budget	2018/19 Original Budget	2018/19 Budget YTD Variance
W0183 Carter Road	756	4,336	4,336	26,000	26,000	-82.56%
W0190 Miamup Road	0	2,700	2,700	16,200	16,200	-100.00%
W0192 Valley Road	0	7,806	7,806	46,840	46,840	-100.00%
W0195 Yallingup Beach Road	0	3,334	3,334	20,000	20,000	-100.00%
W0204 Greenfield Road (Loop) - One way layout	0	9,120	9,120	54,720	54,720	-100.00%
W0209 Layman Road Re-Shouldering	16,362	8,334	8,334	50,000	50,000	96.33%
W0210 Lewis Road Gravel Resheet	4,965	6,000	6,000	36,000	36,000	-17.25%
W0211 Koorabin Drive Stage 2	0	8,334	8,334	50,000	50,000	-100.00%
W0212 Hamilton Way Asphalt Overlay	928	46,836	46,836	281,000	281,000	-98.02%
W0213 Forsythe Place Asphalt Overlay	513	17,732	17,732	106,400	106,400	-97.11%
W0214 McGregor Place Asphalt Overlay	760	7,984	7,984	47,900	47,900	-90.49%
W0215 Langridge Place Asphalt Overlay	909	13,034	13,034	78,200	78,200	-93.03%
W0216 Fredrick Street Partial Reconstruction	0	6,670	6,670	40,000	40,000	-100.00%
W0217 Russell Street Asphalt Overlay & Footpath	4,677	13,166	13,166	79,000	79,000	-64.48%
W0218 Herring Street Asphalt Overlay & Footpath	70	11,168	11,168	67,000	67,000	-99.37%
W0219 Wakeford Street Asphalt Overlay	334	11,118	11,118	66,700	66,700	-96.99%
W0220 Mann Street Asphalt Overlay	1,678	3,316	3,316	19,900	19,900	-49.40%
W0221 Eagle Bay Meelup Road Reseal	0	2,504	2,504	15,000	15,000	-100.00%
W0222 Neville Hyder Drive & Vasse Hwy Intersection	107,297	47,834	47,834	287,000	287,000	124.31%
W0223 Reading Street Reconstruction and Widen	317	30,834	30,834	185,000	185,000	-98.97%
W0224 Jones Way Asphalt Overlay	0	59,168	59,168	355,000	355,000	-100.00%
W0225 College Avenue Reconstruction	0	15,334	15,334	92,000	92,000	-100.00%
W0226 Vickery/O'Donnell Asphalt Overlay	0	8,688	8,688	52,132	52,132	-100.00%
W0227 William Drive Asphalt Overlay	0	38,050	38,050	228,310	228,310	-100.00%
W0228 Gaia Close Asphalt Overlay	0	7,900	7,900	47,400	47,400	-100.00%
W0229 Tom Cullity Drive Second Coat Seal	0	16,170	16,170	97,000	97,000	-100.00%
	188,874	637,736	637,736	3,826,271	3,826,271	-70.38%
Sub-Total Infrastructure	2,248,917	5,856,008	5,856,008	36,804,070	36,804,070	-61.60%
Grand Total - Capital Acquisitions	2,529,733	9,373,956	9,373,956	60,669,830	60,669,830	

City of BusseltonReserves Movement ReportFor The Period Ending 31 August 2018

	2018/2019 Actual	2018/2019 Amended Budget YTD	2018/2019 Original Budget YTD	2018/2019 Amended Budget	2018/2019 Original Budget	2017/2018 Actual
	\$	\$	\$	\$	\$	\$
100 Airport Infrastructure Renewal and Replacement Reserve						
Accumulated Reserves at Start of Year	1,325,501.46	1,325,501.46	1,325,501.46	1,325,501.46	1,325,501.46	1,428,767.68
Interest transfer to Reserves	6,150.30	4,144.00	4,144.00	24,864.00	24,864.00	36,998.87
Transfer from Muni	0.00	89,408.00	89,408.00	536,450.00	536,450.00	452,365.03
Transfer to Muni	0.00	0.00	0.00	(231,630.00)	(231,630.00)	(592,630.12)
	1,331,651.76	1,419,053.46	1,419,053.46	1,655,185.46	1,655,185.46	1,325,501.46
136 Airport Marketing Reserve						
Accumulated Reserves at Start of Year	1,583,014.10	1,583,014.10	1,583,014.10	1,583,014.10	1,583,014.10	912,986.35
Interest transfer to Reserves	6,474.82	4,950.00	4,950.00	29,700.00	29,700.00	39,347.10
Transfer from Muni	1,500,000.00	16,206.00	16,206.00	1,708,245.00	1,708,245.00	630,680.65
Transfer to Muni	0.00	0.00	0.00	(1,590,287.00)	(1,590,287.00)	0.00
	3,089,488.92	1,604,170.10	1,604,170.10	1,730,672.10	1,730,672.10	1,583,014.10
143 Airport Noise Mitigation Reserve						
Transfer from Muni	869,550.00	0.00	0.00	869,550.00	869,550.00	0.00
Transfer to Muni	0.00	0.00	0.00	(869,550.00)	(869,550.00)	0.00
	869,550.00	0.00	0.00	0.00	0.00	0.00
148 Airport Existing Terminal Building Reserve						
Transfer from Muni	0.00	0.00	0.00	39,000.00	39,000.00	0.00
	0.00	0.00	0.00	39,000.00	39,000.00	0.00
106 Building Reserve						
Accumulated Reserves at Start of Year	1,193,933.21	1,193,933.21	1,193,933.21	1,193,933.21	1,193,933.21	1,159,783.82
Interest transfer to Reserves	5,063.88	3,732.00	3,732.00	22,392.00	22,392.00	28,040.78
Transfer from Muni	0.00	60,244.00	60,244.00	868,472.18	868,472.18	28,783.76
Transfer to Muni	0.00	0.00	0.00	(661,918.00)	(661,918.00)	(22,675.15)
	1,198,997.09	1,257,909.21	1,257,909.21	1,422,879.39	1,422,879.39	1,193,933.21
404 Barnard Park Sports Pavilion Building Reserve						
Transfer from Muni	0.00	1,750.00	1,750.00	10,500.00	10,500.00	0.00
	0.00	1,750.00	1,750.00	10,500.00	10,500.00	0.00
405 Railway House Building Reserve						
Transfer from Muni	0.00	2,750.00	2,750.00	16,500.00	16,500.00	0.00
	0.00	2,750.00	2,750.00	16,500.00	16,500.00	0.00
406 Youth and Community Activities Building Reserve						
Transfer from Muni	0.00	7,500.00	7,500.00	45,000.00	45,000.00	0.00
	0.00	7,500.00	7,500.00	45,000.00	45,000.00	0.00
407 Busselton Library Building Reserve						
Transfer from Muni	0.00	6,400.00	6,400.00	83,580.00	83,580.00	0.00
Transfer to Muni	0.00	0.00	0.00	(11,000.00)	(11,000.00)	0.00
	0.00	6,400.00	6,400.00	72,580.00	72,580.00	0.00
131 Busselton Community Resource Centre						
Accumulated Reserves at Start of Year	156,653.93	156,653.93	156,653.93	156,653.93	156,653.93	123,721.93
Interest transfer to Reserves	711.29	490.00	490.00	2,940.00	2,940.00	3,331.16
Transfer from Muni	0.00	0.00	0.00	29,433.00	29,433.00	29,600.84
	157,365.22	157,143.93	157,143.93	189,026.93	189,026.93	156,653.93
408 Busselton Jetty Tourist Park Reserve						
Transfer from Muni	0.00	36,378.00	36,378.00	218,272.00	218,272.00	0.00
Transfer to Muni	0.00	0.00	0.00	(214,400.00)	(214,400.00)	0.00
	0.00	36,378.00	36,378.00	3,872.00	3,872.00	0.00
409 Geopraphe Leisure Centre Building Reserve						
Transfer from Muni	0.00	36,666.00	36,666.00	476,640.00	476,640.00	0.00
Transfer to Muni	0.00	0.00	0.00	(290,000.00)	(290,000.00)	0.00
	0.00	36,666.00	36,666.00	186,640.00	186,640.00	0.00

City of BusseltonReserves Movement ReportFor The Period Ending 31 August 2018

	2018/2019 Actual	2018/2019 Amended Budget YTD	2018/2019 Original Budget YTD	2018/2019 Amended Budget	2018/2019 Original Budget	2017/2018 Actual
	\$	\$	\$	\$	\$	\$
331 Joint Venture Aged Housing Reserve						
Accumulated Reserves at Start of Year	997,854.77	997,854.77	997,854.77	997,854.77	997,854.77	874,987.03
Interest transfer to Reserves	4,350.78	3,120.00	3,120.00	18,720.00	18,720.00	23,462.75
Transfer from Muni	0.00	29,466.00	29,466.00	176,800.00	176,800.00	124,404.99
Transfer to Muni	0.00	0.00	0.00	(121,500.00)	(121,500.00)	(25,000.00)
	1,002,205.55	1,030,440.77	1,030,440.77	1,071,874.77	1,071,874.77	997,854.77
403 Aged Housing Resident Funded (Council)						
Accumulated Reserves at Start of Year	186,717.69	186,717.69	186,717.69	186,717.69	186,717.69	175,334.77
Interest transfer to Reserves	833.52	584.00	584.00	3,504.00	3,504.00	4,514.14
Transfer from Muni	0.00	0.00	0.00	0.00	0.00	6,868.78
Transfer to Muni	0.00	0.00	0.00	(66,200.00)	(66,200.00)	0.00
	187,551.21	187,301.69	187,301.69	124,021.69	124,021.69	186,717.69
410 Naturaliste Community Centre Building Reserve						
Transfer from Muni	0.00	16,666.00	16,666.00	159,078.00	159,078.00	0.00
Transfer to Muni	0.00	0.00	0.00	(100,000.00)	(100,000.00)	0.00
	0.00	16,666.00	16,666.00	59,078.00	59,078.00	0.00
411 Civic and Administration Building Reserve						
Transfer from Muni	0.00	30,834.00	30,834.00	185,000.00	185,000.00	0.00
	0.00	30,834.00	30,834.00	185,000.00	185,000.00	0.00
110 Jetty Maintenance Reserve						
Accumulated Reserves at Start of Year	4,193,450.51	4,193,450.51	4,193,450.51	4,193,450.51	4,193,450.51	3,158,774.78
Interest transfer to Reserves	20,309.45	13,110.00	13,110.00	78,660.00	78,660.00	84,237.74
Transfer from Muni	0.00	0.00	0.00	1,249,044.00	1,249,044.00	1,199,232.64
Transfer to Muni	0.00	(60,000.00)	(60,000.00)	(1,552,610.00)	(1,552,610.00)	(248,794.65)
	4,213,759.96	4,146,560.51	4,146,560.51	3,968,544.51	3,968,544.51	4,193,450.51
150 Jetty Self Insurance Reserve						
Transfer from Muni	0.00	60,000.00	60,000.00	360,000.00	360,000.00	0.00
	0.00	60,000.00	60,000.00	360,000.00	360,000.00	0.00
222 Asset Depreciation Reserve						
Accumulated Reserves at Start of Year	563,412.18	563,412.18	563,412.18	563,412.18	563,412.18	570,623.01
Interest transfer to Reserves	2,357.71	1,762.00	1,762.00	10,572.00	10,572.00	13,499.02
Transfer to Muni	0.00	0.00	0.00	(573,984.18)	(573,984.18)	(20,709.85)
	565,769.89	565,174.18	565,174.18	0.00	0.00	563,412.18
223 Road Asset Renewal Reserve						
Accumulated Reserves at Start of Year	1,299,765.50	1,299,765.50	1,299,765.50	1,299,765.50	1,299,765.50	505,707.47
Interest transfer to Reserves	4,610.95	4,064.00	4,064.00	24,384.00	24,384.00	33,919.73
Transfer from Muni	0.00	425,160.00	425,160.00	2,550,956.00	2,550,956.00	2,200,270.00
Transfer to Muni	0.00	(40,690.00)	(40,690.00)	(3,875,096.00)	(3,875,096.00)	(1,440,131.70)
	1,304,376.45	1,688,299.50	1,688,299.50	9.50	9.50	1,299,765.50
224 Footpath/ Cycle Ways Reserve						
Transfer from Muni	0.00	38,652.00	38,652.00	231,906.00	231,906.00	0.00
Transfer to Muni	0.00	0.00	0.00	(231,906.00)	(231,906.00)	0.00
	0.00	38,652.00	38,652.00	0.00	0.00	0.00
115 Plant Replacement Reserve						
Accumulated Reserves at Start of Year	2,185,395.64	2,185,395.64	2,185,395.64	2,185,395.64	2,185,395.64	2,325,777.71
Interest transfer to Reserves	7,181.93	6,832.00	6,832.00	40,992.00	40,992.00	57,071.07
Transfer from Muni	0.00	140,932.00	140,932.00	845,588.00	845,588.00	751,597.95
Transfer to Muni	0.00	0.00	0.00	(2,179,650.00)	(2,179,650.00)	(949,051.09)
	2,192,577.57	2,333,159.64	2,333,159.64	892,325.64	892,325.64	2,185,395.64
137 Busselton Traffic Study Implementation Reserve						
Accumulated Reserves at Start of Year	432,138.26	432,138.26	432,138.26	432,138.26	432,138.26	0.00
Interest transfer to Reserves	2,053.03	1,352.00	1,352.00	8,112.00	8,112.00	7,153.02
Transfer from Muni	0.00	210,178.00	210,178.00	1,211,110.00	1,211,110.00	501,952.00
Transfer to Muni	0.00	0.00	0.00	(1,650,000.00)	(1,650,000.00)	(76,966.76)
	434,191.29	643,668.26	643,668.26	1,360.26	1,360.26	432,138.26

City of BusseltonReserves Movement Report

For The Period Ending 31 August 2018

	2018/2019 Actual	2018/2019 Amended Budget YTD	2018/2019 Original Budget YTD	2018/2019 Amended Budget	2018/2019 Original Budget	2017/2018 Actual
	\$	\$	\$	\$	\$	\$
132 CBD Enhancement Reserve						
Accumulated Reserves at Start of Year	122,490.23	122,490.23	122,490.23	122,490.23	122,490.23	84,897.67
Interest transfer to Reserves	563.39	382.00	382.00	2,292.00	2,292.00	2,472.56
Transfer from Muni	0.00	0.00	0.00	45,000.00	45,000.00	35,120.00
Transfer to Muni	0.00	0.00	0.00	(120,000.00)	(120,000.00)	0.00
	123,053.62	122,872.23	122,872.23	49,782.23	49,782.23	122,490.23
127 New Infrastructure Development Reserve						
Accumulated Reserves at Start of Year	1,834,714.76	1,834,714.76	1,834,714.76	1,834,714.76	1,834,714.76	2,033,639.44
Interest transfer to Reserves	7,061.18	5,736.00	5,736.00	34,416.00	34,416.00	51,007.57
Transfer from Muni	0.00	68,490.00	68,490.00	410,941.00	410,941.00	653,105.00
Transfer to Muni	0.00	0.00	0.00	(1,470,740.00)	(1,470,740.00)	(903,037.25)
	1,841,775.94	1,908,940.76	1,908,940.76	809,331.76	809,331.76	1,834,714.76
141 CPA Infrastructure Road Upgrades Reserve						
Accumulated Reserves at Start of Year	225,574.67	225,574.67	225,574.67	225,574.67	225,574.67	0.00
Interest transfer to Reserves	975.46	706.00	706.00	4,236.00	4,236.00	4,804.44
Transfer from Muni	0.00	0.00	0.00	0.00	0.00	220,770.23
	226,550.13	226,280.67	226,280.67	229,810.67	229,810.67	225,574.67
114 City Car Parking and Access Reserve						
Accumulated Reserves at Start of Year	875,925.14	875,925.14	875,925.14	875,925.14	875,925.14	623,501.69
Interest transfer to Reserves	3,589.37	2,738.00	2,738.00	16,428.00	16,428.00	19,219.69
Transfer from Muni	0.00	89,672.00	89,672.00	538,024.00	538,024.00	440,050.00
Transfer to Muni	0.00	0.00	0.00	(1,312,249.00)	(1,312,249.00)	(206,846.24)
	879,514.51	968,335.14	968,335.14	118,128.14	118,128.14	875,925.14
107 Corporate IT System Programme						
Accumulated Reserves at Start of Year	78,625.03	78,625.03	78,625.03	78,625.03	78,625.03	125,981.19
Interest transfer to Reserves	148.85	246.00	246.00	1,476.00	1,476.00	2,966.44
Transfer to Muni	0.00	0.00	0.00	0.00	0.00	(50,322.60)
	78,773.88	78,871.03	78,871.03	80,101.03	80,101.03	78,625.03
133 Election, Valuation and Corporate Expenses Reserve						
Accumulated Reserves at Start of Year	149,557.64	149,557.64	149,557.64	149,557.64	149,557.64	331,552.54
Interest transfer to Reserves	(236.15)	468.00	468.00	2,808.00	2,808.00	9,521.18
Transfer from Muni	0.00	58,490.00	58,490.00	350,949.00	350,949.00	177,904.00
Transfer to Muni	0.00	0.00	0.00	(10,300.00)	(10,300.00)	(369,420.08)
	149,321.49	208,515.64	208,515.64	493,014.64	493,014.64	149,557.64
111 Legal Expenses Reserve						
Accumulated Reserves at Start of Year	557,904.00	557,904.00	557,904.00	557,904.00	557,904.00	544,831.88
Interest transfer to Reserves	2,412.56	1,744.00	1,744.00	10,464.00	10,464.00	13,072.12
Transfer to Muni	0.00	0.00	0.00	(30,000.00)	(30,000.00)	0.00
	560,316.56	559,648.00	559,648.00	538,368.00	538,368.00	557,904.00
202 Long Service Leave Reserve						
Accumulated Reserves at Start of Year	3,111,698.09	3,111,698.09	3,111,698.09	3,111,698.09	3,111,698.09	2,763,368.00
Interest transfer to Reserves	25,275.80	9,728.00	9,728.00	58,368.00	58,368.00	56,523.18
Transfer from Muni	0.00	41,666.00	41,666.00	250,000.00	250,000.00	676,352.91
Transfer to Muni	0.00	0.00	0.00	(606,308.00)	(606,308.00)	(384,546.00)
	3,136,973.89	3,163,092.09	3,163,092.09	2,813,758.09	2,813,758.09	3,111,698.09
203 Professional Development Reserve						
Accumulated Reserves at Start of Year	113,024.66	113,024.66	113,024.66	113,024.66	113,024.66	95,329.27
Interest transfer to Reserves	330.82	354.00	354.00	2,124.00	2,124.00	3,023.86
Transfer from Muni	0.00	11,666.00	11,666.00	70,000.00	70,000.00	75,000.00
Transfer to Muni	0.00	0.00	0.00	(70,000.00)	(70,000.00)	(60,328.47)
	113,355.48	125,044.66	125,044.66	115,148.66	115,148.66	113,024.66
204 Sick Pay Incentive Reserve						
Accumulated Reserves at Start of Year	175,935.04	175,935.04	175,935.04	175,935.04	175,935.04	146,379.59
Interest transfer to Reserves	1,429.09	550.00	550.00	3,300.00	3,300.00	2,902.35
Transfer from Muni	0.00	0.00	0.00	0.00	0.00	80,588.53
Transfer to Muni	0.00	0.00	0.00	(70,000.00)	(70,000.00)	(53,935.43)
	177,364.13	176,485.04	176,485.04	109,235.04	109,235.04	175,935.04

City of BussetonReserves Movement ReportFor The Period Ending 31 August 2018

	2018/2019 Actual	2018/2019 Amended YTD Budget	2018/2019 Original Budget YTD	2018/2019 Amended Budget	2018/2019 Original Budget	2017/2018 Actual
	\$	\$	\$	\$	\$	\$
124 Workers Compensation Contingency Reserve						
Accumulated Reserves at Start of Year	356,227.48	356,227.48	356,227.48	356,227.48	356,227.48	322,008.37
Interest transfer to Reserves	1,493.68	1,114.00	1,114.00	6,684.00	6,684.00	8,469.11
Transfer from Muni	0.00	0.00	0.00	0.00	0.00	50,750.00
Transfer to Muni	0.00	0.00	0.00	(60,000.00)	(60,000.00)	(25,000.00)
	357,721.16	357,341.48	357,341.48	302,911.48	302,911.48	356,227.48
302 Community Facilities - City District						
Accumulated Reserves at Start of Year	2,303,095.83	2,303,095.83	2,303,095.83	2,303,095.83	2,303,095.83	2,103,562.86
Interest transfer to Reserves	10,087.15	7,200.00	7,200.00	43,200.00	43,200.00	49,430.64
Transfer from Muni	45,956.00	98,980.00	98,980.00	593,880.00	593,880.00	381,473.53
Transfer to Muni	0.00	0.00	0.00	(643,415.00)	(643,415.00)	(231,371.20)
	2,359,138.98	2,409,275.83	2,409,275.83	2,296,760.83	2,296,760.83	2,303,095.83
304 Community Facilities - Broadwater						
Accumulated Reserves at Start of Year	138,048.48	138,048.48	138,048.48	138,048.48	138,048.48	108,039.51
Interest transfer to Reserves	596.98	432.00	432.00	2,592.00	2,592.00	2,907.17
Transfer from Muni	0.00	4,836.00	4,836.00	29,020.00	29,020.00	27,101.80
	138,645.46	143,316.48	143,316.48	169,660.48	169,660.48	138,048.48
303 Community Facilities - Busseton						
Accumulated Reserves at Start of Year	34,546.40	34,546.40	34,546.40	34,546.40	34,546.40	93,422.75
Interest transfer to Reserves	149.39	108.00	108.00	648.00	648.00	461.74
Transfer from Muni	0.00	8,428.00	8,428.00	50,560.00	50,560.00	21,731.91
Transfer to Muni	0.00	0.00	0.00	(20,000.00)	(20,000.00)	(81,070.00)
	34,695.79	43,082.40	43,082.40	65,754.40	65,754.40	34,546.40
305 Community Facilities - Dunsborough						
Accumulated Reserves at Start of Year	166,327.12	166,327.12	166,327.12	166,327.12	166,327.12	147,095.42
Interest transfer to Reserves	767.43	520.00	520.00	3,120.00	3,120.00	3,714.84
Transfer from Muni	8,766.80	13,100.00	13,100.00	78,600.00	78,600.00	15,516.86
	175,861.35	179,947.12	179,947.12	248,047.12	248,047.12	166,327.12
311 Community Facilities - Dunsborough Lakes Estate						
Accumulated Reserves at Start of Year	525,105.39	525,105.39	525,105.39	525,105.39	525,105.39	153,792.54
Interest transfer to Reserves	2,270.73	1,642.00	1,642.00	9,852.00	9,852.00	9,041.85
Transfer from Muni	0.00	81,296.00	81,296.00	487,780.00	487,780.00	362,271.00
	527,376.12	608,043.39	608,043.39	1,022,737.39	1,022,737.39	525,105.39
306 Community Facilities - Geographe						
Accumulated Reserves at Start of Year	95,061.38	95,061.38	95,061.38	95,061.38	95,061.38	55,970.01
Interest transfer to Reserves	412.39	298.00	298.00	1,788.00	1,788.00	1,777.79
Transfer from Muni	169.65	1,028.00	1,028.00	6,170.00	6,170.00	37,313.58
	95,643.42	96,387.38	96,387.38	103,019.38	103,019.38	95,061.38
310 Community Facilities - Port Geographe						
Accumulated Reserves at Start of Year	335,116.76	335,116.76	335,116.76	335,116.76	335,116.76	327,264.72
Interest transfer to Reserves	1,449.15	1,048.00	1,048.00	6,288.00	6,288.00	7,852.04
	336,565.91	336,164.76	336,164.76	341,404.76	341,404.76	335,116.76
309 Community Facilities - Vasse						
Accumulated Reserves at Start of Year	589,760.45	589,760.45	589,760.45	589,760.45	589,760.45	901,072.26
Interest transfer to Reserves	2,419.32	1,844.00	1,844.00	11,064.00	11,064.00	17,542.06
Transfer from Muni	0.00	75,910.00	75,910.00	455,460.00	455,460.00	6,666.62
Transfer to Muni	0.00	0.00	0.00	0.00	0.00	(335,520.49)
	592,179.77	667,514.45	667,514.45	1,056,284.45	1,056,284.45	589,760.45
308 Community Facilities - Airport North						
Accumulated Reserves at Start of Year	2,826,296.71	2,826,296.71	2,826,296.71	2,826,296.71	2,826,296.71	2,760,074.43
Interest transfer to Reserves	12,221.84	8,836.00	8,836.00	53,016.00	53,016.00	66,222.28
Transfer from Muni	0.00	35,348.00	35,348.00	212,080.00	212,080.00	0.00
	2,838,518.55	2,870,480.71	2,870,480.71	3,091,392.71	3,091,392.71	2,826,296.71

City of BusseltonReserves Movement Report

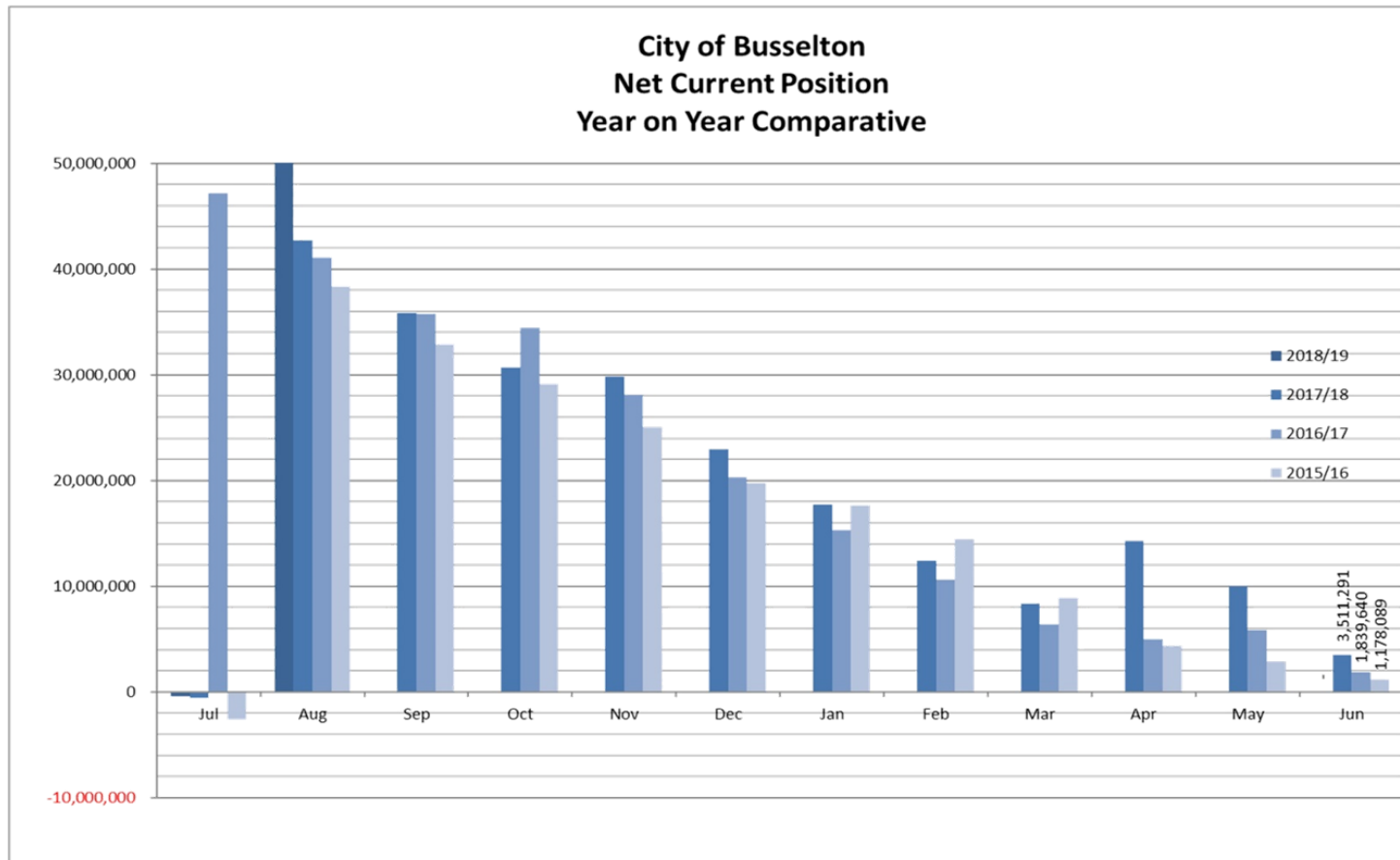
For The Period Ending 31 August 2018

	2018/2019 Actual	2018/2019 Amended Budget YTD	2018/2019 Original Budget YTD	2018/2019 Amended Budget	2018/2019 Original Budget	2017/2018 Actual
	\$	\$	\$	\$	\$	\$
130 Locke Estate Reserve						
Accumulated Reserves at Start of Year	0.00	0.00	0.00	0.00	0.00	129,971.14
Interest transfer to Reserves	0.00	0.00	0.00	0.00	0.00	2,963.03
Transfer from Muni	0.00	10,666.00	10,666.00	64,000.00	64,000.00	64,000.00
Transfer to Muni	0.00	0.00	0.00	(64,000.00)	(64,000.00)	(196,934.17)
	0.00	10,666.00	10,666.00	0.00	0.00	0.00
122 Port Geographe Development Reserve						
Accumulated Reserves at Start of Year	1,455,440.82	1,455,440.82	1,455,440.82	1,455,440.82	1,455,440.82	1,534,670.81
Interest transfer to Reserves	5,856.61	4,550.00	4,550.00	27,300.00	27,300.00	35,863.99
Transfer from Muni	0.00	8,334.00	8,334.00	50,000.00	50,000.00	0.00
Transfer to Muni	0.00	0.00	0.00	(999,781.00)	(999,781.00)	(115,093.98)
	1,461,297.43	1,468,324.82	1,468,324.82	532,959.82	532,959.82	1,455,440.82
123 Port Geographe Waterways Managment Reserve (SAR)						
Accumulated Reserves at Start of Year	3,387,485.07	3,387,485.07	3,387,485.07	3,387,485.07	3,387,485.07	3,422,821.20
Interest transfer to Reserves	14,827.62	10,590.00	10,590.00	63,540.00	63,540.00	81,230.24
Transfer from Muni	0.00	31,262.00	31,262.00	187,573.00	187,573.00	183,433.63
Transfer to Muni	0.00	0.00	0.00	(337,800.00)	(337,800.00)	(300,000.00)
	3,402,312.69	3,429,337.07	3,429,337.07	3,300,798.07	3,300,798.07	3,387,485.07
126 Provence Landscape Maintenance Reserve (SAR)						
Accumulated Reserves at Start of Year	1,101,707.78	1,101,707.78	1,101,707.78	1,101,707.78	1,101,707.78	1,001,808.42
Interest transfer to Reserves	4,598.92	3,444.00	3,444.00	20,664.00	20,664.00	26,306.82
Transfer from Muni	0.00	27,796.00	27,796.00	166,778.00	166,778.00	163,821.22
Transfer to Muni	0.00	0.00	0.00	(162,645.00)	(162,645.00)	(90,228.68)
	1,106,306.70	1,132,947.78	1,132,947.78	1,126,504.78	1,126,504.78	1,101,707.78
128 Vasse Newtown Landscape Maintenance Reserve (SAR)						
Accumulated Reserves at Start of Year	535,722.24	535,722.24	535,722.24	535,722.24	535,722.24	485,466.16
Interest transfer to Reserves	1,980.19	1,674.00	1,674.00	10,044.00	10,044.00	13,173.43
Transfer from Muni	0.00	28,398.00	28,398.00	170,390.00	170,390.00	168,932.54
Transfer to Muni	0.00	0.00	0.00	(174,860.00)	(174,860.00)	(131,849.89)
	537,702.43	565,794.24	565,794.24	541,296.24	541,296.24	535,722.24
138 CPA Bushfire Facilities Reserve						
Accumulated Reserves at Start of Year	55,861.58	55,861.58	55,861.58	55,861.58	55,861.58	0.00
Interest transfer to Reserves	241.55	174.00	174.00	1,044.00	1,044.00	1,189.78
Transfer from Muni	0.00	0.00	0.00	0.00	0.00	54,671.80
	56,103.13	56,035.58	56,035.58	56,905.58	56,905.58	55,861.58
139 CPA Community Facilities Dunsborough Lakes South Reserve						
Accumulated Reserves at Start of Year	70,848.15	70,848.15	70,848.15	70,848.15	70,848.15	0.00
Interest transfer to Reserves	306.37	222.00	222.00	1,332.00	1,332.00	1,508.95
Transfer from Muni	0.00	0.00	0.00	0.00	0.00	69,339.20
	71,154.52	71,070.15	71,070.15	72,180.15	72,180.15	70,848.15
140 CPA Community Facilities South Biddle Precinct Reserve						
Accumulated Reserves at Start of Year	1,030,368.46	1,030,368.46	1,030,368.46	1,030,368.46	1,030,368.46	0.00
Interest transfer to Reserves	4,455.65	3,222.00	3,222.00	19,332.00	19,332.00	26,544.32
Transfer from Muni	0.00	0.00	0.00	0.00	0.00	1,003,824.14
Transfer to Muni	0.00	0.00	0.00	(200,000.00)	(200,000.00)	0.00
	1,034,824.11	1,033,590.46	1,033,590.46	849,700.46	849,700.46	1,030,368.46
321 Busselton Area Drainage and Waterways Improvement Reserve						
Accumulated Reserves at Start of Year	548,820.67	548,820.67	548,820.67	548,820.67	548,820.67	609,789.27
Interest transfer to Reserves	2,086.11	1,716.00	1,716.00	10,296.00	10,296.00	14,630.64
Transfer to Muni	0.00	0.00	0.00	(169,317.00)	(169,317.00)	(75,599.24)
	550,906.78	550,536.67	550,536.67	389,799.67	389,799.67	548,820.67
102 Climate Adaptation Reserve						
Accumulated Reserves at Start of Year	2,472,424.34	2,472,424.34	2,472,424.34	2,472,424.34	2,472,424.34	1,900,992.93
Interest transfer to Reserves	11,379.25	7,730.00	7,730.00	46,380.00	46,380.00	50,101.34
Transfer from Muni	0.00	77,288.00	77,288.00	527,732.00	527,732.00	650,654.17
Transfer to Muni	0.00	0.00	0.00	(1,091,290.00)	(1,091,290.00)	(129,324.10)
	2,483,803.59	2,557,442.34	2,557,442.34	1,955,246.34	1,955,246.34	2,472,424.34

City of BusseltonReserves Movement Report

For The Period Ending 31 August 2018

	2018/2019 Actual	2018/2019 Amended Budget YTD	2018/2019 Original Budget YTD	2018/2019 Amended Budget	2018/2019 Original Budget	2017/2018 Actual
	\$	\$	\$	\$	\$	\$
144 Emergency Disaster Recovery Reserve						
Accumulated Reserves at Start of Year	50,000.00	50,000.00	50,000.00	50,000.00	50,000.00	0.00
Interest transfer to Reserves	406.14	156.00	156.00	936.00	936.00	0.00
Transfer from Muni	0.00	3,334.00	3,334.00	20,000.00	20,000.00	50,000.00
	<u>50,406.14</u>	<u>53,490.00</u>	<u>53,490.00</u>	<u>70,936.00</u>	<u>70,936.00</u>	<u>50,000.00</u>
145 Energy Sustainability Reserve						
Accumulated Reserves at Start of Year	100,000.00	100,000.00	100,000.00	100,000.00	100,000.00	0.00
Interest transfer to Reserves	812.29	312.00	312.00	1,872.00	1,872.00	0.00
Transfer from Muni	0.00	16,666.00	16,666.00	100,000.00	100,000.00	100,000.00
Transfer to Muni	0.00	0.00	0.00	(120,000.00)	(120,000.00)	0.00
	<u>100,812.29</u>	<u>116,978.00</u>	<u>116,978.00</u>	<u>81,872.00</u>	<u>81,872.00</u>	<u>100,000.00</u>
146 Cemetery Reserve						
Accumulated Reserves at Start of Year	100,000.00	100,000.00	100,000.00	100,000.00	100,000.00	0.00
Interest transfer to Reserves	812.29	312.00	312.00	1,872.00	1,872.00	0.00
Transfer from Muni	0.00	12,700.00	12,700.00	76,200.00	76,200.00	100,000.00
Transfer to Muni	0.00	0.00	0.00	(120,000.00)	(120,000.00)	0.00
	<u>100,812.29</u>	<u>113,012.00</u>	<u>113,012.00</u>	<u>58,072.00</u>	<u>58,072.00</u>	<u>100,000.00</u>
341 Public Art Reserve						
Accumulated Reserves at Start of Year	229,685.21	229,685.21	229,685.21	229,685.21	229,685.21	94,836.29
Interest transfer to Reserves	940.05	718.00	718.00	4,308.00	4,308.00	5,367.42
Transfer from Muni	0.00	16,666.00	16,666.00	100,000.00	100,000.00	143,481.50
Transfer to Muni	0.00	0.00	0.00	(143,000.00)	(143,000.00)	(14,000.00)
	<u>230,625.26</u>	<u>247,069.21</u>	<u>247,069.21</u>	<u>190,993.21</u>	<u>190,993.21</u>	<u>229,685.21</u>
121 Waste Management Facility and Plant Reserve						
Accumulated Reserves at Start of Year	7,881,068.17	7,881,068.17	7,881,068.17	7,881,068.17	7,881,068.17	7,578,591.65
Interest transfer to Reserves	19,603.23	24,640.00	24,640.00	147,840.00	147,840.00	201,558.61
Transfer from Muni	0.00	238,644.00	238,644.00	1,431,862.00	1,431,862.00	2,007,303.35
Transfer to Muni	(2,000,000.00)	0.00	0.00	(4,140,590.00)	(4,140,590.00)	(1,906,385.44)
	<u>5,900,671.40</u>	<u>8,144,352.17</u>	<u>8,144,352.17</u>	<u>5,320,180.17</u>	<u>5,320,180.17</u>	<u>7,881,068.17</u>
120 Strategic Projects Reserve						
Accumulated Reserves at Start of Year	226,213.20	226,213.20	226,213.20	226,213.20	226,213.20	230,336.88
Interest transfer to Reserves	869.35	706.00	706.00	4,236.00	4,236.00	5,792.39
Transfer from Muni	0.00	4,166.00	4,166.00	25,000.00	25,000.00	25,000.00
Transfer to Muni	0.00	0.00	0.00	0.00	0.00	(34,916.07)
	<u>227,082.55</u>	<u>231,085.20</u>	<u>231,085.20</u>	<u>255,449.20</u>	<u>255,449.20</u>	<u>226,213.20</u>
129 Untied Grants Reserve						
Accumulated Reserves at Start of Year	0.00	0.00	0.00	0.00	0.00	1,146,659.00
Transfer to Muni	0.00	0.00	0.00	0.00	0.00	(1,146,659.00)
	<u>0.00</u>	<u>0.00</u>	<u>0.00</u>	<u>0.00</u>	<u>0.00</u>	<u>0.00</u>
134 Civic and Administration Centre Construction Reserve						
Accumulated Reserves at Start of Year	0.00	0.00	0.00	0.00	0.00	444,863.46
Transfer to Muni	0.00	0.00	0.00	0.00	0.00	(444,863.46)
	<u>0.00</u>	<u>0.00</u>	<u>0.00</u>	<u>0.00</u>	<u>0.00</u>	<u>0.00</u>
Total Cash Back Reserves	<u>48,605,652.36</u>	<u>50,301,848.20</u>	<u>50,301,848.20</u>	<u>40,891,615.20</u>	<u>40,891,615.20</u>	<u>47,978,518.20</u>
Summary Reserves						
Accumulated Reserves at Start of Year	47,978,518.20	47,978,518.20	47,978,518.20	47,978,518.20	47,978,518.20	43,539,055.90
Interest transfer to Reserves	202,691.71	150,000.00	150,000.00	900,000.00	900,000.00	1,130,739.25
Transfer from Muni	2,424,442.45	2,274,020.00	2,274,020.00	18,369,123.18	18,369,123.18	13,971,934.16
Transfer to Muni	(2,000,000.00)	(100,690.00)	(100,690.00)	(26,356,026.18)	(26,356,026.18)	(10,663,211.11)
Closing Balance	<u>48,605,652.36</u>	<u>50,301,848.20</u>	<u>50,301,848.20</u>	<u>40,891,615.20</u>	<u>40,891,615.20</u>	<u>47,978,518.20</u>





CITY OF BUSSELTON - INVESTMENT PERFORMANCE REPORT For the month of July 2018



11am Bank Account As at 31 July 2018

INSTITUTION	RATE	AMOUNT
ANZ 11am At Call Deposit	1.45%	\$ 5,000,000

Term Deposits - Miscellaneous Funds As at 31 July 2018

INSTITUTION	RATING	DAYS	MATURITY	RATE	AMOUNT
ANZ	AA	122	03-Aug-18	2.30%	\$3,000,000
Westpac	AA	122	06-Aug-18	2.76%	\$3,000,000
NAB	AA	120	10-Aug-18	2.55%	\$4,000,000
NAB	AA	92	14-Aug-18	2.55%	\$2,000,000
Westpac	AA	92	17-Aug-18	2.67%	\$1,500,000
ANZ	AA	92	25-Aug-18	2.30%	\$3,000,000
Bankwest	AA	120	11-Sep-18	2.60%	\$4,000,000
NAB	AA	92	14-Sep-18	2.70%	\$3,000,000
NAB	AA	120	14-Sep-18	2.56%	\$2,000,000
NAB	AA	90	27-Sep-18	2.72%	\$3,000,000
Westpac	AA	122	05-Oct-18	2.76%	\$2,500,000
NAB	AA	90	08-Oct-18	2.70%	\$2,000,000
Westpac	AA	123	06-Nov-18	2.80%	\$5,000,000
ANZ	AA	123	15-Nov-18	2.65%	\$3,500,000
NAB	AA	120	20-Nov-18	2.66%	\$2,500,000
Bendigo	BBB	181	03-Dec-18	2.60%	\$3,000,000
Bendigo	BBB	183	12-Dec-18	2.75%	\$1,000,000
Westpac	AA	153	12-Dec-18	2.76%	\$4,000,000
Westpac	AA	183	22-Dec-18	2.80%	\$1,500,000

Total of Term Deposits \$ 53,500,000

Foreshore Development Funds As at 31 July 2018

WA Treasury Corp. - Overnight Cash Deposit Facility	1.45%	\$ 38,211
Please note an additional \$356,539.30 is being held within the pool of term deposit funds		
		\$ 38,211

Airport Redevelopment Funds As at 31 July 2018

WA Treasury Corp. - Overnight Cash Deposit Facility	1.45%	\$ 637,486
WA Treasury Corp. - State Bonds 306 Days 29-Jan-19	2.07%	\$ 4,210,861

Total of Airport Redevelopment Funds - WATC \$ 4,848,347

Total of Airport Redevelopment Funds - Bank Term Deposits \$ Nil

ANZ Cash Account	AA	NA	NA	1.50%	\$ 5,125,673
------------------	----	----	----	-------	--------------

Total of Airport Redevelopment Funds - Other \$ 5,125,673

Total of Airport Redevelopment Funds \$ 9,974,019

Interest Received 2015/16	\$ 609,666
Interest Received 2016/17	\$ 1,158,623
Interest Received 2017/18	\$ 631,835
Interest Received 2018/19	\$ 759
Interest Accrued but not yet Received	\$ 30,636

Total Interest Airport Funds (Non-Reserve) at month's end \$ 2,431,519

Interest Transferred out and held in City Reserve Account 136	\$ 1,085,630
Interest Earned (incl. Accrued) on Funds Held in City Reserve A/c 136	\$ 27,978

(Note: Funds held with the WATC are in accordance with the Airport Redevelopment Funding Contract and the Foreshore Development Contract and are not held within the requirements of the City's Investment Policy 218)

SUMMARY OF ALL INVESTMENTS HELD

	As at 1 year ago	As at 31 July 2018	As at 31 July 2018
11am Bank Account	\$ 6,000,000	\$ 7,000,000	\$ 5,000,000
Term Deposits - Misc. Funds	\$ 45,000,000	\$ 53,500,000	\$ 53,500,000
Foreshore Development Funds - WATC	\$ 1,528,754	\$ 38,165	\$ 38,211
Airport Redevelopment - WATC Deposits	\$ 6,171,711	\$ 4,847,588	\$ 4,848,347
Airport Redevelopment - Bank Term Deposit	\$ 17,000,000	\$ -	\$ -
Airport Redevelopment - ANZ Cash A/c	\$ 4,539,991	\$ 4,546,285	\$ 5,125,673
Total of all Investments Held	\$ 80,240,457	\$ 69,932,038	\$ 68,512,230

TOTAL INTEREST RECEIVED AND ACCRUED	\$ 105,838	\$ 1,344,027	\$ 121,552
INTEREST BUDGET	\$ 114,083	\$ 1,369,000	\$ 98,647

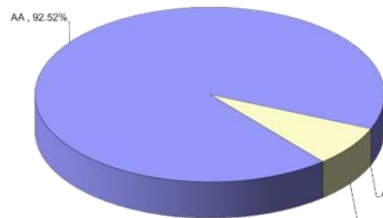
(Note: Interest figures relate to City general funds only and does not include interest allocated to specific areas such as the Airport Redevelopment)

Statement of Compliance with Council's Investment Policy 218

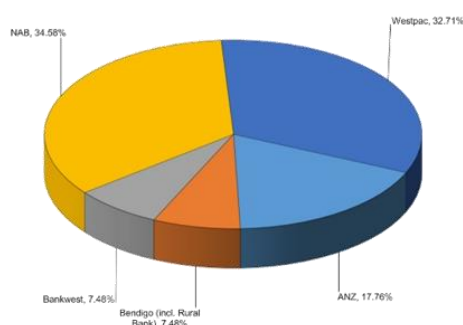
1. All funds are to be invested within legislative limits.	Fully Compliant
2. All individual funds held within the portfolio are not to exceed a set percentage of the total portfolio value.	Fully Compliant
3. The amount invested based upon the Fund's Rating is not to exceed the set percentages of the total portfolio.	Fully Compliant
4. The amount invested based upon the Investment Horizon is not to exceed the set percentages of the total portfolio.	Fully Compliant

Investment Graphs

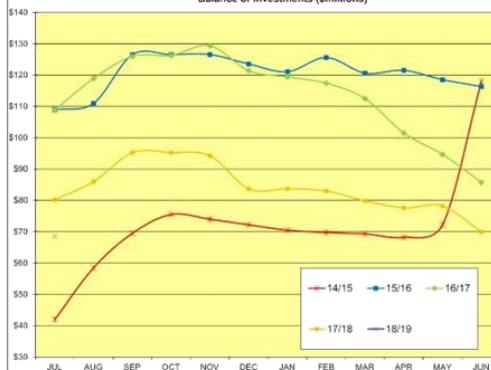
Summary of Term Deposits by S & P Rating
(Excludes WATC and 11am Cash Account Funds)



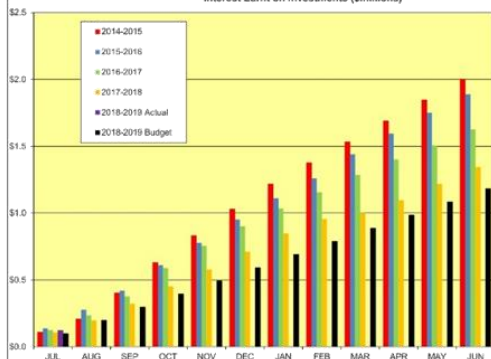
Summary of Term Deposits by Institution
(Excludes WATC and 11am Cash Account Funds)



Balance of Investments (\$millions)



Interest Earned on Investments (\$millions)





CITY OF BUSSETON - INVESTMENT PERFORMANCE REPORT For the month of August 2018



11am Bank Account As at 31 August 2018

INSTITUTION	RATE	AMOUNT
ANZ 11am At Call Deposit	1.45%	\$ 7,500,000

Term Deposits - Miscellaneous Funds As at 31 August 2018

INSTITUTION	RATING	DAYS	MATURITY	RATE	AMOUNT
Bankwest	AA	120	11-Sep-18	2.60%	\$4,000,000
NAB	AA	92	14-Sep-18	2.70%	\$3,000,000
NAB	AA	120	14-Sep-18	2.56%	\$2,000,000
NAB	AA	90	27-Sep-18	2.72%	\$3,000,000
Westpac	AA	122	05-Oct-18	2.76%	\$2,500,000
NAB	AA	90	08-Oct-18	2.70%	\$2,000,000
Westpac	AA	123	06-Nov-18	2.80%	\$5,000,000
ANZ	AA	123	15-Nov-18	2.65%	\$3,500,000
NAB	AA	120	20-Nov-18	2.66%	\$2,500,000
Bendigo	BBB	181	03-Dec-18	2.60%	\$3,000,000
Bendigo	BBB	183	12-Dec-18	2.75%	\$1,000,000
Westpac	AA	153	12-Dec-18	2.76%	\$4,000,000
Westpac	AA	183	22-Dec-18	2.80%	\$1,500,000
ANZ	AA	153	03-Jan-19	2.66%	\$3,000,000
NAB	AA	150	11-Jan-19	2.64%	\$2,000,000
Westpac	AA	184	06-Feb-19	2.74%	\$3,000,000
NAB	AA	180	06-Feb-19	2.66%	\$4,000,000
Westpac	AA	184	17-Feb-19	2.72%	\$1,500,000
ANZ	AA	184	25-Feb-19	2.64%	\$3,000,000

Total of Term Deposits \$ 53,500,000

Foreshore Development Funds As at 31 August 2018

WA Treasury Corp. - Overnight Cash Deposit Facility	1.45%	\$ 38,258
		\$ 38,258

Airport Redevelopment Funds As at 31 August 2018

WA Treasury Corp. - Overnight Cash Deposit Facility	1.45%	\$ 638,271
WA Treasury Corp. - State Bonds 306 Days 29-Jan-19	2.07%	\$ 4,210,861

Total of Airport Redevelopment Funds - WATC \$ 4,849,131

Total of Airport Redevelopment Funds - Bank Term Deposits \$ Nil

ANZ Cash Account	AA	NA	NA	1.50%	\$ 1,460,004
------------------	----	----	----	-------	--------------

Total of Airport Redevelopment Funds - Other \$ 1,460,004

Total of Airport Redevelopment Funds \$ 6,309,135

Interest Received 2015/16	\$ 609,666
Interest Received 2016/17	\$ 1,158,623
Interest Received 2017/18	\$ 631,835
Interest Received 2018/19	\$ 8,921
Interest Accrued but not yet Received	\$ 38,040

Total Interest Airport Funds (Non-Reserve) at month's end \$ 2,447,085

Interest Transferred out and held in City Reserve Account 136	\$ 1,085,630
Interest Transferred out to Municipal Funds	\$ 7,377
Interest Earned (incl. Accrued) on Funds Held in City Reserve A/c 136	\$ 30,479

(Note: Funds held with the WATC are in accordance with the Airport Redevelopment Funding Contract and the Foreshore Development Contract and are not held within the requirements of the City's Investment Policy 218)

SUMMARY OF ALL INVESTMENTS HELD As at 1 year ago As at 31 July 2018 As at 31 August 2018

11am Bank Account	\$ 11,750,000	\$ 7,000,000	\$ 7,500,000
Term Deposits - Misc. Funds	\$ 45,000,000	\$ 53,500,000	\$ 53,500,000
Foreshore Development Funds - WATC	\$ 1,530,637	\$ 38,165	\$ 38,258
Airport Redevelopment - WATC Deposits	\$ 6,171,714	\$ 4,847,588	\$ 4,849,131
Airport Redevelopment - Bank Term Deposit	\$ 17,000,000	\$ -	\$ -
Airport Redevelopment - ANZ Cash A/c	\$ 4,539,991	\$ 4,546,285	\$ 1,460,004
Total of all Investments Held	\$ 85,992,342	\$ 69,932,038	\$ 67,347,393

TOTAL INTEREST RECEIVED AND ACCRUED \$ 197,231 \$ 1,344,027 \$ 252,484

INTEREST BUDGET \$ 228,166 \$ 1,369,000 \$ 197,294

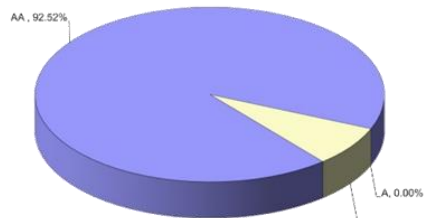
(Note: Interest figures relate to City general funds only and does not include interest allocated to specific areas such as the Airport Redevelopment)

Statement of Compliance with Council's Investment Policy 218

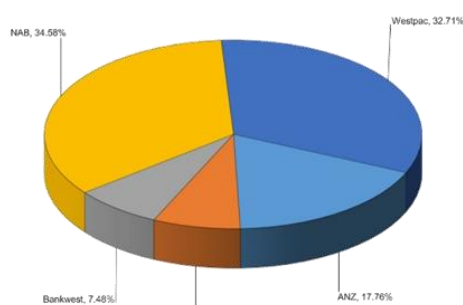
1. All funds are to be invested within legislative limits.	Fully Compliant
2. All individual funds held within the portfolio are not to exceed a set percentage of the total portfolio value.	Fully Compliant
3. The amount invested based upon the Fund's Rating is not to exceed the set percentages of the total portfolio.	Fully Compliant
4. The amount invested based upon the Investment Horizon is not to exceed the set percentages of the total portfolio.	Fully Compliant

Investment Graphs

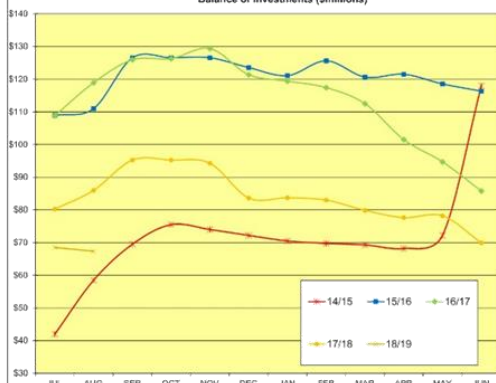
Summary of Term Deposits by S & P Rating (Excludes WATC and 11am Cash Account Funds)



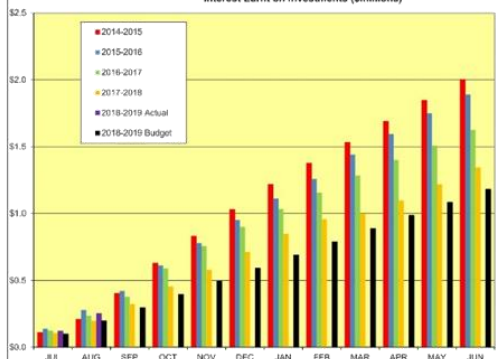
Summary of Term Deposits by Institution (Excludes WATC and 11am Cash Account Funds)







Balance of Investments (\$millions)



Interest Earned on Investments (\$millions)



6.2 LIST OF PAYMENTS MADE JULY 2018 and AUGUST 2018

SUBJECT INDEX:	Financial Operations
STRATEGIC OBJECTIVE:	Governance systems, process and practices are responsible, ethical and transparent.
BUSINESS UNIT:	Finance and Corporate Services
ACTIVITY UNIT:	Financial Services
REPORTING OFFICER:	Manager Financial Services - Kim Dolzadelli
AUTHORISING OFFICER:	Director Finance and Corporate Services - Tony Nottle
VOTING REQUIREMENT:	Simple Majority
ATTACHMENTS:	Attachment A List of Payments - Period Ended 31 July 2018   Attachment B List of Payments - Period Ended 31 August 2018  

PRÉCIS

This report provides details of payments made from the City's bank accounts for the month of July 2018 and August 2018, for noting by the Council and recording in the Council Minutes.

BACKGROUND

The Local Government (Financial Management) Regulations 1996 (Regulations) require that when the Council has delegated authority to the Chief Executive Officer to make payments from the City's bank accounts, that a list of payments made is prepared each month for presentation to, and noting by, Council.

STATUTORY ENVIRONMENT

Section 6.10 of the Local Government Act and more specifically, Regulation 13 of the Regulations refer to the requirement for a listing of payments made each month to be presented to the Council.

RELEVANT PLANS AND POLICIES

Not Applicable.

FINANCIAL IMPLICATIONS

Not Applicable.

Long-term Financial Plan Implications

Not Applicable

STRATEGIC COMMUNITY OBJECTIVES

This matter principally aligns with Key Goal Area 6 – 'Leadership' and more specifically Community Objective 6.1 - 'Governance systems, process and practices are responsible, ethical and transparent'.

RISK ASSESSMENT

Not Applicable.

CONSULTATION

Not Applicable.

OFFICER COMMENT

In accordance with regular custom, the list of payments made for the month of July 2018 and August 2018 is presented for information.

CONCLUSION

The list of payments made for the month of July 2018 and August 2018 is presented for information.

OPTIONS

Not Applicable.

TIMELINE FOR IMPLEMENTATION OF OFFICER RECOMMENDATION

Not Applicable.

OFFICER RECOMMENDATION

That the Council notes payment of voucher numbers M115892 – M116106, EF059702 – EF060661 T007406 – T007408, and DD003511 – DD003557; together totalling \$16,024,423.2.



LISTING OF PAYMENTS MADE
UNDER DELEGATED AUTHORITY
FOR THE MONTH OF JULY 2018

Summary

MUNICIPAL ACCOUNT	CHEQUE # 115892 - 115958	\$634,928.51
ELECTRONIC TRANSFER PAYMENTS	EF059702 - EF060142	\$5,136,944.52
INTERNAL PAYMENT VOUCHERS	DD003511 - DD03529	\$1,492,146.65
Total Payments		\$7,264,019.68

MUNICIPAL ACCOUNT - JULY 2018

Date	Payment Ref.	Name	Description	Amount
11/07/2018	115892	CITY OF BUSSELTON	VARIOUS REIMBURSEMENTS	4,147.25
12/07/2018	115893	DEPT OF THE ATTORNEY GENERAL	PROSECUTION NOTICES	256.60
13/07/2018	115894	CANCELLED	CANCELLED PROCESSING ERROR	0.00
13/07/2018	115895	CANCELLED	CANCELLED PROCESSING ERROR	0.00
13/07/2018	115896-115902	BUSSELTON WATER CORPORATION	WATER SERVICES	362,929.05
13/07/2018	115903	TELSTRA CORPORATION	COMMUNICATION SERVICES	199.95
13/07/2018	115904-115905	WATER CORPORATION	WATER SERVICES	16,176.69
13/07/2018	115906-115907	SYNERGY	ELECTRICITY SUPPLIES	86,001.65
13/07/2018	115908	CITY OF BUSSELTON	CHANGE OF USE DA18/0383	537.5
16/07/2018	115909	BSN HORSE & PONY CLUB INC	REFUND OF 2 X B008/5003	100.00
16/07/2018	115910	T DOBBS	CROSSOVER SUBSIDY PAYMENT	134.00
16/07/2018	115911	B VINES & L DUARTE	CROSSOVER SUBSIDY PAYMENT	167.90
16/07/2018	115912	C WOODFORD & S WOODFOR-JONES	CROSSOVER SUBSIDY PAYMENT	200.80
16/07/2018	115913	M & K COLLETT	CROSSOVER SUBSIDY PAYMENT	344.10
16/07/2018	115914	J REYNOLDS & J LANDLESS	CROSSOVER SUBSIDY PAYMENT	172.10
16/07/2018	115915	R & C COSTELLO	CROSSOVER SUBSIDY PAYMENT	430.60
16/07/2018	115916	K & S THOMSON	CROSSOVER SUBSIDY PAYMENT	380.00
16/07/2018	115917	C RUTTER & K SINCLAIR	CROSSOVER SUBSIDY PAYMENT	231.90
16/07/2018	115918	C & D KISSANE	CROSSOVER SUBSIDY PAYMENT	303.60

Date	Payment Ref.	Name	Description	Amount
16/07/2018	115919	OSCAR NEGUS	FIRE OFFICER HONORARIUM	192.50
16/07/2018	115920	GEOGRAPHE LEISURE CENTRE - PETTY CASH	PETTY CASH REIMBURSEMENT	280.14
16/07/2018	115921	MR A GUTHRIE	FIRE CONTROL OFFICER HONORARIUM	577.00
16/07/2018	115922	NATURALISTE COMMUNITY CENTRE PETTY CASH	PETTY CASH REIMBURSEMENT	90.60
16/07/2018	115923	THOMAS MAZEY	ART SALES	94.50
16/07/2018	115924	V TAYLOR	REFUND OF ANIMAL TRAP BOND	100.00
16/07/2018	115925	BSN HORTICULTURAL SOCIETY	REFUND OF HALL & KEY DEPOSITS - CRC	120.00
16/07/2018	115926	SEVENTH DAY ADVENTIST WA	REFUND OF HALL & KEY DEPOSITS - CRC	150.00
17/07/2018	115927	JEDI MASTER PTY LTD	CROSSOVER SUBSIDY PAYMENT	444.90
19/07/2018	115928	CITY OF BUSSELTON	VARIOUS REIMBURSEMENTS	4,342.98
19/07/2018	115929	CALLOWS CORNER NEWS	NEWSAGENCY / STATIONERY SUPPLIES	296.00
20/07/2018	115930	BUSSELTON WATER CORPORATION	WATER SERVICES	106.05
20/07/2018	115931	CANCELLED	CANCELLED PROCESSING ERROR	0.00
20/07/2018	115932	TELSTRA CORPORATION	COMMUNICATION SERVICES	18,247.91
20/07/2018	115933-115934	SYNERGY	ELECTRICITY SUPPLIES	26,340.20
20/07/2018	115935	V EVERY	REFUND OF HALL & KEY DEPOSITS - YOUTH CENTRE	185.00
24/07/2018	115936	DEPARTMENT OF TRANSPORT	FLEET/PLANT REGISTRATION	52,274.70
24/07/2018	115937	I LIEVERT	REFUND OF ANIMAL TRAP BOND	100.00
26/07/2018	115938	NATIONAL TRUST OF AUSTRALIA (W.A.)	DONATION - 175TH MEMORIAL FUND	120.00
26/07/2018	115939	SOUTHERN CROSS AUSTERO	ADVERTISING - RADIO GLC & NCC	5,797.00
26/07/2018	115940	CANCELLED	CANCELLED PROCESSING ERROR	0.00
26/07/2018	115941	CALLOWS CORNER NEWSAGENCY	STAFF SOCIAL CLUB - LOTTO	488.75
26/07/2018	115942	CITY OF BUSSELTON	VARIOUS REIMBURSEMENTS	1,506.50
26/07/2018	115943	WATER CORPORATION	WATER SERVICES	405.20
26/07/2018	115944	BUSSELTON STOCKFEEDS & PET SUPPLIES	ANIMAL SUPPLIES	57.00
26/07/2018	115945	CITY OF BUNBURY	LOCAL GOV'T SERVICES - CORELLA CONTROL	1,397.00
26/07/2018	115946	SHIRE OF DARDANUP	LOCAL GOV'T SERVICES - BSN LIBRARY CATALOGUE	1,397.47
26/07/2018	115947	AUST INSTITUTE OF COMPANY DIRECTORS	DIRECTORS TRAINING	9,842.00
26/07/2018	115948	AUSTRALIAN INSTITUTE OF BUILDING SURVEYORS	AIBS MEMBERSHIP	1,100.00
26/07/2018	115949	FRED ROSE EXCAVATOR HIRE	EARTHMOVING - WASTE FACILITY & ROADWORKS	5,203.00
26/07/2018	115950	BUSSELTON WATER CORPORATION	WATER SERVICES - PEEL TERRACE	11,939.47
26/07/2018	115951	J MAGEE	REFUND DOG REGISTRATION - NOW STERILISED	150.00
06/07/20018	115952	DL WELSH	REFUND DOG REGISTRATION - NOW STERILISED	77.50
25/06/2018	115953	M GORDON	REFUND DOG REGISTRATION - NOW STERILISED	100.00
26/07/2018	115954	R CURREY	REFUND DOG REGISTRATION - NOW STERILISED	77.50
25/06/2018	115955	ESME BIBRA	REFUND DOG REGISTRATION - NOW STERILISED	21.25
27/07/2018	115956	ARTGEO PETTY CASH	PETTY CASH REIMBURSEMENT	93.10
27/07/2018	115957	WATER CORPORATION	WATER SERVICES	4,512.00
27/07/2018	115958	SYNERGY	ELECTRICITY SUPPLIES	13,987.60

Date	Payment Ref.	Name	Description	Amount
				634,928.51
ELECTRONIC TRANSFER PAYMENTS - JULY 2018				
5/07/2018	EF059702	HIF	HEALTH INSURANCE	239.35
5/07/2018	EF059703	PAY-PLAN PTY LTD	SALARY PACKAGING	20,852.22
5/07/2018	EF059704	RENTAL MANAGEMENT AUSTRALIA PTY LTD	RENT	800.00
5/07/2018	EF059705	GR & LC CHRISTIAN	RENTAL LEASE AGREEMENT	1,200.00
5/07/2018	EF059706	ACTON SOUTH WEST	STAFF REIMBURSEMENT	1,100.00
5/07/2018	EF059707	AUSTRALIAN TAXATION OFFICE	PAYG TAXATION	223,854.00
5/07/2018	EF059708	AUSTRALIAN SERVICES UNION	UNION FEES	77.70
5/07/2018	EF059709	CBD Specified Area Rate	0.000000	547.95
5/07/2018	EF059709	HBH HEALTH LIMITED	MEDICAL INSURANCE	547.95
5/07/2018	EF059710	LOCAL GOV'T RACE COURSE & CEMETERY EMPLOYEES	UNION FEES	420.26
5/07/2018	EF059711	DEPUTY CHILD SUPPORT REGISTRAR	SALARY DEDUCTIONS	577.17
5/07/2018	EF059712	CITY OF BUSSELTON-SOCIAL CLUB	SOCIAL CLUB REIMBURSEMENT	212.00
5/07/2018	EF059713	STAFF CHRISTMAS CLUB	PAYROLL DEDUCTIONS	4,422.18
4/07/2018	EF059714	SUPERCHOICE	SUPPERANUATION	152,364.72
11/07/2018	EF059715	PHASE 3 LANDSCAPE CONSTRUCTION PTY LTD	LANDSCAPING SERVICES	237,559.22
11/07/2018	EF059716	CAMPBELLS	GLC KIOSK PURCHASES	98.74
13/07/2018	EF059717	ELLIOTS IRRIGATION PTY LTD	IRRIGATION SERVICES	3,116.30
13/07/2018	EF059718	PRESIDIAN LEGAL PUBLICATIONS	LEGAL PUBLICATIONS	3,187.20
13/07/2018	EF059719	CR. G HENLEY	COUNCILLOR PAYMENT	8,469.86
13/07/2018	EF059720	PHIL HOLLETT PHOTOGRAPHY	ART SALES	36.05
13/07/2018	EF059721	PETER STARK	BUSHFIRE OFFICER HONORARIUM	384.50
13/07/2018	EF059722	CHRIS PAYNE	BUSHFIRE OFFICER HONORARIUM	192.50
13/07/2018	EF059723	DENISE SANBROOK	ART SALES	95.90
13/07/2018	EF059724	LINDA KUSAL	STAFF REIMBURSEMENT	200.00
13/07/2018	EF059725	CR. J McCALLUM	COUNCILLOR PAYMENT	3,703.32
13/07/2018	EF059726	CR. C TARBOTTON	COUNCILLOR PAYMENT	7,244.35
13/07/2018	EF059727	STEPHEN WESLEY	STAFF REIMBURSEMENT	74.95
13/07/2018	EF059728	DOROTHY SADDLETON	ART SALES	28.00
13/07/2018	EF059729	ANDERS HAMMARSTROM	ART SALES	14.00
13/07/2018	EF059730	BODY-BIKE AUSTRALIA	GYM EQUIPMENT - GLC	4,367.00
13/07/2018	EF059731	PAY-PLAN PTY LTD	SALARY PACKAGING	320.96
13/07/2018	EF059732	MARY EVERUSS	STAFF REIMBURSEMENT	99.20
13/07/2018	EF059733	MARGARET PARKE	ART SALES	70.40
13/07/2018	EF059734	CR. R BENNETT	COUNCILLOR PAYMENT	2,739.84
13/07/2018	EF059735	GEOGRAPHE INDUSTRIAL SUPPLIES	INDUSTRIAL SUPPLIES	74.25
13/07/2018	EF059736	NALDA HOSKINS	ART SALES	40.50
13/07/2018	EF059737	JODI MOFFETT	STAFF REIMBURSEMENT	109.30

Date	Payment Ref.	Name	Description	Amount
13/07/2018	EF059738	OCEAN AIR CARPET CARE	CLEANING SERVICES - VARIOUS LOCATIONS	8,173.55
13/07/2018	EF059739	CR. R REEKIE	COUNCILLOR PAYMENT	2,415.71
13/07/2018	EF059740	CR. R PAINE	COUNCILLOR PAYMENT	2,388.25
13/07/2018	EF059741	ALASTAIR TAYLOR	ART SALES	21.00
13/07/2018	EF059742	ALINTA ENERGY	ELECTRICITY	121.10
13/07/2018	EF059743	RUTH BROOKS	ART SALES	76.00
13/07/2018	EF059744	JENNIFER BROWN	ART SALES	48.80
13/07/2018	EF059745	ELAMOORE NATURAL SOAPS & COSMETICS PTY LTD	ART SALES	52.80
13/07/2018	EF059746	KATE WESTERN	STAFF REIMBURSEMENT	295.26
13/07/2018	EF059747	FYFE PTY LTD	CONTAMINATED LAND AUDITOR SERVICES	3,124.00
13/07/2018	EF059748	VICKI NICHOLSON	ART CLASSES	725.00
13/07/2018	EF059749	CR. L MILES	COUNCILLOR PAYMENT	2,388.25
13/07/2018	EF059750	CR. K HICK	COUNCILLOR PAYMENT	2,388.25
13/07/2018	EF059751	HELEN READING	ART SALES	8.40
13/07/2018	EF059752	MICHAEL VIVIAN	ART SALES	20.00
13/07/2018	EF059753	YEOMAN PTY LTD	ENERGY AUDIT	29,150.00
13/07/2018	EF059754	ELIZABETH MULHALL	STAFF REIMBURSEMENT	55.30
13/07/2018	EF059755	PINDAN PTY LTD	AIRPORT TERMINAL DESIGN & CONSTRUCTION	39,261.20
13/07/2018	EF059756	BAYSIDE CONCRETE CONSTRUCTION	DECORATIVE CONCRETE - MARINE TERRACE	18,868.30
13/07/2018	EF059757	JA & PM LEE	ART SALES	765.00
13/07/2018	EF059758	J D'AGOSTINO & S LUFF ARCHITECTS	ARCHITECTURAL SERVICES - BSN TENNIS CLUB	21,945.00
13/07/2018	EF059759	DUNSBOROUGH VOLUNTEER BUSHFIRE BRIGADE	PETTY CASH REIMBURSEMENT	277.00
13/07/2018	EF059760	BUSSELTON MOTORS (MITSUBISHI/MAZDA)	VEHICLE PURCHASES / SERVICES / PARTS	896.37
13/07/2018	EF059761	PRESTIGE PRODUCTS	HOSPITALITY EQUIPMENT SUPPLIER	31.90
13/07/2018	EF059762	TOTAL EDEN PTY LTD	RETICULATION SUPPLIES - VARIOUS LOCATIONS	3,620.00
13/07/2018	EF059763	ROTARY CLUB OF BUSSELTON GEOGRAPHE BAY	SPONSORSHIP / ADVERTISING	21.00
13/07/2018	EF059764	CHRISTOPHER WILLIAMSON	ART SALES	2,102.30
13/07/2018	EF059765	W A TREASURY CORPORATION	LOAN REPAYMENTS	105,007.70
13/07/2018	EF059766	BUSSELTON STATE EMERGENCY SERVICE	PETTY CASH REIMBURSEMENT	2,402.12
13/07/2018	EF059767	COLES	COUNCIL & STAFF REFRESHMENTS	211.43
13/07/2018	EF059768	SHENTON PUMPS	POOL SERVICES - GLC	6,408.60
13/07/2018	EF059769	JUNE ANDERSON	ART SALES	98.00
13/07/2018	EF059770	ALISON BROWN	ART SALES	24.50
13/07/2018	EF059771	OWEN G ISBEL	ART SALES	103.20
13/07/2018	EF059772	SOUTH WEST CATCHMENT COUNCIL	RETURN OF UNSPENT GRAT	11,150.08
13/07/2018	EF059773	CELIA CLARE	ART SALES	138.40
13/07/2018	EF059774	CR. P CARTER	COUNCILLOR PAYMENT	2,388.25
19/07/2018	EF059775	HIF	HEALTH INSURANCE	239.35
19/07/2018	EF059776	PAY-PLAN PTY LTD	SALARY PACKAGING	20,852.22

Date	Payment Ref.	Name	Description	Amount
19/07/2018	EF059777	RENTAL MANAGEMENT AUSTRALIA PTY LTD	RENT	800.00
19/07/2018	EF059778	GR & LC CHRISTIAN	RENTAL LEASE AGREEMENT	1,200.00
19/07/2018	EF059779	ACTON SOUTH WEST	STAFF REIMBURSEMENT	1,100.00
19/07/2018	EF059780	AUSTRALIAN TAXATION OFFICE	PAYG TAXATION	186,713.00
19/07/2018	EF059781	AUSTRALIAN SERVICES UNION	UNION FEES	77.70
19/07/2018	EF059782	CBD Specified Area Rate	0.000000	547.95
19/07/2018	EF059782	HBH HEALTH LIMITED	MEDICAL INSURANCE	547.95
19/07/2018	EF059783	LOCAL GOV'T RACE COURSE & CEMETERY EMPLOYEES	UNION FEES	420.26
19/07/2018	EF059784	DEPUTY CHILD SUPPORT REGISTRAR	SALARY DEDUCTIONS	577.17
19/07/2018	EF059785	CITY OF BUSSELTON-SOCIAL CLUB	SOCIAL CLUB REIMBURSEMENT	214.00
19/07/2018	EF059786	STAFF CHRISTMAS CLUB	PAYROLL DEDUCTIONS	4,447.18
18/07/2018	EF059787	SUPERCHOICE	SUPPERANUATION	154,404.27
20/07/2018	EF059788	BIGMATE MONITORING SERVICES PTY LTD	MONITORING SERVICES	3,405.60
20/07/2018	EF059789	AIPT AUSTRALIAN INSTITUTE OF PERSONAL TRAINERS	TRAINING SERVICES	4,990.00
20/07/2018	EF059790	JACQUELINE HAPP	STAFF REIMBURSEMENT - NAIDOC WEEK	188.52
20/07/2018	EF059791	OPTUS BILLING SERVICES PTY LTD	FIXED INTERNET ACCESS	3,226.91
20/07/2018	EF059792	ALINTA ENERGY	ELECTRICITY	29.95
20/07/2018	EF059793	CANCELLED	CANCELLED - PROCESSING ERROR CANCELLED	0.00
20/07/2018	EF059794	AUTO TOUCH	VEHICLE DETAILING	250.00
20/07/2018	EF059795	PRO CONSTRUCT	BUILDING CONSTRUCTION SERVICES	10,109.00
20/07/2018	EF059796	KATE WESTERN	STAFF REIMBURSEMENT	68.29
20/07/2018	EF059797	KITCHEN TAKEOVERS	CATERING - AIRPORT EVENT	550.00
20/07/2018	EF059798	CR. K HICK	COUNCILLOR REIMBURSE - TRAVEL EXPENSES	159.29
20/07/2018	EF059799	ABBAY ASSET AND ENVIRONMENTAL MANAGEMENT (AAEM)	ASSET MANAGEMENT DATA MIGRATION SUPPORT	11,165.00
20/07/2018	EF059800	TYRES & MORE DUNSBOROUGH	TYRE SALES AND SERVICE	660.00
20/07/2018	EF059801	I & J HUNTER	BJTP REFUND	12.00
20/07/2018	EF059802	D & J JAMIESON	BJTP REFUND	62.00
20/07/2018	EF059803	G & T PENN	BJTP REFUND	12.00
20/07/2018	EF059804	RENEE WEBSE	ARTGEO REFUND	200.00
20/07/2018	EF059805	AUSTRALIA POST	POSTAL SERVICE	3,097.71
20/07/2018	EF059806	W A TREASURY CORPORATION	LOAN REPAYMENTS	103,934.88
20/07/2018	EF059807	COLES	COUNCIL & STAFF REFRESHMENTS	1,762.87
20/07/2018	EF059808	TECHNOLOGY ONE LIMITED	SOFTWARE TRAINING	6,343.70
20/07/2018	EF059809	PERKINS BUILDERS	CONSTRUCTION SERVICES	29,226.66
20/07/2018	EF059810	BURKE AIR	AIR CONDITIONING MAINTENANCE	7,618.02
20/07/2018	EF059811	MAIA FINANCIAL	LEASING PAYMENTS	30,588.89
20/07/2018	EF059812	PHONOGRAPHIC PERFORMANCE CO. OF AUST. LTD.	LICENCE RENEWALS - VARIOUS LOCATIONS	3,169.10
20/07/2018	EF059813	DELL AUSTRALIA PTY LTD	COMPUTER EQUIPMENT SUPPLIER	389,146.23
24/07/2018	EF059814	DAN HALL	STAFF REIMBURSEMENT - UNIVERSITY FEES	3,081.75

Date	Payment Ref.	Name	Description	Amount
27/07/2018	EF059815	WALGA	WALGA TRAINING SERVICES	9,630.00
27/07/2018	EF059816	TRAFFIC FORCE	TRAFFIC MANAGEMENT - VARIOUS LOCATIONS	32,390.03
27/07/2018	EF059817	DEPARTMENT OF PREMIER & CABINET STATE LAW PUBLISHER	LEGAL PUBLICATIONS	576.10
27/07/2018	EF059818	QUEST SOFTWARE INTERNATIONAL LIMITED	COMPUTER SOFTWARE SUPPLIER	4,813.50
27/07/2018	EF059819	GOOD GUYS BUSSELTON	ELECTRICAL SUPPLIES - GLC	1,963.56
27/07/2018	EF059820	CREATIVE WELDING	MAINTENANCE SERVICES - QUEEN STREET	8,030.00
27/07/2018	EF059821	AUSTRALIAN LIBRARY AND INFORMATION ASSOCIATION	LIBRARY RESOURCES - BSN	349.00
27/07/2018	EF059822	CLEVERPATCH	VACATION CARE SUPPLIES - NCC	590.63
27/07/2018	EF059823	PREPRESS SKILLS CENTRE	TRAINING SERVICES	874.50
27/07/2018	EF059824	BUSSELTON HYDRAULIC SERVICES INC	HYDRAULIC SERVICES	64.14
27/07/2018	EF059825	WEATHERSAFE WA (DEL-RAY CANVAS)	CANVAS SERVICES	330.00
27/07/2018	EF059826	FIRE & SAFETY WA	FIRE EQUIPMENT SUPPLIER	470.58
27/07/2018	EF059827	SOUTH WEST ZONE - WALGA	MEMBERSHIP	600.00
27/07/2018	EF059828	LEEUEWIN CIVIL PTY LTD	TRUCK HIRE - CART SAND - BSN FORESHORE	6,171.00
27/07/2018	EF059829	ADELPHI TAILORING COMPANY	PROTECTIVE CLOTHING SUPPLIER	467.50
27/07/2018	EF059830	MEDELECT	DEFIBRILLATOR MAINTENANCE	242.00
27/07/2018	EF059831	JIGSAW SIGNS & PRINT	SIGNAGE SERVICES - WONNERUP BEACH	2,048.00
27/07/2018	EF059832	BUNBURY TRUCKS	PLANT PURCHASES / SERVICES / PARTS	3,331.78
27/07/2018	EF059833	1SPATIAL AUSTRALIA	TRAINING SERVICES	858.00
27/07/2018	EF059834	BOYANUP BOTANICAL	PLANTING 2018 - NATURAL AREAS BSN	3,903.04
27/07/2018	EF059835	AR PLUMBING & GAS SERVICE	PLUMBING SERVICES	413.60
27/07/2018	EF059836	C & S FERAL PEST SERVICES	PEST CONTROL SERVICES - PEEL TCE & WINDLEMERE	532.00
27/07/2018	EF059837	ARBOR GUY	TREE MAINTENANCE SERVICES - BTJP	2,365.00
27/07/2018	EF059838	SHOREWATER MARINE PTY LTD	BSN JETTY REFURBISHMENT	5,335.00
27/07/2018	EF059839	EMERGE ASSOCIATES	MEELUP MOON VIEWING TERRACE	3,217.50
27/07/2018	EF059840	NAOMI SEARLE	STAFF REIMBURSEMENT - INTERNET	80.00
27/07/2018	EF059841	QCLICK ONLINE SOLUTIONS	WEBSITE HOSTING SERVICES	32.00
27/07/2018	EF059842	BUSSELTON CABINET MAKERS	WOODWORK SERVICES - ARTGEO	7,161.00
27/07/2018	EF059843	3E CONSULTING ENGINEERS PTY LTD	CONSULTANCY SERVICES - DNS	1,320.00
27/07/2018	EF059844	LANDMARK PRODUCTS LTD	ENVIRONMENTAL SERVICES	4,081.00
27/07/2018	EF059845	DEPARTMENT OF TRANSPORT	VEHICLE OWNERSHIP SEARCHES	375.20
27/07/2018	EF059846	LANDSAVE ORGANICS	LANDSCAPING SERVICE - DNS WASTE FACILITY	2,244.00
27/07/2018	EF059847	PRIME SUPPLIES	SAFETY EQUIPMENT	848.10
27/07/2018	EF059848	SQUIRE PATTON BOGGS	LEGAL SERVICES	209.62
27/07/2018	EF059849	PROFESSIONAL CABLING	CABLING SERVICES - OPTIC FIBRE - VARIOUS LOCATIONS	46,926.00
27/07/2018	EF059850	ORANA CINEMAS BUSSELTON	VACATION CARE - NCC & GLC	1,977.00
27/07/2018	EF059851	ST JOHN AMBULANCE	TRAINING SERVICES	1,455.00
27/07/2018	EF059852	BRIDGESTONE	TYRE SERVICES	5,631.64
27/07/2018	EF059853	SEAMLESSCMS PTY LTD	SOFTWARE SERVICES - ANNUAL SEAMLESS CMS SUPPORT	13,722.50

Date	Payment Ref.	Name	Description	Amount
27/07/2018	EF059854	WA EXTERNAL SOLUTIONS	GUTTER MAINTENANCE - VARIOUS LOCATIONS	3,036.00
27/07/2018	EF059855	HEATLEYS SAFETY & INDUSTRIAL	SAFETY EQUIPMENT	2,760.77
27/07/2018	EF059856	WIZID PTY LTD	POOL ENTRY WRISTBANDS	205.70
27/07/2018	EF059857	BOWMAN & ASSOCIATES PTY LTD	WASTE CONSULTANCY	1,831.50
27/07/2018	EF059858	BUZZ MARKETING	EVENT SPONSORSHIP - SW MUDFEST 2018	8,250.00
27/07/2018	EF059859	BUSSELTON BEARING SERVICES	BEARING SUPPLIES	2,523.47
27/07/2018	EF059860	WOODLANDS DISTRIBUTORS & AGENCIES PTY LTD	STREETSCAPE FURNITURE - DOG DISPENSER BAGS	8,725.42
27/07/2018	EF059861	ROVERS JUNIOR FOOTBALL CLUB INC	KIDSPORT VOUCHERS	290.00
27/07/2018	EF059862	GEO METALS	SHEET METAL SERVICES - GLC - DRAIN COVERS	1,650.00
27/07/2018	EF059863	AUSQ TRAINING	TRAINING SERVICES	7,256.00
27/07/2018	EF059864	GEOGRAPHE FORD - BUSSELTON	VEHICLE PURCHASES / SERVICES / PARTS	400.00
27/07/2018	EF059865	CAVALIERS HOCKEY CLUB INC	KIDSPORT VOUCHERS	600.00
27/07/2018	EF059866	VORGE PTY LTD	GYM GOODS - GLC	2,501.40
27/07/2018	EF059867	BUSSELTON DISTRICT JUNIOR RUGBY CLUB INC	KIDSPORT VOUCHERS	150.00
27/07/2018	EF059868	ENVIRONEX INTERNATIONAL PTY LTD	POOL CHEMICALS FOR GLC	2,373.76
27/07/2018	EF059869	ANNA FOLEY	WELLNESS SERVICES	360.00
27/07/2018	EF059870	SCOPE BUSINESS IMAGING	ELECTRONIC EQUIPMENT	192.50
27/07/2018	EF059871	BARK ENVIRONMENTAL	ENVIRONMENTAL CONSULTING	2,640.00
27/07/2018	EF059872	COVS PARTS PTY LTD	AUTOMOTIVE PARTS	87.11
27/07/2018	EF059873	AUSTRALIAN PLANT WHOLESALERS	NURSERY SUPPLIES	8,584.13
27/07/2018	EF059874	FOUR POINTS BY SHERATON	ACCOMMODATION	565.60
27/07/2018	EF059875	PHASE 3 LANDSCAPE CONSTRUCTION PTY LTD	LANDSCAPING SERVICES	179,297.27
27/07/2018	EF059876	CRANEFORD PLUMBING PTY LTD	PLUMBING SERVICES - QUEEN STREET	6,705.14
27/07/2018	EF059877	LUV A LOLLY	CONFECTIONERY	188.38
27/07/2018	EF059878	VASSE ROYALS FOOTBALL CLUB	KIDSPORT VOUCHERS	2,270.00
27/07/2018	EF059879	CD DRILLING	DRILLING SERVICES	7,964.00
27/07/2018	EF059880	GREEN MAN MEDIA PRODUCTIONS	MEDIA PRODUCTIONS - CINEMA ADVERTISING	2,220.00
27/07/2018	EF059881	WEST AUSTRALIAN NEWSPAPER LTD	ADVERTISING SERVICES	4,505.00
27/07/2018	EF059882	MARGARET RIVER FENCING	MAINTENANCE SERVICES - SMITHS BEACH BOOM GATE	8,200.50
27/07/2018	EF059883	SOUTH WEST AUDIO VISUAL	COMMUNICATION SERVICES	170.50
27/07/2018	EF059884	GRACE RECORDS MANAGEMENT (AUSTRALIA) PTY LTD	STORAGE SERVICES	1,937.46
27/07/2018	EF059885	RAYMOND STEEDMAN	ARTIFICIAL WATERBODY ADVICE	1,608.75
27/07/2018	EF059886	WAVESOUND PTY LTD	LIBRARY RESOURCES - SUBSCRIPTION	5,665.00
27/07/2018	EF059887	SOUTH WEST EMPLOYEE ASSISTANCE PROGRAM	MEDICAL SERVICES	748.00
27/07/2018	EF059888	ESPLANADE HOTEL FREMANTLE BY RYDGES	ACCOMMODATION	1,710.50
27/07/2018	EF059889	SOUTH WEST WINDSCREEN & GLASS	PLANT WINDSCREEN REPAIRS	960.00
27/07/2018	EF059890	PROTECTOR FIRE SERVICES	TRAINING SERVICES	671.00
27/07/2018	EF059891	SEA CHANGE NEWS & GIFTS	LIBRARY RESOURCES - NEWSPAPERS	140.80
27/07/2018	EF059892	RST WELDING & FABRICATIONS	TRAILER MANUFACTURE	1,200.00

Date	Payment Ref.	Name	Description	Amount
27/07/2018	EF059893	PLANET FOOTPRINT PTY LTD	IT SOFTWARE	988.90
27/07/2018	EF059894	AUSTRALIAN INTERNATIONAL PEDAL PRIX INC	EVENT - GRANT 2018 - PEDAL PRIX WA	22,000.00
27/07/2018	EF059895	NATURAL AREA CONSULTING SERVICES	REHABILITATION & EROSION WORKS - ZONE 6	35,355.31
27/07/2018	EF059896	DUNSBOROUGH HARDWARE & HOME CENTRE	HARDWARE SERVICES - VARIOUS WORKS	196.99
27/07/2018	EF059897	KMART BUNBURY	VACATION CARE - NCC	661.50
27/07/2018	EF059898	NSCO CONSULTING	CONSULTANCY AND TRAINING - YOUTH CENTRE	327.16
27/07/2018	EF059899	OFFICEMAX AUSTRALIA LTD	STATIONERY SUPPLIES	250.21
27/07/2018	EF059900	CAPE CRANE HIRE	CRANE HIRE - INSTALLATION OF SIGNS - QUEEN STREET	858.00
27/07/2018	EF059901	DEPARTMENT OF HUMAN SERVICES	CHARGES FOR CENTREPAY FACILITY	110.88
27/07/2018	EF059902	LG CONNECT PTY LTD	TECHNICAL CONSULTING	11,687.50
27/07/2018	EF059903	ALPHA PEST ANIMAL SOLUTIONS	RABBIT CONTROL - O'BYRNE ROAD	1,826.00
27/07/2018	EF059904	NAMES PLUS EMBROIDERY	EMBROIDERY SERVICES	30.00
27/07/2018	EF059905	WAVES ENVIRONMENTAL PTY LTD	DECOMMISSIONING OF PRIVATE BORE - RENDEZVOUS ROAD	4,937.62
27/07/2018	EF059906	DYMOCKS - BUSSELTON	LIBRARY RESOURCES	52.78
27/07/2018	EF059907	JIMS FIRST	HARDWARE SUPPLIES	36.00
27/07/2018	EF059908	BROADWATER MEDICAL CENTRE	MEDICAL SERVICES	159.50
27/07/2018	EF059909	BCP CIVIL & PLANT	EXCAVATOR & PLANT HIRE - VARIOUS WORKS	61,142.40
27/07/2018	EF059910	CANCELLED	CANCELLED - PROCESSING ERROR CANCELLED	0.00
27/07/2018	EF059911	ERTECH PTY LTD	AIRPORT DESIGN AND CONSTRUCTION	1,254,904.40
27/07/2018	EF059912	D MCKENZIE T/A LITORIA ECOSERVICES	WEED CONTROL - VARIOUS LOCATIONS	6,054.13
27/07/2018	EF059913	CHAMBER OF ARTS AND CULTURE WA	MEMBERSHIP	282.72
27/07/2018	EF059914	SPYKER TECHNOLOGIES PTY LTD	CCTV PRODUCTS AND SERVICES - SKATE PARK CAMERA REPAIR	28,549.80
27/07/2018	EF059915	NATURALISTE GLASS PTY LTD	GLASS REPAIRS AND MANUFACTURE	238.56
27/07/2018	EF059916	WORK METRICS	HEALTH AND SAFETY SOFTWARE	110.00
27/07/2018	EF059917	COLES.COM.AU	COUNCIL & STAFF REFRESHMENTS	969.80
27/07/2018	EF059918	MARGARET RIVER BUSSELTON TOURISM ASSOCIATION	ADVERTISING	270.00
27/07/2018	EF059919	THE URBAN COFFEE HOUSE	CATERING - VARIOUS EVENTS	2,609.00
27/07/2018	EF059920	EVERETT'S HOME AND YARD MAINTENANCE	MAINTENANCE SERVICES - GLC	522.50
27/07/2018	EF059921	MARKETFORCE PTY LTD	ADVERTISING - THE WEST AUSTRALIAN	993.05
27/07/2018	EF059922	SPORTFIRST BUSSELTON	SPORTING PRODUCTS - YCAB	54.95
27/07/2018	EF059923	TROPHIES ON TIME	NAME BADGE SUPPLIER	302.50
27/07/2018	EF059924	KLEENIT PTY LTD	GRAFFITI REMOVAL - VARIOUS LOCATIONS	1,164.35
27/07/2018	EF059925	CALIBRE PROFESSIONAL SERVICES PTY LTD	ENGINEERING SERVICES - PEEL TERRACE	13,200.00
27/07/2018	EF059926	VASSE BAR CAFE	VOUCHERS	200.00
27/07/2018	EF059927	TYRECYCLE PTY LTD	TYRE RECYCLING - BSN & DSN TIP	2,812.39
27/07/2018	EF059928	HOCKING HERITAGE STUDIO	HERITAGE ADVISORY SERVICE	1,320.28
27/07/2018	EF059929	NATURALISTE HYGIENE SERVICES	HYGIENE SERVICES - VARIOUS LOCATIONS	6,803.13
27/07/2018	EF059930	CASH REGISTER WAREHOUSE	LIBRARY RESOURCES - BSN LIBRARY	1,523.00
27/07/2018	EF059931	FRONTLINE FIRE & RESCUE EQUIPMENT	EMERGENCY RESPONSE EQUIPMENT	240.08

Date	Payment Ref.	Name	Description	Amount
27/07/2018	EF059932	STIHL SHOP DUNSBOROUGH	PLANT PURCHASES / SERVICES / PARTS	1,160.85
27/07/2018	EF059933	BARRY ALLEN ELECTRICAL SERVICES PTY LTD	ELECTRICAL SERVICES - GLC	1,845.80
27/07/2018	EF059934	BUNBURY COFFEE MACHINES	COFFEE MACHINE SUPPLIES - GLC	715.40
27/07/2018	EF059935	CAVES HOUSE HOTEL	PROMOTION - SCREEN 3 X SHORT FILMS	600.00
27/07/2018	EF059936	THE PLANT SUPPLY CO	PLANT TRANSFER - DEPOT	792.00
27/07/2018	EF059937	IMAGELAB	ADVERTISING - ARTGEO	330.00
27/07/2018	EF059938	TRISLEY'S HYDRAULIC SERVICES PTY LTD	SERVICE UV AT GLC	2,750.00
27/07/2018	EF059939	ENVIRONMENTAL HEALTH AUSTRALIA (SA) INV	TRAINING SERVICES	386.20
27/07/2018	EF059940	BUSSELTON DUNSBOROUGH MAIL	ADVERTISING SERVICES - NCC VACATION CARE & LIBRARY BOOK SALE	850.00
27/07/2018	EF059941	GLOBAL SYNTHETICS PTY LTD	GEOTEXTILES AND GABIONS	438.90
27/07/2018	EF059942	IMAGE ON LINE	MARKETING - GLC	261.25
27/07/2018	EF059943	RIDER LEVETT BUCKNALL WA PTY LTD	QUANTITY SURVEY SERVICES - BMRA	8,525.00
27/07/2018	EF059944	ABIGAIL COX	ENERGY AND NUTRITION PRODUCTS - GLC	32.00
27/07/2018	EF059945	PROTEUS LEADERSHIP	PROFESSIONAL DEVELOPMENT- TRAINING	8,750.00
27/07/2018	EF059946	DENADA SURVEYS PTY LTD	SURVEYING SERVICES - MEELUP	935.00
27/07/2018	EF059947	AUSTRALIAN ARMY CADETS ASSOCIATION WA INC	KIDSPORT VOUCHERS	200.00
27/07/2018	EF059948	COMMUNITY HOUSING INDUSTRY ASSOC LTD	MEMBER FEES	844.10
27/07/2018	EF059949	DOUTH CONTRACTING	PROPERTY & GARDEN MAINTENANCE - WINDERLUP VILLAS	1,456.73
27/07/2018	EF059950	GEOGRAPHE UNDERGROUND SERVICES	UNDERGROUND SERVICES	726.00
27/07/2018	EF059951	DEPARTMENT OF PLANNING, LANDS AND HERITAGE	LEASE AGREEMENT	550.00
27/07/2018	EF059952	COMMERCIAL AQUATICS AUSTRALIA	GLC MAINTENANCE - OD SAND FILTERS	23,942.49
27/07/2018	EF059953	PREMIER TARPS	TARPAULINS FOR TRUCKS - DEPOT	5,159.00
27/07/2018	EF059954	REDFISH TECHNOLOGIES PTY LTD	AUDIO VIDEO CONSULTING	6,902.50
27/07/2018	EF059955	INVESTING IN OUR YOUTH INC	SUPPORT SERVICES - CHILDCARE VACATION	130.00
27/07/2018	EF059956	CORSIGN WA PTY LTD	SINGAGE AND TRAFFIC ACCESSORIES	46.20
27/07/2018	EF059957	GEOGRAPHE COMMUNITY LANDCARE NURSERY	NURSERY SUPPLIES - MEELUP	5,782.00
27/07/2018	EF059958	STUDIO EVANS LANE	FEASIBILITY AND DESIGN SERVICES - BSN FORESHORE	4,000.00
27/07/2018	EF059959	2 OCEANS TACKLE	WADERS FOR HEALTH DEPARTMENT	408.00
27/07/2018	EF059960	ARTEZEN CAFE	GIFT VOUCHERS - NCC NETBALL PREMIERS	325.00
27/07/2018	EF059961	WELL DONE INTERNATIONAL PTY LTD	AFTERHOURS CALL CENTRE SERVICE	3,262.38
27/07/2018	EF059962	SIMMO'S ICE CREAMERY	CATERING - NCC VACATION CARE	112.70
27/07/2018	EF059963	STALEY FOOD & PACKAGING	CLEANING CHEMICALS - VARIOUS LOCATIONS	459.27
27/07/2018	EF059964	DUNSBOROUGH CELLARS	REFRESHMENTS - NCC NETBALL FINALS	230.05
27/07/2018	EF059965	CLARK RUBBER	SPORT EQUIPMENT SUPPLIER - GLC	781.00
27/07/2018	EF059966	PASSMORE AUTOMOTIVE	VEHICLE MAINTENANCE SERVICES - DEPOT	2,205.25
27/07/2018	EF059967	ARL LABORATORIES	ANALYTICAL SERVICES	82.50
27/07/2018	EF059968	GEOBOX PTY LTD	VEHICLE CAMERAS	198.00
27/07/2018	EF059969	TENDERLINK.COM	TENDER ADVERTISING - VARIOUS WORKS	495.00
27/07/2018	EF059970	BUSSELTON REMEDIAL MASSAGE	CORPORATE MASSAGE	100.00

Date	Payment Ref.	Name	Description	Amount
27/07/2018	EF059971	BAYTHE LINEN AND LAUNDRY	SUPPLY OF CLEAN LINEN	142.92
27/07/2018	EF059972	FRESH AS	REFRESHMENTS - GLC	417.70
27/07/2018	EF059973	ADVANCED DRIVEWAY SEALING	MAINTENANCE SERVICES - MARINE TERRACE	990.00
27/07/2018	EF059974	ANSTEE EARTHMOVING CO	EARTHMOVING SERVICES - OPEN DRAIN ALAN STREET	484.00
27/07/2018	EF059975	PYJAMA DRAMA SOUTH WEST	INTERACTIVE THEATRE SHOW - BSN & DNS LIBRARY	300.00
27/07/2018	EF059976	PRIME MEDIA GROUP LTD	ADVERTISING SERVICES - GLC	429.00
27/07/2018	EF059977	CASA STUDIO	SUPPLY & INSTALL GLASS PANELS & CABINERY	6,100.00
27/07/2018	EF059978	MIKE RITCHIE AND ASSOCIATES PTY LTD	PRELIMINARY VIABILITY ASSESSMENT	2,200.00
27/07/2018	EF059979	CSSTECH GROUP PTY LTD	ICT SERVICES	1,370.27
27/07/2018	EF059980	DORSOGNA LIMITED	ICE CREAM AND SMALL GOODS - GLC	2,178.48
27/07/2018	EF059981	ARSC	RAILWAY SUPPLIES - DEPOT	6,550.00
27/07/2018	EF059982	ASF CLEANING PTY LTD	CLEANING SERVICES - VARIOUS LOCATIONS	47,853.90
27/07/2018	EF059983	WESTERN AUSTRALIAN ALTERNATIVE ENERGY	SOLAR PANEL INSTALLATION - COB	31,196.00
27/07/2018	EF059984	LLOYDS REGISTER INTERNATIONAL	INSPECTION AND EXPEDITING SERVICES - WASTE	3,323.76
27/07/2018	EF059985	COWARAMUP BAKERY	REFRESHMENTS - FRIENDS GROUP TRAINING	192.50
27/07/2018	EF059986	JDM EARTHWORKS	CLEAN DRAIN - YELVERTON ROAD	11,253.00
27/07/2018	EF059987	COMPUTER WEST	SENIORS INFORMATION TECHNOLOGY - BSNLIBRARY EVENT	345.00
27/07/2018	EF059988	DOWN SOUTH WATER CARTAGE	WATER CARTAGE - RENDEZVOUS ROAD	760.00
27/07/2018	EF059989	SOUTH WEST PROPERTY SETTLEMENTS	CONVEYANCING SERVICES	1,833.40
27/07/2018	EF059990	WORKSAFE GUARDIAN AUSTRALIA	WORKSAFE FOR RANGERS WELFARE	891.00
27/07/2018	EF059991	FAT DUCK CYCLES & ESPRESSO BAR	GIFT VOUCHER	150.00
27/07/2018	EF059992	SIMON THUIJS	SOCIAL MEDIA TRAINING WORKSHOPS	1,500.00
27/07/2018	EF059993	CURTIN UNIVERSITY-MENTALLY HEALTHY WA	YOUTH CONNECTORS WORKSHOP	195.00
27/07/2018	EF059994	HARVEY NORMAN AV/IT SUPERSTORE BUSSELTON	ELECTRICAL APPLIANCE SERVICES - YOUTH CENTRE	1,020.00
27/07/2018	EF059995	EMBROIDME PERTH CBD	DECORATED UNIFORMS AND PROMTIONAL ITEMS - GLC	4,892.42
27/07/2018	EF059996	BRIGIT MCKENZIE-RAE	FIRST AID TRAINING	2,079.00
27/07/2018	EF059997	DSI FENCING & GATES	FENCING SERVICES - NCC	3,342.90
27/07/2018	EF059998	1ICT PTY LTD	APPLE IPAD KIOSK WALL STAND - NCC VACATION CARE	2,250.45
27/07/2018	EF059999	FRASER SUITES PERTH	ACCOMMODATION	841.50
27/07/2018	EF060000	WONKY WINDMILLFARM	FARM VISIT - NCC VACATION CARE	180.00
27/07/2018	EF060001	DUNSBOROUGH GOURMET TO GO	CATERING - NCC STAFF WORKSHOP	200.00
27/07/2018	EF060002	ENGENUITY ENGINEERING	ROOF STRUCTURE PERFORMANCE SPECIFICATION - PORT GEO BRIDGE	28,600.00
27/07/2018	EF060003	MARK T WHITE	REFUND DOG REGISTRATION - NOW STERILISED	150.00
27/07/2018	EF060004	SECUREPAY PTY LTD	PAYMENT GATEWAY	1,540.00
27/07/2018	EF060005	MELISSA NELSON	REFUND DOG REGISTRATION - NOW STERILISED	100.00
27/07/2018	EF060006	SARAH LANG	REFUND DOG REGISTRATION - NOW STERILISED	100.00
27/07/2018	EF060007	JCW ELECTRICAL GROUP PTY LTD	ELECTRICAL CONTRACTING - WINDERLUP VILLAS	166.65
27/07/2018	EF060008	BOYANUP HOCKEY CLUB INC	KIDSPORT VOUCHERS	135.00
27/07/2018	EF060009	HORIZON GYMNASTICS (WA) PTY LTD	KIDSPORT VOUCHERS	380.00

Date	Payment Ref.	Name	Description	Amount
27/07/2018	EF060010	NATIONAL ASSOCIATION FOR THE VISUAL ARTS	MEMBERSHIP	320.00
27/07/2018	EF060011	AGRIFOOD TECHNOLOGY	FOOD & GRAIN TESTING	132.00
27/07/2018	EF060012	SWEET & UNIQUE (WA) PTY LTD T/AS LUV A LOLLY	CONFECTIONERY- GLC	188.38
27/07/2018	EF060013	ARROW BRONZE	MEMORIAL PLAQUES SUPPLIER	1,541.70
27/07/2018	EF060014	J D'AGOSTINO & S LUFF ARCHITECTS	ARCHITECTURAL SERVICES - TENNIS CLUB	1,210.00
27/07/2018	EF060015	STEWART & HEATON CLOTHING CO PTY LTD	PROTECTIVE CLOTHING SUPPLIER	1,171.40
27/07/2018	EF060016	PK COURIERS	COURIER SERVICES	451.00
27/07/2018	EF060017	BUSSELTON TOYOTA	VEHICLE PURCHASES / SERVICES / PARTS	800.10
27/07/2018	EF060018	BOC GASES AUSTRALIA LTD	GAS SERVICES - VARIOUS LOCATIONS	2,124.89
27/07/2018	EF060019	CJD EQUIPMENT PTY LTD	PLANT PURCHASES / SERVICES / PARTS	98.53
27/07/2018	EF060020	AC FORSTER & SON	PLUMBING SERVICES	465.00
27/07/2018	EF060021	FENNESSY'S	VEHICLE PURCHASES / SERVICES / PARTS - DEPOT	1,417.80
27/07/2018	EF060022	FTE ENGINEERING	MAINTENANCE SERVICES - DEPOT	4,826.25
27/07/2018	EF060023	GROCK GLASS	GLASS WORK SERVICES - VARIOUS LOCATIONS	688.90
27/07/2018	EF060024	GEOGRAPHE TIMBER & HARDWARE	HARDWARE SUPPLIES	767.09
27/07/2018	EF060025	DUCHESS MEDICAL PRACTICE	MEDICAL SERVICES	76.30
27/07/2018	EF060026	B & J CATALANO PTY LTD	GRAVEL CRUSHING - PEEL TERRACE	6,401.52
27/07/2018	EF060027	MALATESTA ROAD PAVING & HOTMIX	ROAD HOTMIX / PAVING SERVICES - VARIOUS LOCATIONS	46,676.30
27/07/2018	EF060028	BUCHER MUNICIPAL PTY LTD	ENGINEERING - PLANT SPARES & SERVICING	125.29
27/07/2018	EF060029	NICHOLLS MACHINERY	PLANT PURCHASES / SERVICES / PARTS	108.68
27/07/2018	EF060030	ROYAL LIFE SAVING SOCIETY - WESTERN AUSTRALIA	TRAINING SERVICES	93.50
27/07/2018	EF060031	LANDGATE CUSTOMER ACCOUNT	LAND INFORMATION AND TITLE SEARCHES	328.90
27/07/2018	EF060032	HANSON CONST. MATERIALS PTY LTD	CONCRETE PATHWAYS - VARIOUS LOCATIONS	12,749.48
27/07/2018	EF060033	DELRON CLEANING BUSSELTON	BBQ CLEANING - VARIOUS LOCATIONS	15,735.35
27/07/2018	EF060034	SOUTH WEST STEEL PRODUCTS	STEEL PRODUCTS SUPPLIER	711.92
27/07/2018	EF060035	SOUTH WEST MACHINING CENTRE	SUPPLY & INSTALL CHAINS GRATES FLUTES - GLC	10,560.00
27/07/2018	EF060036	LANDGATE (VALUER GENERAL'S OFFICE)	LAND VALUATIONS	309,372.16
27/07/2018	EF060037	PENDREY AGENCIES P/L	RURAL SUPPLIES - BSN FORESHORE	5,916.90
27/07/2018	EF060038	WINC AUSTRALIA PTY LTD	STATIONERY SUPPLIER - BSN	1,110.06
27/07/2018	EF060039	BUSSELTON MOTORS (MITSUBISHI/MAZDA)	VEHICLE PURCHASES / SERVICES / PARTS	901.71
27/07/2018	EF060040	COURIER AUSTRALIA	COURIER SERVICES	262.95
27/07/2018	EF060041	DUNSBOROUGH BOBCAT SERVICE	EARTHMOVING - BOBCAT HIRE - LAYMAN ROAD	7,821.00
27/07/2018	EF060042	PRO-LINE KERBING	KERBING SERVICES - PEEL TERRACE	12,081.52
27/07/2018	EF060043	SW PRECISION PRINT	PRINTING SERVICES - GLC	1,443.00
27/07/2018	EF060044	SOUTH WEST ISUZU	PLANT PURCHASES / SERVICES / PARTS	1,099.61
27/07/2018	EF060045	BLACKWOODS	FLEET CONSUMABLES & MAINTENANCE PARTS	13.29
27/07/2018	EF060046	ANIMAL PEST MANAGEMENT SERVICES	PEST CONTROL SERVICES - MEELUP	3,168.00
27/07/2018	EF060047	IT VISION AUSTRALIA PTY LTD	SOFTWARE LICENCE	6,050.00
27/07/2018	EF060048	BAY SIGNS	SIGNAGE SERVICES - ARTGEO	105.00

Date	Payment Ref.	Name	Description	Amount
27/07/2018	EF060049	ACTIV FOUNDATION INC	MAINTENANCE SERVICES - VARIOUS WORKS & LOCATIONS	30,525.00
27/07/2018	EF060050	BUSSELTON PEST & WEED CONTROL	PEST CONTROL SERVICES VARIOUS LOCATIONS	14,527.26
27/07/2018	EF060051	ALL BUSSELTON GAS & PLUMBING SERVICE	PLUMBING SERVICES	428.00
27/07/2018	EF060052	DUNSBOROUGH & DISTRICT COUNTRY CLUB	GRANT 2018 - DOWN SOUTH MTB FESTIVAL	3,300.00
27/07/2018	EF060053	WESTRAC EQUIPMENT P/L	PLANT PURCHASES / SERVICES / PARTS - DEPOT	5,783.82
27/07/2018	EF060054	BUSSELTON BUILDING PRODUCTS	BUILDING PRODUCT SUPPLIER - DEPOT	2,102.60
27/07/2018	EF060055	LAWRENCE & HANSON	ELECTRICAL/PROTECTIVE CLOTHING SUPPLIES - DEPOT	1,601.41
27/07/2018	EF060056	B & B STREET SWEEPING	STREET SWEEPING SERVICE - VARIOUS WORKS & LOCATIONS	12,828.53
27/07/2018	EF060057	WORK CLOBBER	PROTECTIVE CLOTHING SUPPLIER	527.00
27/07/2018	EF060058	BSEWA	ELECTRICAL SERVICES - VARIOUS LOCATIONS	27,153.17
27/07/2018	EF060059	PENFOLDS TRANSPORT PTY LTD	CARTAGE HIRE - CART SAND - ALAN STREET	1,188.00
27/07/2018	EF060060	KLEENHEAT GAS	GAS SERVICES - VARIOUS LOCATIONS	1,886.50
27/07/2018	EF060061	BUNNINGS BUILDING SUPPLIES	HARDWARE SUPPLIES - VARIOUS WORKS & LOCATIONS	2,783.26
27/07/2018	EF060062	BENARA NURSERY	NURSERY SUPPLIES - DEPOT	9,331.81
27/07/2018	EF060063	BUSSELTON REFRIGERATION & AIRCONDITIONING	REFRIGERATION/AIR CONDITIONING - DEGAS BSN/DNS TIPS	1,690.00
27/07/2018	EF060064	SOUTHWEST TYRE SERVICE	PLANT TYRE SUPPLIER / REPAIRER - FLEET	16,841.00
27/07/2018	EF060065	DAVID MILDWATERS ELECTRICAL	MAINTENANCE SERVICES - VARIOUS LOCATIONS	7,728.41
27/07/2018	EF060066	CHUBB FIRE & SECURITY PTY LTD	FIRE EQUIPMENT SERVICES	3,370.95
27/07/2018	EF060067	SIGMA COMPANIES GROUP PTY LTD	CHEMICAL SUPPLIER - GLC	719.36
27/07/2018	EF060068	DIAL BEFORE YOU DIG	CABLE LOCATION SERVICE	1,834.69
27/07/2018	EF060069	COLES	COUNCIL & STAFF REFRESHMENTS	355.93
27/07/2018	EF060070	BAREFOOT BOOKS	LIBRARY RESOURCES - BSN	196.77
27/07/2018	EF060071	CARDNO (WA) PTY LTD	CONSULTANCY SERVICES - DEPOT	11,364.10
27/07/2018	EF060072	ACROMAT	SPORT EQUIPMENT SUPPLIER - GLC	5,242.60
27/07/2018	EF060073	CAPERS SOUTHWEST CATERING SERVICES	CATERING BSN LIBRARY	350.00
27/07/2018	EF060074	SOILS AINT SOILS	NURSERY SUPPLIES - CHURCHILL PARK	420.00
27/07/2018	EF060075	BUSSELTON WELDING SERVICES	WELDING SERVICES	4,900.50
27/07/2018	EF060076	HITACHI CONSTRUCTION MACHINERY	PLANT PURCHASES / SERVICES / PARTS	321.54
27/07/2018	EF060077	ECONOMIC DEVELOPMENT AUSTRALIA (EDA)	MEMBERSHIP / TRAINING SERVICES	400.00
27/07/2018	EF060078	MALCOLM THOMPSON PUMPS	PUMP SERVICES	873.40
27/07/2018	EF060079	D W & S V ROBERTS	CONCRETE SERVICES - BSN FORESHORE	7,110.00
27/07/2018	EF060080	GAS-IT PIPE CONTRACTING	GAS SERVICES - PEEL TERRACE	8,906.70
27/07/2018	EF060081	CLEANAWAY	WASTE MANAGEMENT SERVICES - VARIOUS LOCATIONS	93,398.83
27/07/2018	EF060082	AUTO ONE	PLANT PURCHASES / SERVICES / PARTS	1,211.70
27/07/2018	EF060083	RICOH BUSINESS CENTRE	OFFICE EQUIPMENT SERVICES - PHOTOCOPYING - COB	9,154.49
27/07/2018	EF060084	WREN OIL	WASTE OIL SERVICES	264.00
27/07/2018	EF060085	CAPE CELLARS BUSSELTON	REFRESHMENTS - EVENT	374.93
27/07/2018	EF060086	SPORTSWORLD OF WA	SPORT EQUIPMENT SUPPLIER - GLC	1,502.60
27/07/2018	EF060087	GLOBE SIGN CO.	SIGNAGE SERVICES - GLC	418.00

Date	Payment Ref.	Name	Description	Amount
27/07/2018	EF060088	CROSS SECURITY SERVICES	SECURITY SERVICES - COB	5,477.56
27/07/2018	EF060089	LAMANNA COMMERCIAL PLUMBING & DRAINAGE	HIRE EXCAVATOR - DRAINAGE WORKS - JOHNSTON AVE	5,346.00
27/07/2018	EF060090	BURKE AIR	AIR CONDITIONING SERVICES - BSN JETTY OBOBSERVATORY	2,626.80
27/07/2018	EF060091	AUSTRALIA DAY COUNCIL OF WESTERN AUSTRALIA	MEMBERSHIP	577.50
27/07/2018	EF060092	WML CONSULTANTS PTY LTD	CONSULTANCY SERVICES	536.25
27/07/2018	EF060093	SURVCON PTY LTD	SURVEY SERVICES - BJTP	2,772.00
27/07/2018	EF060094	GANNAWAYS CHARTER AND TOURS	BUS HIRE SERVICE - NCC VACATION CARE	1,135.00
27/07/2018	EF060095	LEEUEWIN TRANSPORT	COURIER SERVICES - DEPOT	1,311.66
27/07/2018	EF060096	ORBIT HEALTH & FITNESS SOLUTIONS	GYM EQUIPMENT SUPPLIER - GLC	472.95
27/07/2018	EF060097	GRASSIAS TURF MANAGEMENT	CRICKET PITCH MANAGEMENT SERVICES - BOVELL PARK	3,900.00
27/07/2018	EF060098	HERBERT SMITH FREEHILLS	LEGAL SERVICES	1,436.20
27/07/2018	EF060099	P & M AUTOMOTIVE EQUIPMENT	MAINTENANCE SERVICES	338.25
27/07/2018	EF060100	GEOGRAPHE SAWS AND MOWERS	PLANT PURCHASES / SERVICES / PARTS	3,333.15
27/07/2018	EF060101	SAFE & SURE SECURITY PTY LTD	SECURITY SERVICES - ALARM OCCURANCE - VARIOUS LOCATIONS	1,210.00
27/07/2018	EF060102	CITY AND REGIONAL FUELS	FUEL SERVICES	5,196.47
27/07/2018	EF060103	LD TOTAL	LANDSCAPING SERVICES - TREE REPLACEMENT	6,024.70
27/07/2018	EF060104	TOTAL HORTICULTURAL SERVICES	LANDSCAPING SERVICES - JOHNSON AVE	5,803.54
27/07/2018	EF060105	BDA TREE LOPPING	TREE LOPPING SERVICES - EDWARDS & HAYSHED ROAD VERGES	23,020.80
27/07/2018	EF060106	BAY CABINETS	FURNITURE PRODUCT SUPPLIER - GLC	1,765.01
27/07/2018	EF060107	TRADE HIRE	PLANT HIRE & EQUIPMENT SERVICES	76.04
27/07/2018	EF060108	DOOR HARDWARE SOLUTIONS	HARDWARE SUPPLIES	110.88
27/07/2018	EF060109	ALLOY & STAINLESS PRODUCTS PTY LTD	PLANT PURCHASES / SERVICES / PARTS	954.51
27/07/2018	EF060110	RMS (AUST) PTY LTD	SOFTWARE SERVICES	119.90
27/07/2018	EF060111	EXTERIA	INFRASTRUCTURE SERVICES	303.60
27/07/2018	EF060112	THE ARTIST'S CHRONICLE	ADVERTISING SERVICES - ARTGEO	2,120.00
27/07/2018	EF060113	CAMMS	INTERPLAN RELATED EXPENSES	5,280.00
27/07/2018	EF060114	FIRST CAPE NATURALISTE SCOUT GROUP	KIDS SPORT VOUCHERS	150.00
27/07/2018	EF060115	QK TECHNOLOGIES PTY LTD	MEMBERSHIP - GLC VACATION CARE	690.00
27/07/2018	EF060116	ARUP PTY LTD	CONSULTANCY SERVICES - ALTERATIONS TO EXISITNG TERMINAL	6,820.00
27/07/2018	EF060117	HART SPORT	SPORT EQUIPMENT SUPPLIER - GLC	956.60
27/07/2018	EF060118	BRIAN FISHER FABRICATIONS	MAINTENANCE SERVICES - CHAMBERS RD BRIDGE GUARDRAIL	23,158.30
27/07/2018	EF060119	CAPE DRYCLEANERS	LINEN CLEANING SERVICES	6.60
27/07/2018	EF060120	HIP POCKET WORK WEAR AND SAFETY	UNIFORMS & PROTECTIVE CLOTHING	728.77
27/07/2018	EF060121	NEVERFAIL SPRINGWATER LTD	WATER REFILL SERVICE - DNS & BSN WASTE FACILITY	26.65
27/07/2018	EF060122	T-QUIP	MOWER PARTS & SERVICE	450.00
27/07/2018	EF060123	LOCAL GOVERNMENT PROFESSIONALS AUSTRALIA (WA DIVISION)	TRAINING SERVICES	2,640.00
27/07/2018	EF060124	BEACHLANDS LAWNMOWING SERVICE	LAWN MOWING SERVICE - OCEAN PALM VILLAS	260.00
27/07/2018	EF060125	CHRISTINE SKEGGS	ART SALES / BOND REFUND	240.00
27/07/2018	EF060126	BRIAN MCCARROLL	STAFF REIMBURSEMENT	33.50

Date	Payment Ref.	Name	Description	Amount
27/07/2018	EF060127	BCP MATERIALS PTY LTD	SAND SUPPLIES - BSN FORESHORE PROTECTION	15,044.37
27/07/2018	EF060128	THE URBAN COFFEE HOUSE	CATERING - COB	180.00
27/07/2018	EF060129	KITCHEN TAKEOVERS	CATERING - QANTAS VIP FUNCTION	1,608.50
27/07/2018	EF060130	JONATHON LANGER	HOLIDAY HOUSE REFUND	250.00
27/07/2018	EF060131	R & I DIEK	BJTP REFUND	62.00
27/07/2018	EF060132	SIMONE ALLEN	BJTP REFUND	12.00
27/07/2018	EF060133	J D'AGOSTINO & S LUFF ARCHITECTS	ARCHITECTURAL SERVICES - TENNIS CLUB	10,972.50
27/07/2018	EF060134	H SIENKEWITZ	REFUND OF ANIMAL TRAP BOND	100.00
27/07/2018	EF060135	VASSE BUSHFIRE BRIGADE	PETTY CASH REIMBURSEMENT	162.60
27/07/2018	EF060136	YALLINGUP RURAL BUSHFIRE BRIGADE	PETTY CASH REIMBURSEMENT	772.45
27/07/2018	EF060137	SUSSEX BUSHFIRE BRIGADE	PETTY CASH REIMBURSEMENT	240.01
27/07/2018	EF060138	AUSTRALIA'S SOUTH WEST	SHARED DIGITAL ASSETS PROJECT	5,500.00
27/07/2018	EF060139	TRACEY KING	STAFF REIMBURSEMENT - FEDERAL PROJECT ADVOCACY CANBERRA	984.00
27/07/2018	EF060140	ANA MARSIC	STAFF REIMBURSEMENT - TRAINING	83.40
27/07/2018	EF060141	JAYLENE CHAMBERS	STAFF REIMBURSEMENT	60.69
27/07/2018	EF060142	CRANEFORD PLUMBING PTY LTD	PLUMBING - RENDEZVOUS ROAD PIPELINE	125,732.20
				5,136,944.52

INTERNAL PAYMENT VOUCHERS - JULY 2018

30/06/2018	DD003511	LES MILLS ASIA PACIFIC	CONTRACT FEES - GLC	749.20
30/06/2018	DD003512	LES MILLS ASIA PACIFIC	CONTRACT FEES - NCC	561.90
30/06/2018	DD003513	CALTEx AUSTRALIA PETROLEUM PTY LTD	FUEL SERVICES	66,412.73
4/07/2018	DD003514	PAY 1	FORTNIGHTLY PAYROLL	702,749.96
30/06/2018	DD003515	ANZ BANK - VISA CARD	CREDIT CARD PAYMENT	13,872.35
18/07/2018	DD003516	PAY 2	FORTNIGHTLY PAYROLL	701,469.12
2/07/2018	DD003517	ANZ BANK	BANK FEES	2,634.76
4/07/2018	DD003518	WA COUNTRY BUILDERS PTY LTD	BPAY REFUND - DA18/0414	1,100.67
6/07/2018	DD003519	ANZ BANK	BANK FEES	291.15
6/07/2018	DD003520	ANZ BANK	BANK FEES	133.50
11/07/2018	DD003521	AJ & A HOTAIT	REFUND OF RATE OVERPAYMENT	850.00
16/07/2018	DD003522	COMMONWEALTH BANK	BANK FEES	86.93
19/07/2018	DD003523	C & T O'SULLIVAN	BPAY REFUND - PA18/0026	73.00
23/07/2018	DD003524	C & N COLEMAN	REFUND OF OVERPAYMENT HR13/0383 - BPAY	242.50
13/07/2018	DD003525	K HICK	REFUND BPOINT - CHARGED TWICE	151.00
13/07/2018	DD003526	TAYLOR BURRELL BARNETT TOWN PLANNING & DESIGN	REFUND BPOINT - DA18/0092	174.00
23/07/2018	DD003527	SPECIAL PAY 7563	SPECIAL PAY	87.98
23/07/2018	DD003528	C MCGRATH	REFUND BPOINT -PAID TWICE	490.90
31/07/2018	DD003529	ANZ BANK	BANK FEES	15.00
				1,492,146.65



LISTING OF PAYMENTS MADE
UNDER DELEGATED AUTHORITY
FOR THE MONTH OF AUGUST 2018

Summary

MUNICIPAL ACCOUNT	CHEQUE # 115959 - 116106	\$527,086.80
ELECTRONIC TRANSFER PAYMENTS	EF060143- EF060661	\$5,971,936.53
TRUST ACCOUNT	007406 - 007408	\$19,355.78
INTERNAL PAYMENT VOUCHERS	DD003530 - DD003557	\$2,242,024.41
Total Payments		\$8,760,403.52

MUNICIPAL ACCOUNT - AUGUST 2018

DATE	Payment Ref.	NAME	DESCRIPTION	AMOUNT
2/08/2018	115959	CANCELLED	PROCESSING ERROR - CANCELLED	\$0.00
2/08/2018	115960	CITY OF BUSSELTON	VARIOUS REIMBURSEMENTS	4,237.93
2/08/2018	115961	CALLOWS CORNER NEWS	NEWSAGENCY / STATIONERY SUPPLIES	296.00
3/08/2018	115962	TELSTRA CORPORATION	COMMUNICATION SERVICES	199.95
3/08/2018	115963-115964	SYNERGY	ELECTRICITY SUPPLIES	83,135.60
9/08/2018	115965	TOWN PLAN & ROAD BONDS	TOWN PLAN & ROAD BOND REFUND	11,193.00
9/08/2018	115966	W SEMPLE	REFUND OVERPAYMENT COMMUNITY FACILITY YALLINGUP	1,536.00
10/08/2018	115967	C ROSE	REFUND OF HALL & KEY DEPOSITS - UNDALUP	500.00
10/08/2018	115968	TELSTRA CORPORATION	COMMUNICATION SERVICES	8,045.62
10/08/2018	115969	CITY OF BUSSELTON	VARIOUS REIMBURSEMENTS	208.00
10/08/2018	115970	WATER CORPORATION	WATER SERVICES	334.57
10/08/2018	115971	SYNERGY	ELECTRICITY SUPPLIES	9,211.60
10/08/2018	115972	BOND ADMINISTRATOR	AGED HOUSING BONDS	959.20
13/08/2018	115973	WA COUNTRY HEALTH SERVICE	REFUND OF HALL & KEY DEPOSITS - CRC	200.00
13/08/2018	115974	WA COUNCIL OF SOCIAL SERVICES	REFUND OF HALL & KEY DEPOSITS - CRC	200.00
13/08/2018	115975	J TAYLOR	REFUND OF HALL & KEY DEPOSITS - CRC	200.00
13/08/2018	115976	BSN MENS DART ASSOCIATION INC.	REFUND OF HALL & KEY DEPOSITS - YOUTH CENTRE	185.00
13/08/2018	115977	INDIGENOUS PROFESSIONAL SERVICES	REFUND OF HALL & KEY DEPOSITS - YCAB MULTIFUNCTION	200.00
13/08/2018	115978	ROTARY CLUB OF BSN GEOGRAPHE BAY	REFUND OF HALL & KEY DEPOSITS - RAILWAY HALL	150.00

DATE	Payment Ref.	NAME	DESCRIPTION	AMOUNT
13/08/2018	115979	DARYL JOHNSON	REFUND OF HALL & KEY DEPOSITS - CIVIC CENTRE	150.00
13/08/2018	115980	DEPT OF PLANNING LANDS & HERITAGE	REFUND OF HALL & KEY DEPOSITS - CHURCHILL PARK HALL	150.00
13/08/2018	115981	E ALLEN	REFUND OF HALL & KEY DEPOSITS - CRC	200.00
13/08/2018	115982	GEOGRAPHE BUSINESS REFERRAL GROUP	REFUND OF HALL & KEY DEPOSITS - CRC	200.00
13/08/2018	115983	C COUSINS	REFUND OF HALL & KEY DEPOSITS - CHURCHILL PARK HALL	185.00
13/08/2018	115984	BUSSELTON TOYOTA	REFUND OF HALL & KEY DEPOSITS - UNDALUP	500.00
13/08/2018	115985	SOUTHERN CROSS AUSTERO	REFUND OF HALL & KEY DEPOSITS - UNDALUP	500.00
13/08/2018	115986	BSN MENS DART ASSOCIATION INC.	REFUND OF HALL & KEY DEPOSITS - CIVIC CENTRE	40.00
13/08/2018	115987	SW ABORIGINAL LAND & SEA COUNCIL	REFUND OF HALL & KEY DEPOSITS - CHURCHILL PARK HALL	150.00
13/08/2018	115988	SCHOOL TOURS AUSTRALIA	REFUND OF HALL & KEY DEPOSITS - CIVIC CENTRE	150.00
13/08/2018	115989	GEOCATCH	REFUND OF HALL & KEY DEPOSITS	150.00
13/08/2018	115990	CANCELLED	PROCESSING ERROR - CANCELLED	0.00
13/08/2018	115991	CANCELLED	PROCESSING ERROR - CANCELLED	0.00
13/08/2018	115992	RED CROSS SOCIETY (WA)	REFUND OF HALL & KEY DEPOSITS - CIVIC CENTRE	60.00
13/08/2018	115993	BUNBURY SUPADANCE STUDIO	REFUND OF HALL & KEY DEPOSITS - CHURCHILL PARK HALL	60.00
13/08/2018	115994	J BEVIS	REFUND OF HALL & KEY DEPOSITS - HIGH ST HALL	385.00
13/08/2018	115995	CRANEFORD PLUMING PTY LTD	REFUND HA18/0216 APPLICATION	236.00
13/08/2018	115996	IR & MA LEWIS	CORRECTION TO RATE CATEGORY	10,374.94
13/08/2018	115997	DEPARTMENT OF TRANSPORT	PLANT REGISTRATION - SPECIAL PLATES	327.00
13/08/2018	115998	D & A PRESTIPINO	CROSSOVER SUBSIDY PAYMENT	279.70
13/08/2018	115999	H SHEFFIELD & J CALDER	CROSSOVER SUBSIDY PAYMENT	120.10
13/08/2018	116000	GEOFFREY MANN	CROSSOVER SUBSIDY PAYMENT	66.20
13/08/2018	116001	L & T MUNYARD	CROSSOVER SUBSIDY PAYMENT	113.70
13/08/2018	116002	J & S GREENFIELD	CROSSOVER SUBSIDY PAYMENT	148.10
13/08/2018	116003	J & S MCNAB	CROSSOVER SUBSIDY PAYMENT	140.80
13/08/2018	116004	J CARIGE	CROSSOVER SUBSIDY PAYMENT	201.80
13/08/2018	116005	S COSTELLO	CROSSOVER SUBSIDY PAYMENT	154.30
13/08/2018	116006	S BURLES	CROSSOVER SUBSIDY PAYMENT	327.60
13/08/2018	116007	R BUNNEY	CROSSOVER SUBSIDY PAYMENT	317.00
13/08/2018	116008	K & N TOWNSEND	CROSSOVER SUBSIDY PAYMENT	384.80
13/08/2018	116009	A & D KARGAS	CROSSOVER SUBSIDY PAYMENT	283.10
13/08/2018	116010	B ROUSE & W GEBER	CROSSOVER SUBSIDY PAYMENT	303.50
13/08/2018	116011	C OAKES	CROSSOVER SUBSIDY PAYMENT	303.50
13/08/2018	116012	C SHAW	CROSSOVER SUBSIDY PAYMENT	303.50
13/08/2018	116013	CITY OF BUSSELTON	VARIOUS REIMBURSEMENTS	546.50
13/08/2018	116014	A PLUMMER	REFUSED HOLIDAY APPLICATION REFUND	354.00
14/08/2018	116015	D BREALEY	OVERPAYMENT OF BUILDING FEE	97.70
14/08/2018	116016	A SMITH	REFUND SEPTIC APLICATION	354.00
14/08/2018	116017	BUSSELTON PUBLIC LIBRARY - PETTY CASH	PETTY CASH REIMBURSEMENT	244.80
16/08/2018	116018	CITY OF BUSSELTON	VARIOUS REIMBURSEMENTS	4,012.93

DATE	Payment Ref.	NAME	DESCRIPTION	AMOUNT
16/08/2018	116019	CALLOWS CORNER NEWS	NEWSAGENCY / STATIONERY SUPPLIES	296.00
16/08/2018	116020	CANCELLED	PROCESSING ERROR - CANCELLED	0.00
16/08/2018	116021	CANCELLED	PROCESSING ERROR - CANCELLED	0.00
16/08/2018	116022	COUNTRY WOMENS ASSOCIATION (WA)	DONATION - ASSIST COMMUNITY CHRISTMAS LUNCH	800.00
16/08/2018	116023	CORNERSTONE CHRISTIAN COLLEGE	DONATION - ASSIST END OF YR GRADUATION & AWARD NIGHT	300.00
16/08/2018	116024	BSN SENIOR HIGH SCHOOL	DONATION - ASSIST END OF YR GRADUATION & AWARD NIGHT	200.00
16/08/2018	116025	B MURDOCH	DONATION - ASSIST - UNDER 13 STATE BOYS HOCKEY CHAMP	300.00
16/08/2018	116026	CAPE NATURALISTE COLLEGE	DONATION - ASSIST END OF YR GRADUATION & AWARD NIGHT	200.00
16/08/2018	116027	GEOGRAPHE PRIMARY SCHOOL	DONATION - ASSIST END OF YR GRADUATION & AWARD NIGHT	100.00
17/08/2018	116028	TELSTRA CORPORATION	COMMUNICATION SERVICES	78.99
17/08/2018	116029	WATER CORPORATION	WATER SERVICES	457.44
17/08/2018	116030	SYNERGY	ELECTRICITY SUPPLIES	2,621.05
21/08/2018	116031	J WILLIAM DEALE	TOWN PLAN & ROAD BOND REFUND - REVEGETATION BUFFER	1,000.00
21/08/2018	116032	BUILDING SOUTH WEST	TOWN PLAN & ROAD BOND REFUND - DUST CONTROL - GEO	1,000.00
21/08/2018	116033	TJ & LD MAGEE	TOWN PLAN & ROAD BOND REFUND - WORKS BOND - YALLINGUP	1,845.00
21/08/2018	116034	SPINNAKER DEVELOPMENT ALLIANCE PTY LTD	TOWN PLAN & ROAD BOND REFUND - DUST CONTROL - GEO	2,094.00
21/08/2018	116035	EDENHAM PTY LTD	TOWN PLAN & ROAD BOND REFUND - RD MAINTENANCE - ABBEY	1,628.00
21/08/2018	116036	BAMBIL PTY LTD	TOWN PLAN & ROAD BOND REFUND - BOLLARD WORKS - BSN	1,402.50
21/08/2018	116037	MARINESTAR HOLDINGS PTY LTD	TOWN PLAN & ROAD BOND REFUND - L/SCAPING INSTALLATION - BSN	3,795.00
21/08/2018	116038	SATTERLEY PROPERTY GROUP TPY LTD	TOWN PLAN & ROAD BOND REFUND - L/SCAPING INSTALLATION - YAL	2,500.00
21/08/2018	116039	BOYANUP GRAZING CO PTY LTD	TOWN PLAN & ROAD BOND REFUND - BOLLARD WORKS - BSN	2,722.50
21/08/2018	116040	IRONBRIDGE HOLDINGS PTY LTD	TOWN PLAN & ROAD BOND REFUND - REVEGETATION BUFFER	11,880.00
21/08/2018	116041	DR J SIKORSKI & E SIKORSKA	TOWN PLAN & ROAD BOND REFUND - WORKS BOND - BSN	6,633.00
21/08/2018	116042	MACSEA NOMINEES NO 2 PTY LTD	TOWN PLAN & ROAD BOND REFUND - DUAL USE PATH PORT GEO	10,200.00
21/08/2018	116043	AEGIS AGED CARE GROUP PTY LTD	TOWN PLAN & ROAD BOND REFUND - WORKS BOND - BROADWATER	32,400.00
21/08/2018	116044	SATTERLEY PROPERTY GROUP TPY LTD	TOWN PLAN & ROAD BOND REFUND - L/SCAPE MAIN - YALYALUP	2,500.00
21/08/2018	116045	BAMBIL PTY LTD	TOWN PLAN & ROAD BOND REFUND - FENCING BOND - BSN	13,069.82
21/08/2018	116046	SATTERLEY PROPERTY GROUP TPY LTD	TOWN PLAN & ROAD BOND REFUND - L/SCAPING INSTALLATION - YAL	2,500.00
21/08/2018	116047	SATTERLEY PROPERTY GROUP TPY LTD	TOWN PLAN & ROAD BOND REFUND - L/SCAPE MAIN - YALYALUP	2,500.00
21/08/2018	116048	SATTERLEY PROPERTY GROUP TPY LTD	TOWN PLAN & ROAD BOND REFUND - L/SCAPING INSTALLATION - YAL	6,563.95
21/08/2018	116049	SATTERLEY PROPERTY GROUP TPY LTD	TOWN PLAN & ROAD BOND REFUND - STREET TREE - YALYALUP	5,463.15
21/08/2018	116050	SATTERLEY PROPERTY GROUP TPY LTD	TOWN PLAN & ROAD BOND REFUND - L/SCAPE MAIN - YALYALUP	6,000.00
24/08/2018	116051	GEOGRAPHE LEISURE CENTRE - PETTY CASH	PETTY CASH REIMBURSEMENT	271.75
24/08/2018	116052	CITY OF BUSSELTON - PETTY CASH	PETTY CASH REIMBURSEMENT	565.15
28/08/2018	116053	LIBRARY IDEAS	DOWNLOADABLE MUSIC RESOURCES	5,220.00
28/08/2018	116054	WA STRATA MANAGEMENT	STRATA LEVY FEES & WATER CONSUMPTION	5,232.46
28/08/2018	116055	PESTICIDE SAFETY - DEPARTMENT OF HEALTH	PEST TECHNICIAN LICENCE	175.00
28/08/2018	116056	BUSSELTON WATER CORPORATION	WATER SERVICES	142,957.73
28/08/2018	116057	CALLOWS CORNER NEWSAGENCY	STAFF SOCIAL CLUB - LOTTO	340.55
28/08/2018	116058	REAL ESTATE INSTITUTE OF WESTERN AUSTRALIA (INC)	TRAINING SERVICES	726.00

DATE	Payment Ref.	NAME	DESCRIPTION	AMOUNT
27/08/2018	116059	CITY OF BUSSELTON	VARIOUS REIMBURSEMENTS	677.16
27/08/2018	116060	M & R GUIRGIS	BJTP REFUND	62.00
27/08/2018	116061	J RICHARDS	DONATION - ASSIST UNDR 15'S SOCCER 2018 PHUKET CUP	300.00
27/08/2018	116062	BSN ART SOCIETY INC.	DONATION - ASSIST 60TH ANNUNAL ART IN THE PARK	500.00
27/08/2018	116063	GEOCATCH	APPLICATION CANCELLED - CRC185/0071	400.00
27/08/2018	116064	W SMITH	OVERPAYMENT - CENTRELINK	25.00
27/08/2018	116065	PEOPLE OF DESTINY	REFUND OF HALL & KEY DEPOSITS - YCAB MULTIFUNCTION	300.00
28/08/2018	116066	V GRZELKA	REFUND OF HALL & KEY DEPOSITS - CRC	200.00
27/08/2018	116067	HOUSING INDUSTRY ASSOCIATION	REFUND OF HALL & KEY DEPOSITS - CRC	200.00
28/08/2018	116068	NATIONAL DISABILITY INSURANCE SCHEME	REFUND OF HALL & KEY DEPOSITS - CRC	200.00
28/08/2018	116069	SCHOOL CURRICULUM & STANDARDS AUTHORITY	REFUND OF HALL & KEY DEPOSITS - CRC	200.00
28/08/2018	116070	ENABLE WA INC	REFUND OF HALL & KEY DEPOSITS - CRC	200.00
28/08/2018	116071	WANDERERS JUNIOR FOOTBAL CLUB	REFUND OF HALL & KEY DEPOSITS - CHURCHILL PARK HALL	185.00
28/08/2018	116072	DEPT OF WATER & ENVIRONMENTAL REGULATION	REFUND OF HALL & KEY DEPOSITS - CRC	365.00
28/08/2018	116073	B ANDERSON	REFUND OF HALL & KEY DEPOSITS - UNDALUP	250.00
28/08/2018	116074	PLANNING SOLUTIONS	REFUND FORMAL ADVERTISING FEE	393.00
30/08/2018	116075	CITY OF BUSSELTON	VARIOUS REIMBURSEMENTS	4,043.58
30/08/2018	116076	CALLOWS CORNER NEWS	NEWSAGENCY / STATIONERY SUPPLIES	302.00
29/08/2018	116077	S TOOHEY	REFUND DOG REGISTRATION - NOW STERILISED	50.00
29/08/2018	116078	W WICKSTEED	ARTGEO WORKSHOP REFUND	100.00
30/08/2018	116079	LIONS CANCER INSTITUTE	DONATION - ASSIST SPECIAL CHILDRENS CHRISTMAS DAY	250.00
30/08/2018	116080	M ROYCE	REFUND OF HALL & KEY DEPOSITS - YALINGUP HALL	200.00
30/08/2018	116081	S CAMPBELL	REFUND HOLIDAY HOUSE APPLICATION	364.00
30/08/2018	116082	UNDALUP ASSOCIATION INC	REFUND OF HALL & KEY DEPOSITS - HIGH ST HALL	25.00
30/08/2018	116083	DUNSBOROUGH PUBLIC LIBRARY - PETTY CASH	PETTY CASH REIMBURSEMENT	52.30
30/08/2018	116084	HALL & KEY DEPOSITS	REFUND OF HALL & KEY DEPOSITS	200.00
30/08/2018	116085	N & F JOOSTE	SPONSORSHIP TO SUGITO - EXCHANGE STUDENT	100.00
30/08/2018	116086	A & D MEYER	SPONSORSHIP TO SUGITO - EXCHANGE STUDENT	100.00
30/08/2018	116087	L & W NASH	SPONSORSHIP TO SUGITO - EXCHANGE STUDENT	100.00
30/08/2018	116088	T & C ATKINSON	SPONSORSHIP TO SUGITO - EXCHANGE STUDENT	100.00
30/08/2018	116089	F & M BOWDEN	SPONSORSHIP TO SUGITO - EXCHANGE STUDENT	100.00
30/08/2018	116090	S & V KOZLOWSKI	SPONSORSHIP TO SUGITO - EXCHANGE STUDENT	100.00
30/08/2018	116091	C & A CHRISTIE	SPONSORSHIP TO SUGITO - EXCHANGE STUDENT	100.00
30/08/2018	116092	L & D FULLER	SPONSORSHIP TO SUGITO - EXCHANGE STUDENT	100.00
30/08/2018	116093	K & P HODEL	SPONSORSHIP TO SUGITO - EXCHANGE STUDENT	100.00
30/08/2018	116094	F & J PASSFIELD	SPONSORSHIP TO SUGITO - EXCHANGE STUDENT	100.00
30/08/2018	116095	J STEPHEN & S O'BRIEN	REFUND DEVELOPMENT APPLICATION	147.00
31/08/2018	116096	BUSSELTON PUBLIC LIBRARY - PETTY CASH	PETTY CASH REIMBURSEMENT	136.74
31/08/2018	116097	R & O MORO	CROSSOVER SUBSIDY PAYMENT	148.10
31/08/2018	116098	O & J DARBY	CROSSOVER SUBSIDY PAYMENT	187.60

DATE	Payment Ref.	NAME	DESCRIPTION	AMOUNT
31/08/2018	116099	G & V HODGE	CROSSOVER SUBSIDY PAYMENT	167.90
31/08/2018	116100	J RAE	CROSSOVER SUBSIDY PAYMENT	425.50
31/08/2018	116101	D MANANUI & D BUTTERWORTH	CROSSOVER SUBSIDY PAYMENT	323.80
31/08/2018	116102	TELSTRA CORPORATION	COMMUNICATION SERVICES	10,145.83
31/08/2018	116103	WATER CORPORATION	WATER SERVICES	30,705.96
31/08/2018	116104	SYNERGY	ELECTRICITY SUPPLIES	51,217.25
31/08/2018	116105	CANCELLED	PROCESSING ERROR - CANCELLED	0.00
31/08/2018	116106	MA NEWTON	REFUND DOG REGISTRATION - NOW STERILISED	30.00
				527,086.80

ELECTRONIC TRANSFER PAYMENTS - AUGUST 2018

2/08/2018	EF060143	HIF	HEALTH INSURANCE	239.35
2/08/2018	EF060144	PAY-PLAN PTY LTD	SALARY PACKAGING	20,073.65
2/08/2018	EF060145	RENTAL MANAGEMENT AUSTRALIA PTY LTD	RENT	800.00
2/08/2018	EF060146	GR & LC CHRISTIAN	RENTAL LEASE AGREEMENT	1,200.00
2/08/2018	EF060147	ACTON SOUTH WEST	STAFF REIMBURSEMENT	1,100.00
2/08/2018	EF060148	AUSTRALIAN TAXATION OFFICE	PAYG TAXATION	208,616.00
2/08/2018	EF060149	AUSTRALIAN SERVICES UNION	UNION FEES	77.70
2/08/2018	EF060150	HBH HEALTH LIMITED	MEDICAL INSURANCE	547.95
2/08/2018	EF060151	LOCAL GOV'T RACE COURSE & CEMETERY EMPLOYEES	UNION FEES	420.26
2/08/2018	EF060152	DEPUTY CHILD SUPPORT REGISTRAR	SALARY DEDUCTIONS	577.17
2/08/2018	EF060153	CITY OF BUSSELTON-SOCIAL CLUB	SOCIAL CLUB REIMBURSEMENT	216.00
2/08/2018	EF060154	STAFF CHRISTMAS CLUB	PAYROLL DEDUCTIONS	4,647.18
1/08/2018	EF060155	SUPERCHOICE	SUPERANNUATION	159,482.99
3/08/2018	EF060156	WEATHERSAFE WA (DEL-RAY CANVAS)	CANVAS SERVICES	2,337.50
3/08/2018	EF060157	PHASE 3 LANDSCAPE CONSTRUCTION PTY LTD	LANDSCAPING SERVICES - BSN FORESHORE	96,388.49
3/08/2018	EF060158	ROMEX AUSTRALIA PTY LTD	AUTOMATED CAR PARK SYSTEM	24,992.00
3/08/2018	EF060159	SOUTH WEST EMPLOYEE ASSISTANCE PROGRAM	MEDICAL SERVICES	1,122.00
3/08/2018	EF060160	WAVES ENVIRONMENTAL PTY LTD	BUSSELTON GROUNDWATER INVESTIGATION	21,421.99
3/08/2018	EF060161	OCEAN AIR CARPET CARE	CLEANING SERVICES - VARIOUS LOCATIONS	9,181.15
3/08/2018	EF060162	BIG BEN BUILDERS PTY LTD	DESIGN & CONSTRUCTION - RAILWAY HSE & AMB FIRE STATION	17,883.36
3/08/2018	EF060163	BATTERY WORLD BUNBURY	COLLECT BATTERIES & PROVIDE BINS	1,178.65
3/08/2018	EF060164	ALINTA ENERGY	ELECTRICITY	77.85
3/08/2018	EF060165	LGISWA	WORKER COMPENSATION SERVICES	512,901.74
3/08/2018	EF060166	ABEC ENVIRONMENTAL CONSULTING PTY LTD	ENVIRONMENTAL CONSULTING - RENDEZVOUS RD	17,930.00
3/08/2018	EF060167	CLEANAWAY SOLID WASTE PTY LTD	WASTE DISPOSAL SERVICES - BANKSIA RD	17,545.46
3/08/2018	EF060168	STALEY FOOD & PACKAGING	CLEANING CHEMICALS - VARIOUS LOCATIONS	12,209.43
3/08/2018	EF060169	KITCHEN TAKEOVERS	CATERING - COB EVENT	662.50
3/08/2018	EF060170	VICKI NICHOLSON	REFUND - ART CLASSES	100.00
3/08/2018	EF060171	WIDEBAND NETWORKS PTY LTD	NBN BROADBAND	2,676.70
3/08/2018	EF060172	BEST BLAST SOUTHWEST	SANDBLASTING SERVICES - TRAIN CARRIAGE	2,123.00

DATE	Payment Ref.	NAME	DESCRIPTION	AMOUNT
3/08/2018	EF060173	CLEANAWAY EQUIPMENT SERVICES	MAINTENANCE PARTS WASHER -DEPOT	947.10
3/08/2018	EF060174	LGIS	INSURANCE SERVICES	137,756.45
3/08/2018	EF060175	COLES	COUNCIL & STAFF REFRESHMENTS	361.48
10/08/2018	EF060176	SARAH PIERSON	STAFF REIMBURSEMENT	696.59
10/08/2018	EF060177	CR. G HENLEY	COUNCILLOR PAYMENT	10,350.84
10/08/2018	EF060178	PHIL HOLLETT PHOTOGRAPHY	ART SALES	95.70
10/08/2018	EF060179	LANDSAVE ORGANICS	LANDSCAPING SERVICE - DEPOT	9,999.00
10/08/2018	EF060180	CR. J McCALLUM	COUNCILLOR PAYMENT	4,830.38
10/08/2018	EF060181	JUSTIN SMITH	STAFF REIMBURSEMENT	45.50
10/08/2018	EF060182	PAY-PLAN PTY LTD	SALARY PACKAGING	307.96
10/08/2018	EF060183	MARY EVERUSS	STAFF REIMBURSEMENT	59.90
10/08/2018	EF060184	MARGARET PARKE	ART SALES	50.40
10/08/2018	EF060185	SOUTH WEST EMPLOYEE ASSISTANCE PROGRAM	MEDICAL SERVICES	2,244.00
10/08/2018	EF060186	CR. R BENNETT	COUNCILLOR PAYMENT	2,759.42
10/08/2018	EF060187	OPTUS BILLING SERVICES PTY LTD	FIXED INTERNET ACCESS	114.40
10/08/2018	EF060188	JODI MOFFETT	STAFF REIMBURSEMENT	1,344.00
10/08/2018	EF060189	CR. R REEKIE	COUNCILLOR PAYMENT	2,759.42
10/08/2018	EF060190	CR. R PAINE	COUNCILLOR PAYMENT	2,759.42
10/08/2018	EF060191	CR. P CARTER	COUNCILLOR PAYMENT	2,759.42
10/08/2018	EF060192	ALASTAIR TAYLOR	ART SALES	29.40
10/08/2018	EF060193	BIG BEN BUILDERS PTY LTD	DESIGN & CONSTRUCTION - RAILWAY HSE	822.80
10/08/2018	EF060194	ALINTA ENERGY	ELECTRICITY	51.10
10/08/2018	EF060195	RUTH BROOKS	ART SALES	44.00
10/08/2018	EF060196	JENNIFER BROWN	ART SALES	35.20
10/08/2018	EF060197	ELAMOORE NATURAL SOAPS & COSMETICS PTY LTD	ART SALES	76.80
10/08/2018	EF060198	CAROLYN RYDER	STAFF REIMBURSEMENT	58.72
10/08/2018	EF060199	KITCHEN TAKEOVERS	CATERING - SUGITO EXCHANGE PROGRAM	1,420.00
10/08/2018	EF060200	CR. L MILES	COUNCILLOR PAYMENT	2,759.42
10/08/2018	EF060201	CR. K HICK	COUNCILLOR PAYMENT	2,759.42
10/08/2018	EF060202	NATURALISTE FABRICATION & CUSTOMS	METAL FABRICATION - YCAB SCREENS	3,350.00
10/08/2018	EF060203	LIAM MARSH	PLANT TABLE DISPLAY - QANTAS	100.00
10/08/2018	EF060204	J & R PETHER	WATER CHARGES REIMBURSEMENT	140.00
10/08/2018	EF060205	G & P CURTIS	BORE INSTALLATION REIMBURSEMENT - RENDEZVOUS RD	10,043.00
10/08/2018	EF060206	FAYE MILDENHALL	ANIMAL REGISTRATION REFUND - NOW STERILIZED	50.00
10/08/2018	EF060207	DISPLAYS 2 GO	DISPLAY STANDS	4,552.90
10/08/2018	EF060208	J & D FALZON	BJTP REFUND	62.00
10/08/2018	EF060209	MS K DIRCKS	BJTP REFUND	162.00
10/08/2018	EF060210	SHIRLEY WOODWARD	RATES REFUND	794.05
10/08/2018	EF060211	LEE REDDELL	STAFF REIMBURSEMENT	415.24
10/08/2018	EF060212	J D'AGOSTINO & S LUFF ARCHITECTS	ARCHITECTURAL SERVICES - TENNIS CLUB	4,840.00

DATE	Payment Ref.	NAME	DESCRIPTION	AMOUNT
10/08/2018	EF060213	NICHOLLS MACHINERY	PLANT PURCHASES / SERVICES / PARTS - DEPOT	1,630.61
10/08/2018	EF060214	COURIER AUSTRALIA	COURIER SERVICES	316.60
10/08/2018	EF060215	THINK WATER DUNSBOROUGH	RETICULATION SERVICES - VASSE SUMP PUMP	829.17
10/08/2018	EF060216	TOTAL EDEN PTY LTD	RETICULATION SUPPLIES - VARIOUS LOCATIONS	2,243.26
10/08/2018	EF060217	ROTARY CLUB OF BUSSELTON GEOGRAPHE BAY	ART SALES	21.00
10/08/2018	EF060218	CHRISTOPHER WILLIAMSON	ART SALES	207.90
10/08/2018	EF060219	BAREFOOT BOOKS	LIBRARY RESOURCES - BSN	523.80
10/08/2018	EF060220	TECHNOLOGY ONE LIMITED	SOFTWARE SERVICES	5,013.80
10/08/2018	EF060221	PERKINS BUILDERS	CONSTRUCTION SERVICES - BSN JETTY	43,202.65
10/08/2018	EF060222	TRADE HIRE	PLANT HIRE & EQUIPMENT SERVICES	870.60
10/08/2018	EF060223	KF & JE BROOK	BUILDING FEE REFUND	1,299.28
10/08/2018	EF060224	LYNNE BOLADERAS	ART SALES	264.00
10/08/2018	EF060225	OWEN G ISBEL	ART SALES	122.40
10/08/2018	EF060226	MAIA FINANCIAL	LEASING PAYMENTS	520.62
10/08/2018	EF060227	CELIA CLARE	ART SALES	192.80
16/08/2018	EF060228	HIF	HEALTH INSURANCE	239.35
16/08/2018	EF060229	PAY-PLAN PTY LTD	SALARY PACKAGING	19,917.88
16/08/2018	EF060230	RENTAL MANAGEMENT AUSTRALIA PTY LTD	RENT	800.00
16/08/2018	EF060231	GR & LC CHRISTIAN	RENTAL LEASE AGREEMENT	1,200.00
16/08/2018	EF060232	ACTON SOUTH WEST	STAFF REIMBURSEMENT	1,100.00
16/08/2018	EF060233	AUSTRALIAN TAXATION OFFICE	PAYG TAXATION	207,272.00
16/08/2018	EF060234	AUSTRALIAN SERVICES UNION	UNION FEES	51.80
16/08/2018	EF060235	HBH HEALTH LIMITED	MEDICAL INSURANCE	547.95
16/08/2018	EF060236	LOCAL GOV'T RACE COURSE & CEMETERY EMPLOYEES	UNION FEES	420.26
16/08/2018	EF060237	DEPUTY CHILD SUPPORT REGISTRAR	SALARY DEDUCTIONS	622.44
16/08/2018	EF060238	CITY OF BUSSELTON-SOCIAL CLUB	SOCIAL CLUB REIMBURSEMENT	214.00
16/08/2018	EF060239	STAFF CHRISTMAS CLUB	PAYROLL DEDUCTIONS	4,497.18
15/08/2018	EF060240	SUPERCHOICE	SUPERANNUATION	158,936.05
17/08/2018	EF060241	WALGA	WALGA TRAINING SERVICES	1,012.00
17/08/2018	EF060242	TRAFFIC FORCE	TRAFFIC MANAGEMENT - MARINE TCE	1,037.08
17/08/2018	EF060243	DEPARTMENT OF PLANNING	DEVELOPMENT ASSESSMENT PANEL PAYMENT - LOT 600 NAT TCE	10,486.00
17/08/2018	EF060244	JUSTIN SMITH	STAFF REIMBURSEMENT	385.00
17/08/2018	EF060245	DEE CREDARO	ARTGEO REFUND	220.00
17/08/2018	EF060246	ROCCO GUZZOMI	STAFF REIMBURSEMENT	624.63
17/08/2018	EF060247	MARY EVERUSS	STAFF REIMBURSEMENT	164.13
17/08/2018	EF060248	PHASE 3 LANDSCAPE CONSTRUCTION PTY LTD	LANDSCAPING SERVICES - BSN FORESHORE	81,903.25
17/08/2018	EF060249	DIANA MCGIRR	STAFF REIMBURSEMENT	90.00
17/08/2018	EF060250	OPTUS BILLING SERVICES PTY LTD	FIXED INTERNET ACCESS	2,500.00
17/08/2018	EF060251	PRIMARY LOGISTICS	MEELUP LITTER COLLECTION	2,068.00
17/08/2018	EF060252	PROTEUS LEADERSHIP	PROFESSIONAL DEVELOPMENT	1,750.00

DATE	Payment Ref.	NAME	DESCRIPTION	AMOUNT
17/08/2018	EF060253	ALINTA ENERGY	ELECTRICITY	1,002.75
17/08/2018	EF060254	TAYLOR HARDMAN GROUP	LOCKER SUPPLIES - YOUTH CENTRE	2,071.30
17/08/2018	EF060255	BOWEN-SANT DESIGN	GRAPHIC DESIGN SERVICE - BMRRA	550.00
17/08/2018	EF060256	MICHAEL VIVIAN	ART SALES	17.50
17/08/2018	EF060257	LIGHT APPLICATION PTY LTD	SERVICE WORK	519.20
17/08/2018	EF060258	AMBIENT BUILDING DESIGN	DESIGN SERVICES - LOU WESTON PAVILLION	4,510.00
17/08/2018	EF060259	AUSTRALIAN ARMY CADETS GREENFIELDS	KIDSPORT VOUCHERS	150.00
17/08/2018	EF060260	D WILLIAM & K EMERSON	BJTP REFUND	12.00
17/08/2018	EF060261	BOC GASES AUSTRALIA LTD	GAS SERVICES	507.51
17/08/2018	EF060262	AUSTRALIA POST	POSTAL SERVICE	2,894.14
17/08/2018	EF060263	BUNNINGS BUILDING SUPPLIES	HARDWARE SUPPLIES	26.22
17/08/2018	EF060264	COATES HIRE	HIRE EQUIPMENT SERVICES - DEPOT	8,463.25
17/08/2018	EF060265	COLES	COUNCIL & STAFF REFRESHMENTS	984.64
17/08/2018	EF060266	BAREFOOT BOOKS	LIBRARY RESOURCES	11.99
17/08/2018	EF060267	CLEANAWAY	WASTE MANAGEMENT - VARIOUS LOCATIONS	995.40
17/08/2018	EF060268	MAIA FINANCIAL	LEASING PAYMENTS	577.35
17/08/2018	EF060269	ERTECH PTY LTD	AIRPORT DESIGN AND CONSTRUCTION	1,630,471.73
20/08/2018	EF060270	BUSSELTON MOTORS (MITSUBISHI/MAZDA)	VEHICLE PURCHASED - DEPOT	42,793.35
24/08/2018	EF060271	LINDA KUSAL	STAFF REIMBURSEMENT	392.15
24/08/2018	EF060272	TONIA KILIAN	STAFF REIMBURSEMENT	137.57
24/08/2018	EF060273	JULIE OATES	STAFF REIMBURSEMENT	53.39
24/08/2018	EF060274	PRIME URBAN WA PTY LTD	ROAD WORKS BOND	70,057.00
24/08/2018	EF060275	RIDER LEVETT BUCKNALL WA PTY LTD	QUANTITY SURVEY SERVICES - BMRRA	2,200.00
24/08/2018	EF060276	ENABLE WA	OVERPAYMENT REFUND	195.00
24/08/2018	EF060277	GOOD THINGS FOUNDATION LTD	OVERPAYMENT REFUND	110.00
24/08/2018	EF060278	AC & SG SMITH	RATES REFUND	105.23
24/08/2018	EF060279	CANCELLED	PROCESSING ERROR - CANCELLED	0.00
24/08/2018	EF060280	TRACY DOWNSBOROUGH	STAFF REIMBURSEMENT	51.80
24/08/2018	EF060281	THINK WATER DUNSBOROUGH	RETICULATION SERVICES - WINDERLUP	622.98
24/08/2018	EF060282	COLES	COUNCIL & STAFF REFRESHMENTS	185.14
24/08/2018	EF060283	BAREFOOT BOOKS	LIBRARY RESOURCES - BSN	721.93
24/08/2018	EF060284	CAMMS	INTERPLAN RELATED EXPENSES	5,280.00
24/08/2018	EF060285	AUSTRALIAN COASTAL COUNCILS ASSOCIATION INC	MEMBERSHIP	2,898.29
24/08/2018	EF060286	LOCAL GOVERNMENT COMPLIANCE INC	WALGCOA TRAINING SERVICES	250.00
24/08/2018	EF060287	ELLIOTS IRRIGATION PTY LTD	IRRIGATION SERVICES - CEMETRY IRON FILTERS	838.20
24/08/2018	EF060288	WALGA	WALGA TRAINING SERVICES	63,073.02
24/08/2018	EF060289	TRAFFIC FORCE	TRAFFIC MANAGEMENT - VARIOUS LOCATIONS	5,658.04
24/08/2018	EF060290	QCLICK WEB SOLUTIONS	WEBSITE HOSTING SERVICES	4,372.50
24/08/2018	EF060291	UNITING CHURCH PARISH OF BUSSELTON	WORKSHOP RAG SUPPLIER	150.00
24/08/2018	EF060292	HARLEY DYKSTRA	CONTOUR SURVEY REPORT - WINDERLUP COURT	3,982.00

DATE	Payment Ref.	NAME	DESCRIPTION	AMOUNT
24/08/2018	EF060293	BEYOND SAFETY	PROTECTIVE CLOTHING SUPPLIER	144.00
24/08/2018	EF060294	CINEFEST OZ INC	GRANT 2018 - FESTIVAL FILMS	103,800.00
24/08/2018	EF060295	INSTANT RACKING	SHELVING & STORAGE SERVICES - BSN SES	2,460.00
24/08/2018	EF060296	BUSSELTON HYDRAULIC SERVICES INC	HYDRAULIC SERVICES	3,454.43
24/08/2018	EF060297	DUNSBOROUGH FOOTBALL CLUB	KIDSPORT VOUCHERS	310.00
24/08/2018	EF060298	FIRE & SAFETY WA	FIRE EQUIPMENT SUPPLIER	58.68
24/08/2018	EF060299	LEEUEWIN CIVIL PTY LTD	HIRE EQUIPMENT SERVICES - DEPOT	8,868.33
24/08/2018	EF060300	CAPE MOUNTAIN BIKERS INCORPORATED	COMMUNITY BID 2018/19 RD 1	13,200.00
24/08/2018	EF060301	ADELPHI TAILORING COMPANY	PROTECTIVE CLOTHING SUPPLIER	522.50
24/08/2018	EF060302	BATTERY ALL TYPES	BATTERY SUPPLIES	88.25
24/08/2018	EF060303	HERRING STORER ACOUSTICS	CONSULTANCY SERVICES - LOCATING LOCAL SHOOTING CLUB	2,904.00
24/08/2018	EF060304	AUSTRALASIAN CEMETERIES AND CREMATORIA ASSOCIATION	CEMETERIES BOARD	275.00
24/08/2018	EF060305	MEDELECT	DEFIBRILLATOR MAINTENANCE	346.50
24/08/2018	EF060306	BUSSELTON NETBALL ASSOCIATION	KIDSPORT VOUCHERS	280.00
24/08/2018	EF060307	BUNBURY TRUCKS	PLANT PURCHASES / SERVICES / PARTS	1,739.97
24/08/2018	EF060308	COMBINED TEAM SERVICES	TRAINING SERVICES	4,910.00
24/08/2018	EF060309	BOYANUP BOTANICAL	NURSERY SERVICES - LAYMAN ROAD	2,640.00
24/08/2018	EF060310	TOTAL GREEN RECYCLING	RECYCLING E-WASTE SERVICES	184.80
24/08/2018	EF060311	AR PLUMBING & GAS SERVICE	PLUMBING SERVICES - VARIOUS LOCATIONS	693.00
24/08/2018	EF060312	RENT A FENCE	FENCE HIRE - BUSSELTON SKATE PARK - OLD BUTTER FACTORY	112.75
24/08/2018	EF060313	ARBOR GUY	TREE MAINTENANCE SERVICES - BSN LIBRARY	3,190.00
24/08/2018	EF060314	NAOMI SEARLE	STAFF REIMBURSEMENT	80.00
24/08/2018	EF060315	QCLICK ONLINE SOLUTIONS	WEBSITE HOSTING SERVICES	32.00
24/08/2018	EF060316	FACET FORUM ADVOCATING CULTURAL & ECO-TOURISM INC	GRANT 2018 CONFERENCE	3,850.00
24/08/2018	EF060317	VASSE JUNIOR SOCCER CLUB INC	KIDSPORT VOUCHERS	260.00
24/08/2018	EF060318	DEPARTMENT OF TRANSPORT	VEHICLE OWNERSHIP SEARCHES	278.80
24/08/2018	EF060319	HOLCIM (AUSTRALIA) PTY LTD	CONCRETE SERVICES - ROAD REPAIRS	2,855.71
24/08/2018	EF060320	PROFESSIONAL CABLING	CABLING SERVICES - BSN LIBRARY	2,156.00
24/08/2018	EF060321	ABBAY TILING SERVICE	TILING SERVICES - HARRIS ROAD	5,670.50
24/08/2018	EF060322	WA EXTERNAL SOLUTIONS	GUTTER MAINTENANCE - OLD BUTTER FACTORY	1,780.00
24/08/2018	EF060323	HEATLEYS SAFETY & INDUSTRIAL	SAFETY EQUIPMENT - DEPOT	1,708.36
24/08/2018	EF060324	DICTATION WORLD PTY LTD	COMPUTER EQUIPMENT - COB	1,008.00
24/08/2018	EF060325	BUSSELTON BEARING SERVICES	BEARING SUPPLIES - DEPOT	1,574.69
24/08/2018	EF060326	LARRY PRICE	MECHANICAL SERVICES	330.00
24/08/2018	EF060327	MCLEODS BARRISTERS & SOLICITORS	LEGAL SERVICES	8,056.36
24/08/2018	EF060328	CAVALIERS HOCKEY CLUB INC	KIDSPORT VOUCHERS	150.00
24/08/2018	EF060329	BUSSELTON DISTRICT JUNIOR RUGBY CLUB INC	KIDSPORT VOUCHERS	1,800.00
24/08/2018	EF060330	ENVIRONEX INTERNATIONAL PTY LTD	POOL CHEMICALS FOR GLC	1,175.03
24/08/2018	EF060331	SCOPE BUSINESS IMAGING	ELECTRONIC EQUIPMENT	192.50
24/08/2018	EF060332	COVS PARTS PTY LTD	AUTOMOTIVE PARTS	74.56

DATE	Payment Ref.	NAME	DESCRIPTION	AMOUNT
24/08/2018	EF060333	WESTS HOCKEY CLUB	KIDSPORT VOUCHERS	1,050.00
24/08/2018	EF060334	FOUR POINTS BY SHERATON	ACCOMMODATION	661.00
24/08/2018	EF060335	WATERTEC ENGINEERING PTY LTD	WATER TREATMENT EQUIPMENT	555.50
24/08/2018	EF060336	CRANEFORD PLUMBING PTY LTD	PLUMBING SERVICES - VARIOUS LOCATIONS	28,596.12
24/08/2018	EF060337	GREEN MAN MEDIA PRODUCTIONS	MEDIA PRODUCTIONS	165.00
24/08/2018	EF060338	SOUTH WEST PRINTING & PUBLISHING	ADVERTISING SERVICES - BDT	880.00
24/08/2018	EF060339	MARGARET RIVER FENCING	MAINTENANCE SERVICES - DEPOT	1,886.50
24/08/2018	EF060340	RAYMOND STEEDMAN	ARTIFICIAL WATERBODY ADVICE	1,732.50
24/08/2018	EF060341	THE CREATIVE CORNER INC	FESTIVAL SPONSORSHIP - GRANT 2018 CABIN FEVER	11,000.00
24/08/2018	EF060342	SOUNDPACK SOLUTIONS	LIBRARY RESOURCES - BSN	154.00
24/08/2018	EF060343	SUPATURF WA	TURF MARKING SERVICES - DEPOT	2,435.40
24/08/2018	EF060344	SOUTH WEST WINDSCREEN & GLASS	PLANT WINDSCREEN REPAIRS - DEPOT	850.00
24/08/2018	EF060345	PROTECTOR FIRE SERVICES	TRAINING SERVICES	107.80
24/08/2018	EF060346	SEA CHANGE NEWS & GIFTS	LIBRARY RESOURCES - NEWSPAPERS - DNS	152.20
24/08/2018	EF060347	PLANET FOOTPRINT PTY LTD	IT SOFTWARE - SUBSCRIPTION	988.90
24/08/2018	EF060348	WESTSIDE TILT TRAY SERVICE	ABANDONED CAR REMOVAL	165.00
24/08/2018	EF060349	DUNSBOROUGH HARDWARE & HOME CENTRE	HARDWARE SERVICES	234.55
24/08/2018	EF060350	THOMSON REUTERS (PROFESSIONAL) AUSTRALIA LTD	RECRUITMENT LICENCE FEE	14,552.65
24/08/2018	EF060351	SAFETY INSTITUTE OF AUSTRALIA	MEMBERSHIP	869.00
24/08/2018	EF060352	A PLUS TRAINING SOLUTIONS	TRAINING SERVICES	780.00
24/08/2018	EF060353	NSCO CONSULTING	CONSULTANCY AND TRAINING	2,264.90
24/08/2018	EF060354	OFFICEMAX AUSTRALIA LTD	STATIONERY SUPPLIES - GLC	1,911.62
24/08/2018	EF060355	DEPARTMENT OF HUMAN SERVICES	CHARGES FOR CENTREPAY FACILITY	245.52
24/08/2018	EF060356	NAMES PLUS EMBROIDERY	EMBROIDERY SERVICES	12.00
24/08/2018	EF060357	GEO CABINETS	CARPENTRY SERVICES - HARRIS ROAD UNITS	9,292.80
24/08/2018	EF060358	QUICK CORPORATE AUSTRALIA	STATIONERY AND OFFICE SUPPLIES	552.17
24/08/2018	EF060359	DYMOCKS - BUSSELTON	LIBRARY RESOURCES - DNS	1,894.49
24/08/2018	EF060360	PICTON CIVIL PTY LTD	ASBESTOS REMOVAL - OLD BUTTER FACTORY	4,400.00
24/08/2018	EF060361	BROADWATER MEDICAL CENTRE	MEDICAL SERVICES	984.50
24/08/2018	EF060362	BCP CIVIL & PLANT	EXCAVATOR & PLANT HIRE - VARIOUS WORKS	61,050.80
24/08/2018	EF060363	BCP MATERIALS PTY LTD	SAND SUPPLIES - BSN FORESHORE PLAYGROUND	3,697.65
24/08/2018	EF060364	BCP LIQUID WASTE	LIQUID WASTE SERVICES - VARIOUS LOCATIONS	3,644.00
24/08/2018	EF060365	WELCOME SITE	PORTABLE TOILET HIRE	225.50
24/08/2018	EF060366	D MCKENZIE T/A LITORIA ECOSERVICES	CONSULTANCY SERVICES - NEW RIVER WETLAND	154.00
24/08/2018	EF060367	KLEENHEAT NATURAL GAS	BJTP - NATURAL GAS	804.90
24/08/2018	EF060368	SANDGROPER CONTRACTING	LIQUID WASTE REMOVAL - VARIOUS LOCATIONS	1,140.00
24/08/2018	EF060369	WORK METRICS	HEALTH AND SAFETY SOFTWARE	110.00
24/08/2018	EF060370	JAZZ ATTACK DANCE STUDIO	KIDSPORT VOUCHERS	495.00
24/08/2018	EF060371	COLES.COM.AU	COUNCIL & STAFF REFRESHMENTS	1,815.89
24/08/2018	EF060372	D & A O'CONNOR FAMILY TRUST	EXHIBITION EXPENSES	141.50

DATE	Payment Ref.	NAME	DESCRIPTION	AMOUNT
24/08/2018	EF060373	BINDI NUTRITION PTY LTD	ENERGY AND NUTRITION PRODUCTS - GLC	353.09
24/08/2018	EF060374	MARGARET RIVER BUSSELTON TOURISM ASSOCIATION	CLEANING LEASE CONTRIBUTION	1,477.66
24/08/2018	EF060375	4D GLOBAL	MOBILE RUGGEDIZED TABLETS	347.82
24/08/2018	EF060376	POLYLINK	POLY WELDING WORKS - PORT GEOGRAPHE	13,806.43
24/08/2018	EF060377	COMMERCIAL TURF SERVICES	LAWN MOWER MECHANICAL MAINTENANCE	1,188.00
24/08/2018	EF060378	THE URBAN COFFEE HOUSE	CATERING - VARIOUS EVENTS	3,182.30
24/08/2018	EF060379	EVERETT'S HOME AND YARD MAINTENANCE	MAINTENANCE SERVICES - VARIOUS LOCATIONS	1,036.00
24/08/2018	EF060380	MARKETFORCE PTY LTD	ADVERTISING - THE WEST AUSTRALIAN	4,139.41
24/08/2018	EF060381	ENPOINT	GROUND WATER MONITORING DNS TIP 2017-18	16,221.11
24/08/2018	EF060382	CREATIVE EIGHT STUDIO	DESIGN SERVICES - EASTERN LINK BROCHURE	704.00
24/08/2018	EF060383	LOTEX FILTER CLEANING SERVICE	PLANT FILTER CLEANING SERVICE - DEPOT	569.32
24/08/2018	EF060384	ART INSTALL	ART TRANSPORT AND INSTALLATION	555.00
24/08/2018	EF060385	NILFISK PTY LTD	EQUIPMENT SERVICING	401.49
24/08/2018	EF060386	TROPHIES ON TIME	NAME BADGE SUPPLIER	136.50
24/08/2018	EF060387	DUNSBOROUGH COMMUNITY MEN'S SHED	MODIFY 40 X POSSUM BOXES	200.00
24/08/2018	EF060388	KLEENIT PTY LTD	GRAFFITI REMOVAL - VARIOUS LOCATIONS	552.75
24/08/2018	EF060389	CALIBRE PROFESSIONAL SERVICES PTY LTD	ENGINEERING SERVICES - CAUSEWAY ROAD	4,400.00
24/08/2018	EF060390	APP CORPORATION PTY LTD	PROJECT MANAGEMENT SERVICES - BMRA	61,600.00
24/08/2018	EF060391	COMBINED METAL INDUSTRIES	STEEL PRODUCTS SUPPLIER - DEPOT	264.00
24/08/2018	EF060392	TYRECYCLE PTY LTD	TYRE RECYCLING - BSN & DNS WASTE	5,198.14
24/08/2018	EF060393	FRONTLINE FIRE & RESCUE EQUIPMENT	EMERGENCY RESPONSE EQUIPMENT	102.69
24/08/2018	EF060394	STIHL SHOP DUNSBOROUGH	PLANT PURCHASES / SERVICES / PARTS	340.10
24/08/2018	EF060395	WESTERN IRRIGATION PTY LTD	BORE AND IRRIGATION SERVICES - PROVENCE SIM CARD	7,744.00
24/08/2018	EF060396	BARRY ALLEN ELECTRICAL SERVICES PTY LTD	ELECTRICAL SERVICES - VARIOUS LOCATIONS	10,230.16
24/08/2018	EF060397	BUSSELTON AUTO ELECTRICS	AUTO ELECTRICAL SERVICES - DEPOT	2,737.90
24/08/2018	EF060398	BUNBURY COFFEE MACHINES	COFFEE MACHINE SUPPLIES - GLC	1,054.00
24/08/2018	EF060399	THE BULLSHIFT COMPANY	WORKSHOP FACILITATION	8,800.00
24/08/2018	EF060400	PVR INDUSTRIAL PTY LTD	INDUSTRIAL PUMP REPAIRS - VARIOUS LOCATIONS	5,711.75
24/08/2018	EF060401	THE PLANT SUPPLY CO	NURSERY SERVICES - DEPOT	440.00
24/08/2018	EF060402	CAPE ECO CLEAN	CLEANING SERVICES - HARRIS ROAD	210.00
24/08/2018	EF060403	BUSSELTON DUNSBOROUGH MAIL	ADVERTISING SERVICES - BDT	1,872.76
24/08/2018	EF060404	DEPARTMENT OF THE ENVIRONMENT AND ENERGY	ENVIRONMENTAL REFERRAL - DNS	6,577.00
24/08/2018	EF060405	ABIGAIL COX	ENERGY AND NUTRITION PRODUCTS - GLC	48.00
24/08/2018	EF060406	CAPE AUTOMATION	BOOM GATE ACCESS CONTROL - DNS WASTE	170.00
24/08/2018	EF060407	TRUE TRACK TRUCK ALIGNING	WHEEL ALIGNMENT SERVICES - DEPOT	565.00
24/08/2018	EF060408	AUSTRALIAN ARMY CADETS ASSOCIATION WA INC	KIDSPORT VOUCHERS	200.00
24/08/2018	EF060409	ROBERT'S TILT TRAY & HIAB SERVICE	FREIGHT	935.00
24/08/2018	EF060410	DOUTH CONTRACTING	PROPERTY & GARDEN MAINTENANCE - HARRIS ROAD	8,837.40
24/08/2018	EF060411	REDFISH TECHNOLOGIES PTY LTD	AUDIO VIDEO CONSULTING	21,409.30
24/08/2018	EF060412	ANTENNA TECH	ANTENNA REPAIRER	130.00

DATE	Payment Ref.	NAME	DESCRIPTION	AMOUNT
24/08/2018	EF060413	GUARDIAN FIRST AID & FIRE	SAFETY SUPPLIES	1,842.50
24/08/2018	EF060414	SUSANNE MORPHETT	CATERING - ARTGEO EVENT	500.00
24/08/2018	EF060415	COLTS BASKETBALL CLUB	KIDSPORT VOUCHERS	651.00
24/08/2018	EF060416	TOX FREE AUSTRALIA	CHEMICAL DISPOSAL - RENDEZVOUS ROAD	9,215.25
24/08/2018	EF060417	HOLISTIC HEALTH PRACTITIONER NETWORK INC.	GRANT 2018 SW WELNESS FESTIVAL	1,150.00
24/08/2018	EF060418	EZY2C	GPS TRACKING SOLUTIONS - WASTE & DEPOT	1,843.60
24/08/2018	EF060419	DIVERSE PLUMBING AND GAS	PLUMBING AND GASFITTING - VARIOUS LOCATIONS	566.50
24/08/2018	EF060420	SOUTHERN CROSS AUSTEREO	GOLD CLUB GLC 17/18	3,448.50
24/08/2018	EF060421	SW ENVIRONMENTAL	ENVIRONMENTAL SERVICES	2,750.00
24/08/2018	EF060422	STALEY FOOD & PACKAGING	CLEANING CHEMICALS	305.11
24/08/2018	EF060423	CLARK RUBBER	MAINTENANCE FOR MONITORS - COB	1,523.48
24/08/2018	EF060424	TONY WINDBERG	ART SALES; ART WORKSHOPS	400.00
24/08/2018	EF060425	TRUCK CENTRE (WA) PTY LTD	NEW VEHICLE PARTS & SERVICE - DEPOT	1,435.71
24/08/2018	EF060426	PASSMORE AUTOMOTIVE	VEHICLE MAINTENANCE SERVICES - FLEET	1,183.05
24/08/2018	EF060427	FYFE PTY LTD	CONTAMINATED LAND AUDITOR SERVICES	3,470.50
24/08/2018	EF060428	BUSSELTON REWINDS	PLANT PURCHASES/SERVICES / PARTS - GLC	489.50
24/08/2018	EF060429	ESPRESSO ESSENTIAL (WA) PTY LTD	LIBRARY RESOURCES	53.95
24/08/2018	EF060430	LAURA BAILEY	LIVING SMART COURSE	5,500.00
24/08/2018	EF060431	GEOBOX PTY LTD	VEHICLE CAMERAS	198.00
24/08/2018	EF060432	SUPPER ROAD	CATERING - COUNCIL	2,040.50
24/08/2018	EF060433	TENDERLINK.COM	TENDER ADVERTISING - GLC	165.00
24/08/2018	EF060434	BUSSELTON REMEDIAL MASSAGE	CORPORATE MASSAGE - COB	580.00
24/08/2018	EF060435	OUTTA TOWN FIRST AID	FIRST AID TRAINING - CARERS OF KIDS	360.00
24/08/2018	EF060436	KITCHEN TAKEOVERS	CATERING - SATTERLEY EVENT	332.00
24/08/2018	EF060437	VITACO HEALTH AUSTRALIA PTY LTD	HEALTH SUPPLEMENTS	127.17
24/08/2018	EF060438	BAYTHE LINEN AND LAUNDRY	SUPPLY OF CLEAN LINEN - BJTP	270.38
24/08/2018	EF060439	FRESH AS	REFRESHMENTS -GLC	577.40
24/08/2018	EF060440	REVOLUTION APPS PTY LTD	E-COMMERCE PLATFORM FOR COMPOSTING GEAR	191.70
24/08/2018	EF060441	BEACHSIDE BUILDING & MAINTENANCE	BUILDING DIVISION - VARIOUS LOCATIONS	9,090.00
24/08/2018	EF060442	MEL MCVEE	MURAL AND ART SERVICES	19,250.00
24/08/2018	EF060443	OFFICEWORKS	OFFICE EQUIPMENT SERVICES - GLC	547.90
24/08/2018	EF060444	PETER ZAPPA	PUBLIC ARTWORK - VASSE VILLAGE	4,367.00
24/08/2018	EF060445	DORSOGNA LIMITED	ICE CREAM AND SMALL GOODS - GLC	142.66
24/08/2018	EF060446	OPRA AUSTRALIA PTY LTD	PSYCHOMETRIC ASSESSMENT SERVICES	2,145.00
24/08/2018	EF060447	WESTERN AUSTRALIAN REGIONAL CAPITALS ALLIANCE INCORPORATED	ANNUAL MEMBERSHIP	12,870.00
24/08/2018	EF060448	ASF CLEANING PTY LTD	CLEANING SERVICES - VARIOUS LOCATIONS	46,082.90
24/08/2018	EF060449	MT PAINTING SERVICES	PAINTING SERVICES - HARRIS ROAD	3,465.00
24/08/2018	EF060450	SOUTH WEST YOGA FEST	GRANT 2019 SW YOGA FESTIVAL	2,000.00
24/08/2018	EF060451	JDM EARTHWORKS	STONEWORK SERVICES - TENNIS CLUB	770.00
24/08/2018	EF060452	HOTEL IBIS PERTH	ACCOMMODATION	217.00

DATE	Payment Ref.	NAME	DESCRIPTION	AMOUNT
24/08/2018	EF060453	COMPUTER WEST	INFORMATION TECHNOLOGY SUPPLIER - SENIORS TRAINING	345.00
24/08/2018	EF060454	DOWN SOUTH WATER CARTAGE	WATER CARTAGE - RENDEZVOUS ROAD	960.00
24/08/2018	EF060455	GREEN VALUES AUSTRALIA	ENVIRONMENTAL CONSULTANCY	3,520.00
24/08/2018	EF060456	ALPINE LAUNDRY PTY LTD	COMMERCIAL LAUNDRY	162.95
24/08/2018	EF060457	ABBEY ASSET AND ENVIRONMENTAL MANAGEMENT (AAEM)	ASSET MANAGEMENT DATA MIGRATION SUPPORT - RD DATA	13,491.50
24/08/2018	EF060458	GELAIR PTY LTD	AIRCONDITIONING BLOCKS	59.40
24/08/2018	EF060459	GEOGRAPHE CIVIL	CIVIL WORKS - BSN FORESHORE	17,490.00
24/08/2018	EF060460	RIGHT FITNESS	FITNESS EQUIPMENT - GLC	1,465.75
24/08/2018	EF060461	BG'S FRUIT & VEGIE MART	FRUIT AND VEGETABLE - SAFETY WEEK - 17 BOXES	1,020.00
24/08/2018	EF060462	GALAXY 42 PTY LTD	SOFTWARE CONSULTANCY	5,390.00
24/08/2018	EF060463	ANOINTED NATURALLY	CRAFTWORK - GLC	120.01
24/08/2018	EF060464	HORIZON GYMNASTICS (WA) PTY LTD	KIDSPORT VOUCHERS	165.00
24/08/2018	EF060465	LENTEDAL VINEYARD ESTATE	REFRESHMENTS - COUNCIL	415.80
24/08/2018	EF060466	BLUE HORIZON PLUMBING & GAS	PLUMBING AND GAS SERVICES - VARIOUS LOCATIONS	803.00
24/08/2018	EF060467	WA ROPES	ROPES - RANGERS	152.79
24/08/2018	EF060468	STEPHEN HERON	AUTHORS VISIT - BSN & DNS LIBRARY	720.00
24/08/2018	EF060469	SWEET & UNIQUE (WA) PTY LTD T/AS LUV A LOLLY	CONFECTIONERY - GLC	77.00
24/08/2018	EF060470	DJ EMMA C	DJ AND MC SERVICES - YOUTH CENTRE	100.00
24/08/2018	EF060471	REBECCA J FLANAGAN	MUSICAL STORYTELLING - BSN & DNS LIBRARY	630.00
24/08/2018	EF060472	WOMA AUSTRALIA PTY LTD	TRAINING SERVICES	2,255.00
24/08/2018	EF060473	MARGARET RIVER HOSPITALITY GROUP	FEATURE PLAN FOR DUNSBOROUGH CAFE	1,031.25
24/08/2018	EF060474	JONATHON THWAITES	SUSTAINABLE TOYS	330.00
24/08/2018	EF060475	NGIS AUSTRALIA PTY LTD	TRAINING SERVICES	4,895.00
24/08/2018	EF060476	MARGARET RIVER CHOCOLATE COMPANY	CHOCOLATE PRODUCTS - PRIZES	356.40
24/08/2018	EF060477	ARROW BRONZE	MEMORIAL PLAQUES SUPPLIER	842.26
24/08/2018	EF060478	STEWART & HEATON CLOTHING CO PTY LTD	PROTECTIVE CLOTHING SUPPLIER	167.34
24/08/2018	EF060479	PK COURIERS	COURIER SERVICES	264.00
24/08/2018	EF060480	BUSSELTON TOYOTA	VEHICLE PURCHASES / SERVICES / PARTS	2,208.30
24/08/2018	EF060481	BELL FIRE EQUIPMENT CO	FIRE EQUIPMENT SUPPLIER - DEPOT	780.45
24/08/2018	EF060482	BOC GASES AUSTRALIA LTD	GAS SERVICES - GLC	2,443.43
24/08/2018	EF060483	CJD EQUIPMENT PTY LTD	PLANT PURCHASES / SERVICES / PARTS - DEPOT	552.74
24/08/2018	EF060484	WOOD & GRIEVE ENGINEERS	CONSULTANCY SERVICES - BSN FORESHORE AUDIT	3,960.00
24/08/2018	EF060485	AC FORSTER & SON	PLUMBING SERVICES - VARIOUS LOCATIONS	837.00
24/08/2018	EF060486	FENNESSY'S	VEHICLE PURCHASES / SERVICES / PARTS - FLEET	454.83
24/08/2018	EF060487	FTE ENGINEERING	MAINTENANCE SERVICES - DEPOT	1,892.00
24/08/2018	EF060488	CHADSON ENGINEERING	ENGINEERING SERVICES	144.65
24/08/2018	EF060489	GEOGRAPHE TIMBER & HARDWARE	HARDWARE SUPPLIES - VARIOUS WORKS	1,006.96
24/08/2018	EF060490	SOUTHERN LOCK & SECURITY	SECURITY SERVICES - DEPOT	814.51
24/08/2018	EF060491	THE PEOPLE PLACE BUSSELTON INCORPORATED	COMMUNITY BIDS 18-19 RD 1	5,500.00
24/08/2018	EF060492	TREVORS CARPETS BUSSELTON	FLOOR COVERING - UNIT 5 HARRIS ROAD	1,490.00

DATE	Payment Ref.	NAME	DESCRIPTION	AMOUNT
24/08/2018	EF060493	DUCHES MEDICAL PRACTICE	MEDICAL SERVICES	22.00
24/08/2018	EF060494	LOCAL HEALTH AUTHORITY ANALYTICAL COM	HEALTH SERVICES CONTRIBUTION 2018/19	9,636.58
24/08/2018	EF060495	B & J CATALANO PTY LTD	GRAVEL CRUSHING- CARPARK	1,801.32
24/08/2018	EF060496	MALATESTA ROAD PAVING & HOTMIX	ROAD HOTMIX / PAVING SERVICES - DEPOT	12,152.98
24/08/2018	EF060497	NICHOLLS MACHINERY	PLANT PURCHASES / SERVICES / PARTS - DEPOT	923.13
24/08/2018	EF060498	ROYAL LIFE SAVING SOCIETY - WESTERN AUSTRALIA	TRAINING SERVICES - GLC	1,685.00
24/08/2018	EF060499	DELRON CLEANING BUSSELTON	BBQ CLEANING - VARIOUS LOCATIONS 2018/19	4,561.47
24/08/2018	EF060500	SOUTH WEST STEEL PRODUCTS	STEEL PRODUCTS SUPPLIER	17.60
24/08/2018	EF060501	CANCELLED	PROCESSING ERROR - CANCELLED	0.00
24/08/2018	EF060502	SOUTH WEST MACHINING CENTRE	FABRICATION OF 270 MONITOR ARMS	3,564.00
24/08/2018	EF060503	LANDGATE (VALUER GENERAL'S OFFICE)	LAND VALUATIONS	2,473.65
24/08/2018	EF060504	STATE LIBRARY OF WESTERN AUSTRALIA	LIBRARY RESOURCES - BETTER BEGINNINGS PROGRAM 2018/19	2,040.50
24/08/2018	EF060505	PENDREY AGENCIES P/L	CHEMICAL / RURAL SUPPLIES - DEPOT	823.90
24/08/2018	EF060506	WINC AUSTRALIA PTY LTD	STATIONERY SUPPLIER - BSN LIBRARY	929.06
24/08/2018	EF060507	BUSSELTON MOTORS (MITSUBISHI/MAZDA)	VEHICLE PURCHASES / SERVICES / PARTS	838.91
24/08/2018	EF060508	COURIER AUSTRALIA	COURIER SERVICES	294.52
24/08/2018	EF060509	DUNSBOROUGH BOBCAT SERVICE	EARTHMOVING - BOBCAT HIRE - BSN FORESHORE PATHWAYS	5,098.50
24/08/2018	EF060510	PRO-LINE KERBING	KERBING SERVICES - TENNIS CLUB	2,080.32
24/08/2018	EF060511	ROD'S AUTO ELECTRICS	AUTO ELECTRICAL SERVICES - FLEET	1,338.03
24/08/2018	EF060512	SW PRECISION PRINT	PRINTING SERVICES - VARIOUS WORKS	2,123.00
24/08/2018	EF060513	PRESTIGE PRODUCTS	HOSPITALITY EQUIPMENT SUPPLIER - VARIOUS LOCATIONS	340.36
24/08/2018	EF060514	SOUTH WEST ISUZU	PLANT PURCHASES / SERVICES / PARTS	659.20
24/08/2018	EF060515	BUSSELTON UPHOLSTERERS	UPHOLSTERY SERVICES	33.00
24/08/2018	EF060516	BLACKWOODS	FLEET CONSUMABLES & MAINTENANCE PARTS - DEPOT	1,933.80
24/08/2018	EF060517	REPCO AUTO PARTS	PLANT PURCHASES / SERVICES / PARTS - DEPOT	3,913.98
24/08/2018	EF060518	BAY SIGNS	SIGNAGE SERVICES	94.00
24/08/2018	EF060519	STRUCTERRE CONSULTING CHARTERED ENGR'S	ENGINEERING SERVICES - OLD VASSE LIGHTHOUSE SITE	5,775.00
24/08/2018	EF060520	ACTIV FOUNDATION INC	MOWING & LITTER COLLECTION - VARIOUS LOCATIONS	31,138.53
24/08/2018	EF060521	BUSSELTON PEST & WEED CONTROL	PEST CONTROL SERVICES - VARIOUS LOCATIONS	6,647.52
24/08/2018	EF060522	WESTRAC EQUIPMENT P/L	PLANT PURCHASES / SERVICES / PARTS - FLEET	6,898.76
24/08/2018	EF060523	BUSSELTON BUILDING PRODUCTS	BUILDING PRODUCT SUPPLIER - VARIOUS WORKS	1,965.20
24/08/2018	EF060524	LAWRENCE & HANSON	ELECTRICAL/PROTECTIVE CLOTHING SUPPLIES	1,352.18
24/08/2018	EF060525	B & B STREET SWEEPING	STREET SWEEPING SERVICE - VARIOUS LOCATIONS	68,134.87
24/08/2018	EF060526	WORK CLOBBER	PROTECTIVE CLOTHING SUPPLIER	1,566.00
24/08/2018	EF060527	AMITY SIGNS	SIGNAGE SERVICES	82.50
24/08/2018	EF060528	TOTAL EDEN PTY LTD	RETICULATION SUPPLIES - VARIOUS LOCATIONS	52,592.27
24/08/2018	EF060529	BSEWA	ELECTRICAL SERVICES - BSN FORESHORE	3,278.91
24/08/2018	EF060530	KLEENHEAT GAS	GAS SERVICES - BJTP	2,593.49
24/08/2018	EF060531	BUNNINGS BUILDING SUPPLIES	HARDWARE SUPPLIES - VARIOUS WORKS	4,649.46
24/08/2018	EF060532	CEMETERIES & CREMATORIA ASSOCIATION OF WA INC.	MEMBERSHIP	120.00

DATE	Payment Ref.	NAME	DESCRIPTION	AMOUNT
24/08/2018	EF060533	RUBEK AUTOMATIC DOORS	AUTOMATIC DOOR SERVICES - COB	5,412.00
24/08/2018	EF060534	IPWEA (INSTITUTE OF PUBLIC WORKS ENGINEERING)	TRAINING	2,860.00
24/08/2018	EF060535	BENARA NURSERY	NURSERY SUPPLIES - DEPOT	17,848.24
24/08/2018	EF060536	BUSSELTON REFRIGERATION & AIRCONDITIONING	REFRIGERATION/AIR CONDITIONING SERVICES	1,140.00
24/08/2018	EF060537	CAMPBELLS	GLC KIOSK PURCHASES	334.33
24/08/2018	EF060538	ZURICH AUSTRALIAN INSURANCE LTD	INSURANCE SERVICES	500.00
24/08/2018	EF060539	CHEM CENTRE	LABORATORY SERVICES	1,092.30
24/08/2018	EF060540	SOUTHWEST TYRE SERVICE	PLANT TYRE SUPPLIER / REPAIRER	6,196.55
24/08/2018	EF060541	ANIMAL CARE EQUIP & SERVICES AUST P/L	ANIMAL SUPPLIES	140.38
24/08/2018	EF060542	CHUBB FIRE & SECURITY PTY LTD	FIRE EQUIPMENT SERVICES - VARIOUS LOCATIONS	10,269.16
24/08/2018	EF060543	SIGMA COMPANIES GROUP PTY LTD	CHEMICAL SUPPLIER	149.33
24/08/2018	EF060544	EBSCO INFORMATION SERVICES AUSTRALIA	MAGAZINE SUPPLIER - BSN & DNS LIBRARY	9,883.74
24/08/2018	EF060545	CARDNO (WA) PTY LTD	CONSULTANCY SERVICES - QUEEN ST PEEL TCE & ALBERT ST	2,310.00
24/08/2018	EF060546	BUSSELTON CHAMBER OF COMMERCE AND INDUSTRY	GRANT 2018 IRONMAN	10,587.50
24/08/2018	EF060547	SOUTHERN MACHINING & MAINTENANCE	PLANT MAINTENANCE SERVICES	97.55
24/08/2018	EF060548	SOILS AINT SOILS	NURSERY SUPPLIES - DEPOT	1,393.95
24/08/2018	EF060549	CARBONE BROS PTY LTD	LIMESTONE SUPPLIES / CARTAGE - BSN WASTE	15,370.55
24/08/2018	EF060550	AUSTRALIA WIDE TAXATION & PAYROLL TRAINING	TRAINING SERVICES	275.00
24/08/2018	EF060551	HITACHI CONSTRUCTION MACHINERY	PLANT PURCHASES / SERVICES / PARTS	197.77
24/08/2018	EF060552	DUNSBOROUGH & DISTRICTS PROGRESS ASSOC INC.	COMMUNITY BIDS 18-19 RD 2	8,000.00
24/08/2018	EF060553	MALCOLM THOMPSON PUMPS	PUMP SERVICES	165.00
24/08/2018	EF060554	GAS-IT PIPE CONTRACTING	GAS SERVICES - PEEL TCE	1,399.20
24/08/2018	EF060555	CLEANAWAY	WASTE MANAGEMENT SERVICES - KERBSIDE	71,686.63
24/08/2018	EF060556	SPEEDO AUSTRALIA	PRO SHOP SUPPLIES - GLC	111.76
24/08/2018	EF060557	EVERYDAY POTTED PLANTS	NURSERY SERVICES - DEPOT	1,304.16
24/08/2018	EF060558	IRRIGATION ASSOCIATION OF AUSTRALIA	MEMBERSHIP	649.00
24/08/2018	EF060559	PLANET GRAPHICS	PRINTING SERVICES	328.50
24/08/2018	EF060560	AUTO ONE	PLANT PURCHASES / SERVICES / PARTS - FLEET	4,571.24
24/08/2018	EF060561	DUXTON HOTEL	ACCOMMODATION	923.00
24/08/2018	EF060562	RICOH BUSINESS CENTRE	OFFICE EQUIPMENT SERVICES - PHOTOCOPYING	8,612.94
24/08/2018	EF060563	WREN OIL	WASTE OIL SERVICES - RENDEZVOUS ROAD	495.00
24/08/2018	EF060564	CAPE CELLARS BUSSELTON	REFRESHMENTS - COUNCIL	342.56
24/08/2018	EF060565	NVMS (NOISE & VIBRATION SYSTEMS) P/L	NOISE LEVEL ANALYSER SUPPLIER - TRAINING	1,265.00
24/08/2018	EF060566	VM VISIMAX	FIRE EQUIPMENT SUPPLIER	221.10
24/08/2018	EF060567	SPORTS TURF ASSOCIATION (WA) INC	TRAINING	140.00
24/08/2018	EF060568	CROSS SECURITY SERVICES	SECURITY SERVICES - VARIOUS LOCATIONS	4,437.16
24/08/2018	EF060569	BURKE AIR	AIR CONDITIONING SERVICES	576.51
24/08/2018	EF060570	COCA COLA - AMATIL PTY LTD	GLC KIOSK PURCHASES	643.39
24/08/2018	EF060571	LOCK AROUND THE CLOCK	SECURITY SERVICES	1,575.30
24/08/2018	EF060572	SURVCON PTY LTD	SURVEY SERVICES - VARIOUS LOCATIONS	1,782.00

DATE	Payment Ref.	NAME	DESCRIPTION	AMOUNT
24/08/2018	EF060573	LEEUEWIN TRANSPORT	COURIER SERVICES	696.08
24/08/2018	EF060574	FOXTEL CABLE TELEVISION PTY LTD	CABLE TV SUBSCRIPTION - GLC	210.00
24/08/2018	EF060575	GRASSIAS TURF MANAGEMENT	CRICKET PITCH MANAGEMENT SERVICES - BOVELL PARK	3,900.00
24/08/2018	EF060576	HERBERT SMITH FREEHILLS	LEGAL SERVICES - GROUND WATER CONTAMINATION	10,292.74
24/08/2018	EF060577	GEOGRAPHE SAWS AND MOWERS	PLANT PURCHASES / SERVICES / PARTS	831.20
24/08/2018	EF060578	SAFE & SURE SECURITY PTY LTD	SECURITY SERVICES - ALARM OCCURANCE	1,430.00
24/08/2018	EF060579	OUTSIDE INFLUENCE	BUILDING MAINTENANCE - FENCE REPLACEMENT WINDERLUP	3,660.00
24/08/2018	EF060580	STRATAGREEN	NURSERY SUPPLIES - DEPOT	6,122.95
24/08/2018	EF060581	LD TOTAL	LANDSCAPING SERVICES - PROVENCE	4,895.00
24/08/2018	EF060582	CANCELLED	PROCESSING ERROR - CANCELLED	0.00
24/08/2018	EF060583	PEGI WILLIAMS BOOKSHOP	LIBRARY RESOURCES	79.96
24/08/2018	EF060584	TOTAL HORTICULTURAL SERVICES	LANDSCAPING SERVICES - LAYMAN ROAD	10,086.00
24/08/2018	EF060585	SANITY - BUSSELTON	GIFTS	743.83
24/08/2018	EF060586	REFACE INDUSTRIES PTY LTD	LIBRARY RESOURCES - BSN LIBRARY	299.23
24/08/2018	EF060587	BDA TREE LOPPING	TREE LOPPING SERVICES - VARIOUS LOCATIONS	79,832.50
24/08/2018	EF060588	TRADE HIRE	PLANT HIRE & EQUIPMENT SERVICES - VARIOUS LOCATIONS	6,517.81
24/08/2018	EF060589	RMS (AUST) PTY LTD	SOFTWARE SERVICES	49.50
24/08/2018	EF060590	GEOGRAPHE DRILLING	MAINTENANCE SERVICES - DNS WASTE	3,615.15
24/08/2018	EF060591	AMBERGATE PLUMBING	PLUMBING SERVICES - OLD COURT HOUSE	534.98
24/08/2018	EF060592	MAIA FINANCIAL	LEASING PAYMENTS	18,230.63
24/08/2018	EF060593	BROADWATER BRICK PAVING	PAVING SERVICES - DEPOT	300.00
24/08/2018	EF060594	FIRST CAPE NATURALISTE SCOUT GROUP	KIDS SPORT VOUCHERS	300.00
24/08/2018	EF060595	MJB INDUSTRIES PTY LTD	DRAINAGE SUPPLIES - RENDEZVOUS ROAD	1,628.00
24/08/2018	EF060596	WANDERERS JUNIOR FOOTBALL CLUB	KIDSPORT VOUCHERS	859.00
24/08/2018	EF060597	SHORE COASTAL PTY LTD	COASTAL CONSULTANCY DNS FORESHORE CAFÉ SITE	10,152.00
24/08/2018	EF060598	CAPE DRYCLEANERS	LINEN CLEANING SERVICES	6.60
24/08/2018	EF060599	APRA LIMITED	LICENCE RENEWALS	2,446.44
24/08/2018	EF060600	HIP POCKET WORK WEAR AND SAFETY	UNIFORMS & PROTECTIVE CLOTHING	1,674.68
24/08/2018	EF060601	PHYSIO SOUTHWEST	PILATES TUESDAY	1,304.00
24/08/2018	EF060602	NEVERFAIL SPRINGWATER LTD	WATER REFILL SERVICE - DUNS WASTE FACILITY	399.95
24/08/2018	EF060603	T-QUIP	MOWER PARTS & SERVICE - FLEET	3,142.74
24/08/2018	EF060604	LOCAL GOVERNMENT PROFESSIONALS AUSTRALIA (WA DIVISION)	TRAINING SERVICES	5,462.00
30/08/2018	EF060605	HIF	HEALTH INSURANCE	239.35
30/08/2018	EF060606	PAY-PLAN PTY LTD	SALARY PACKAGING	19,174.37
30/08/2018	EF060607	RENTAL MANAGEMENT AUSTRALIA PTY LTD	RENT	800.00
30/08/2018	EF060608	GR & LC CHRISTIAN	RENTAL LEASE AGREEMENT	1,200.00
30/08/2018	EF060609	ACTON SOUTH WEST	STAFF REIMBURSEMENT	1,100.00
30/08/2018	EF060610	AUSTRALIAN TAXATION OFFICE	PAYG TAXATION	210,122.00
30/08/2018	EF060611	AUSTRALIAN SERVICES UNION	UNION FEES	51.80
30/08/2018	EF060612	HBF HEALTH LIMITED	MEDICAL INSURANCE	547.95

DATE	Payment Ref.	NAME	DESCRIPTION	AMOUNT
30/08/2018	EF060613	LOCAL GOV'T RACE COURSE & CEMETERY EMPLOYEES	UNION FEES	420.26
30/08/2018	EF060614	DEPUTY CHILD SUPPORT REGISTRAR	SALARY DEDUCTIONS	580.43
30/08/2018	EF060615	CITY OF BUSSELTON-SOCIAL CLUB	SOCIAL CLUB REIMBURSEMENT	216.00
30/08/2018	EF060616	STAFF CHRISTMAS CLUB	PAYROLL DEDUCTIONS	4,697.18
30/08/2018	EF060617	SUPERCHOICE	SUPPERANNUATION	163,366.86
31/08/2018	EF060618	TRACIE ANDERSON	ART SALES	35.00
31/08/2018	EF060619	BUNBURY SUBARU	2 X VEHICLE PURCHASES - DEPOT	77,277.82
31/08/2018	EF060620	PHASE 3 LANDSCAPE CONSTRUCTION PTY LTD	LANDSCAPING SERVICES - BSN FORESHORE	73,865.00
31/08/2018	EF060621	DIANA MCGIRR	STAFF REIMBURSEMENT	101.04
31/08/2018	EF060622	JACQUELINE HAPP	STAFF REIMBURSEMENT	85.60
31/08/2018	EF060623	OPTUS BILLING SERVICES PTY LTD	FIXED INTERNET ACCESS	652.33
31/08/2018	EF060624	BCP CIVIL & PLANT	EXCAVATOR & PLANT HIRE - VARIOUS WORKS	731.50
31/08/2018	EF060625	OCEAN AIR CARPET CARE	CLEANING SERVICES	71.50
31/08/2018	EF060626	BIG BEN BUILDERS PTY LTD	DESIGN & CONSTRUCTION - AMBERGATE FIRE STATION	29,329.22
31/08/2018	EF060627	CLEANAWAY SOLID WASTE PTY LTD	WASTE DISPOSAL SERVICES - BANKSIA ROAD	17,037.51
31/08/2018	EF060628	ILONA LIEVERT	REFUND ANIMAL TRAP BOND	100.00
31/08/2018	EF060629	WIDEBAND NETWORKS PTY LTD	NBN BROADBAND	2,676.70
31/08/2018	EF060630	DINA LEWIS	REFUND GLC MEMBERSHIP	541.20
31/08/2018	EF060631	TAGS173 PTY LTD	INSTRUMENT FLIGHT PROCEDURE DESIGN - BMRA	14,850.00
31/08/2018	EF060632	CR. K HICK	COUNCILLOR PAYMENT	275.16
31/08/2018	EF060633	MODULAR WA	HOLIDAY CABINS FOR BJTP	42,741.94
31/08/2018	EF060634	BIOGASS RENEWABLES PTY LTD	WORKSHOP SCOPING OF LEACHATE EVAPORATION	748.00
31/08/2018	EF060635	J & R PETHER	WATER CHARGES REIMBURSEMENT - RENDEZVOUS RD AREA	10,090.16
31/08/2018	EF060636	AERODROME MANAGEMENT SERVICES PTY LTD	AIR SERVICES	5,346.00
31/08/2018	EF060637	WESTBUILD PRODUCTS PTY LTD	BUILDING PRODUCTS	420.97
31/08/2018	EF060638	J & P LOWEN	BJTP REFUND	62.00
31/08/2018	EF060639	ANDREA NEILSEN	ANIMAL REGISTRATION REFUND - NOW STERILIZED	50.00
31/08/2018	EF060640	EBONY REYNOLDS	ANIMAL REGISTRATION REFUND - NOW STERILIZED	60.00
31/08/2018	EF060641	LUIZ CASTILHO	ANIMAL REGISTRATION REFUND - NOW STERILIZED	150.00
31/08/2018	EF060642	CRISTAL MINING AUSTRALIA LTD	RATES REFUND - MINING TENEMENT	924.58
31/08/2018	EF060643	ERIC LEVER	REFUND ANIMAL TRAP BOND	100.00
31/08/2018	EF060644	JILLIAN KURZ	ART AWARD ENTRY FEE PAID TWICE	35.00
31/08/2018	EF060645	ARTHUR PURKISS	REFUND ANIMAL TRAP BOND	100.00
31/08/2018	EF060646	PB & MM LANGRIDGE	WATER CHARGES REIMBURSEMENT - RENDEZVOUS RD AREA	10,274.54
31/08/2018	EF060647	CHRISTIAN & CO ELECTRICAL CONTRACTORS	ELECTRICAL SERVICES - BJTP	437.94
31/08/2018	EF060648	HANSON CONST. MATERIALS PTY LTD	CONCRETE SERVICES - PEEL TCE	8,477.26
31/08/2018	EF060649	GEOGRAPHE PETROLEUM	FUEL SERVICES	26,497.63
31/08/2018	EF060650	CLEANAWAY EQUIPMENT SERVICES	MAINTENANCE PARTS WASHER	947.10
31/08/2018	EF060651	ZIPFORM	PRINTING SERVICES - VARIOUS BROCHURES	40,092.67
31/08/2018	EF060652	ACTIV FOUNDATION INC	MAINTENANCE SERVICES	10,587.50

DATE	Payment Ref.	NAME	DESCRIPTION	AMOUNT
31/08/2018	EF060653	COLES	COUNCIL & STAFF REFRESHMENTS	402.14
31/08/2018	EF060654	CLEANAWAY	WASTE MANAGEMENT SERVICES - VARIOUS LOCATIONS	23,132.44
31/08/2018	EF060655	GHD PTY LTD	CONSULTANCY SERVICES - SIGNAGE REVIEW	14,179.00
31/08/2018	EF060656	SUEZ RECYCLING & RECOVERY PTY LTD	WASTE MANAGEMENT SERVICES	657.73
31/08/2018	EF060657	CITY AND REGIONAL FUELS	FUEL SERVICES	5,813.61
31/08/2018	EF060658	JANINE SHERIDAN	STAFF REIMBURSEMENT	15.05
31/08/2018	EF060659	MAIA FINANCIAL	LEASING PAYMENTS	522.92
31/08/2018	EF060660	STRATEGEN ENVIRONMENTAL CONSULTANTS PTY LTD	CONSULTANCY SERVICES - MBRA	896.50
31/08/2018	EF060661	JADE CAFE CHINESE RESTAURANT	CATERING - BRIGADES	367.50
				5,971,936.53

INTERNAL PAYMENT VOUCHERS - AUGUST 2018

1/08/2018	DD003530	PAY 3	FORTNIGHTLY PAYROLL	713,835.04
31/07/2018	DD003531	CALTEX AUSTRALIA PETROLEUM PTY LTD	FUEL SERVICES	61,334.83
23/07/2018	DD003532	SPECIAL PAY 4655	SPECIAL PAY	2,054.00
29/07/2018	DD003533	ANZ BANK - VISA CARD	CREDIT CARD PAYMENT	7,831.83
15/08/2018	DD003534	PAY 4	FORTNIGHTLY PAYROLL	706,474.97
1/08/2018	DD003535	LES MILLS ASIA PACIFIC	CONTRACT FEES - GLC	749.20
1/08/2018	DD003536	LES MILLS ASIA PACIFIC	CONTRACT FEES - DNS	561.90
1/08/2018	DD003537	ANZ BANK	BANK FEES	3,264.45
1/08/2018	DD003538	ANZ BANK	BANK FEES	242.45
1/08/2018	DD003539	ANZ BANK	BANK FEES	954.38
1/08/2018	DD003540	COMMONWEALTH BANK	BANK FEES	341.90
1/08/2018	DD003541	ANZ BANK	BANK FEES	354.27
1/08/2018	DD003542	ANZ BANK	BANK FEES	122.36
1/08/2018	DD003543	AQUA RESORT WORKING ACCOUNT	OVERPAYMENT - POOL TESTING	338.00
1/08/2018	DD003544	J & S LANGER PROPERTIES PTY LTD	PAID TWICE - DA18/0501	419.00
1/08/2018	DD003545	LORITZ CIRCUS	OVERPAYMENT HA18/0153	41.50
1/08/2018	DD003546	COMMONWEALTH BANK	BANK FEES	69.38
1/08/2018	DD003547	CITY OF BUSSELTON	INCORRECT PAYMENT - DEBTOR	480.00
1/08/2018	DD003548	FINES ENFORCEMENT REGISTRY	TRAFFIC INFRINGEMENTS	5,715.00
17/08/2018	DD003549	A SMITH	REFUN APPLICATION CANCELLED	144.50
28/08/2018	DD003550	J & L FEODOROV	REFUND OF RATE OVERPAYMENT - BPAY	2,369.19
28/08/2018	DD003551	N & G GAJILOMO	REFUND OF RATE OVERPAYMENT - BPAY	2,392.43
29/08/2018	DD003552	K & J SEARS	REFUND OF RATE OVERPAYMENT - BPAY	12,288.24
29/08/2018	DD003553	J D & N J SUITOR	REFUND OF RATE OVERPAYMENT - BPAY	1,986.59
29/08/2018	DD003554	C & S DAVIES	REFUND BUILDING PLAN REQUEST	155.00
22/08/2018	DD003555	ROMAN CATHOLIC OF BUNBURY	REFUND OVERPAYMENT FEE - BPOINT	76.25
31/08/2018	DD003556	ANZ BANK	BANK FEES	60.00
29/08/2018	DD003557	PAY 5	FORTNIGHTLY PAYROLL	717,367.75
				2,242,024.41

TRUST ACCOUNT - AUGUST 2018

10/08/2018	007406	BUILDING COMMISSION	REGISTRATIONS / LEVY PAYMENTS	15,311.75
10/08/2018	007407	CONSTRUCTION TRAINING FUND	BCITF LEVY	3,566.53
10/08/2018	007408	CITY OF BUSSELTON	VARIOUS REIMBURSEMENTS	477.50
				\$19,355.78

6.3 BUDGET AMENDMENT REQUEST / REVIEW

SUBJECT INDEX:	Budget Planning and Reporting
STRATEGIC OBJECTIVE:	Governance systems, process and practices are responsible, ethical and transparent.
BUSINESS UNIT:	Finance and Corporate Services
ACTIVITY UNIT:	Finance and Corporate Services
REPORTING OFFICER:	Manager Financial Services - Kim Dolzadelli
AUTHORISING OFFICER:	Director Finance and Corporate Services - Tony Nottle
VOTING REQUIREMENT:	Absolute Majority
ATTACHMENTS:	Nil

PRÉCIS

This report seeks recommendation of the Finance Committee to Council for the approval of budget amendments as detailed in this report. Adoption of the Officers recommendation will result in no change to the City's current amended budgeted surplus position of \$0.

BACKGROUND

Council adopted its 2018/2019 municipal budget on Wednesday, 25 July 2018 with a balanced budget position.

Since this time Council has been advised of certain funding changes that have positively impacted the original budget and Council is now being asked to consider budget amendments for the following key areas/projects:

1. Busselton Foreshore Jetty Precinct,
2. Coastal Adaption and Protection Grants,
3. Data Communications and Software Licencing,
4. Department of Fire and Emergency Services Grants,
5. Financial Assistance Grants and Busselton Jetty Incorporated Contribution,
6. Keep Australia Beautiful WA Grant,
7. Busselton-Margaret River Airport Development Project,
8. Public Art Reserve Vasse Precinct Artworks, and
9. Main Roads WA Direct Grant.

STATUTORY ENVIRONMENT

Section 6.8 of the Local Government Act refers to expenditure from the municipal fund that is not included in the annual budget. In the context of this report, where no budget allocation exists, expenditure is not to be incurred until such time as it is authorised in advance, by an absolute majority decision of the Council.

RELEVANT PLANS AND POLICIES

There are multiple plans and policies that support the proposed budget amendments.

FINANCIAL IMPLICATIONS

Budget amendments being sought will result in no change to Council's budget surplus position of \$0.

Long Term Financial Plan Implications

There are no Long Term Financial Plan implications in relation to this item.

STRATEGIC COMMUNITY OBJECTIVES

This matter principally aligns with Key Goal Area 6 – ‘Leadership’ and more specifically Community Objective 6.1 - ‘Governance systems, process and practices are responsible, ethical and transparent’.

RISK ASSESSMENT

There is a risk to the City, as there is with all projects undertaken, that the final cost could exceed budget. If this looks to be the case Council will be notified so a suitable offset / project scope back can be identified.

CONSULTATION

Consultation has occurred with the appropriate Council officers.

OFFICER COMMENT

The Officer commends the following requested budget amendments to the Finance Committee for consideration and recommendation to Council.

1. “Busselton Foreshore Jetty Precinct”

The Busselton Foreshore Stage 3 (C3094) works project is nearing completion, and it would be beneficial to move the “surplus” budget to the Busselton Foreshore Jetty Precinct project (C3168).

These funds have already been allocated throughout activities in the C3168 project (in previous financial years) which include the Adventure Playspace and development of seasonal stalls.

Planned Expenditure Items

The following amendments shown below in Table 1 are being sought for approval.

Table 1:

<i>Cost Code</i>	<i>Description</i>	<i>Current Budget</i>	<i>Change</i>	<i>Proposed Amended Budget</i>
Expenditure				
C3168	Busselton Foreshore Jetty Precinct	1,578,544	66,965	1,645,509
C3094	Busselton Foreshore Stage 3	287,637	-66,965	220,672
Net Total		1,866,181	0	1,866,181

Proposed Outcome

The proposed amendment will enable the Major Projects team to make use of all available funds to complete the Busselton Foreshore Jetty Precinct project within Budget.

2. “Coastal Adaption and Protection Grants”

The Department of Transport’s Coastal Adaptation and Protection (CAP) Grants provides financial assistance for local projects that identify and manage coastal hazards.

The program seeks to preserve and enhance coastal assets for the general public, building partnerships with local coastal managers, and helping them understand and adapt to coastal hazards.

The timing of these grants does not coincide with the City's annual budget process, therefore at the time of development of the City's budget these projects are excluded as the pool of money available from this scheme is shared amongst the entire State.

The funding pool for the 2018/19 FY was \$1,056,540.

The City has received funding for the projects listed below, that will have to be funded dollar for dollar. It is proposed that the matching funding be transferred from the Climate Adaptation Reserve.

Project	Description	Grant
Beach monitoring (year 6)	Collection of beach profile surveys, aerial photos and site photos at Geographe Bay.	\$26,000
Sand nourishment (year 6)	Sand nourishment along Geographe Bay.	\$55,000
Maintenance of Craig Street groyne and seawall	Maintenance of Craig Street coastal protection structure.	\$125,000
Broadwater Adaptation Beach Coastal	Relocation of vulnerable public assets and shoreline stabilisation investigation.	\$75,000

Planned Expenditure Items

The following amendments shown below in Table 2 are being sought for approval.

Table 2:

<i>Cost Code</i>	<i>Description</i>	Current Budget	Change	Proposed Amended Budget
Income				
510-C2512-1215-0000	Sand Re - Nourishment Capital Grant	0	(55,000)	(55,000)
Climate Adaptation Reserve	Sand Re - Nourishment Equity	(118,410)	0	(118,410)
Expenditure				
510-C2512-3260-0000	Sand Re - Nourishment Consultancy	5,130	0	5,130
510-C2512-3280-0000	Sand Re - Nourishment Contractors	113,280	55,000	168,280
Income				
510-11101-1239-9791	Beach Monitoring Non Capital Grant	0	(26,000)	(26,000)
Climate Adaptation Reserve	Beach Monitoring Equity	0	(26,000)	(26,000)
Expenditure				
510-11101-3280-9791	Beach Monitoring Contractors	0	52,000	52,000
Income				
510-C2523-1215-0000	Broadwater Beach Coastal Adaptation Cap Grant	0	(75,000)	(75,000)
Climate Adaptation Reserve	Broadwater Beach Coastal Adaptation Equity	0	(75,000)	(75,000)

Expenditure				
510-C2523-3260-0000	Broadwater Beach Coastal Adaptation Consultant	0	10,000	10,000
510-C2523-3280-0000	Broadwater Beach Coastal Adaptation Contractors	0	140,000	140,000
Income				
510-C2528-1215-0000	Maintenance of Craig Street Groyne and Seawall Grant	0	(125,000)	(125,000)
Climate Adaptation Reserve	Maintenance of Craig Street Groyne and Seawall Equity	0	(125,000)	(125,000)
Expenditure				
510-C2528-3260-0000	Maintenance of Craig Street Groyne and Seawall Consultancy	0	15,000	15,000
510-C2528-3280-0000	Maintenance of Craig Street Groyne and Seawall Contractors	0	235,000	235,000
Net Total		0	0	0

Proposed Outcome

The program seeks to preserve and enhance coastal assets for the general public, building partnerships with local coastal managers, and helping them understand and adapt to coastal hazards.

3. "Data Communications and Software Licencing"

As part of the infrastructure works undertaken for the implementation of the public WiFi on the Busselton Foreshore and surrounds, officers were able to also extend the City's optic fibre network into the Youth and Community Activities Building (YCAB). During the budget development process it was originally intended for the YCAB to utilise high speed internet services and \$12,000 Ex GST was included in the operational budget for this purpose.

Recently the City's engineering and design teams have identified a number of specialist software items, which were not available or known about in the lead up to the budget adoption process. Items include additional AutoCad licences, specialist flood modelling software and various other related components, at an estimated cost of \$11,000 Ex GST per annum.

Planned Expenditure Items

This item requests some of the anticipated savings from the cancellation of the internet service at the YCAB be transferred to the information technology software licencing budget. The budget allocation of \$11,000 Ex GST will be utilised for the provision of specialist software items required by the engineering and design team.

The following amendments shown below in Table 3 are being sought for approval.

Table 3:

<i>Cost Code</i>	<i>Description</i>	Current Budget	Change	Proposed Amended Budget
Expenditure				
330-B1361-3296	Data Communication Costs	21,860	(11,000)	10,860
220-10251-3291	Computer Software Licenses	332,856	11,000	343,856
Net Total		354,716	0	354,716

Proposed Outcome

The proposed amendment will bring efficiency to field work undertaken by the Engineering Works and Services team.

4. “Department of Fire and Emergency Services (DFES) Grants”

In March of 2018 the City of Busselton applied to DFES for Capital grants monies to continue existing projects or for additional building requirements for the City’s bush fire brigades.

On the 31st July the City received notification from DFES the grants as per the below table were successfully received.

As per the 2018/19 adopted budget the only funding coming from council funds is \$40,745 with the remaining \$407,503 coming from the DFES ESL capital grants program.

Additionally the City has also received notification that there will possibly be five vehicle changeovers to occur in this financial year with the indicated value placed in the table below.

Planned Expenditure Items

The building of a new fire station for the Ambergate Volunteer Bush Fire Brigade as per RFT 06/18.

The addition of a training and meeting room at the current Hithergreen Volunteer Bush Fire Brigade station to facilitate the ongoing training requirements of the brigade.

The provision of new concrete aprons to the Sussex and Vasse fire stations to improve the safety of volunteers during training and cleaning of equipment.

The following amendments shown below in Table 4 are being sought for approval.

Table 4:

<i>Cost Code</i>	<i>Description</i>	Current Budget	Change	Proposed Amended Budget
Revenue				
Non-Operating Grants, Subsidies & Contributions	Fire Prevention DFES			
441-B9112-1215-0000	Ambergate Fire Station Construction	-123,307	-198,000	-321,307
441-B9109-3280-0000	Hithergreen Fire Station training room addition	0	-68,886	-68,886
441-B9113-3280-0000	Sussex concrete apron	0	-8,655	-8,655
441-B9114-3280-0000	Vasse concrete apron	0	-8,655	-8,655
Donated Assets	Fire Prevention DFES			
441-B1026-1270-0000	Yallingup Rural BFB replacement vehicle	0	-597,600	-597,600
441-B1015-1270-0000	Hithergreen BFB replacement vehicle	0	-465,200	-465,200
441-B1013-1270-0000	Dunsborough BFB replacement vehicle	0	-178,300	-178,300
441-B1024-1270-0000	Wilyabrup BFB replacement vehicle	0	-178,300	-178,300
441-B1029-1270-0000	SES replacement vehicle	0	-97,200	-97,200

Expenditure				
441-B9112-3280-0000	Contractors (Inc Contract Staff)	164,052	198,000	362,052
441-B9109-3280-0000	Contractors (Inc Contract Staff)	0	68,886	68,886
441-B9113-3280-0000	Contractors (Inc Contract Staff)	0	8,655	8,655
441-B9114-3280-0000	Contractors (Inc Contract Staff)	0	8,655	8,655
441-B1026-7723-0000	Yallingup Rural BFB replacement vehicle	0	597,600	597,600
441-B1015-7723-0000	Hithergreen BFB replacement vehicle	0	465,200	465,200
441-B1013-7723-0000	Dunsborough BFB replacement vehicle	0	178,300	178,300
441-B1024-7723-0000	Wilyabrup BFB replacement vehicle	0	178,300	178,300
441-B1029-7723-0000	SES replacement vehicle	0	97,200	97,200
Net Total		40,745	0	40,745

Proposed Outcome

Construction of the new Ambergate fire station and upgrades to Hithergreen, Vasse and Sussex stations with no any additional council funding being required. Replacement of vehicles that are at end of their serviceable life.

5. “Financial Assistance Grants and Busselton Jetty Incorporated Contribution”

Financial Assistance Grants

On 24th August 2018 the City of Busselton received advise of the Final Financial Assistance Grants it would be receiving for the 2018/2019 Financial Year with a better than anticipate outcome resulting in \$48,968 additional funding compared to adopted budget.

Busselton Jetty Incorporated Contribution

On the 2 May 2018 Councillors received a briefing on behalf of Busselton Jetty Inc., Chief Executive Officer Lisa Shrieve and Deputy Chair Stephen Gaebler. As part of this briefing Council was informed of a proposal to undertake a sea container project at the end of the Jetty to address demand for increased services such as food and beverage, virtual reality goggles and a chocolate, wine and cheese bar. The anticipated costs were approximately \$600,000 and an application to the Building Better Regions Fund had been lodged on 17 December 2017. It is understood that the original budget cost for the project have increased to approximately \$900,000

The Busselton Jetty Inc. have been successful in obtaining the grant from the Building Better Regions Fund and are requesting the City contribute to the project an amount of \$25,000 towards the overall cost of the project.

At this briefing Councillors gave “in-principle” support to the proposal and also acknowledged the project would result in an ongoing higher level of contribution to the “Jetty Maintenance Reserve”. This higher level of contribution by Busselton Jetty Inc. will in turn reduce the level of contribution to the Jetty Maintenance Reserve required by the City of Busselton.

Planned Expenditure Items

The following proposal is to recognise the additional Financial Assistance Grants of \$48,968, increase the budget contingency holding account by \$23,968 and allow for a contribution of \$25,000 to Busselton Jetty Inc. to be utilised towards the sea container project.

The following amendments shown below in Table 5 are being sought for approval.

Table 5:

<i>Cost Code</i>	<i>Description</i>	Current Budget	Change	Proposed Amended Budget
Income				
210-10152-1250-0000	Grants Commission - General Purpose Grant	-364,790	-50,019	-414,809
210-10152-1250-0000	Grants Commission - Local Roads Grant	-670,544	1,051	-669,493
Expenditure				
100-10001-3680-0000	Budget Surplus Contingency Holding Account	50,000	23,968	73,968
New	Contribution to Busselton Jetty Inc - Sea Container Project	0	25,000	25,000
Net Total		-985,334	0	-985,334

Proposed Outcome

Recognition of additional income and a contribution of \$25,000 to Busselton Jetty Inc. for the sea container project.

6. “Keep Australia Beautiful WA Grant”

The City has secured a grant for \$8,414 excluding GST from Keep Australia Beautiful WA for a project – “Southwest Coastal Litter Signage and Campaign”. This project will address the problem of litter in the South West coastal environment.

Planned Expenditure Items

The project will see the creation and instalment of permanent interpretive signage at four coastal locations in the City of Busselton which provide information about the effect our litter can have on the marine environment and will ask visitors to either dispose of their rubbish in the bin/s provided or take their rubbish home with them (depending on the location and whether bins are present).

Along with the launch of the signs, the City of Busselton will run a general campaign bringing awareness to the impact litter can have on marine life and encourage the community to not only refrain from littering, but pick up litter found in our environment and properly dispose of it. This general campaign will be promoted via social media and banners targeting residents and visitors to the South West of WA.

The following amendments shown below in Table 6 are being sought for approval.

Table 6:

<i>Cost Code</i>	<i>Description</i>	Current Budget	Change	Proposed Amended Budget
Expenditure				
524-11300-3280-1103	Contractors including Staff	0	8,414	8,414
Income				
524-11300-1239-1103	Grant from KAB WA for South West Coastal Litter Signage and Campaign	0	(8,414)	(8,414)
Net Total		0	0	0

Proposed Outcome

The project aims to reduce the amount of litter left in our natural coastal environment.

7. "Busselton-Margaret River Airport Development Project"

The City is funding the upgrade to Neville Hyder Drive as part of the City's leveraged funding commitment under the State Government's funding agreement for development of the Busselton-Margaret River Airport. To enable accurate record keeping for the Busselton-Margaret River Airport Development Project a budget amendment is requested to transfer the funds from the Road Asset Renewal Reserve to the Development Project budget.

Planned Expenditure Items

The Neville Hyder Drive upgrade is scheduled for completion in 2018/2019 and the budget is expected to be fully expended.

The following amendments shown below in Table 7 are being sought for approval.

Table 7:

<i>Cost Code</i>	<i>Description</i>	Current Budget	Change	Proposed Amended Budget
Expenditure				
5441-W0222-3280	Road Asset Renewal Reserve – Neville Hyder Drive	287,000	-287,000	0
345-W0222-3280	Airport Development - Neville Hyder Drive Upgrade	0	287,000	287,000
Net Total		\$287,000	0	\$287,000

Proposed Outcome

Formal budget transfer for the upgrade works to Neville Hyder Drive and accurate record keeping with regard to the Busselton-Margaret River Airport Development Project.

8. "Public Art Reserve Vasse Precinct Artworks"

A budget amendment is being requested to transfer funds from Public Art Reserve to Cultural Planning to fund committed artworks in the Vasse Precinct. Quotes for the artworks and consultancy fee were underway at budget preparation time when final costs were unknown. Artworks have now been commissioned by the City through a consultant and are specific to the Vasse Precinct.

Planned Expenditure Items

The 2018/19 Public Art Reserve Fund closing balance is \$106,685. The current 2018/19 budget provision for contractors supplying the artworks in the Vasse Precinct is \$71,000, additional funding of \$24,185 is required to meet financial commitments for the final third artwork and remaining consultant fee.

The following amendments shown below in Table 8 are being sought for approval.

Table 8:

<i>Cost Code</i>	<i>Description</i>	<i>Current Budget</i>	<i>Change</i>	<i>Proposed Amended Budget</i>
Expenditure				
330 10900 3280 000	Contractors	148,100	24,185	172,285
Income				
Public Art Reserve Fund 341-Vasse Public Art	Percent for Art Reserve	106,685	-24,185	82,500
Net Total		254,785		254,785

Proposed Outcome

Increased expenditure in the Vasse Precinct through the Percent for Art cash in lieu contributions, enabling completion of the third artwork.

9. “Main Roads WA Direct Grant”

Advice has been received by Main Roads WA (MRWA) that direct grant funding levels have been reinstated following reduction in the 2017/2018 financial year allocations by the State Government for budget repair purposes. In 2017/2018 the City of Busselton’s allocation was reduced by \$142,455.

In preparing the 2018/2019 budget officer had no indication that the 2017/2018 reduction would be reinstated and hence budgeted for \$202,000.

MRWA have advised that the actual direct grant to be received by the City is \$329,893 being \$127,893 more than budgeted.

Officers note the extensive damage caused by the storm event that occurred on 5 June 2018 and with respect to rural road infrastructure there are in the order of 640 sites where trees have been knocked down from the strong winds.

City officers are still attempting to get the event declared under the new Western Australia Natural Disaster Relief and Recovery Arrangements (WANDRRA) program rules that have been significantly tightened in response to a Federal Government’s Productivity Review into the extent of previous year claims.

What we do know under the stricter WANDRRA arrangements is that;

- Trees that fell exclusively on verges (not across the road), and
- Those that fell from our road verges onto private property will not be funded under the arrangements.

Planned Expenditure Items

Officer propose that the additional MRWA direct grant funds of \$127,893 be allocated to assist with the continued clean-up of storm related damage.

The following amendments shown below in Table 9 are being sought for approval.

Table 9:

<i>Cost Code</i>	<i>Description</i>	Current Budget	Change	Proposed Amended Budget
Expenditure				
541-M9970-3280-0000	Contractors	0	127,893	127,893
Income				
541-M9970-1230-000	Main Roads Direct Grant	0	-127,893	-127,893
Net Total		0	0	0

Proposed Outcome

Address the extensive damage caused by the storm event that occurred on 5 June 2018.

CONCLUSION

Council's approval is sought to amend the budget as per the details contained in this report. Upon approval the proposed works will be planned, organised and completed.

OPTIONS

The Council could decide not to go ahead with any or all of the proposed budget amendment requests.

TIMELINE FOR IMPLEMENTATION OF OFFICER RECOMMENDATION

Should the Officer Recommendation be endorsed, the associated budget amendment will be processed within a month of being approved.

OFFICER RECOMMENDATION**ABSOLUTE MAJORITY DECISION OF COUNCIL REQUIRED**

That Council endorse the requested budget amendments outlined in tables 1 to 9 below, resulting in no change to an amended budgeted surplus position of \$0.

Table 1:

<i>Cost Code</i>	<i>Description</i>	Current Budget	Change	Proposed Amended Budget
Expenditure				
C3168	Busselton Foreshore Jetty Precinct	1,578,544	66,965	1,645,509
C3094	Busselton Foreshore Stage 3	287,637	-66,965	220,672
Net Total		1,866,181	0	1,866,181

Table 2:

<i>Cost Code</i>	<i>Description</i>	Current Budget	Change	Proposed Amended Budget
Income				
510-C2512-1215-0000	Sand Re - Nourishment Capital Grant	0	(55,000)	(55,000)
Climate Adaptation Reserve	Sand Re - Nourishment Equity	(118,410)	0	(118,410)
Expenditure				
510-C2512-3260-0000	Sand Re - Nourishment Consultancy	5,130	0	5,130
510-C2512-3280-0000	Sand Re - Nourishment Contractors	113,280	55,000	168,280
Income				
510-11101-1239-9791	Beach Monitoring Non Capital Grant	0	(26,000)	(26,000)
Climate Adaptation Reserve	Beach Monitoring Equity	0	(26,000)	(26,000)
Expenditure				
510-11101-3280-9791	Beach Monitoring Contractors	0	52,000	52,000
Income				
510-C2523-1215-0000	Broadwater Beach Coastal Adaptation Cap Grant	0	(75,000)	(75,000)
Climate Adaptation Reserve	Broadwater Beach Coastal Adaptation Equity	0	(75,000)	(75,000)
Expenditure				
510-C2523-3260-0000	Broadwater Beach Coastal Adaptation Consultant	0	10,000	10,000
510-C2523-3280-0000	Broadwater Beach Coastal Adaptation Contractors	0	140,000	140,000
Income				
510-C2528-1215-0000	Maintenance of Craig Street Groyne and Seawall Grant	0	(125,000)	(125,000)
Climate Adaptation Reserve	Maintenance of Craig Street Groyne and Seawall Equity	0	(125,000)	(125,000)
Expenditure				
510-C2528-3260-0000	Maintenance of Craig Street Groyne and Seawall Consultancy	0	15,000	15,000
510-C2528-3280-0000	Maintenance of Craig Street Groyne and Seawall Contractors	0	235,000	235,000
Net Total		0	0	0

Table 3:

<i>Cost Code</i>	<i>Description</i>	Current Budget	Change	Proposed Amended Budget
Expenditure				
330-B1361-	Data Communication Costs	21,860	(11,000)	10,860

3296				
220-10251-3291	Computer Software Licenses	332,856	11,000	343,856
Net Total		354,716	0	354,716

Table 4:

<i>Cost Code</i>	<i>Description</i>	Current Budget	Change	Proposed Amended Budget
Revenue				
Non-Operating Grants, Subsidies & Contributions	Fire Prevention DFES			
441-B9112-1215-0000	Ambergate Fire Station Construction	-123,307	-198,000	-321,307
441-B9109-3280-0000	Hithergreen Fire Station training room addition	0	-68,886	-68,886
441-B9113-3280-0000	Sussex concrete apron	0	-8,655	-8,655
441-B9114-3280-0000	Vasse concrete apron	0	-8,655	-8,655
Donated Assets	Fire Prevention DFES			
441-B1026-1270-0000	Yallingup Rural BFB replacement vehicle	0	-597,600	-597,600
441-B1015-1270-0000	Hithergreen BFB replacement vehicle	0	-465,200	-465,200
441-B1013-1270-0000	Dunsborough BFB replacement vehicle	0	-178,300	-178,300
441-B1024-1270-0000	Wilyabrup BFB replacement vehicle	0	-178,300	-178,300
441-B1029-1270-0000	SES replacement vehicle	0	-97,200	-97,200
Expenditure				
441-B9112-3280-0000	Contractors (Inc Contract Staff)	164,052	198,000	362,052
441-B9109-3280-0000	Contractors (Inc Contract Staff)	0	68,886	68,886
441-B9113-3280-0000	Contractors (Inc Contract Staff)	0	8,655	8,655
441-B9114-3280-0000	Contractors (Inc Contract Staff)	0	8,655	8,655
441-B1026-7723-0000	Yallingup Rural BFB replacement vehicle	0	597,600	597,600
441-B1015-7723-0000	Hithergreen BFB replacement vehicle	0	465,200	465,200
441-B1013-7723-0000	Dunsborough BFB replacement vehicle	0	178,300	178,300
441-B1024-7723-0000	Wilyabrup BFB replacement vehicle	0	178,300	178,300
441-B1029-7723-0000	SES replacement vehicle	0	97,200	97,200
Net Total		40,745	0	40,745

Table 5:

<i>Cost Code</i>	<i>Description</i>	Current Budget	Change	Proposed Amended Budget
Income				
210-10152-1250-0000	Grants Commission - General Purpose Grant	-364,790	-50,019	-414,809

210-10152-1250-0000	Grants Commission - Local Roads Grant	-670,544	1,051	-669,493
Expenditure				
100-10001-3680-0000	Budget Surplus Contingency Holding Account	50,000	23,968	73,968
New	Contribution to Busselton Jetty Inc - Sea Container Project	0	25,000	25,000
Net Total		-985,334	0	-985,334

Table 6:

<i>Cost Code</i>	<i>Description</i>	Current Budget	Change	Proposed Amended Budget
Expenditure				
524-11300-3280-1103	Contractors including Staff	0	8,414	8,414
Income				
524-11300-1239-1103	Grant from KAB WA for South West Coastal Litter Signage and Campaign	0	(8,414)	(8,414)
Net Total		0	0	0

Table 7:

<i>Cost Code</i>	<i>Description</i>	Current Budget	Change	Proposed Amended Budget
Expenditure				
5441-W0222-3280	Road Asset Renewal Reserve – Neville Hyder Drive	287,000	-287,000	0
345-W0222-3280	Airport Development - Neville Hyder Drive Upgrade	0	287,000	287,000
Net Total		\$287,000	0	\$287,000

Table 8:

<i>Cost Code</i>	<i>Description</i>	Current Budget	Change	Proposed Amended Budget
Expenditure				
330 10900 3280 000	Contractors	148,100	24,185	172,285
Income				
Public Art Reserve Fund 341-Vasse Public Art	Percent for Art Reserve	106,685	-24,185	82,500
Net Total		254,785		254,785

Table 9:

<i>Cost Code</i>	<i>Description</i>	Current Budget	Change	Proposed Amended Budget
Expenditure				
541-M9970-3280-0000	Contractors	0	127,893	127,893
Income				
541-M9970-1230-000	Main Roads Direct Grant	0	-127,893	-127,893
Net Total		0	0	0

7. **GENERAL DISCUSSION ITEMS**

8. **NEXT MEETING DATE**

9. **CLOSURE**