



Finance Committee Agenda

21 June 2018

ALL INFORMATION AVAILABLE IN VARIOUS FORMATS ON REQUEST

city@busselton.wa.gov.au

CITY OF BUSSELTON

MEETING NOTICE AND AGENDA – 21 JUNE 2018

TO: THE MAYOR AND COUNCILLORS

NOTICE is given that a meeting of the Finance Committee will be held in the Committee Room, Administration Building, Southern Drive, Busselton on Thursday, 21 June 2018, commencing at 9.30am .

The attendance of Committee Members is respectfully requested.

Disclaimer

Statements or decisions made at Council meetings or briefings should not be relied on (or acted upon) by an applicant or any other person or entity until subsequent written notification has been given by or received from the City of Busselton. Without derogating from the generality of the above, approval of planning applications and building permits and acceptance of tenders and quotations will only become effective once written notice to that effect has been given to relevant parties. The City of Busselton expressly disclaims any liability for any loss arising from any person or body relying on any statement or decision made during a Council meeting or briefing.



MIKE ARCHER

CHIEF EXECUTIVE OFFICER

14 June 2018

CITY OF BUSSELTON

AGENDA FOR THE FINANCE COMMITTEE MEETING TO BE HELD ON 21 JUNE 2018

TABLE OF CONTENTS

ITEM NO.	SUBJECT	PAGE NO.
1.	DECLARATION OF OPENING AND ANNOUNCEMENT OF VISITORS.....	4
2.	ATTENDANCE	4
3.	PUBLIC QUESTION TIME.....	4
4.	DISCLOSURE OF INTERESTS	4
5.	CONFIRMATION OF MINUTES	4
5.1	Minutes of the Finance Committee Meeting held 17 May 2018	4
6.	REPORTS	5
6.1	DONATIONS/CONTRIBUTIONS AND SUBSIDIES FUND - MAY 2018.....	5
6.2	FINANCIAL ACTIVITY STATEMENTS - PERIOD ENDING 31 MAY 2018	8
6.3	LIST OF PAYMENTS MADE MAY 2018.....	30
6.4	BUDGET AMENDMENT REQUEST	51
6.5	CREATION OF NEW RESERVE ACCOUNTS and BUDGET AMENDMENT REQUEST	54
7.	GENERAL DISCUSSION ITEMS	58
8.	NEXT MEETING DATE	58
9.	CLOSURE	58

1. **DECLARATION OF OPENING AND ANNOUNCEMENT OF VISITORS**

2. **ATTENDANCE**

Apologies

3. **PUBLIC QUESTION TIME**

4. **DISCLOSURE OF INTERESTS**

5. **CONFIRMATION OF MINUTES**

5.1 Minutes of the Finance Committee Meeting held 17 May 2018

RECOMMENDATION

That the Minutes of the Finance Committee Meeting held 17 May 2018 be confirmed as a true and correct record.

6. REPORTS

6.1 DONATIONS/CONTRIBUTIONS AND SUBSIDIES FUND - MAY 2018

SUBJECT INDEX:	Donations/Contributions
STRATEGIC OBJECTIVE:	Governance systems, process and practices are responsible, ethical and transparent.
BUSINESS UNIT:	Governance Services
ACTIVITY UNIT:	Governance Services
REPORTING OFFICER:	Executive Assistant to Council - Katie Banks Community Development Officer - Naomi Davey
AUTHORISING OFFICER:	Chief Executive Officer - Mike Archer
VOTING REQUIREMENT:	Simple Majority
ATTACHMENTS:	Nil

PRÉCIS

This report provides an overview of the allocated Donations and Contributions, considered of relevance to members of the Finance Committee, and also the Council.

BACKGROUND

The Council allocates an annual budget allowance to the Donations, Contributions and Subsidies (Sponsorship Fund). This is provided such that eligible groups and individuals can apply for and receive sponsorship to assist them in the pursuit of endeavours that bring direct benefit to the broader community. Allocation of the funds is delegated to the Chief Executive Officer, in accordance with published guidelines and funding availability.

STATUTORY ENVIRONMENT

There are no significant statutory environment points to note.

FINANCIAL IMPLICATIONS

The annual budget allowance for the Sponsorship Fund is \$40,000. Total expenditure, including the applications supported in May \$23,431, leaving a balance of \$16,569.

Long Term Financial Plan

There are no long term financial plan implications.

STRATEGIC COMMUNITY OBJECTIVES

This matter aligns principally with Key Goal Areas 6 the City of Busselton Strategic Community Plan 2017: Governance systems, process and practices are responsible, ethical and transparent.

RISK ASSESSMENT

There are no identified risks or a medium or greater level associated with the officers recommendation.

CONSULTATION

Consultation was undertaken with each applicant in the course of assessing their applications.

OFFICER COMMENT

Four applications were received and supported in May 2018, as outlined in the table below, totalling \$2,898.50.

App. No.	Recipient	Purpose	Amount
83/1718	Dunsborough Football Club	Seeking funds to assist with covering the cost of the supply and installation of a new scoreboard at the Dunsborough Playing Fields.	\$1,000.00
84/1718	Busselton Family History Association Inc.	Seeking further financial assistance to cover the cost of hosting the WA Genealogical Affiliated Societies conference at the Busselton Community Resource Centre in September. Funds requested to cover the cost of printing booklets for the conference. Note: Funding of \$195 to cover the cost of venue room hire was approved in March 2018. Funding request 84/1718 was also supported as the total received by the group this financial year did not exceed \$1,000	\$500.00
85/1718	Geographe Bay Table Tennis Club	Hosting 2018 South West Open Table Tennis Championship at the Busselton Youth Centre being held on 30 June – 1 July 2018. Funding requested to cover the cost of venue hire.	\$500.00
86/1718	Rotary Club of Busselton Geographe Bay Inc.	Funds requested to cover the cost of directional signage for the 2019 Australia Day celebrations. The Australia Day Celebrations and breakfast will move from the western side of the Equinox café to the central core area of the foreshore.	\$898.50

CONCLUSION

The Sponsorship Fund continues to provide support to groups and individuals, with a further four applications processed in May 2018.

OPTIONS

This report is for noting only and hence there are no options presented.



TIMELINE FOR IMPLEMENTATION OF OFFICER RECOMMENDATION

This report is for noting only.

OFFICER RECOMMENDATION

That the donations and sponsorships for the month of May 2018 be noted.

6.2 FINANCIAL ACTIVITY STATEMENTS - PERIOD ENDING 31 MAY 2018

SUBJECT INDEX:	Budget Planning and Reporting
STRATEGIC OBJECTIVE:	Governance systems, process and practices are responsible, ethical and transparent.
BUSINESS UNIT:	Finance and Corporate Services
ACTIVITY UNIT:	Financial Services
REPORTING OFFICER:	Manager Financial Services - Kim Dolzadelli
AUTHORISING OFFICER:	Director Finance and Corporate Services - Tony Nottle
VOTING REQUIREMENT:	Simple Majority
ATTACHMENTS:	Attachment A Statement of Financial Activity - Period Ending 31 May 2018 
	Attachment B Investment Report - Period Ending 31 May 2018 

PRÉCIS

Pursuant to Section 6.4 of the Local Government Act ('the Act') and Regulation 34(4) of the Local Government (Financial Management) Regulations ('the Regulations'), a local government is to prepare, on a monthly basis, a statement of financial activity that reports on the City's financial performance in relation to its adopted/ amended budget.

This report has been compiled to fulfil the statutory reporting requirements of the Act and associated Regulations, whilst also providing the Council with an overview of the City's financial performance on a year to date basis for the period ending 31 May 2018.

BACKGROUND

The Regulations detail the form and manner in which financial activity statements are to be presented to the Council on a monthly basis; and are to include the following:

- Annual budget estimates
- Budget estimates to the end of the month in which the statement relates
- Actual amounts of revenue and expenditure to the end of the month in which the statement relates
- Material variances between budget estimates and actual revenue/ expenditure/ (including an explanation of any material variances)
- The net current assets at the end of the month to which the statement relates (including an explanation of the composition of the net current position)

Additionally, and pursuant to Regulation 34(5) of the Regulations, a local government is required to adopt a material variance reporting threshold in each financial year. At its meeting of 26 July 2017, the Council adopted (C1707/163) the following material variance reporting threshold for the 2017/18 financial year:

"That pursuant to Regulation 34(5) of the Local Government (Financial Management) Regulations, the Council adopts a material variance reporting threshold with respect to financial activity statement reporting for the 2017/18 financial year as follows:

- *Variances equal to or greater than 10% of the year to date budget amount as detailed in the Income Statement by Nature and Type/ Statement of Financial Activity report, however variances due to timing differences and/or seasonal adjustments are to be reported on a quarterly basis; and*
- *Reporting of variances only applies for amounts greater than \$25,000."*

STATUTORY ENVIRONMENT

Section 6.4 of the Local Government Act and Regulation 34 of the Local Government (Financial Management) Regulations detail the form and manner in which a local government is to prepare financial activity statements.

RELEVANT PLANS AND POLICIES

Not applicable.

FINANCIAL IMPLICATIONS

Any financial implications are detailed within the context of this report.

Long-term Financial Plan Implications

Any financial implications are detailed within the context of this report.

STRATEGIC COMMUNITY OBJECTIVES

This matter principally aligns with Key Goal Area 6 – ‘Leadership’ and more specifically Community Objective 6.1 - ‘Governance systems, process and practices are responsible, ethical and transparent’.

RISK ASSESSMENT

Risk assessments have been previously completed in relation to a number of ‘higher level’ financial matters, including timely and accurate financial reporting to enable the Council to make fully informed financial decisions. The completion of the monthly Financial Activity Statement report is a control that assists in addressing this risk.

CONSULTATION

Not applicable.

OFFICER COMMENT

In order to fulfil statutory reporting requirements, and to provide the Council with a synopsis of the City’s overall financial performance on a full year basis, the following financial reports are attached here to:

- Statement of Financial Activity

This report provides details of the City’s operating revenues and expenditures on a year to date basis, by nature and type (i.e. description). The report has been further extrapolated to include details of non-cash adjustments and capital revenues and expenditures, to identify the City’s net current position; which reconciles with that reflected in the associated Net Current Position report.

- Net Current Position

This report provides details of the composition of the net current asset position on a full year basis, and reconciles with the net current position as per the Statement of Financial Activity.

- Capital Acquisition Report

This report provides full year budget performance (by line item) in respect of the following capital expenditure activities:

- Land and Buildings

- Plant and Equipment
- Furniture and Equipment
- Infrastructure

▪ Reserve Movements Report

This report provides summary details of transfers to and from reserve funds, and also associated interest earnings on reserve funds, on a full year basis.

Additional reports and/or charts are also provided as required to further supplement the information comprised within the statutory financial reports.

COMMENTS ON FINANCIAL ACTIVITY TO 31 MAY 2018

The Statement of Financial Activity for the period ending 31 May 2018 shows a better than expected Net Current Position "Surplus" of \$10M being \$29.97M more than Year to Date (YTD) Budget. At this time subject to there being no adverse activity in the following month it is expected that a modest surplus in the vicinity of \$500K to \$1M will be achieved at year end.

The following summarises the major variances in accordance with *Council's adopted material variance reporting threshold* that collectively make up the above difference:

Description	2017/2018 Actual	2017/2018 Amended Budget YTD	2017/2018 Amended Budget	2017/18 YTD Bud Variance	2017/18 YTD Bud Variance
Revenue from Ordinary Activities	64,659,810	64,468,604	66,421,049	0.30%	191,206
Expenses from Ordinary Activities	(60,295,551)	(62,422,003)	(68,674,825)	3.41%	2,126,452
Non-Operating Grants, Subsidies and Contributions	13,094,426	23,437,861	43,655,339	-44.13%	(10,343,435)
Loss on Asset Disposals	(641,061)	(6,252)	(6,252)	-10513.69%	(634,809)
<u>Capital Revenue & (Expenditure)</u>					
Land & Buildings	(4,557,187)	(15,538,361)	(16,636,693)	70.67%	10,981,174
Plant & Equipment	(1,868,589)	(4,278,112)	(4,279,400)	56.32%	2,409,523
Furniture & Equipment	(484,529)	(800,193)	(830,212)	39.45%	315,664
Infrastructure	(38,213,066)	(53,908,332)	(60,684,321)	29.11%	15,695,266
Proceeds from Sale of Assets	318,150	635,150	635,150	-49.91%	(317,000)
Proceeds from New Loans	6,960,000	10,110,000	10,110,000	-31.16%	(3,150,000)
Advances to Community Groups	(110,000)	(260,000)	(260,000)	57.69%	150,000
Transfer to Restricted Assets	(2,458,356)	(564,501)	(625,751)	-335.49%	(1,893,855)
Transfer from Restricted Assets	21,688,927	15,354,556	27,808,739	41.25%	6,334,371
Transfer to Reserves	(10,825,164)	(14,279,526)	(16,285,572)	24.19%	3,454,362
Transfer from Reserves	5,035,307	1,146,659	19,921,964	339.13%	3,888,648

Operating Revenue:

Revenue from ordinary activities is \$191,206 more than expected when compared to YTD Budget with the following items meeting the material variance reporting threshold set by Council for the 2017/2018 Financial Year.

Description	2017/2018 Actual	2017/2018 Amended Budget YTD	2017/2018 Amended Budget	2017/18 YTD Bud Variance	2017/18 YTD Bud Variance
	\$	\$	\$	%	\$
Revenue from Ordinary Activities					
Operating Grants, Subsidies and Contributions	1,956,132	2,769,653	3,637,258	-29.37%	(813,521)
Other Revenue	476,594	355,846	426,167	33.93%	120,748

Operating Grants, Subsidies and Contributions

Cost Code	Cost Code Description	Comment	Variance YTD
Finance and Corporate Services			
<u>Reimbursements</u>			
10200	Financial Services	Insurance Recovered - Claims	47,893
10521	Human Resources & Payroll	Reimbursements - Workers Compensation offset with level of expenditure	(75,485)
Community and Commercial Services			
<u>State Government Grants & Subsidies - Operating Activities</u>			
10540	Recreation Administration	Operating Grants & Subsidies Dept. Sport & Rec - balance of Grant to claim	(32,314)
11151	Airport Operations	Operating Grants & Subsidies - AIRLINE ENGAGEMENT PROJECT - BUSSELTON MARGARET RIVER AIRPORT PROJECT	56,800
C6101	Airport Development - Project Expenses	Operating Grant-Following the State Government's Value Optimisation Review of the Busselton-Margaret River Airport Development Project the City negotiated with the State the return of \$1.4M in funding. A variation to the Financial Assistance Agreement for the Royalties for Regions funding followed and the \$1.4M was returned in May 2018.	(1,400,000)
Planning and Development Services			
<u>State Government Grants & Subsidies - Operating Activities</u>			
10830	Environmental Management Administration	Operating Grants & Subsidies-Other - recoup earlier than expected	44,256
<u>Reimbursements</u>			
10940	Fire Prevention DFES	Reimbursement - ESL Levy - recoup earlier than expected	40,522

Engineering and Works Services			
State Government Grants & Subsidies - Operating Activities			
11300	Sanitation Waste Services Administration	Operating Grants & Subsidies-Offset with level of expenditure	(90,000)
Contributions - Operating Activities			
11160	Busselton Jetty	Contributions - Operating Activities - recoup earlier than expected	383,017
Reimbursements			
11501	Operations Services Works	Reimbursements - Workers Compensation - offset with expenditure	38,980

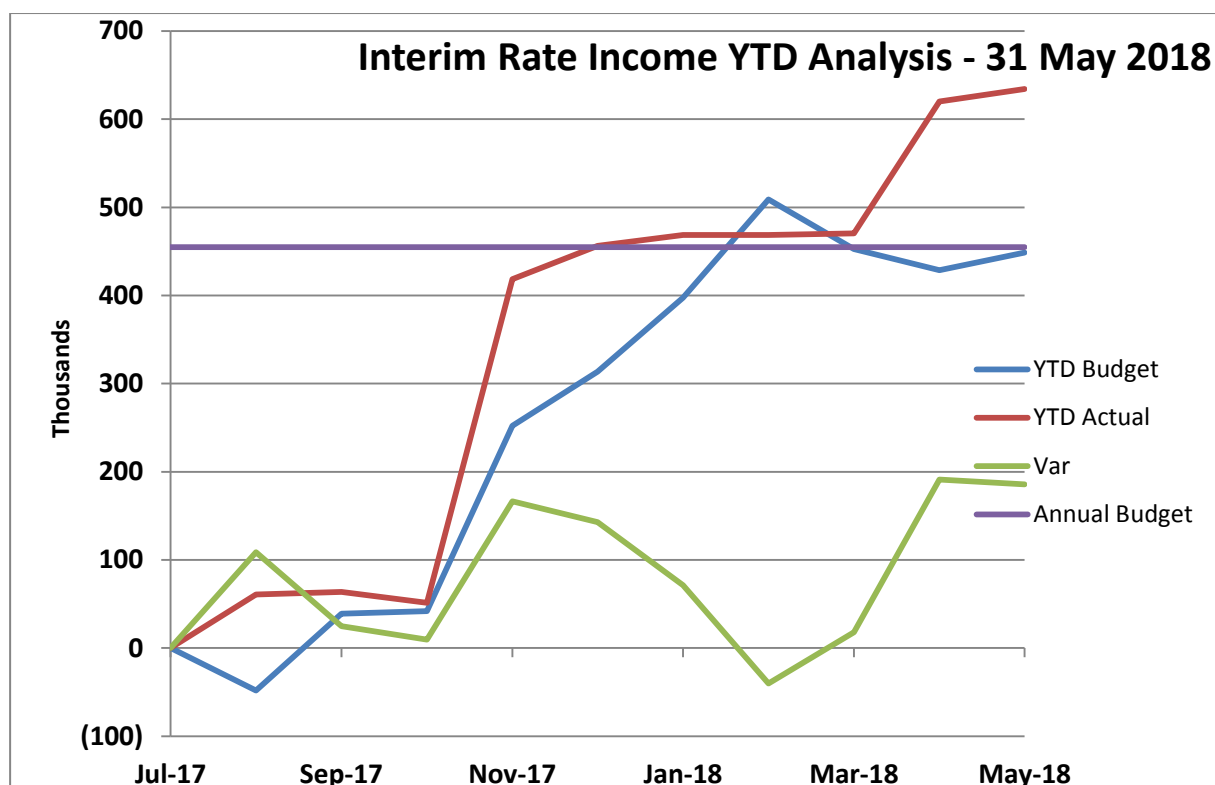
Other Revenue

The items predominately impacting the above “Other Revenue” performance is Sale of Scrap Materials \$104K.

The Officer notes that the above performance of “Operating Grants and Subsidies” and “Other Revenue” is added to by a positive collective performance of \$884K for Rates, Interest and Fees and Charges; these items fall below the Material Variance reporting thresholds. These variations are considered to be that of a timing difference with the exception of Rate Revenue (\$186K) which is expected to be a permanent variation.

Interim Rates:

Officers continue to monitor Interim Rating Income levels and present the following information noting that the YTD Budget has already been achieved;



Operating Expenditure:

Expenditure from ordinary activities, excluding depreciation, is \$2.54M less than expected when compared to YTD Budget with the following items meeting the material variance reporting threshold set by Council for the 2017/2018 Financial Year.

Description	2017/2018 Actual	2017/2018 Amended Budget YTD	2017/2018 Amended Budget	2017/18 YTD Bud Variance	2017/18 YTD Bud Variance
	\$	\$	\$	%	\$
Expenses from Ordinary Activities					
Materials & Contracts	(13,525,861)	(15,135,292)	(16,914,999)	10.63%	1,609,431
Allocations	1,605,424	1,796,173	1,996,270	10.62%	(190,749)

Materials and Contracts:

The main items affected are listed below, at this stage these variances are considered to be of a timing nature:

Cost Code	Cost Code Description / GL Activity	Variance YTD
<u>Finance and Corporate Services</u>		
10100	Finance & Corporate Services Support	29,272
10250	Information & Communication Technology Services	38,175
10500	Legal and Compliance Services	35,175
<u>Community and Commercial Services</u>		
10591	Geographe Leisure Centre	67,480
10635	Regional Centres Program	100,000
10900	Cultural Planning	53,791
11151	Airport Operations	(48,718)
<u>Planning and Development Services</u>		
10830	Environmental Management Administration	58,315
10850	Implement Management Plans Other	57,492
10925	Preventative Services - CLAG	39,337
11170	Meelup Regional Park	67,099
<u>Engineering and Works Services</u>		
11104	Port Geographe	(300,000)
11106	Street Lighting Installations	33,086
11108	Rural Intersection (Lighting) Compliance	40,830
11160	Busselton Jetty	498,157
12600	Street & Drain Cleaning	(38,419)
Various	Bridge Maintenance	78,396
Various	Building Maintenance	136,496
C8500	Cycleways Maintenance Busselton	(26,727)
Various	Waste	398,480
Various	Road Maintenance	(218,543)
Various	Reserve Maintenance	(373,765)
5280	Transport - Fleet Management	95,701

Allocations:

Allocations are running \$190k under YTD Budget; these items are an internal allocation of administrative costs from the Finance and Corporate Services division.

The Officer further notes that the above combined performance of “Materials and Contracts” and “Allocations” is added to by a positive collective performance of \$1.12M for Employee Costs, Utilities, Insurances and Other Expenditure.

Non-Operating Grants, Subsidies and Contributions:

Non-Operating Grants, Subsidies and Contributions are less than YTD Budget by \$10.34M with the main item impacting on the above result is the timing of the receipt of “Airport Development - Project Grant” with a current negative result of \$10.14M; this is a timing difference in nature and effectively Municipal Funds are currently being utilised to offset the level of current expenditure for this project. Other items impacting Non-Operating Grants, Subsidies and Contributions are as follows:

Cost Code	Cost Code Description	Variance YTD
<u>Finance and Corporate Services</u>		
10235	Contributions (Revenue) Prog 7	(2,603.24)
10239	Contributions (Revenue) Prog 11	(108,322.95)
10240	Contributions (Revenue) Prog 12	46,526.91
<u>Community and Commercial Services</u>		
10900	Cultural Planning	32,246.00
C6097	Airport Construction Stage 1B, Jet Fuel	(242,913.00)
C6099	Airport Development - Project Expenses	(9,899,607.00)
<u>Planning and Development Services</u>		
B1023	Vasse Bushfire Brigade - Donated Asset	503,967.62
B1029	Busselton Branch SES	49,193.59
<u>Engineering and Works Services</u>		
B9517	GLC - Pool Relining	32,000.00
B9999	Donated Buildings	180,000.00
C1513	Port Geographe Boat Trailer Parking Layout Redevelopment	(85,875.00)
C2512	Sand Re-Nourishment	(50,413.00)
F1019	Busselton Bypass - Country Road Footpath	(30,696.00)
F1020	College Avenue Shared Path	(114,000.00)
S0035	Strelly Street	(28,826.00)
S0049	Layman Road	(91,663.00)
S0064	Peel Terrace	(390,337.00)
S0066	Queen Street	(86,663.00)
S0067	Layman Road - Reconstruction Between 3250 and 6190	(46,663.00)
S0068	Georgiana Molloy Bus Bay Facilities	(120,000.00)
T0079	Patton Terrace - Asphalt Overlay	(79,936.00)
T0080	Craig Street - Asphalt Overlay	60,663.00
T0084	Yelverton Road- Rural reconstruction & widening	129,476.00

Capital Expenditure

As at 31 May 2018, there is a variance of -39.45% or -\$29.4M in total capital expenditure with YTD Actual at -\$45.12M against a YTD Budget of -\$74.52M; with the table below showing those categories exceeding the 10% material variance threshold. The Airport Development makes up for \$11.96M, Plant and Equipment Purchases, \$2.4M, Furniture and Equipment Purchases \$315K, Major Project - Busselton Foreshore \$3.12M, Main Roads projects \$1.5M, Busselton/Dunsborough Traffic Implementation Works \$990K and Council Roads Initiatives \$754K of the overall variance which also assists in explaining the above current YTD shortfall in Non-Operating Grants.

The attachments to this report include detailed listings of the following capital expenditure (project) items, to assist in reviewing specific variances.

Investment Report

Pursuant to the Council's Investment Policy, a report is to be provided to the Council on a monthly basis, detailing the investment portfolio in terms of performance and counterparty percentage exposure of total portfolio. The report is also to provide details of investment income earned against budget, whilst confirming compliance of the portfolio with legislative and policy limits.

As at 31st May 2018, the value of the City's invested funds totalled \$78.19M, up from \$77.64M as at 30th April. The slight increase is due to a net positive inflow of Loan Income compared to on-going expenditure.

During the month of May six term deposits held with five different institutions totalling \$14.0M matured. Five totalling \$12.5M were renewed for a further 10 days at 2.54% (on average). One deposit in the amount of \$1.5M had to be closed so as to maintain compliance with the Investment Policy 218, with specific regard to maximum exposure to a single institution. Investments balances are now falling to levels of a number of years ago and current holdings could no longer be maintained with the bank. The funds were utilised to meet ongoing expenses.

No fixed term deposits relating to the Airport Redevelopment Project matured during the month.

The balance of the 11am account (an intermediary account which offers immediate access to the funds compared to the term deposits and a higher rate of return compared to the cheque account) increased by \$6.0M due to the inflow of new Loan income. The balance of the Airport Development ANZ cash account decreased by \$2.55M as funds were needed to pay ongoing expenses. The balance of funds held at the WA Treasury decreased by \$1.4M when the funds were required to be returned to the WA Government.

The RBA left official rates on hold during May and June. Future movements remain uncertain at this point, although the next movement is likely to be up but not in the immediate future.

Chief Executive Officer – Corporate Credit Card

Details of monthly (April to May) transactions made on the Chief Executive Officer's corporate credit card are provided below to ensure there is appropriate oversight and awareness of credit card transactions made.

Date	Amount	Payee	Description
10-May-18	\$75.00	Sticky Tickets	BCCI Budget Breakfast Tickets (2 x Cr's)

**Funds debited against CEO Annual Professional Development Allowance as per employment Contract Agreement*

+ Allocated against CEO Hospitality Expenses Allowance

CONCLUSION

As at 31 May 2018, the City's financial performance is considered satisfactory. At this time, subject to there being no adverse activity in the following month, it is expected that a modest surplus in the vicinity of \$500K to \$1M will be achieved at year end.

OFFICER RECOMMENDATION

That the Council receives the statutory financial activity statement reports for the period ending 31 May 2018, pursuant to Regulation 34(4) of the Local Government (Financial Management) Regulations.

City of Busselton**Statement of Financial Activity****For The Period Ending 31 May 2018**

	2017/2018 Actual	2017/2018 Amended Budget YTD	2017/2018 Original Budget YTD	2017/2018 Amended Budget	2017/2018 Original Budget	2017/18 YTD Bud (A) Variance
	\$	\$	\$	\$	\$	%
Revenue from Ordinary Activities						
Rates	45,090,158	44,903,190	44,844,680	44,919,351	44,860,841	0.42%
Operating Grants, Subsidies and Contributions	1,956,132	2,769,653	2,600,338	3,637,258	3,454,904	-29.37%
Fees & Charges	14,860,711	14,365,502	14,365,502	15,175,277	15,175,277	3.45%
Other Revenue	476,594	355,846	333,517	426,167	403,838	33.93%
Interest Earnings	2,276,215	2,074,413	2,074,413	2,262,996	2,262,996	9.73%
	64,659,810	64,468,604	64,218,450	66,421,049	66,157,856	0.30%
Expenses from Ordinary Activities						
Employee Costs	(25,976,982)	(27,039,794)	(26,921,356)	(29,324,525)	(29,186,308)	3.93%
Materials & Contracts	(13,525,861)	(15,135,292)	(14,935,179)	(16,914,999)	(16,639,971)	10.63%
Utilities (Gas, Electricity, Water etc)	(2,235,766)	(2,363,232)	(2,363,232)	(2,580,822)	(2,580,822)	5.39%
Depreciation on non current assets	(16,953,207)	(16,541,250)	(16,541,250)	(18,003,380)	(18,003,380)	-2.49%
Insurance Expenses	(651,943)	(655,236)	(655,236)	(655,677)	(655,677)	0.50%
Other Expenditure	(2,557,216)	(2,483,372)	(2,547,909)	(3,191,692)	(3,464,535)	-2.97%
Allocations	1,605,424	1,796,173	1,796,173	1,996,270	1,996,270	10.62%
	(60,295,551)	(62,422,003)	(62,167,989)	(68,674,825)	(68,534,423)	3.41%
Borrowings Cost Expense						
Interest Expenses	(936,591)	(1,010,565)	(1,010,565)	(1,410,971)	(1,410,971)	7.32%
	(936,591)	(1,010,565)	(1,010,565)	(1,410,971)	(1,410,971)	7.32%
Non-Operating Grants, Subsidies and Contributions	13,094,426	23,437,861	23,438,152	43,655,339	42,079,630	-44.13%
Profit on Asset Disposals	51,666	22,400	22,400	22,400	22,400	130.65%
Loss on Asset Disposals	(641,061)	(6,252)	(6,252)	(6,252)	(6,252)	-10153.69%
	12,505,031	23,454,009	23,454,300	43,671,487	42,095,778	-46.68%
Net Result	15,932,699	24,490,045	24,494,196	40,006,740	38,308,240	-34.94%
Adjustments for Non-cash Revenue & Expenditure						
Depreciation	16,953,207	16,541,250	16,541,250	18,003,380	18,003,380	
Donated Assets	(777,407)	0	0	(16,000,000)	(16,000,000)	
(Profit)/Loss on Sale of Assets	589,395	(16,148)	(16,148)	(16,148)	(16,148)	
Deferred Pensioner Movements	(18,441)	0	0	0	0	
Recording of Employee Entitlements (Provisions)	0	0	0	0	0	
Deposit & Bonds Movements (cash backed)	1,795,632	0	0	0	0	
Capital Revenue & (Expenditure)						
Land & Buildings	(4,557,187)	(15,538,361)	(15,513,361)	(16,636,693)	(16,531,693)	70.67%
Plant & Equipment	(1,868,589)	(4,278,112)	(4,028,112)	(4,279,400)	(4,029,400)	56.32%
Furniture & Equipment	(484,529)	(800,193)	(800,193)	(830,212)	(830,212)	39.45%
Infrastructure	(38,213,066)	(53,908,332)	(53,707,867)	(60,684,321)	(59,905,821)	29.11%
Proceeds from Sale of Assets	318,150	635,150	635,150	635,150	635,150	-49.91%
Proceeds from New Loans	6,960,000	10,110,000	11,110,000	10,110,000	11,110,000	-31.16%
Self Supporting Loans - Repayment of Principal	54,490	51,320	51,320	73,466	73,466	6.18%
Total Loan Repayments - Principal	(1,853,445)	(1,972,659)	(1,972,659)	(2,780,982)	(2,780,982)	6.04%
Advances to Community Groups	(110,000)	(260,000)	(260,000)	(260,000)	(260,000)	57.69%
Transfer to Restricted Assets	(2,458,356)	(564,501)	(564,501)	(625,751)	(625,751)	-335.49%
Transfer from Restricted Assets	21,688,927	15,354,556	15,354,556	27,808,739	27,808,739	41.25%
Transfer to Reserves	(10,825,164)	(14,279,526)	(14,279,526)	(16,285,572)	(16,285,572)	24.19%
Transfer from Reserves	5,035,307	1,146,659	1,146,659	19,921,964	19,486,964	339.13%
Opening Funds Surplus/ (Deficit)	1,839,640	1,839,640	1,839,640	1,839,640	1,839,640	
Net Current Position - Surplus / (Deficit)	10,001,263	(21,449,212)	(19,969,596)	0.00	0.00	

City of Busselton

Net Current Position

For The Period Ending 31 May 2018

	2017/18 Actual	2017/18 Amended Budget	2017/18 Original Budget	2016/17 Actual
	\$	\$	\$	\$
<u>NET CURRENT ASSETS</u>				
<u>CURRENT ASSETS</u>				
Cash - Unrestricted	7,798,137	1,025,543	1,025,543	4,815,096
Cash - Restricted	71,281,046	53,828,018	54,263,018	81,774,380
Sundry Debtors	1,485,271	1,500,000	1,500,000	2,872,111
Rates Outstanding - General	1,748,022	950,000	950,000	950,768
Stock on Hand	16,543	24,457	24,457	24,457
	<u>82,329,019</u>	<u>57,328,018</u>	<u>57,763,018</u>	<u>90,436,812</u>
<u>LESS: CURRENT LIABILITIES</u>				
Bank Overdraft	0	0	0	0
Sundry Creditors	1,046,710	3,500,000	3,500,000	6,822,792
Performance Bonds	4,009,810	2,214,179	2,214,179	2,214,179
	<u>5,056,520</u>	<u>5,714,179</u>	<u>5,714,179</u>	<u>9,036,971</u>
Current Position (inclusive of Restricted Funds)	77,272,499	51,613,839	52,048,839	81,399,841
Add: Cash Backed Liabilities (Deposits & Bonds)	4,009,810	2,214,179	2,214,179	2,214,179
Less: Cash - Restricted Funds	(71,281,046)	(53,828,018)	(54,263,018)	(81,774,380)
<u>NET CURRENT ASSET POSITION</u>	<u>10,001,263</u>	<u>0</u>	<u>0</u>	<u>1,839,640</u>

City of Busselton

Capital Acquisition Report

Property, Plant & Equipment, Infrastructure

For the Period Ended 31 May 2018

Description	2017/18 Actual	2017/18 Amended Budget YTD	2017/18 Original Budget YTD	2017/18 Amended Budget	2017/18 Original Budget	2017/18 Budget YTD Variance
	\$	\$	\$	\$	\$	%
>> Property, Plant & Equipment						
Land						
10610 Property Services Administration	0	50,000	50,000	100,000	100,000	-100.00%
10970 Parking Control	0	1,525,000	1,525,000	1,525,000	1,525,000	-100.00%
11156 Airport Development	138,114	100,000	100,000	100,000	100,000	38.11%
R0780 Dunsborough - Commonage Road Oval	0	1,600,000	1,600,000	1,600,000	1,600,000	-100.00%
	138,114	3,275,000	3,275,000	3,325,000	3,325,000	-95.78%
Buildings						
Major Projects						
Major Project - Busselton Foreshore						
B9570 Foreshore East-Youth Precinct Community Youth Building/SLSC	1,338,371	1,351,078	1,351,078	1,351,078	1,351,078	-0.94%
B9583 Railway House	1,904	18,337	18,337	20,000	20,000	-89.62%
B9593 Barnard Park Pavilion	348,899	350,969	350,969	350,969	350,969	-0.59%
B9600 Old Busselton Lighthouse	0	0	0	80,000	80,000	0.00%
B9603 Community Youth Building (Non-grant Funded)	13,784	0	0	0	0	0.00%
	1,702,958	1,720,384	1,720,384	1,802,047	1,802,047	-1.01%
Major Project - Administration Building						
B9010 Civic and Administration Centre Construction	1,007,138	1,132,226	1,132,226	1,140,537	1,140,537	-11.05%
	1,007,138	1,132,226	1,132,226	1,140,537	1,140,537	-11.05%
Buildings (Other)						
B9112 Ambergate Bushfire Brigade Shed	18,237	113,036	113,036	203,307	123,307	-83.87%
B9300 Aged Housing Capital Improvements - Winderup	25,036	33,000	33,000	33,000	33,000	-24.13%
B9301 Aged Housing Capital Improvements - Harris Road	43,565	36,000	11,000	47,000	22,000	21.01%
B9302 Aged Housing Capital Improvements - Winderup Court (City)	10,680	36,663	36,663	40,000	40,000	-70.87%
B9517 GLC - Pool Relining	220,309	522,525	522,525	570,000	570,000	-57.84%
B9528 GLC - Plant Room	15,891	119,203	119,203	130,000	130,000	-86.67%
B9591 Performing Arts Convention Centre	14,050	75,000	75,000	100,000	100,000	-81.27%
B9594 Vasse Community Recreation Precinct	64,787	45,837	45,837	50,000	50,000	41.34%
B9602 Point Piquet Toilet Block	4,390	0	0	0	0	0.00%
B9716 Airport Terminal Stage 2	680,938	8,250,000	8,250,000	9,000,000	9,000,000	-91.75%
B9718 Airport Hangers	550,000	0	0	0	0	0.00%
B9804 Bsn Jetty Tourist Park Home	52,134	179,487	179,487	195,802	195,802	-70.95%
B9807 Bsn Jetty Tourist Park Building Air Conditioners	8,959	0	0	0	0	0.00%
	1,708,977	9,410,751	9,385,751	10,369,109	10,264,109	-81.84%
Total Buildings	4,419,074	12,263,361	12,238,361	13,311,693	13,206,693	-63.97%
Plant & Equipment						
10100 Finance & Corporate Services Support	49,161	0	0	0	0	0.00%
10502 Community & Commercial Services Support	0	50,000	50,000	50,000	50,000	-100.00%
10591 Geographie Leisure Centre	36,308	0	0	0	0	0.00%
10600 Busselton Jetty Tourist Park	10,970	0	0	0	0	0.00%
10610 Property Services Administration	33,417	35,000	35,000	35,000	35,000	-4.52%
10630 Property and Business Development	38,724	40,000	40,000	40,000	40,000	-3.19%
10810 Statutory Planning	65,113	70,000	70,000	70,000	70,000	-6.98%
10850 Implement Management Plans Other	935	0	0	0	0	0.00%
10920 Environmental Health Services Administration	32,133	37,000	37,000	37,000	37,000	-13.16%
10922 Preventative Services - Mosquitoes	40,188	39,462	39,462	39,500	39,500	1.84%
10950 Animal Control	67,960	79,600	79,600	79,600	79,600	-14.62%
11107 Engineering Services Design	32,814	35,000	35,000	35,000	35,000	-6.25%
11170 Meelup Regional Park	1,981	0	0	0	0	0.00%
11401 Transport - Workshop	4,722	53,000	53,000	53,000	53,000	-91.09%
11402 Plant Purchases (P10)	1,055,933	2,095,300	1,845,300	2,095,300	1,845,300	-49.60%
11403 Plant Purchases (P11)	198,511	328,000	328,000	328,000	328,000	-39.48%
11404 Plant Purchases (P12)	196,503	1,402,000	1,402,000	1,402,000	1,402,000	-85.98%
B1023 Vasse Bushfire Brigade	0	0	0	0	0	0.00%
B1029 Busselton Branch SES	0	0	0	0	0	0.00%
G0030 Busselton Transfer Station	0	4,587	4,587	5,000	5,000	-100.00%
G0031 Dunsborough Waste Facility	3,218	9,163	9,163	10,000	10,000	-64.88%
	1,868,589	4,278,112	4,028,112	4,279,400	4,029,400	-56.32%

City of Busseton

Capital Acquisition Report

Property, Plant & Equipment, Infrastructure

For the Period Ended 31 May 2018

Description	2017/18 Actual	2017/18 Amended Budget YTD	2017/18 Original Budget YTD	2017/18 Amended Budget	2017/18 Original Budget	2017/18 Budget YTD Variance
Furniture & Office Equipment						
10250 Information & Communication Technology Services	106,697	94,677	94,677	103,276	103,276	12.70%
10251 Business Systems	112,059	246,026	246,026	268,400	268,400	-54.45%
10380 Busseton Library	0	5,000	5,000	5,000	5,000	-100.00%
10381 Dunsborough Library	0	22,121	22,121	24,130	24,130	-100.00%
10530 Community Services Administration	6,276	0	0	0	0	0.00%
10590 Naturaliste Community Centre	0	15,720	15,720	15,720	15,720	-100.00%
10591 Geopraphe Leisure Centre	10,729	38,995	38,995	42,540	42,540	-72.49%
10616 Winderup Villas Aged Housing	1,736	4,500	4,500	6,000	6,000	-61.42%
10617 Harris Road Aged Housing	1,768	2,625	2,625	3,500	3,500	-32.66%
10625 Art Geo Administration	13,676	12,000	12,000	12,000	12,000	13.97%
10900 Cultural Planning	67,500	86,000	86,000	77,030	77,030	-21.51%
10920 Environmental Health Services Administration	6,574	9,913	9,913	10,000	10,000	-33.69%
10930 Fire Prevention Council	2,332	0	0	0	0	0.00%
11401 Transport - Workshop	1,525	0	0	0	0	0.00%
11500 Operations Services Administration	3,187	0	0	0	0	0.00%
12660 Traffic Signs & Control Equipment	6,800	0	0	0	0	0.00%
B1000 Administration Building- 2-16 Southern Drive	67,739	111,000	111,000	111,000	111,000	-38.97%
B1010 Ambergate Bushfire Brigade	0	2,464	2,464	2,464	2,464	-100.00%
B1013 Dunsborough Bushfire Brigade	1,890	4,833	4,833	4,833	4,833	-60.90%
B1014 Eagle Bay Bushfire Brigade	1,890	4,833	4,833	4,833	4,833	-60.90%
B1015 Hithergreen District Bushfire Brigade	1,890	4,833	4,833	4,833	4,833	-60.90%
B1018 Kaloorup Bushfire Brigade	0	2,464	2,464	2,464	2,464	-100.00%
B1019 Metricup Bushfire Brigade	0	2,464	2,464	2,464	2,464	-100.00%
B1022 Sussex Bushfire Brigade	0	2,464	2,464	2,464	2,464	-100.00%
B1023 Vasse Bushfire Brigade	0	2,464	2,464	2,464	2,464	-100.00%
B1024 Wilyabrup Bushfire Brigade	0	2,464	2,464	2,464	2,464	-100.00%
B1025 Yallingup Coastal Bushfire Brigade	500	4,833	4,833	4,833	4,833	-89.65%
B1026 Yallingup Rural Bushfire Brigade	0	2,464	2,464	2,464	2,464	-100.00%
B1028 Yoongarillup Bushfire Brigade	0	2,464	2,464	2,464	2,464	-100.00%
B1029 Busseton Branch SES	0	12,572	12,572	12,572	12,572	-100.00%
B1357 Railway House	3,330	0	0	0	0	0.00%
B1361 YCAB (Youth Precinct Foreshore)	64,909	100,000	100,000	100,000	100,000	-35.09%
B1451 Depot Building -Dunsborough	1,525	0	0	0	0	0.00%
	484,529	800,193	800,193	830,212	830,212	-39.45%
Sub-Total Property, Plant & Equipment	6,910,305	20,616,666	20,341,666	21,746,305	21,391,305	-66.48%
>> Infrastructure						
Major Project - Busseton Foreshore						
C0016 Barnard Park Carpark	40,826	40,000	40,000	40,000	40,000	2.07%
C3094 Busseton Foreshore - Stage 3	3,140,524	3,153,678	3,153,678	3,440,383	3,440,383	-0.42%
C3113 Busseton Tennis Club - Infrastructure	513,665	2,520,837	2,520,837	2,750,000	2,750,000	-79.62%
C3148 Busseton Foreshore Stage 3: Foreshore Landscaping	1,155	0	0	0	0	0.00%
C3150 Busseton Foreshore Stage 3: Toddler's Playground	57,698	175,087	175,087	191,000	191,000	-67.05%
C3168 Busseton Foreshore Jetty Precinct	2,624,670	3,666,663	3,666,663	4,500,000	4,000,000	-28.42%
C3173 Barnard Park Pavilion Landscaping	60,235	0	0	0	0	0.00%
	6,438,773	9,556,265	9,556,265	10,921,383	10,421,383	-32.62%
Major Project - Administration Building						
C0043 Administration Building Carpark	149,005	250,000	250,000	250,000	250,000	-40.40%
	149,005	250,000	250,000	250,000	250,000	-40.40%
Footpaths Construction						
F0035 Dunsborough Lakes Drive to N.C.C.	62	6,400	139,761	7,000	152,000	-99.03%
F0063 Yallingup Footpath	0	0	28,776	200	31,395	0.00%
F0066 Bussell Highway Footpath Sections	0	357,335	357,335	389,820	389,820	-100.00%
F0073 Bussell H/way Footpath - Opp Corner Store to Warden Crossing	22,701	23,000	23,000	25,000	25,000	-1.30%
F0074 Milward Street - Ford Road to Cookworthy Street	23,575	50,576	50,576	55,000	55,000	-53.39%
F0075 Armitage Drive Footpath - Navigation Way to Avocet Boulevard	1,587	42,524	55,174	46,195	60,000	-96.27%
F0076 Vasse Bypass Road Footpath	51,541	65,000	65,000	65,000	65,000	-20.71%
	99,467	544,835	719,622	588,215	778,215	-81.74%
Drainage Construction - Street						
D0009 Busseton LIA - Geocatch Drain Partnership	41,826	0	0	30,000	30,000	0.00%
D0010 Dunsborough / Busseton Drainage Upgrades	75,111	63,470	63,470	69,000	69,000	18.34%
D0015 Valley Road Drainage Upgrade	9,030	7,337	237,264	8,010	258,010	23.07%
D0016 Vasse Highway Drainage Works	55,616	52,523	22,523	52,523	22,523	5.89%

City of BussetonCapital Acquisition ReportProperty, Plant & Equipment, InfrastructureFor the Period Ended 31 May 2018

Description	2017/18 Actual	2017/18 Amended Budget YTD	2017/18 Original Budget YTD	2017/18 Amended Budget	2017/18 Original Budget	2017/18 Budget YTD Variance
D0017 Chain Avenue - Drainage Works	7,018	55,000	55,000	60,000	60,000	-87.24%
D0018 Centurion Way - Drainage Works	0	21,500	0	21,500	0	-100.00%
D0019 Johnston Avenue Drainage Upgrade - Stage 2	111,055	176,000	0	220,000	0	-36.90%
	299,656	375,830	378,257	461,033	439,533	-20.27%
Car Parking Construction						
C0044 Meelup Coastal Nodes - Carpark upgrade	139,241	217,954	217,954	237,764	237,764	-36.11%
	139,241	217,954	217,954	237,764	237,764	-36.11%
Bridges Construction						
A0010 Queen Street Bridge 0240A	288,000	264,000	264,000	288,000	288,000	9.09%
A0021 Ambergate Bridge - 3393	0	90,000	90,000	90,000	90,000	-100.00%
A0022 Yallingup Beach Road Bridge - 3347	0	222,000	222,000	222,000	222,000	-100.00%
	288,000	576,000	576,000	600,000	600,000	-50.00%
Cycleways Construction						
F1019 Busseton Bypass - Country Road Footpath	116,523	203,952	203,952	222,000	222,000	-42.87%
F1020 College Avenue Shared Path	159,411	304,000	0	380,000	0	-47.56%
	275,934	507,952	203,952	602,000	222,000	-45.68%
Townscape Construction						
C1001 Queen Street Upgrade - Duchess to Kent Street	1,550	113,663	113,663	124,000	124,000	-98.64%
C1024 Dunsborough Road Access Improvements Stage 1	19,454	541,893	541,893	591,155	591,155	-96.41%
	21,004	655,556	655,556	715,155	715,155	-96.80%
Boat Ramps Construction						
C1502 Old Dunsborough Boat Ramp Finger Jetty	7,391	0	0	0	0	0.00%
C1513 Port Geographe Boat Trailer Parking Layout Redevelopment	34,441	112,410	112,410	224,819	224,819	-69.36%
	41,832	112,410	112,410	224,819	224,819	-62.79%
Beach Restoration						
C2504 Groyne Construction	8,550	20,020	20,020	40,040	40,040	-57.29%
C2512 Sand Re-Nourishment	115,112	100,837	100,837	110,000	110,000	14.16%
C2520 Coastal Protection Works	28,229	41,250	41,250	45,000	45,000	-31.57%
C2524 Wonnerup Coastal Defence (Groyne)	77,380	73,335	73,335	73,335	73,335	5.52%
	229,271	235,442	235,442	268,375	268,375	-2.62%
Parks, Gardens & Reserves						
C3006 Playgrounds General - Replacement of playground equipment	8,729	18,384	18,384	20,000	20,000	-52.52%
C3007 Park Furniture Replacement - Replace aged & unsafe Equip	30,419	13,750	13,750	15,000	15,000	121.23%
C3014 Meelup Park - Fire Access Trail	12,181	18,337	18,337	20,000	20,000	-33.57%
C3122 Rails to Trails	16,760	124,329	124,329	165,310	165,310	-86.52%
C3131 Elijah Circle POS	15,380	36,681	36,681	40,000	40,000	-58.07%
C3134 Vasse Community & Recreation Precinct - AFL Oval Stage 1	13,309	45,837	45,837	50,000	50,000	-70.96%
C3145 Churchill Park	62,782	150,000	0	150,000	0	-58.15%
C3146 Dunsborough Town Centre	1,203	82,594	82,594	90,000	90,000	-98.54%
C3154 Administration Building Landscaping Works	408,143	233,471	233,471	250,000	250,000	74.82%
C3157 Port Geographe - Layman Road Native Tree Planting	1,499	32,076	32,076	35,000	35,000	-95.33%
C3158 Port Geographe - Casuarina Replacements on Layman Road	18,900	36,681	36,681	40,000	40,000	-48.47%
C3159 Port Geographe - Burges Cove (Western Side of Bridge)	2,458	87,076	87,076	95,000	95,000	-97.18%
C3160 Port Geographe - Reticulated POS at Layman Rd R/About	3,488	229,297	229,297	250,000	250,000	-98.48%
C3161 Port Geographe-Layman Road to Lanyard Boulevard (Planting)	506	18,337	18,337	20,000	20,000	-97.24%
C3163 Port Geographe - Outstanding Minor Repairs	0	27,558	27,558	30,000	30,000	-100.00%
C3164 Port Geographe - Reticulation Upgrade Scheme to Bore Water	0	307,221	307,221	335,000	335,000	-100.00%
C3165 Foreshore - Irrigation Renewal	0	55,076	55,076	60,000	60,000	-100.00%
C3166 Vasse River Foreshore - Bridge to Bridge	3,667	68,750	68,750	75,000	75,000	-94.67%
C3167 Advanced Bore Monitoring Equipment	0	91,663	91,663	100,000	100,000	-100.00%
C3169 Relocatable Bike Racks	10,376	10,087	10,087	11,000	11,000	2.86%
C3170 Yallingup Beach Showers	38,475	36,663	36,663	40,000	40,000	4.94%
C3171 Dunsborough Foreshore Beach Showers	4,981	4,587	4,587	5,000	5,000	8.59%
C3172 Vasse Newtown - AFL Oval Stage 2	285,628	304,590	304,590	332,275	332,275	-6.23%
C3177 Shade Sail Program	3,670	0	0	0	0	0.00%
	942,552	2,033,045	1,883,045	2,228,585	2,078,585	-53.64%

City of BussetonCapital Acquisition ReportProperty, Plant & Equipment, InfrastructureFor the Period Ended 31 May 2018

Description	2017/18 Actual	2017/18 Amended Budget YTD	2017/18 Original Budget YTD	2017/18 Amended Budget	2017/18 Original Budget	2017/18 Budget YTD Variance
Cemetery Capital Works						
C1609 Pioneer Cemetery - Implement Conservation Plan	8,047	18,344	18,344	20,000	20,000	-56.13%
	8,047	18,344	18,344	20,000	20,000	-56.13%
Aged Housing - Infrastructure Works						
C3451 Aged Housing Infrastructure (Upgrade)	13,656	0	0	13,000	13,000	0.00%
	13,656	0	0	13,000	13,000	0.00%
Sanitation Infrastructure						
C3479 New Cell Development	243,700	802,076	802,076	875,000	875,000	-69.62%
C3481 Transfer Station Development	62,503	97,625	97,625	106,500	106,500	-35.98%
C3485 Site Rehabilitation - Busseton	300,853	985,413	985,413	1,075,000	1,075,000	-69.47%
	607,056	1,885,114	1,885,114	2,056,500	2,056,500	-67.80%
Airport Development						
C6087 Airport Construction Stage 2, Landside Civils & Services Inf	5,070,239	7,883,326	0	8,600,000	0	-35.68%
C6090 Parks & Gardens Airport Stage 2	0	0	550,000	0	600,000	0.00%
C6091 Airport Construction Stage 2, Noise Management Plan	112,941	458,337	458,337	500,000	500,000	-75.36%
C6092 Airport Construction Stage 2, Airfield	16,285,286	16,041,663	16,041,663	17,500,000	17,500,000	1.52%
C6093 Airport Construction Stage 2, Car Park & Access Roads	0	0	5,500,000	0	6,000,000	0.00%
C6095 Airport Construction Stage 2, External Services	620,693	2,383,337	4,216,663	2,600,000	4,600,000	-73.96%
C6097 Airport Construction Stage 1B, Jet Fuel	587,238	563,750	563,750	615,000	615,000	4.17%
C6099 Airport Development - Project Expenses	1,235,959	1,562,253	1,562,253	1,701,890	1,701,890	-20.89%
	23,912,356	28,892,666	28,892,666	31,516,890	31,516,890	-17.24%
Main Roads						
S0035 Strelley Street	488,984	505,012	505,012	549,859	549,859	-3.17%
S0049 Layman Road	572,726	616,638	616,638	672,701	672,701	-7.12%
S0051 Causeway Road	134,400	127,446	127,446	139,032	139,032	5.46%
S0064 Peel Terrace	190,311	1,012,411	1,012,411	1,102,549	1,102,549	-81.20%
S0066 Queen Street	49,022	233,211	233,211	254,412	254,412	-78.98%
S0067 Layman Road - Reconstruction Between 3250 and 6190	393,192	551,916	551,916	600,000	600,000	-28.76%
S0068 Georgiana Molloy Bus Bay Facilities	2,450	200,000	200,000	200,000	200,000	-98.78%
S0314 Koorabin Drive - Reseal	167,684	229,556	229,556	250,000	250,000	-26.95%
S0315 Guerin Street - Asphalt Overlay	52,967	78,918	78,918	85,907	85,907	-32.88%
	2,051,737	3,555,108	3,555,108	3,854,460	3,854,460	-42.29%
Roads to Recovery						
T0004 Chapman Hill Road	80,531	84,520	84,520	92,000	92,000	-4.72%
T0016 Puzey Road	122,138	142,115	142,115	155,000	155,000	-14.06%
T0026 Kaloorup Road	34,682	39,514	39,514	43,000	43,000	-12.23%
T0061 Jindong Treeton Road	13,803	22,924	22,924	25,000	25,000	-39.79%
T0077 Florence Rd Gravel Resheet Slk 0.30 - 1.00	30,603	32,156	32,156	35,000	35,000	-4.83%
T0078 Taylor Rd Gravel Resheet Slk 0.00 - 1.14	49,988	44,110	44,110	48,000	48,000	13.33%
T0079 Patton Terrace - Asphalt Overlay	167,354	247,053	247,053	269,000	269,000	-32.26%
T0080 Craig Street - Asphalt Overlay	196,095	139,605	139,605	152,000	152,000	40.46%
T0082 Hakea Way - Asphalt Overlay	0	9	9	0	0	-100.00%
T0083 Pinnock Place- Asphalt Overlay	37,469	36,705	36,705	40,000	40,000	2.08%
T0084 Yelverton Road- Rural reconstruction & widening	544,293	540,485	540,485	589,624	589,624	0.70%
	1,276,955	1,329,196	1,329,196	1,448,624	1,448,624	-3.93%
Black Spot						
V0002 Busseton/Dunsborough Traffic Implementation Works	10,000	1,000,000	1,000,000	2,325,000	2,325,000	-99.00%
	10,000	1,000,000	1,000,000	2,325,000	2,325,000	-99.00%
Council Roads Initiative						
W0018 Kaloorup Road	121	0	0	0	0	0.00%
W0019 Marine Terrace	329,724	459,188	459,188	500,000	500,000	-28.19%
W0066 Court Street	14,405	20,625	20,625	22,500	22,500	-30.16%
W0108 Yelverton Road	666,250	993,972	993,972	1,080,376	1,080,376	-32.97%
W0136 DAIP Issues District ACROD Bays, ramps, signs etc	9,489	33,726	33,726	36,792	36,792	-71.86%
W0137 Edwards Road	27,993	139,636	139,636	152,000	152,000	-79.95%
W0150 Roe Terrace Busseton	20,433	18,337	18,337	20,000	20,000	11.43%

City of Busselton

Capital Acquisition Report

Property, Plant & Equipment, Infrastructure

For the Period Ended 31 May 2018

Description	2017/18 Actual	2017/18 Amended Budget YTD	2017/18 Original Budget YTD	2017/18 Amended Budget	2017/18 Original Budget	2017/18 Budget YTD Variance
W0176 Signage (Alternate CBD Entry)	28,170	55,000	55,000	60,000	60,000	-48.78%
W0177 Strelley Street	26,515	55,000	55,000	60,000	60,000	-51.79%
W0192 Valley Road	0	42,933	42,933	46,840	46,840	-100.00%
W0198 Senior Citizens Access Road (Peel Tce)	52,636	42,625	42,625	46,500	46,500	23.49%
W0200 Farquhar Rd Gravel Resheet Ssk 0.60 - 2.10	36,123	48,700	48,700	53,000	53,000	-25.83%
W0201 McDonald Rd Gravel Resheet Ssk 1.40 - 2.49	50,041	45,935	45,935	50,010	50,010	8.94%
W0202 Costello Road - Asphalt Overlay	69,060	65,205	65,205	71,000	71,000	5.91%
W0203 Coates Street - Asphalt Overlay	45,540	50,516	50,516	55,000	55,000	-9.85%
W0204 Greenfield Road (Loop) - One way layout	1,280	51,429	51,429	56,000	56,000	-97.51%
W0205 Churchill Park New Entry Road to Croquet Club	0	0	68,071	0	74,000	0.00%
W0206 Churchill Park Fire Hydrant Relocation	0	0	8,250	0	9,000	0.00%
W0207 Busselton Highway Pavement Deformation	0	10,000	10,000	10,000	10,000	-100.00%
W0208 Plover Court	30,742	29,788	29,788	32,500	32,500	3.20%
	1,408,524	2,162,615	2,238,936	2,352,518	2,435,518	-34.87%
Sub-Total Infrastructure	38,213,066	53,908,332	53,707,867	60,684,321	59,905,821	-29.11%
Grand Total - Capital Acquisitions	45,123,371	74,524,998	74,049,533	82,430,626	81,297,126	

City of BusseltonReserves Movement ReportFor The Period Ending 31 May 2018

	2017/2018 Actual	2017/2018 Amended Budget YTD	2017/2018 Original Budget YTD	2017/2018 Amended Budget	2017/2018 Original Budget	2016/2017 Actual
	\$	\$	\$	\$	\$	\$
100 Airport Infrastructure Renewal and Replacement Reserve						
Accumulated Reserves at Start of Year	1,428,767.68	1,428,767.68	1,428,767.68	1,428,767.68	1,428,767.68	940,036.19
Interest transfer to Reserves	36,843.26	30,393.00	30,393.00	33,156.00	33,156.00	33,323.88
Transfer from Muni	297,378.00	363,462.00	363,462.00	396,505.00	396,505.00	498,037.73
Transfer to Muni	(550,000.00)	0.00	0.00	(42,630.00)	(42,630.00)	(42,630.12)
	1,212,988.94	1,822,622.68	1,822,622.68	1,815,798.68	1,815,798.68	1,428,767.68
101 Asset Depreciation Reserve						
Accumulated Reserves at Start of Year	0.00	0.00	0.00	0.00	0.00	2,573,603.88
Transfer to Muni	0.00	0.00	0.00	0.00	0.00	(2,573,603.88)
	0.00	0.00	0.00	0.00	0.00	0.00
102 Climate Adaptation Reserve						
Accumulated Reserves at Start of Year	1,900,992.93	1,900,992.93	1,900,992.93	1,900,992.93	1,900,992.93	1,768,390.03
Interest transfer to Reserves	45,616.70	40,436.00	40,436.00	44,112.00	44,112.00	54,921.29
Transfer from Muni	340,290.00	415,910.00	415,910.00	650,703.14	650,703.14	453,720.00
Transfer to Muni	0.00	0.00	0.00	(195,000.00)	(195,000.00)	(376,038.39)
	2,286,899.63	2,357,338.93	2,357,338.93	2,400,808.07	2,400,808.07	1,900,992.93
107 Corporate IT System Programme						
Accumulated Reserves at Start of Year	125,981.19	125,981.19	125,981.19	125,981.19	125,981.19	132,062.14
Interest transfer to Reserves	2,714.07	2,684.00	2,684.00	2,928.00	2,928.00	3,543.05
Transfer to Muni	0.00	0.00	0.00	(53,276.00)	(53,276.00)	(9,624.00)
	128,695.26	128,665.19	128,665.19	75,633.19	75,633.19	125,981.19
110 Jetty Maintenance Reserve						
Accumulated Reserves at Start of Year	3,158,774.78	3,158,774.78	3,158,774.78	3,158,774.78	3,158,774.78	2,306,653.49
Interest transfer to Reserves	77,151.40	67,188.00	67,188.00	73,297.00	73,297.00	66,858.67
Transfer from Muni	377,690.13	372,363.00	372,363.00	1,195,004.00	1,195,004.00	1,177,344.00
Transfer to Muni	0.00	0.00	0.00	(989,438.00)	(989,438.00)	(392,081.38)
	3,613,616.31	3,598,325.78	3,598,325.78	3,437,637.78	3,437,637.78	3,158,774.78
111 Legal Expenses Reserve						
Accumulated Reserves at Start of Year	544,831.88	544,831.88	544,831.88	544,831.88	544,831.88	530,592.71
Interest transfer to Reserves	11,980.20	11,594.00	11,594.00	12,648.00	12,648.00	14,239.17
	556,812.08	556,425.88	556,425.88	557,479.88	557,479.88	544,831.88
112 Long Service Leave Reserve						
Accumulated Reserves at Start of Year	0.00	0.00	0.00	0.00	0.00	2,604,471.00
Transfer to Muni	0.00	0.00	0.00	0.00	0.00	(2,604,471.00)
	0.00	0.00	0.00	0.00	0.00	0.00
114 City Car Parking and Access Reserve						
Accumulated Reserves at Start of Year	623,501.69	623,501.69	623,501.69	623,501.69	623,501.69	427,856.90
Interest transfer to Reserves	17,403.11	13,266.00	13,266.00	14,472.00	14,472.00	18,342.12
Transfer from Muni	330,039.00	403,381.00	403,381.00	440,050.00	440,050.00	408,020.00
Transfer to Muni	(44,597.00)	0.00	0.00	(887,057.00)	(887,057.00)	(230,717.33)
	926,346.80	1,040,148.69	1,040,148.69	190,966.69	190,966.69	623,501.69
115 Plant Replacement Reserve						
Accumulated Reserves at Start of Year	2,325,777.71	2,325,777.71	2,325,777.71	2,325,777.71	2,325,777.71	2,810,578.75
Interest transfer to Reserves	51,625.05	49,467.00	49,467.00	53,965.00	53,965.00	84,998.01
Transfer from Muni	552,960.00	710,840.00	710,840.00	772,280.00	772,280.00	550,000.00
Transfer to Muni	(153,217.17)	0.00	0.00	(1,658,950.00)	(1,658,950.00)	(1,119,799.05)
	2,777,145.59	3,086,084.71	3,086,084.71	1,493,072.71	1,493,072.71	2,325,777.71
116 Professional Development Reserve						
Accumulated Reserves at Start of Year	0.00	0.00	0.00	0.00	0.00	77,905.02
Transfer to Muni	0.00	0.00	0.00	0.00	0.00	(77,905.02)
	0.00	0.00	0.00	0.00	0.00	0.00
117 Road Asset Renewal Reserve						
Accumulated Reserves at Start of Year	0.00	0.00	0.00	0.00	0.00	328,823.05
Transfer to Muni	0.00	0.00	0.00	0.00	0.00	(328,823.05)
	0.00	0.00	0.00	0.00	0.00	0.00

City of BusseltonReserves Movement Report

For The Period Ending 31 May 2018

	2017/2018 Actual	2017/2018 Amended Budget YTD	2017/2018 Original Budget YTD	2017/2018 Amended Budget	2017/2018 Original Budget	2016/2017 Actual
	\$	\$	\$	\$	\$	\$
119 Sick Pay Incentive Reserve						
Accumulated Reserves at Start of Year	0.00	0.00	0.00	0.00	0.00	144,552.59
Transfer to Muni	0.00	0.00	0.00	0.00	0.00	(144,552.59)
	0.00	0.00	0.00	0.00	0.00	0.00
120 Strategic Projects Reserve						
Accumulated Reserves at Start of Year	230,336.88	230,336.88	230,336.88	230,336.88	230,336.88	216,612.01
Interest transfer to Reserves	5,293.55	4,895.00	4,895.00	5,340.00	5,340.00	6,271.87
Transfer from Muni	18,747.00	22,913.00	22,913.00	25,000.00	25,000.00	25,000.00
Transfer to Muni	0.00	0.00	0.00	(100,000.00)	(25,000.00)	(17,547.00)
	254,377.43	258,144.88	258,144.88	160,676.88	235,676.88	230,336.88
121 Waste Management Facility and Plant Reserve						
Accumulated Reserves at Start of Year	7,578,591.65	7,578,591.65	7,578,591.65	7,578,591.65	7,578,591.65	7,613,254.10
Interest transfer to Reserves	184,656.12	161,205.00	161,205.00	175,861.00	175,861.00	215,633.80
Transfer from Muni	1,429,812.00	1,747,548.00	1,747,548.00	1,906,419.00	1,906,419.00	2,487,565.49
Transfer to Muni	(573,774.08)	0.00	0.00	(4,252,300.00)	(4,002,300.00)	(2,737,861.74)
	8,619,285.69	9,487,344.65	9,487,344.65	5,408,571.65	5,658,571.65	7,578,591.65
122 Port Geographe Development Reserve						
Accumulated Reserves at Start of Year	1,534,670.81	1,534,670.81	1,534,670.81	1,534,670.81	1,534,670.81	1,654,121.43
Interest transfer to Reserves	32,790.18	32,648.00	32,648.00	35,616.00	35,616.00	44,374.96
Transfer to Muni	0.00	0.00	0.00	(989,718.00)	(989,718.00)	(163,825.58)
	1,567,460.99	1,567,318.81	1,567,318.81	580,568.81	580,568.81	1,534,670.81
123 Port Geographe Waterways Management Reserve (SAR)						
Accumulated Reserves at Start of Year	3,422,821.20	3,422,821.20	3,422,821.20	3,422,821.20	3,422,821.20	3,454,443.12
Interest transfer to Reserves	75,905.16	72,809.00	72,809.00	79,428.00	79,428.00	95,828.22
Transfer from Muni	135,090.00	165,110.00	165,110.00	180,120.00	180,120.00	172,549.86
Transfer to Muni	(300,000.00)	0.00	0.00	(310,000.00)	(310,000.00)	(300,000.00)
	3,333,816.36	3,660,740.20	3,660,740.20	3,372,369.20	3,372,369.20	3,422,821.20
124 Workers Compensation Contingency Reserve						
Accumulated Reserves at Start of Year	322,008.37	322,008.37	322,008.37	322,008.37	322,008.37	273,142.25
Interest transfer to Reserves	7,747.82	6,853.00	6,853.00	7,476.00	7,476.00	8,066.12
Transfer from Muni	38,061.00	46,519.00	46,519.00	50,750.00	50,750.00	40,800.00
Transfer to Muni	0.00	0.00	0.00	(25,000.00)	(25,000.00)	0.00
	367,817.19	375,380.37	375,380.37	355,234.37	355,234.37	322,008.37
126 Provenge Landscape Maintenance Reserve (SAR)						
Accumulated Reserves at Start of Year	1,001,808.42	1,001,808.42	1,001,808.42	1,001,808.42	1,001,808.42	835,855.66
Interest transfer to Reserves	24,065.45	21,307.00	21,307.00	23,244.00	23,244.00	25,127.34
Transfer from Muni	117,090.00	143,110.00	143,110.00	156,115.00	156,115.00	149,378.15
Transfer to Muni	0.00	0.00	0.00	(162,369.00)	(162,369.00)	(8,552.73)
	1,142,963.87	1,166,225.42	1,166,225.42	1,018,798.42	1,018,798.42	1,001,808.42
127 New Infrastructure Development Reserve						
Accumulated Reserves at Start of Year	2,033,639.44	2,033,639.44	2,033,639.44	2,033,639.44	2,033,639.44	2,007,644.66
Interest transfer to Reserves	46,967.06	43,263.00	43,263.00	47,196.00	47,196.00	58,245.99
Transfer from Muni	489,825.00	598,675.00	598,675.00	653,105.00	653,105.00	548,628.60
Transfer to Muni	(510,000.00)	0.00	0.00	(1,195,674.00)	(1,195,674.00)	(580,879.81)
	2,060,431.50	2,675,577.44	2,675,577.44	1,538,266.44	1,538,266.44	2,033,639.44
128 Vasse Newtown Landscape Maintenance Reserve (SAR)						
Accumulated Reserves at Start of Year	485,466.16	485,466.16	485,466.16	485,466.16	485,466.16	470,759.51
Interest transfer to Reserves	11,951.57	10,329.00	10,329.00	11,268.00	11,268.00	15,192.21
Transfer from Muni	125,658.00	153,582.00	153,582.00	167,547.00	167,547.00	161,862.78
Transfer to Muni	0.00	0.00	0.00	(207,566.00)	(207,566.00)	(162,348.34)
	623,075.73	649,377.16	649,377.16	456,715.16	456,715.16	485,466.16
129 Untied Grants Reserve						
Accumulated Reserves at Start of Year	1,146,659.00	1,146,659.00	1,146,659.00	1,146,659.00	1,146,659.00	0.00
Transfer from Muni	0.00	0.00	0.00	0.00	0.00	1,146,659.00
Transfer to Muni	(1,146,659.00)	(1,146,659.00)	(1,146,659.00)	(1,146,659.00)	(1,146,659.00)	0.00
	0.00	0.00	0.00	0.00	0.00	1,146,659.00

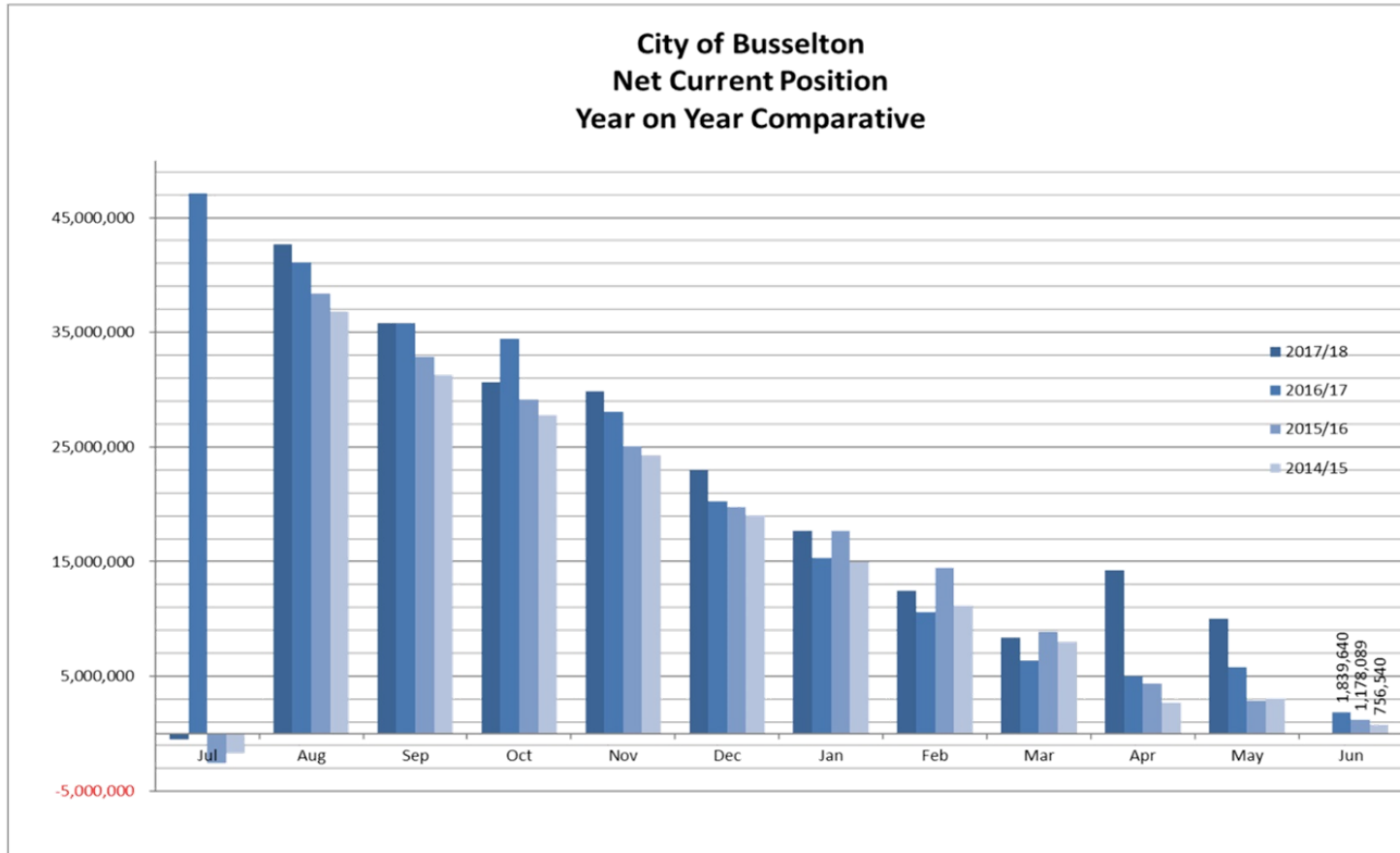
City of BusseltonReserves Movement ReportFor The Period Ending 31 May 2018

	2017/2018 Actual	2017/2018 Amended Budget YTD	2017/2018 Original Budget YTD	2017/2018 Amended Budget	2017/2018 Original Budget	2016/2017 Actual
	\$	\$	\$	\$	\$	\$
130 Locke Estate Reserve						
Accumulated Reserves at Start of Year	129,971.14	129,971.14	129,971.14	129,971.14	129,971.14	64,000.00
Interest transfer to Reserves	3,231.14	2,761.00	2,761.00	3,012.00	3,012.00	1,971.14
Transfer from Muni	0.00	0.00	0.00	64,000.00	64,000.00	64,000.00
Transfer to Muni	0.00	0.00	0.00	(196,983.14)	(196,983.14)	0.00
	133,202.28	132,732.14	132,732.14	0.00	0.00	129,971.14
131 Busselton Community Resource Centre						
Accumulated Reserves at Start of Year	123,721.93	123,721.93	123,721.93	123,721.93	123,721.93	92,178.36
Interest transfer to Reserves	3,042.02	2,629.00	2,629.00	2,868.00	2,868.00	2,973.75
Transfer from Muni	20,685.00	20,685.00	20,685.00	27,580.00	27,580.00	28,569.82
	147,448.95	147,035.93	147,035.93	154,169.93	154,169.93	123,721.93
132 CBD Enhancement Reserve						
Accumulated Reserves at Start of Year	84,897.67	84,897.67	84,897.67	84,897.67	84,897.67	50,404.28
Interest transfer to Reserves	2,250.18	1,804.00	1,804.00	1,968.00	1,968.00	1,993.39
Transfer from Muni	26,250.00	26,250.00	26,250.00	35,000.00	35,000.00	32,500.00
Transfer to Muni	0.00	0.00	0.00	(120,000.00)	(120,000.00)	0.00
	113,397.85	112,951.67	112,951.67	1,865.67	1,865.67	84,897.67
133 Election, Valuation and Corporate Expenses Reserve						
Accumulated Reserves at Start of Year	331,552.54	331,552.54	331,552.54	331,552.54	331,552.54	174,169.07
Interest transfer to Reserves	8,773.57	7,051.00	7,051.00	7,692.00	7,692.00	7,896.56
Transfer from Muni	133,425.00	163,075.00	163,075.00	177,904.00	177,904.00	174,420.00
Transfer to Muni	(92,511.14)	0.00	0.00	(395,300.00)	(395,300.00)	(24,933.09)
	381,239.97	501,678.54	501,678.54	121,848.54	121,848.54	331,552.54
134 Civic and Administration Centre Construction Reserve						
Accumulated Reserves at Start of Year	444,863.46	444,863.46	444,863.46	444,863.46	444,863.46	12,782,915.12
Interest transfer to Reserves	0.00	0.00	0.00	0.00	0.00	161,948.34
Transfer to Muni	(444,863.46)	0.00	0.00	(444,863.46)	(444,863.46)	(12,500,000.00)
	0.00	444,863.46	444,863.46	0.00	0.00	444,863.46
136 Airport Marketing Reserve						
Accumulated Reserves at Start of Year	912,986.35	912,986.35	912,986.35	912,986.35	912,986.35	196,000.00
Interest transfer to Reserves	36,010.29	19,415.00	19,415.00	21,181.00	21,181.00	6,036.59
Transfer from Muni	728,305.32	275,000.00	275,000.00	300,000.00	300,000.00	710,949.76
	1,677,301.96	1,207,401.35	1,207,401.35	1,234,167.35	1,234,167.35	912,986.35
137 Busselton Traffic Study Implementation Reserve						
Interest transfer to Reserves	6,402.22	24,409.00	24,409.00	26,626.00	26,626.00	0.00
Transfer from Muni	376,461.00	2,960,119.00	2,960,119.00	3,001,952.00	3,001,952.00	0.00
Transfer to Muni	0.00	0.00	0.00	(2,660,917.00)	(2,660,917.00)	0.00
	382,863.22	2,984,528.00	2,984,528.00	367,661.00	367,661.00	0.00
138 CPA Bushfire Facilities Reserve						
Interest transfer to Reserves	1,080.45	0.00	0.00	0.00	0.00	0.00
Transfer from Muni	54,671.80	54,671.80	54,671.80	54,671.80	54,671.80	0.00
	55,752.25	54,671.80	54,671.80	54,671.80	54,671.80	0.00
139 CPA Community Facilities Dunsborough Lakes South Reserve						
Interest transfer to Reserves	1,370.29	0.00	0.00	0.00	0.00	0.00
Transfer from Muni	69,339.20	69,339.20	69,339.20	69,339.20	69,339.20	0.00
	70,709.49	69,339.20	69,339.20	69,339.20	69,339.20	0.00
140 CPA Community Facilities South Biddle Precinct Reserve						
Interest transfer to Reserves	24,527.72	0.00	0.00	0.00	0.00	0.00
Transfer from Muni	1,003,824.14	1,019,110.29	1,019,110.29	1,020,273.29	1,020,273.29	0.00
Transfer to Muni	0.00	0.00	0.00	(175,000.00)	(175,000.00)	0.00
	1,028,351.86	1,019,110.29	1,019,110.29	845,273.29	845,273.29	0.00
141 CPA Infrastructure Road Upgrades Reserve						
Interest transfer to Reserves	4,362.95	0.00	0.00	0.00	0.00	0.00
Transfer from Muni	220,770.23	220,770.23	220,770.23	220,770.23	220,770.23	0.00
	225,133.18	220,770.23	220,770.23	220,770.23	220,770.23	0.00

City of BusseltonReserves Movement Report

For The Period Ending 31 May 2018

	2017/2018 Actual	2017/2018 Amended Budget YTD	2017/2018 Original Budget YTD	2017/2018 Amended Budget	2017/2018 Original Budget	2016/2017 Actual
	\$	\$	\$	\$	\$	\$
Various Building Asset Renewal Reserve						
Accumulated Reserves at Start of Year	1,335,118.59	1,335,118.59	1,335,118.59	1,335,118.59	1,335,118.59	1,493,038.06
Interest transfer to Reserves	29,815.15	28,402.00	28,402.00	30,984.00	30,984.00	37,832.12
Transfer from Muni	32,193.00	39,347.00	39,347.00	42,943.00	42,943.00	172,270.41
Transfer to Muni	0.00	0.00	0.00	(40,000.00)	(40,000.00)	(368,022.00)
	1,397,126.74	1,402,867.59	1,402,867.59	1,369,045.59	1,369,045.59	1,335,118.59
Various Community Development Contribution Reserve						
Accumulated Reserves at Start of Year	6,650,294.50	6,650,294.50	6,650,294.50	6,650,294.50	6,650,294.50	0.00
Interest transfer to Reserves	144,730.52	141,449.00	141,449.00	154,310.00	154,310.00	197,085.92
Transfer from Muni	818,370.70	1,007,226.00	1,007,226.00	1,098,790.00	1,098,790.00	8,366,380.90
Transfer to Muni	(595,426.55)	0.00	0.00	(844,145.00)	(844,145.00)	(1,913,172.32)
	7,017,969.17	7,798,969.50	7,798,969.50	7,059,249.50	7,059,249.50	6,650,294.50
Various Busselton Area Drainage and Waterways Improvement Reserve						
Accumulated Reserves at Start of Year	609,789.27	609,789.27	609,789.27	609,789.27	609,789.27	0.00
Interest transfer to Reserves	13,408.55	12,969.00	12,969.00	14,148.00	14,148.00	15,225.22
Transfer from Muni	0.00	0.00	0.00	0.00	0.00	594,564.05
Transfer to Muni	0.00	0.00	0.00	(120,000.00)	(120,000.00)	0.00
	623,197.82	622,758.27	622,758.27	503,937.27	503,937.27	609,789.27
Various Employee Entitlement Reserve						
Accumulated Reserves at Start of Year	3,005,076.86	3,005,076.86	3,005,076.86	3,005,076.86	3,005,076.86	0.00
Interest transfer to Reserves	68,334.26	63,921.00	63,921.00	69,732.00	69,732.00	80,277.69
Transfer from Muni	154,863.00	189,277.00	189,277.00	206,480.00	206,480.00	3,474,974.54
Transfer to Muni	0.00	0.00	0.00	(404,840.00)	(404,840.00)	(550,175.37)
	3,228,274.12	3,258,274.86	3,258,274.86	2,876,448.86	2,876,448.86	3,005,076.86
Various Infrastructure Asset Renewal Reserve						
Accumulated Reserves at Start of Year	1,076,330.48	1,076,330.48	1,076,330.48	1,076,330.48	1,076,330.48	0.00
Interest transfer to Reserves	43,211.44	22,891.00	22,891.00	24,972.00	24,972.00	55,440.66
Transfer from Muni	1,650,204.00	2,016,916.00	2,016,916.00	2,200,270.00	2,200,270.00	4,445,284.93
Transfer to Muni	(624,258.85)	0.00	0.00	(2,142,278.00)	(2,142,278.00)	(3,424,395.11)
	2,145,487.07	3,116,137.48	3,116,137.48	1,159,294.48	1,159,294.48	1,076,330.48
Various Joint Venture Aged Housing Reserve						
Accumulated Reserves at Start of Year	874,987.03	874,987.03	874,987.03	874,987.03	874,987.03	0.00
Interest transfer to Reserves	21,528.18	18,612.00	18,612.00	20,304.00	20,304.00	18,602.71
Transfer from Muni	90,000.00	110,000.00	110,000.00	120,000.00	120,000.00	856,384.32
Transfer to Muni	0.00	0.00	0.00	(25,000.00)	0.00	0.00
	986,515.21	1,003,599.03	1,003,599.03	990,291.03	1,015,291.03	874,987.03
Various Public Art Reserve						
Accumulated Reserves at Start of Year	94,836.29	94,836.29	94,836.29	94,836.29	94,836.29	0.00
Interest transfer to Reserves	4,890.48	2,013.00	2,013.00	2,196.00	2,196.00	1,776.29
Transfer from Muni	143,481.50	47,663.00	47,663.00	52,000.00	52,000.00	93,060.00
Transfer to Muni	0.00	0.00	0.00	(137,000.00)	(52,000.00)	0.00
	243,208.27	144,512.29	144,512.29	12,032.29	97,032.29	94,836.29
Total Cash Back Reserves	49,328,912.78	56,671,922.42	56,671,922.42	39,902,663.96	40,337,663.96	43,539,055.90
Summary Reserves						
Accumulated Reserves at Start of Year	43,539,055.90	43,539,055.90	43,539,055.90	43,539,055.90	43,539,055.90	46,024,063.38
Interest transfer to Reserves	1,049,680.11	916,663.00	916,663.00	1,000,000.00	1,000,000.00	1,334,027.08
Transfer from Muni	9,775,484.02	13,362,862.52	13,362,862.52	15,285,571.66	15,285,571.66	26,832,924.34
Transfer to Muni	(5,035,307.25)	(1,146,659.00)	(1,146,659.00)	(19,921,963.60)	(19,486,963.60)	(30,651,958.90)
Closing Balance	49,328,912.78	56,671,922.42	56,671,922.42	39,902,663.96	40,337,663.96	43,539,055.90





CITY OF BUSSELTON - INVESTMENT PERFORMANCE REPORT For the month of May 2018



11am Bank Account As at 31 May 2018

INSTITUTION	RATE	AMOUNT
ANZ 11am At Call Deposit	1.45%	\$ 12,500,000

Term Deposits - Miscellaneous Funds As at 31 May 2018

INSTITUTION	RATING	DAYS	MATURITY	RATE	AMOUNT
Bendigo	BBB	272	05-Jun-18	2.50%	\$3,000,000
Westpac	AA	61	05-Jun-18	2.10%	\$1,000,000
Bendigo	BBB	271	12-Jun-18	2.50%	\$1,000,000
NAB	AA	120	14-Jun-18	2.44%	\$3,000,000
Westpac	AA	92	22-Jun-18	2.74%	\$1,500,000
NAB	AA	92	29-Jun-18	2.52%	\$3,000,000
Westpac	AA	122	06-Jul-18	2.59%	\$5,000,000
NAB	AA	120	10-Jul-18	2.52%	\$2,000,000
Westpac	AA	122	12-Jul-18	2.65%	\$4,000,000
ANZ	AA	91	15-Jul-18	2.30%	\$3,500,000
NAB	AA	91	23-Jul-18	2.57%	\$2,500,000
ANZ	AA	122	03-Aug-18	2.30%	\$3,000,000
Westpac	AA	122	06-Aug-18	2.76%	\$3,000,000
NAB	AA	120	10-Aug-18	2.55%	\$4,000,000
NAB	AA	92	14-Aug-18	2.55%	\$2,000,000
Westpac	AA	92	17-Aug-18	2.67%	\$1,500,000
ANZ	AA	92	25-Aug-18	2.30%	\$3,000,000
Bankwest	AA	120	11-Sep-18	2.60%	\$4,000,000
NAB	AA	120	14-Sep-18	2.56%	\$2,000,000

Total of Term Deposits \$ 52,000,000

Foreshore Development Funds As at 31 May 2018

WA Treasury Corp. - Overnight Cash Deposit Facility	1.45%	\$ 38,118
Please note an additional \$406,492.01 is being held within the pool of term deposit funds		
		\$ 38,118

Airport Redevelopment Funds As at 31 May 2018

WA Treasury Corp. - Overnight Cash Deposit Facility					1.45%	\$	635,777	
WA Treasury Corp. - State Bonds 306 Days 29-Jan-19					2.07%	\$	4,210,861	
Total of Airport Redevelopment Funds - WATC							\$	4,846,638
Westpac	AA	61	05-Jun-18	2.10%			\$1,500,000	

Total of Airport Redevelopment Funds - Bank Term Deposits \$ 1,500,000

ANZ Cash Account	AA	NA	NA	1.50%	\$ 7,304,398
------------------	----	----	----	-------	--------------

Total of Airport Redevelopment Funds - Other \$ 7,304,398

Total of Airport Redevelopment Funds \$ 13,651,036

Interest Received 2015/16	\$ 609,666
Interest Received 2016/17	\$ 1,158,623
Interest Received 2017/18	\$ 603,509
Interest Accrued but not yet Received	\$ 27,748
Total Interest Airport Funds (Non-Reserve) at month's end	\$ 2,399,547
Interest Transferred out and held in City Reserve Account 136	\$ 1,058,255
Interest Earned (incl. Accrued) on Funds Held in City Reserve A/c 136	\$ 23,401

(Note: Funds held with the WATC are in accordance with the Airport Redevelopment Funding Contract and the Foreshore Development Contract and are not held within the requirements of the City's Investment Policy 218)

SUMMARY OF ALL INVESTMENTS HELD As at 1 year ago As at 30 June 2017 As at 31 May 2018

11am Bank Account	\$ 9,000,000	\$ 4,000,000	\$ 12,500,000
Term Deposits - Misc. Funds	\$ 50,000,000	\$ 50,000,000	\$ 52,000,000
Foreshore Development Funds - WATC	\$ 1,525,057	\$ 1,526,935	\$ 38,118
Airport Redevelopment - WATC Deposits	\$ 6,146,431	\$ 6,146,434	\$ 4,846,638
Airport Redevelopment - Bank Term Deposit	\$ 23,000,000	\$ 17,000,000	\$ 1,500,000
Airport Redevelopment - ANZ Cash A/c	\$ 5,032,229	\$ 7,101,339	\$ 7,304,398
Total of all Investments Held	\$ 94,703,717	\$ 85,774,708	\$ 78,189,154

TOTAL INTEREST RECEIVED AND ACCRUED \$ 1,505,879 \$ 1,625,936 \$ 1,218,626

INTEREST BUDGET \$ 1,349,850 \$ 1,454,850 \$ 1,254,913

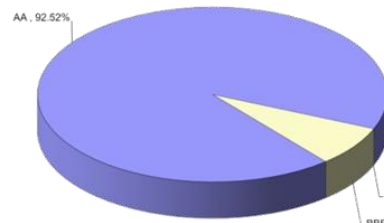
(Note: Interest figures relate to City general funds only and does not include interest allocated to specific areas such as the Airport Redevelopment)

Statement of Compliance with Council's Investment Policy 218

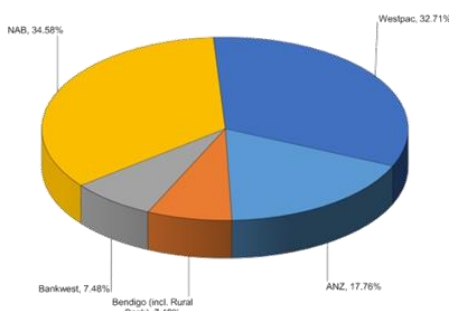
1. All funds are to be invested within legislative limits.	Fully Compliant
2. All individual funds held within the portfolio are not to exceed a set percentage of the total portfolio value.	Fully Compliant
3. The amount invested based upon the Fund's Rating is not to exceed the set percentages of the total portfolio.	Fully Compliant
4. The amount invested based upon the Investment Horizon is not to exceed the set percentages of the total portfolio.	Fully Compliant

Investment Graphs

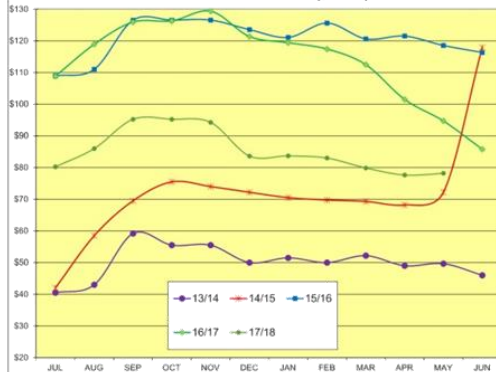
Summary of Term Deposits by S & P Rating (Excludes WATC and 11am Cash Account Funds)



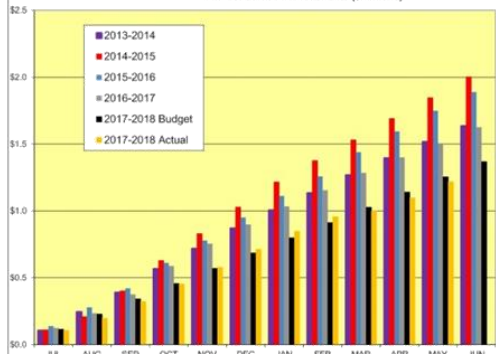
Summary of Term Deposits by Institution (Excludes WATC and 11am Cash Account Funds)





Balance of Investments (\$millions)



Interest Earned on Investments (\$millions)



6.3 LIST OF PAYMENTS MADE MAY 2018

SUBJECT INDEX:	Financial Operations
STRATEGIC OBJECTIVE:	Governance systems, process and practices are responsible, ethical and transparent.
BUSINESS UNIT:	Finance and Corporate Services
ACTIVITY UNIT:	Financial Services
REPORTING OFFICER:	Manager Financial Services - Kim Dolzadelli
AUTHORISING OFFICER:	Director Finance and Corporate Services - Tony Nottle
VOTING REQUIREMENT:	Simple Majority
ATTACHMENTS:	Attachment A List of Payments - Period Ended 31 May 2018  

PRÉCIS

This report provides details of payments made from the City's bank accounts for the month of May 2018, for noting by the Council and recording in the Council Minutes.

BACKGROUND

The Local Government (Financial Management) Regulations 1996 (Regulations) require that when the Council has delegated authority to the Chief Executive Officer to make payments from the City's bank accounts, that a list of payments made is prepared each month for presentation to, and noting by, Council.

STATUTORY ENVIRONMENT

Section 6.10 of the Local Government Act and more specifically, Regulation 13 of the Regulations refer to the requirement for a listing of payments made each month to be presented to the Council.

RELEVANT PLANS AND POLICIES

Not Applicable.

FINANCIAL IMPLICATIONS

Not Applicable.

Long-term Financial Plan Implications

Not Applicable.

STRATEGIC COMMUNITY OBJECTIVES

This matter principally aligns with Key Goal Area 6 – 'Leadership' and more specifically Community Objective 6.1 - 'Governance systems, process and practices are responsible, ethical and transparent'.

RISK ASSESSMENT

Not Applicable.

CONSULTATION

Not Applicable.

OFFICER COMMENT

In accordance with regular custom, the list of payments made for the month of May 2018 is presented for information.

CONCLUSION

The list of payments made for the month of May 2018 is presented for information.

OPTIONS

Not Applicable.

TIMELINE FOR IMPLEMENTATION OF OFFICER RECOMMENDATION

Not Applicable.

OFFICER RECOMMENDATION

That the Council notes payment of voucher numbers M115635 – M115787, EF058531 – EF059087 T007392 – T007396, and DD003453 – DD003482; together totalling \$11,405,713.58.



LISTING OF PAYMENTS MADE
UNDER DELEGATED AUTHORITY
FOR THE MONTH OF MAY 2018

Summary		
MUNICIPAL ACCOUNT	CHEQUE # 115635 - 115787	746,233.55
ELECTRONIC TRANSFER PAYMENTS	EF058531 - EF059087	\$9,124,678.81
TRUST ACCOUNT	007393 - 007396	\$33,059.60
INTERNAL PAYMENT VOUCHERS	DD003453 - DD003482	\$1,501,741.62
Total Payments		\$11,405,713.58

MUNICIPAL ACCOUNT - MAY 2018				
Date	Payment Ref.	Name	Description	Amount
3/05/2018	115635	CITY OF BUSSELTON - PETTY CASH	PETTY CASH REIMBURSEMENT - COB	\$470.55
4/05/2018	115636	TELSTRA CORPORATION	COMMUNICATION SERVICES	\$199.95
4/05/2018	115637	WATER CORPORATION	WATER SERVICES	\$8,508.29
4/05/2018	115638	SYNERGY	ELECTRICITY SUPPLIES	\$6,980.95
4/05/2018	115639	L SNOOK	REFUND DOG REGISTRATION - NOW STERILISED	\$30.00
4/05/2018	115640	M FOY	REFUND DOG REGISTRATION - NOW STERILISED	\$150.00
4/05/2018	115641	CANCELLED	PROCESSING ERROR	\$0.00
4/05/2018	115642	J KEMP	REFUND DOG REGISTRATION - RESCUE DOG UNABLE TO HOME	\$50.00
4/05/2018	115643	S PALLIER	REFUND DOG REGISTRATION - NOW STERILISED	\$30.00
4/05/2018	115644	DNS FOOTBALL CLUB	DONATION - ASSIST WITH NEW SCOREBOARD	\$1,000.00
4/05/2018	115645	D & V MCCLEMENTS	JETTY TOURIST PARK BOND	\$34.00
4/05/2018	115646	M JOHNSTON-WALKER	DONATION - ASSIST IN SWIMMING CHAMPIONSHIPS	\$200.00
4/05/2018	115647	A HOCKRIDGE	JETTY TOURIST PARK BOND	\$62.00
4/05/2018	115648	S HAWKE	JETTY TOURIST PARK BOND	\$305.00
4/05/2018	115649	V RICHARDSON-BUNBURY	REFUND DA APPLICATION	\$416.00
4/05/2018	115650	I R HILL	REFUND OF RATE OVERPAYMENT	\$7,246.42
4/05/2018	115651	A STRINGER	REFUND OF RATE OVERPAYMENT	\$791.02
4/05/2018	115652	HOUSING INDUSTRY ASS	REFUND OF HALL & KEY DEPOSITS - CRC	\$200.00
4/05/2018	115653	BSN OLD TIME DANCE INC	REFUND OF HALL & KEY DEPOSITS - BYC	\$185.00
4/05/2018	115654	DNS ART SOCIETY	REFUND OF HALL & KEY DEPOSITS - YALLINGUP HALL	\$185.00

Date	Payment Ref.	Name	Description	Amount
4/05/2018	115655	GREATER BUNVURY ENGAGEMENT CENTRE	REFUND OF HALL & KEY DEPOSITS - BYC	\$200.00
4/05/2018	115656	P ANDERSON	REFUND OF RATE OVERPAYMENT	\$790.42
4/05/2018	115657	CITY OF BUSSELTON	VARIOUS REIMBURSEMENTS	\$1,858.00
4/05/2018	115658	CANCELLED	PROCESSING ERROR	\$159.50
4/05/2018	115659	R TYMMS	REFUND PLAN ASS FEE	\$80.00
4/05/2018	115660	DUNSBOROUGH PUBLIC LIBRARY - PETTY CASH	PETTY CASH REIMBURSEMENT	\$89.05
4/05/2018	115661	BUSSELTON PUBLIC LIBRARY - PETTY CASH	PETTY CASH REIMBURSEMENT	\$218.15
4/05/2018	115662	I CHATT & L SUNDERLAND	CROSSOVER SUBSIDY PAYMENT	\$120.40
4/05/2018	115663	A M CLARKE	CROSSOVER SUBSIDY PAYMENT	\$148.10
4/05/2018	115664	T SHEPHERD & M DEMOPOULOS	CROSSOVER SUBSIDY PAYMENT	\$167.90
4/05/2018	115665	B HANSFORD	CROSSOVER SUBSIDY PAYMENT	\$178.00
4/05/2018	115666	P COLREAVY & R CURRELL	CROSSOVER SUBSIDY PAYMENT	\$148.10
4/05/2018	115667	L J PILSWORTH	CROSSOVER SUBSIDY PAYMENT	\$148.10
4/05/2018	115668	M CHANDLER & K COTTRELL	CROSSOVER SUBSIDY PAYMENT	\$288.60
4/05/2018	115669	J & D BARNSLEY	CROSSOVER SUBSIDY PAYMENT	\$249.00
4/05/2018	115670	R OSBORNE	CROSSOVER SUBSIDY PAYMENT	\$190.00
4/05/2018	115671	M & M CARTER	CROSSOVER SUBSIDY PAYMENT	\$249.20
4/05/2018	115672	C J AKHURST	CROSSOVER SUBSIDY PAYMENT	\$276.30
4/05/2018	115673	L & J KELLY	CROSSOVER SUBSIDY PAYMENT	\$201.80
4/05/2018	115674	S & V UREN	CROSSOVER SUBSIDY PAYMENT	\$303.50
4/05/2018	115675	M & K DE MEO	CROSSOVER SUBSIDY PAYMENT	\$215.30
4/05/2018	115676	L COCCO	CROSSOVER SUBSIDY PAYMENT	\$337.40
4/05/2018	115677	K & C SLOAN	CROSSOVER SUBSIDY PAYMENT	\$337.40
4/05/2018	115678	R & J RICHARDS	CROSSOVER SUBSIDY PAYMENT	\$337.40
7/05/2018	115679	NAB BUSINESS BUSSELTON	BANK FEES	\$190.00
7/05/2018	115680	CHOWS TABLE PTY LTD	REFUND DUPLICATED HEALTH FEES	\$159.50
7/05/2018	115681	Y JOHNSTON	REFUND OF RATE OVERPAYMENT	\$789.82
8/05/2018	115682	J AUSTIN	REFUND OF HALL & KEY DEPOSITS - ARTGEO	\$185.00
10/05/2018	115683	CITY OF BUSSELTON	VARIOUS REIMBURSEMENTS	\$4,098.55
10/05/2018	115684	CALLOWS CORNER NEWS	NEWSAGENCY / STATIONERY SUPPLIES	\$290.00
11/05/2018	115685	BUSSELTON WATER CORPORATION	WATER SERVICES	\$1,068.55
11/05/2018	115686	TELSTRA CORPORATION	COMMUNICATION SERVICES	\$8,374.10
11/05/2018	115687	WATER CORPORATION	WATER SERVICES	\$18,221.55
11/05/2018	115688	WATER CORPORATION	WATER SERVICES	\$0.00
11/05/2018	115689	CANCELLED	PROCESSING ERROR	\$0.00
11/05/2018	115690	SYNERGY	ELECTRICITY SUPPLIES	\$79,331.65
11/05/2018	115691	BOND ADMINISTRATOR	AGED HOUSING PET BOND	\$260.00
11/05/2018	115692	CANCELLED	PROCESSING ERROR	\$0.00
11/05/2018	115693	CITY OF WANNEROO	LOCAL GOV'T LONG SERVICE REIMBURSEMENT	\$10,448.07
18/05/2018	115694	KEVIN JOHN DAVIS	LAND ACQUISITION	\$8,800.00
18/05/2018	115695	LANDGATE CUSTOMER ACCOUNT	LAND INFORMATION AND TITLE SEARCHES	\$84.35

Date	Payment Ref.	Name	Description	Amount
18/05/2018	115696	THE AUSTRALIAN TAXATION OFFICE	TAXATION PAYMENTS	\$19,087.35
18/05/2018	115697	SYNERGY	ELECTRICITY SUPPLIES	\$13,908.20
18/05/2018	115698	SYNERGY	ELECTRICITY SUPPLIES	\$0.00
17/05/2018	115699	W SMITH	REFUND OF RATE OVERPAYMENT	\$638.50
17/05/2018	115700	C JENSEN	REFUND OF HALL & KEY DEPOSITS - YALLINGUP HALL	\$285.00
17/05/2018	115701	DEPT WATER & ENVIRO REGULATIONS	REFUND OF HALL & KEY DEPOSITS - CRC	\$200.00
17/05/2018	115702	BSN FAMILY HISTORY ASS INC	DONATION ASSIST PRINTING BOOKLETS FOR CONFERENCE	\$500.00
17/05/2018	115703	T & D LYKKE	JETTY TOURIST PARK BOND	\$229.00
18/05/2018	115704	THOMAS MAZEY	ART SALES	\$133.00
18/05/2018	115705	PUBLIC TRUSTEE	REFUND OF HALL & KEY DEPOSITS - CRC	\$200.00
18/05/2018	115706	FIVE STAR ABALONE PTY LTD	REFUND OF HALL & KEY DEPOSITS - BYC	\$185.00
18/05/2018	115707	MIX ARTISTS INC	REFUND OF HALL & KEY DEPOSITS - ARTGEO	\$185.00
18/05/2018	115708	C & G POTTER	CROSSOVER SUBSIDY PAYMENT	\$134.00
18/05/2018	115709	S RIGTER	CROSSOVER SUBSIDY PAYMENT	\$195.00
18/05/2018	115710	A & C JONES	CROSSOVER SUBSIDY PAYMENT	\$275.30
18/05/2018	115711	L YOUNGMAN	CROSSOVER SUBSIDY PAYMENT	\$276.70
18/05/2018	115712	J & S PAOLINO	CROSSOVER SUBSIDY PAYMENT	\$279.70
18/05/2018	115713	P OREO	CROSSOVER SUBSIDY PAYMENT	\$266.60
18/05/2018	115714	C & K WARDLE	CROSSOVER SUBSIDY PAYMENT	\$363.50
18/05/2018	115715	B CUGLEY	CROSSOVER SUBSIDY PAYMENT	\$502.60
18/05/2018	115716	E & K ROSE	CROSSOVER SUBSIDY PAYMENT	\$369.40
18/05/2018	115717	N & S BUZAN	CROSSOVER SUBSIDY PAYMENT	\$289.90
18/05/2018	115718	G & T FRENCH	CROSSOVER SUBSIDY PAYMENT	\$148.10
18/05/2018	115719	S JORDAN	REFUND OF RATE OVERPAYMENT	\$43.44
18/05/2018	115720	J POTTS	REFUND OF RATE OVERPAYMENT	\$100.00
18/05/2018	115721	J CARTER	REFUND OF RATE OVERPAYMENT	\$750.00
18/05/2018	115722	NICHOLAS DANZIGER	ART SALES & EXHIBITION	\$1,552.00
18/05/2018	115723	DEPARTMENT OF TRANSPORT	PLANT REGISTRATION	\$654.00
18/05/2018	115724	N BOSHAMMER	REFUND OF ANIMAL TRAP BOND	\$100.00
18/05/2018	115725	DEPARTMENT OF TRANSPORT	PLANT REGISTRATION	\$22.15
18/05/2018	115726	A GURNEY	REFUND OF HALL & KEY DEPOSITS - CHURCHILL PARK	\$185.00
24/05/2018	115727	CITY OF BUSSELTON	VARIOUS REIMBURSEMENTS	\$4,147.25
24/05/2018	115728	CALLOWS CORNER NEWS	NEWSAGENCY / STATIONERY SUPPLIES	\$296.00
24/05/2018	115729	CITY OF BUSSELTON	VARIOUS REIMBURSEMENTS	\$371.00
25/05/2018	115730	CLINIPATH PATHOLOGY PTY LTD	VACCINATIONS - WASTE STAFF	\$29.45
25/05/2018	115731	TELSTRA CORPORATION	COMMUNICATION SERVICES	\$9,226.88
25/05/2018	115732	SYNERGY	ELECTRICITY SUPPLIES	\$23,588.90
25/05/2018	115734	CANCELLED	PROCESSING ERROR	\$0.00
25/05/2018	115735	CITY OF BUSSELTON - PETTY CASH	PETTY CASH REIMBURSEMENT	\$553.20
25/05/2018	115736	DUNSBOROUGH PUBLIC LIBRARY - PETTY CASH	PETTY CASH REIMBURSEMENT	\$79.45
30/05/2018	115737	DW & SK MCDONALD	MAINTENANCE SERVICES	\$360.00

Date	Payment Ref.	Name	Description	Amount
30/05/2018	115738	WA STRATA MANAGEMENT	STRATA LEVY FEES & WATER CONSUMPTION	\$1,940.90
30/05/2018	115739	POLICYPAK SOFTWARE	COMPUTER SOFTWARE	\$11,419.45
30/05/2018	115740	GPANSWERS.COM	TRAINING SERVICES	\$14,584.57
30/05/2018	115741	DYNASTY CHINESE RESTUARANT	CATERING	\$443.00
30/05/2018	115742	BUSSELTON WATER CORPORATION	WATER SERVICES	\$392,868.85
30/05/2018	115743	ULVERSCROFT LARGE PRINT (AUSTRALIA)	LIBRARY RESOURCES	\$1,320.00
30/05/2018	115744	WATER CORPORATION	WATER SERVICES	\$45.83
30/05/2018	115745	CANCELLED	PROCESSING ERROR	\$0.00
30/05/2018	115746	AUSTRALIAN COMMUNICATIONS & MEDIA AUTHORITY	COMMUNICATION SERVICES	\$44.00
30/05/2018	115747	BOFFINS BOOKSHOP	LIBRARY RESOURCES	\$232.95
30/05/2018	115748	SYNERGY	ELECTRICITY SUPPLIES	\$6,933.70
30/05/2018	115749	FRED ROSE EXCAVATOR HIRE	EARTHMOVING - WASTE FACILITY & ROADWORKS	\$20,388.50
30/05/2018	115750	BSN DISCOUNT DRUG STORE	EPIPENS FOR CENTRE AND VACATION CARE	\$314.97
30/05/2018	115751	J ARNOLD	REFUND DOG REGISTRATION - NOW STERILISED	\$150.00
30/05/2018	115752	C CHRISTIE	REFUND DOG REGISTRATION - NOW STERILISED	\$150.00
22/05/2018	115753	CANCELLED	PROCESSING ERROR	\$0.00
22/05/2018	115754	L FILLERY	REFUND DOG REGISTRATION - NOW STERILISED	\$75.00
30/05/2018	115755	DEPT PLANNING LANDS & HERITAGE	REFUND OF HALL & KEY DEPOSITS - CRC	\$200.00
30/05/2018	115756	CM BASLEY-FISHER	REFUND OF RATE OVERPAYMENT	\$118.75
30/05/2018	115757	C & K BERTOLAMI	CROSSOVER SUBSIDY PAYMENT	\$814.40
30/05/2018	115758	DEPT OF WATER & ENVIRO REGULATIONS	REFUND OF HALL & KEY DEPOSITS - CRC	\$392.00
30/05/2018	115759	GEOGRAPHE BUSINESS REFERRAL GROUP	REFUND OF HALL & KEY DEPOSITS - CRC	\$353.60
30/05/2018	115760	GEOGRAPHE BAY TABLE TENNIS CLUB	DONATION - ASSIST SW OPEN TABLE TENNIS CHAMPIONSHIP	\$500.00
30/05/2018	115761	ROTARY CLUB OF BSN GEOGRAPHE BAY	DONATION - ASSIST SIGNAGE AUST DAY BREAKFAST	\$898.50
30/05/2018	115762	CITY OF BUSSELTON DEPOT - PETTY CASH	PETTY CASH RECOUP	\$33.00
30/05/2018	115763	E LLOYD	REFUND OF ANIMAL TRAP BOND	\$100.00
30/05/2018	115764	R JONES	REFUND OF ANIMAL TRAP BOND	\$100.00
30/05/2018	115765	ABILITY CENTRE	REFUND OF HALL & KEY DEPOSITS - CHURCHILL PARK	\$185.00
30/05/2018	115766	DEPT OF COMMUNITIES	REFUND OF HALL & KEY DEPOSITS - CRC	\$200.00
30/05/2018	115767	CAPE NATURALISTE COLLEGE	REFUND OF HALL & KEY DEPOSITS - CRC	\$200.00
30/05/2018	115768	R TAPPER	REFUND OF HALL & KEY DEPOSITS - UNDALUP	\$500.00
30/05/2018	115769	M BYCROFT	REFUND OF HALL & KEY DEPOSITS - CHURCHILL PARK	\$185.00
30/05/2018	115770	S OVERTON	REFUND OF HALL & KEY DEPOSITS - CHURCHILL PARK	\$185.00
30/05/2018	115771	M CLARK	CROSSOVER SUBSIDY PAYMENT	\$222.10
30/05/2018	115772	R & L LAVINGTON	CROSSOVER SUBSIDY PAYMENT	\$289.90
30/05/2018	115773	S & M BAKER	CROSSOVER SUBSIDY PAYMENT	\$231.90
30/05/2018	115774	D & J EBERT	CROSSOVER SUBSIDY PAYMENT	\$297.70
30/05/2018	115775	A MCSAIN & D HARBECK	CROSSOVER SUBSIDY PAYMENT	\$482.20
30/05/2018	115776	T BANKIER	OVERPAYMENT OF BUILDING FEE	\$97.70
30/05/2018	115777	R & A FARMER	REFUND OF DA APPLICATION FEE	\$147.00
30/05/2018	115778	V RIDHARSON-BUNBURY	CANCELLED HOLIDAY HOME APPLICATION	\$364.00

Date	Payment Ref.	Name	Description	Amount
30/05/2018	115779	S WOOD	REFUND WEDDING CHARGE	\$82.00
31/05/2018	115780	GR & WM BURT	TOWN PLAN & ROAD BOND REFUND	\$6,900.00
31/05/2018	115781	AJ & JS D'ESPEISSIS	TOWN PLAN & ROAD BOND REFUND	\$8,843.00
31/05/2018	115782	HERON LAKE JOINT PROJECT	TOWN PLAN & ROAD BOND REFUND	\$11,037.00
31/05/2018	115783	CANCELLED	PROCESSING ERROR	\$0.00
1/06/2018	115784	JACKI PTY LTD	LAND ACQUISITION 76 STRELLY STREET	\$12,540.00
31/05/2018	115785	F MARTIN	REFUND OF RATE OVERPAYMENT	\$750.00
1/06/2018	115786	P FEATHERBY	REFUND OF RATE OVERPAYMENT	\$100.00
1/06/2018	115787	K ROWNEY	REFUND OF RATE OVERPAYMENT	\$624.57
				\$746,233.55

ELECTRONIC TRANSFER PAYMENTS - MAY 2018

4/05/2018	EF058531	OLIVER DARBY	STAFF REIMBURSEMENT - INTERNET	\$79.99
4/05/2018	EF058532	LEEWIN CIVIL PTY LTD	HIRE EQUIPMENT - YELVERTON ROAD	\$57,158.02
4/05/2018	EF058533	CR. J McCALLUM	COUNCILLOR PAYMENT- TRAVEL EXPENSES	\$436.68
4/05/2018	EF058534	RST WELDING & FABRICATIONS	TRAILER - REPAIRS	\$2,520.00
4/05/2018	EF058535	BROADWATER MEDICAL CENTRE	MEDICAL SERVICES - PRE EMPLOYMENT	\$891.00
4/05/2018	EF058536	ANGELA GRIFFIN	STAFF REIMBURSEMENT - YOUTH CENTRE	\$58.25
4/05/2018	EF058537	MARKETFORCE PTY LTD	ADVERTISING SERVICES- THE WEST AUSTRALIAN	\$400.57
4/05/2018	EF058538	CR. R REEKIE	COUNCILLOR PAYMENT - TRAVEL EXPENSES	\$38.45
4/05/2018	EF058539	DEPARTMENT OF THE ENVIRONMENT AND ENERGY	ENVIRONMENTAL REFERRAL - EASTERN LINK PROJECT	\$2,883.00
4/05/2018	EF058540	ALINTA ENERGY	ELECTRICITY	\$45,304.81
4/05/2018	EF058541	NBN CO LIMITED	NATIONAL BROADBAND SERVICES - COLLEGE AVE	\$580.55
4/05/2018	EF058542	WIDEBAND NETWORKS PTY LTD	NBN BROADBAND - BSN FORESHORE	\$2,676.70
4/05/2018	EF058543	JASCON SOLUTIONS PTY LTD	UAW SURVEYS - GALE ROAD KALOORUP	\$1,883.71
4/05/2018	EF058544	AMBERGATE PLUMBING	PLUMBING REPAIRS - VARIOUS LOCATIONS	\$2,106.60
4/05/2018	EF058545	ANDREW COOPES	STAFF REIMBURSEMENT - RELOCATION EXPENSES	\$1,500.00
4/05/2018	EF058546	AHRI AUSTRALIAN HR INSTITUTE	TRAINING SERVICES	\$378.00
4/05/2018	EF058547	UBERLINE PTY LTD	LINEMARKING - BMRRRA	\$12,532.40
4/05/2018	EF058548	BP AUSTRALIA PTY LTD	CONSTRUCTION OF JET FUEL FACILITY - BMRRRA	\$645,961.80
4/05/2018	EF058549	R E SHREWSBURY	RATES REFUND	\$792.23
4/05/2018	EF058550	BUSSELTON HANGER OWNERS PTY LTD AS TRUSTEE FOR	HANGER BUILDING PURCHASE - SETTLEMENT	\$274,401.73
4/05/2018	EF058551	NATURALISTE CHARTERS	REFUND MARINE BERTHING BOND	\$4,500.00
4/05/2018	EF058552	YALLINGUP RURAL BUSHFIRE BRIGADE	PETTY CASH REIMBURSEMENT	\$164.40
4/05/2018	EF058553	COLES	COUNCIL & STAFF REFRESHMENTS - NCC	\$236.65
4/05/2018	EF058554	WA DEAF SOCIETY INC.	BOND REFUND - CRC	\$200.00
7/05/2018	EF058555	GEOGRAPHE HANGER OWNERS GROUP INC	HANGER BUILDING PURCHASE	\$274,401.73
10/05/2018	EF058556	HIF	HEALTH INSURANCE	\$239.35
10/05/2018	EF058557	PAY-PLAN PTY LTD	SALARY PACKAGING	\$17,363.81
10/05/2018	EF058558	RENTAL MANAGEMENT AUSTRALIA PTY LTD	RENT	\$800.00
10/05/2018	EF058559	GR & LC CHRISTIAN	RENTAL LEASE AGREEMENT	\$1,200.00

Date	Payment Ref.	Name	Description	Amount
10/05/2018	EF058560	ACTON SOUTH WEST	STAFF REIMBURSEMENT	\$1,100.00
10/05/2018	EF058561	AUSTRALIAN TAXATION OFFICE	PAYG TAXATION	\$212,355.00
10/05/2018	EF058562	AUSTRALIAN SERVICES UNION	UNION FEES	\$82.35
10/05/2018	EF058563	HBH HEALTH LIMITED	MEDICAL INSURANCE	\$431.85
10/05/2018	EF058564	LOCAL GOV'T RACE COURSE & CEMETERY EMPLOYEES	UNION FEES	\$399.76
10/05/2018	EF058565	DEPUTY CHILD SUPPORT REGISTRAR	SALARY DEDUCTIONS	\$440.10
10/05/2018	EF058566	CITY OF BUSSELTON-SOCIAL CLUB	SOCIAL CLUB REIMBURSEMENT	\$210.00
10/05/2018	EF058567	STAFF CHRISTMAS CLUB	PAYROLL DEDUCTIONS	\$4,347.18
10/05/2018	EF058568	SUPER CHOICE	SUPERANNUATION	\$152,919.50
11/05/2018	EF058569	TRAFFIC FORCE	TRAFFIC MANAGEMENT SERVICES - VARIOUS LOCATIONS	\$9,250.42
11/05/2018	EF058570	AUSTRALIAN LIBRARY AND INFORMATION ASSOCIATION	LIBRARY RESOURCES - BSN	\$108.00
11/05/2018	EF058571	CR. G HENLEY	COUNCILLOR PAYMENT	\$8,469.86
11/05/2018	EF058572	PHIL HOLLETT PHOTOGRAPHY	ART SALES	\$161.00
11/05/2018	EF058573	JIGSAW SIGNS & PRINT	SIGNAGE SERVICES - JETTY	\$728.20
11/05/2018	EF058574	TRACIE ANDERSON	ART SALES	\$54.00
11/05/2018	EF058575	LINDA KUSAL	STAFF REIMBURSEMENT - TRAILER LICENCING	\$70.15
11/05/2018	EF058576	ST JOHN AMBULANCE	TRAINING SERVICES - FIRST AID	\$320.00
11/05/2018	EF058577	CR. J McCALLUM	COUNCILLOR PAYMENT	\$3,703.32
11/05/2018	EF058578	DOROTHY SADDLETON	ART SALES	\$14.00
11/05/2018	EF058579	ANDERS HAMMARSTROM	ART SALES	\$14.00
11/05/2018	EF058580	PAY-PLAN PTY LTD	SALARY PACKAGING - GST TOP UJP FOR APRIL	\$354.94
11/05/2018	EF058581	MARGARET PARKE	ART SALES	\$22.40
11/05/2018	EF058582	DANIEL CHENEY	ART SALES	\$31.50
11/05/2018	EF058583	CR. R BENNETT	COUNCILLOR PAYMENT	\$2,388.25
11/05/2018	EF058584	PANCAKE DESIGNS RESIN	ART SALES	\$31.50
11/05/2018	EF058585	OPTUS BILLING SERVICES PTY LTD	FIXED INTERNET ACCESS	\$114.40
11/05/2018	EF058586	OFFICEMAX AUSTRALIA LTD	STATIONERY SUPPLIES - GLC	\$53.10
11/05/2018	EF058587	CANCELLED	PROCESSING ERROR	\$0.00
11/05/2018	EF058588	OCEAN AIR CARPET CARE	CLEANING SERVICES - VARIOUS LOCATIONS	\$8,927.05
11/05/2018	EF058589	CR. R REEKIE	COUNCILLOR PAYMENT	\$2,388.25
11/05/2018	EF058590	CR. R PAINE	COUNCILLOR PAYMENT	\$2,388.25
11/05/2018	EF058591	CR. P CARTER	COUNCILLOR PAYMENT	\$2,388.25
11/05/2018	EF058592	ALINTA ENERGY	ELECTRICITY	\$40.55
11/05/2018	EF058593	MARGARET COY	ART SALES, ARTISTS WORKSHOPS	\$140.00
11/05/2018	EF058594	RUTH BROOKS	ART SALES	\$32.00
11/05/2018	EF058595	CLEANAWAY SOLID WASTE PTY LTD	WASTE DISPOSAL SERVICES - RENDEZVOUS ROAD	\$1,937.30
11/05/2018	EF058596	CHRISTINE SEATORY	ART SALES	\$143.50
11/05/2018	EF058597	JENNIFER BROWN	ART SALES	\$76.80
11/05/2018	EF058598	ELAMOORE NATURAL SOAPS & COSMETICS PTY LTD	ART SALES	\$72.00
11/05/2018	EF058599	KITCHEN TAKEOVERS	CATERING - TRAINING	\$581.40
11/05/2018	EF058600	PAM GLOSSOP	STAFF REIMBURSEMENT - CATERING FOR WORKSHOP	\$119.90

Date	Payment Ref.	Name	Description	Amount
11/05/2018	EF058601	SUSSEX TURF RENOVATION	TURF RENOVATION - VARIOUS LOCATIONS	\$4,318.60
11/05/2018	EF058602	CR. L MILES	COUNCILLOR PAYMENT	\$2,388.25
11/05/2018	EF058603	CR. K HICK	COUNCILLOR PAYMENT	\$2,388.25
11/05/2018	EF058604	GO KARTS FILM PRODUCTION PTY LTD	PRODUCTION OF FEATURE FILM - GRANT AGREEMENT	\$33,000.00
11/05/2018	EF058605	SCANIA AUSTRALIA PTY LTD	NEW VEHICLES, PARTS AND LABOUR - DEPOT	\$245,300.01
11/05/2018	EF058606	MICHAEL VIVIAN	ART SALES	\$165.50
11/05/2018	EF058607	KYLIE JANE	LEATHER JOURNALS	\$56.00
11/05/2018	EF058608	PACK AND SEND	COURIER SERVICES - ARTGEO	\$2,540.00
11/05/2018	EF058609	R CONQUEST & J RYAN	BJTP REFUND	\$32.00
11/05/2018	EF058610	J D'AGOSTINO & S LUFF ARCHITECTS	ARCHITECTURAL SERVICES - TENNIS CLUB BUILDING	\$4,357.65
11/05/2018	EF058611	DEPARTMENT OF PRIMARY INDUSTRIES AND REGIONAL DEVELOPMENT	AGRICULTURAL SERVICES - RETURN OF GRANT FUNDS	\$1,540,000.00
11/05/2018	EF058612	OWEN ANDERTON	STAFF REIMBURSEMENT - SEMINAR	\$200.00
11/05/2018	EF058613	ROTARY CLUB OF BUSSELTON GEOGRAPHE BAY	SPONSORSHIP / ADVERTISING - ARTGEO	\$21.00
11/05/2018	EF058614	COLES	COUNCIL & STAFF REFRESHMENTS - GLC	\$604.73
11/05/2018	EF058615	SOILS AINT SOILS	SUPPLY LIMESTONE PAVERS - DUNN BAY ROAD DNS	\$79.50
11/05/2018	EF058616	CLEANAWAY	WASTE MANAGEMENT SERVICES - VARIOUS LOCATIONS	\$11,136.95
11/05/2018	EF058617	PERKINS BUILDERS	CONSTRUCTION SERVICES - JETTY PRECINCT	\$35,946.50
11/05/2018	EF058618	BRAECO SALES	PLUMBING SUPPLIES - NEVILLE STREET	\$7,797.90
11/05/2018	EF058619	CITY AND REGIONAL FUELS	FUEL SERVICES - FLEET	\$4,439.82
11/05/2018	EF058620	GAY SCADDAN	ART SALES	\$720.00
11/05/2018	EF058621	OWEN G ISBEL	ART SALES	\$173.60
11/05/2018	EF058622	MAXINE PALMER	STAFF REIMBURSEMENT	\$9.23
11/05/2018	EF058623	MAIA FINANCIAL	LEASING PAYMENTS	\$1,845.20
11/05/2018	EF058624	CELIA CLARE	ART SALES	\$146.40
11/05/2018	EF058625	BINDI NUTRITION PTY LTD	ENERGY AND NUTRITION PRODUCTS - GLC	\$261.23
18/05/2018	EF058626	TRAFFIC FORCE	TRAFFIC MANAGEMENT - PATTON TCE AND YELVERTON ROAD	\$5,132.24
18/05/2018	EF058627	SARAH PIERSON	STAFF REIMBURSEMENT - TRAINING AND ACCOMMODATION	\$665.00
18/05/2018	EF058628	JIGSAW SIGNS & PRINT	SIGNAGE SERVICES	\$675.00
18/05/2018	EF058629	HOLCIM (AUSTRALIA) PTY LTD	SUPPLY BLUE METAL - LAYMAN ROAD DRAINAGE	\$1,062.11
18/05/2018	EF058630	TELSTRA (NETWORK INTEGRITY)	MAJOR PROJECT WORKS - STREELY STREET	\$58,649.26
18/05/2018	EF058631	CR. J McCALLUM	COUNCILLOR PAYMENT - CLOTHING	\$455.79
18/05/2018	EF058632	CANCELLED	PROCESSING ERROR	\$0.00
18/05/2018	EF058633	PROTECTOR FIRE SERVICES	TRAINING SERVICES - VARIOUS LOCATIONS	\$330.00
18/05/2018	EF058634	OPTUS BILLING SERVICES PTY LTD	FIXED INTERNET ACCESS - COB	\$2,987.19
18/05/2018	EF058635	ERTECH PTY LTD	COASTAL DEFENCES SERVICE - BMRRRA	\$2,154,220.74
18/05/2018	EF058636	MATTHEW RIORDAN	STAFF REIMBURSEMENT - FUEL	\$259.60
18/05/2018	EF058637	HOWLETTS TREE SERVICE	TREE LOPPING SERVICES - ESPINOS ROAD	\$880.00
18/05/2018	EF058638	CANCELLED	PROCESSING ERROR	\$0.00
18/05/2018	EF058639	CR. R PAINE	COUNCILLOR PAYMENT - CLOTHING	\$89.00
18/05/2018	EF058640	GYM AND FITNESS	GYM EQUIPMENT - GLC	\$700.01
18/05/2018	EF058641	BARRY ALLEN ELECTRICAL SERVICES PTY LTD	ELECTRICAL SERVICES - GOOSE CARPARK	\$935.00

Date	Payment Ref.	Name	Description	Amount
18/05/2018	EF058642	CLEANAWAY SOLID WASTE PTY LTD	WASTE DISPOSAL SERVICES - NCC	\$72.60
18/05/2018	EF058643	ALINTA ENERGY	ELECTRICITY	\$16,643.91
18/05/2018	EF058644	DENADA SURVEYS PTY LTD	SURVEYING SERVICES	\$1,155.00
18/05/2018	EF058645	SHAPE MANAGEMENT	CONSULTANCY SERVICES FOR MAJOR PROJECTS	\$1,045.00
18/05/2018	EF058646	WHITCOMBE DRAFTING SERVICES	CIVIL DESIGN AND DRAFTING - VARIOUS LOCATIONS	\$10,320.00
18/05/2018	EF058647	KITCHEN TAKEOVERS	CATERING - VARIOUS FUNCTIONS	\$1,112.50
18/05/2018	EF058648	SUSSEX TURF RENOVATION	TURF RENOVATION - FERTILISE LOU WESTON	\$5,588.27
18/05/2018	EF058649	SCANIA AUSTRALIA PTY LTD	NEW VEHICLES, PARTS AND LABOUR - WASTE TRAILER	\$3,847.91
18/05/2018	EF058650	ELIZABETH MULHALL	STAFF REIMBURSEMENT - FUEL	\$67.45
18/05/2018	EF058651	CAPEL BASKETBALL ASSOC	GLC REFUND - CAPEL BASKETBALL	\$110.00
18/05/2018	EF058652	K & J HOOPER	RATES REFUND	\$1,447.54
18/05/2018	EF058653	BOC GASES AUSTRALIA LTD	GAS SERVICES	\$4,060.28
18/05/2018	EF058654	KONNECT	MAINTENANCE SUPPLIES - DEPOT	\$70.40
18/05/2018	EF058655	AUSTRALIA POST	POSTAL SERVICE	\$5,090.22
18/05/2018	EF058656	BAY SIGNS	SIGNAGE SERVICES - RAILWAY HOUSE DESIGN	\$1,305.00
18/05/2018	EF058657	COLES	COUNCIL & STAFF REFRESHMENTS - FORESHORE	\$626.47
18/05/2018	EF058658	BUSSELTON FOOTBALL & SPORTSMAN CLUB	COMMUNITY BID 2018 - REIMBURSE ELECTRICITY SUPPLY	\$267.79
18/05/2018	EF058659	CLEANAWAY	WASTE MANAGEMENT SERVICES - VARIOUS LOCATIONS	\$69,441.36
18/05/2018	EF058660	SPORTSWORLD OF WA	SPORT EQUIPMENT SUPPLIER - GLC	\$686.40
18/05/2018	EF058661	BURKE AIR	AIR CONDITIONING SERVICES - NCC	\$452.65
18/05/2018	EF058662	MJB INDUSTRIES PTY LTD	DRAINAGE SUPPLIES - LAYMAN ROAD DRAINAGE - BYPASS CYCLEWAY	\$11,596.20
18/05/2018	EF058663	ORBIT HEALTH & FITNESS SOLUTIONS	GYM EQUIPMENT SUPPLIER - GLC	\$983.80
21/05/2018	EF058664	LINDA KUSAL	STAFF REIMBURSEMENT - MOWER REGISTRATION	\$179.30
21/05/2018	EF058665	PINDAN PTY LTD	CONSTRUCTION SERVICES - BMRRR DESIGN AND CONSTRUCTION	\$244,724.74
21/05/2018	EF058666	BAYSIDE CONCRETE CONSTRUCTION	DECORATIVE CONCRETE - MARINE TERRACE	\$21,120.00
21/05/2018	EF058667	CARA GRIMLINGER	STAFF REIMBURSEMENT - TRAININ AND MEALS	\$77.81
24/05/2018	EF058668	HIF	HEALTH INSURANCE	\$239.35
24/05/2018	EF058669	PAY-PLAN PTY LTD	SALARY PACKAGING	\$18,978.70
24/05/2018	EF058670	RENTAL MANAGEMENT AUSTRALIA PTY LTD	RENT	\$800.00
24/05/2018	EF058671	GR & LC CHRISTIAN	RENTAL LEASE AGREEMENT	\$1,200.00
24/05/2018	EF058672	ACTON SOUTH WEST	STAFF REIMBURSEMENT	\$1,100.00
24/05/2018	EF058673	AUSTRALIAN TAXATION OFFICE	PAYG TAXATION	\$204,953.00
24/05/2018	EF058674	AUSTRALIAN SERVICES UNION	UNION FEES	\$82.35
24/05/2018	EF058675	HBF HEALTH LIMITED	MEDICAL INSURANCE	\$547.95
24/05/2018	EF058676	LOCAL GOV'T RACE COURSE & CEMETERY EMPLOYEES	UNION FEES	\$420.26
24/05/2018	EF058677	DEPUTY CHILD SUPPORT REGISTRAR	SALARY DEDUCTIONS	\$440.10
24/05/2018	EF058678	CITY OF BUSSELTON-SOCIAL CLUB	SOCIAL CLUB REIMBURSEMENT	\$210.00
24/05/2018	EF058679	STAFF CHRISTMAS CLUB	PAYROLL DEDUCTIONS	\$4,297.18
23/05/2018	EF058680	SUPERCHOICE	SUPERANNUATION	\$153,489.55
25/05/2018	EF058681	TRAFFIC FORCE	TRAFFIC MANAGEMENT - YELVERTON AND MARINE TERRACE	\$5,598.74
25/05/2018	EF058682	LOUISE KOROveshi	STAFF REIMBURSEMENT - TRAINING AND MEALS	\$340.01

Date	Payment Ref.	Name	Description	Amount
25/05/2018	EF058683	SOUTH WEST EMPLOYEE ASSISTANCE PROGRAM	STAFF TRAINING	\$6,756.75
25/05/2018	EF058684	JACQUELINE HAPP	STAFF REIMBURSEMENT - NAIDOC WEEK	\$156.12
25/05/2018	EF058685	OCEAN AIR CARPET CARE	CLEANING SERVICES - VARIOUS LOCATIONS	\$356.40
25/05/2018	EF058686	CR. R REEKIE	COUNCILLOR PAYMENT - CLOTHING	\$150.00
25/05/2018	EF058687	ACTING UP ACADEMY OF PERFORMING ARTS	REFUND ARTGEO FACILITY HIRE BOND	\$180.00
25/05/2018	EF058688	SHAPE MANAGEMENT	CONSULTANCY SERVICES FOR MAJOR PROJECTS	\$1,265.00
25/05/2018	EF058689	KITCHEN TAKEOVERS	CATERING - VARIOUS FUNCTIONS	\$1,409.45
25/05/2018	EF058690	MEERES FREIGHTLINES AUSTRALIA	FREIGHT SERVICES	\$42.93
25/05/2018	EF058691	JAYLENE CHAMBERS	STAFF REIMBURSEMENT - RELOCATION EXPENSES	\$6,000.00
25/05/2018	EF058692	ABBEY ASSET AND ENVIRONMENTAL MANAGEMENT (AAEM)	ASSET MANAGEMENT DATA MIGRATION SUPPORT	\$6,622.00
25/05/2018	EF058693	SIAN MAYNARD	REFUND OF ANIMAL TRAP BOND	\$100.00
25/05/2018	EF058694	PJ & BJ OATES	REFUND RATES OVERPAYMENT	\$1,795.22
25/05/2018	EF058695	JACK VIDLER	BJTP REFUND	\$43.00
25/05/2018	EF058696	BOC GASES AUSTRALIA LTD	GAS SERVICES	\$203.13
25/05/2018	EF058697	NICHOLLS MACHINERY	PLANT PURCHASES - 2X KUBOTA	\$57,280.00
25/05/2018	EF058698	DELRON CLEANING BUSSELTION	BBQ CLEANING - VARIOUS LOCATIONS	\$17,420.13
25/05/2018	EF058699	WESTRAC EQUIPMENT P/L	PLANT PARTS - DEPOT	\$1,512.68
25/05/2018	EF058700	COLES	COUNCIL & STAFF REFRESHMENTS - FORESHORE	\$354.42
25/05/2018	EF058701	BAYVIEW GEOGRAPHE RESORT	TRAINING AND CATERING	\$1,190.00
25/05/2018	EF058702	BURKE AIR	AIR CONDITIONING SERVICES - VARIOUS LOCATIONS	\$6,002.15
25/05/2018	EF058703	WILYABRUP BFB	PETTY CASH REIMBURSEMENT	\$62.00
28/05/2018	EF058704	COLIN WOODFORD CARPENTRY & FINE FURNITURE	CARPENTRY SERVICES - VANDALISM REPAIRS PT PIQUET	\$1,000.00
29/05/2018	EF058705	WALGA	WALGA TRAINING SERVICES	\$1,222.00
29/05/2018	EF058706	TRAFFIC FORCE	TRAFFIC MANAGEMENT SERVICES - VARIOUS LOCATIONS	\$112,477.05
29/05/2018	EF058707	LEGALWISE SEMINARS PTY LTD	TRAINING SERVICES	\$395.00
29/05/2018	EF058708	DEPARTMENT OF PREMIER & CABINET STATE LAW PUBLISHER	LEGAL PUBLICATIONS - GAZZETTAL LEGAL RESOURCES	\$302.87
29/05/2018	EF058709	UNITING CHURCH PARISH OF BUSSELTION	WORKSHOP RAG SUPPLIER	\$150.00
29/05/2018	EF058710	GOOD GUYS BUSSELTION	ELECTRICAL SUPPLIES - BJCP	\$695.90
29/05/2018	EF058711	YALLINGUP LANDSCAPES	LANDSCAPING SERVICES - CASTLE ROCK	\$5,898.75
29/05/2018	EF058712	LLOYD GEORGE ACOUSTICS PTY LTD	ACOUSTIC ASSESSMENT - DNS WASTE	\$4,246.00
29/05/2018	EF058713	ENVISIONWARE PTY LTD	LIBRARY RESOURCES - BSN	\$2,871.00
29/05/2018	EF058714	BUSSELTION HYDRAULIC SERVICES INC	HYDRAULIC SERVICES - DEPOT	\$633.94
29/05/2018	EF058715	WEATHERSAFE WA (DEL-RAY CANVAS)	UNINSTALL SHADE SAILS X 23	\$2,645.00
29/05/2018	EF058716	XPANSE	COMPUTER SOFTWARE SUPPLIER	\$192.50
29/05/2018	EF058717	FIRE & SAFETY WA	FIRE EQUIPMENT SUPPLIER - UNIFORM	\$264.62
29/05/2018	EF058718	LEEWIN CIVIL PTY LTD	HIRE EQUIPMENT SERVICES - GRAVEL SUPPLY	\$2,202.96
29/05/2018	EF058719	ADELPHI TAILORING COMPANY	PROTECTIVE CLOTHING SUPPLIER - RANGER UNIFORMS	\$393.80
29/05/2018	EF058720	TARVIA PTY LTD	ENGINEERING SERVICES - BSN FORESHORE	\$5,308.60
29/05/2018	EF058721	MEDELECT	DEFIBRILLATOR MAINTENANCE - GLC	\$242.00
29/05/2018	EF058722	BUSSELTION NETBALL ASSOCIATION	KIDSPORT VOUCHERS	\$7,505.50
29/05/2018	EF058723	JIGSAW SIGNS & PRINT	SIGNAGE SERVICES - UNDALUP	\$149.60

Date	Payment Ref.	Name	Description	Amount
29/05/2018	EF058724	BUNBURY TRUCKS	PLANT PURCHASES / SERVICES / PARTS - DEPOT	\$2,606.37
29/05/2018	EF058725	TOTAL GREEN RECYCLING	RECYCLING E-WASTE SERVICES	\$411.68
29/05/2018	EF058726	AR PLUMBING & GAS SERVICE	PLUMBING SERVICES - VARIOUS LOCATIONS	\$1,805.10
29/05/2018	EF058727	RENT A FENCE	FENCE HIRE - THE OLD BUTTER FACTORY	\$412.50
29/05/2018	EF058728	PHOENIX FOUNDRY PTY LTD	MEMORIAL PLAQUES SUPPLIER - CEMETERY	\$1,326.60
29/05/2018	EF058729	ARBOR GUY	TREE MAINTENANCE SERVICES - 17 ABBEY STREET	\$5,665.00
29/05/2018	EF058730	A 2 Z SPORTS PTY LTD	SPORTING EQUIPMENT SUPPLIER - NCC	\$1,245.35
29/05/2018	EF058731	TOLL IPEC PTY LTD	COURIER SERVICES	\$10.87
29/05/2018	EF058732	NAOMI SEARLE	STAFF REIMBURSEMENT - INTERNET	\$80.00
29/05/2018	EF058733	QCLICK ONLINE SOLUTIONS	WEBSITE HOSTING SERVICES	\$32.00
29/05/2018	EF058734	3E CONSULTING ENGINEERS PTY LTD	CONSULTANCY SERVICES - DNS TELSTRA RELOCATION	\$5,500.00
29/05/2018	EF058735	AVIATION PROJECTS PTY LTD	CONSULTANCY SERVICES - BMRRRA	\$4,190.73
29/05/2018	EF058736	DEPARTMENT OF TRANSPORT	VEHICLE OWNERSHIP SEARCHES	\$348.40
29/05/2018	EF058737	LANDSAVE ORGANICS	LANDSCAPING SERVICE - DEPOT	\$1,694.00
29/05/2018	EF058738	MAIN ROADS WESTERN AUSTRALIA	BRIDGE MAINTENANCE - ALT ROUTE SIGNAGE BUSSELL HWY	\$28,143.96
29/05/2018	EF058739	HOLCIM (AUSTRALIA) PTY LTD	CONCRETE SERVICES - KOORABIN DRIVE	\$4,944.23
29/05/2018	EF058740	PROFESSIONAL CABLING	CABLING SERVICES - DEPOT AND BSN LIBRARY	\$572.00
29/05/2018	EF058741	BRIDGESTONE	TYRE SERVICES - DEPOT	\$3,006.39
29/05/2018	EF058742	WA EXTERNAL SOLUTIONS	GUTTER MAINTENANCE - VARIOUS LOCATIONS	\$1,758.61
29/05/2018	EF058743	YALLINGUP COFFEE ROASTING COMPANY	CATERING SERVICES - BSN LIBRARY	\$140.00
29/05/2018	EF058744	HEATLEYS SAFETY & INDUSTRIAL	SAFETY EQUIPMENT - DEPOT	\$2,310.58
29/05/2018	EF058745	DATABASE CONSULTANTS AUSTRALIA	DATABASE SERVICES - PRINTER	\$948.20
29/05/2018	EF058746	BUSSELTON BEARING SERVICES	BEARING SUPPLIES - DEPOT	\$982.52
29/05/2018	EF058747	LEGAL PRACTICE BOARD OF WESTERN AUSTRALIA	LEGAL SERVICE - PRECTISING CERTIFICATE	\$1,250.00
29/05/2018	EF058748	ARTISAN PAVING	PAVING - JOHNSON AND LAYMON ROAD	\$3,675.00
29/05/2018	EF058749	SETON AUSTRALIA	SECURITY BARRIERS - GLC	\$157.74
29/05/2018	EF058750	GREY GOLD CONSTRUCTIONS	CONCRETE BIN PADS - FORESHORE	\$1,647.00
29/05/2018	EF058751	SAINTS JUNIOR FOOTBALL CLUB - BUSSELTON	KIDSPORT VOUCHERS	\$2,550.00
29/05/2018	EF058752	MACKILLOP UNITED SOCCER CLUB	KIDSPORT VOUCHERS	\$2,933.00
29/05/2018	EF058753	GEOGRAPHE FORD - BUSSELTON	VEHICLE SERVICES / PARTS - DEPOT	\$1,145.00
29/05/2018	EF058754	VORGEE PTY LTD	GYM GOODS - GLC	\$396.00
29/05/2018	EF058755	BUSSELTON DISTRICT JUNIOR RUGBY CLUB INC	KIDSPORT VOUCHERS	\$600.00
29/05/2018	EF058756	COUNTRY WOMENS HOCKEY CLUB	KIDSPORT VOUCHERS	\$150.00
29/05/2018	EF058757	ENVIRONEX INTERNATIONAL PTY LTD	POOL CHEMICALS FOR GLC	\$2,290.07
29/05/2018	EF058758	SCOPE BUSINESS IMAGING	ELECTRONIC EQUIPMENT - SOFTWARE MAINTENANCE	\$1,622.50
29/05/2018	EF058759	COVS PARTS PTY LTD	AUTOMOTIVE PARTS - DEPOT	\$128.01
29/05/2018	EF058760	ENVIRONMENTAL HEALTH AUSTRALIA (NSW)	TRAINING SERVICES - MEMBERSHIP RENEWAL	\$550.00
29/05/2018	EF058761	FOUR POINTS BY SHERATON	ACCOMMODATION - TRAINING ACCOMODATION	\$548.00
29/05/2018	EF058762	ECO-FX LED PTY LTD	LIGHTING SERVICES - COB	\$4,928.00
29/05/2018	EF058763	CRANEFORD PLUMBING PTY LTD	PLUMBING SERVICES - VARIOUS LOCATIONS	\$43,088.67
29/05/2018	EF058764	ALLSOUTH SECURITY	CCTV AND SECURITY SERVICES - BSN JETTY	\$951.50

Date	Payment Ref.	Name	Description	Amount
29/05/2018	EF058765	LAWRENCE CONSULTING	BSN PACC - REGIONAL GROWTH FUND APP - MARCH/APRIL 2018	\$8,470.00
29/05/2018	EF058766	WA SHADE & PLAY	SHADE SAILS - GLC	\$264.00
29/05/2018	EF058767	TALIS CONSULTANTS PTY LTD ATF TALIS UNIT TRUST	CONCEPTUAL DESIGNS - DEPOT	\$2,159.34
29/05/2018	EF058768	SOUTH WEST PRINTING & PUBLISHING	ADVERTISING SERVICES - WEST AUSTRALIA	\$3,900.00
29/05/2018	EF058769	MARGARET RIVER FENCING	MAINTENANCE SERVICES - VARIOUS LOCATIONS	\$1,853.50
29/05/2018	EF058770	WEST AUSTRALIAN MECHANICAL SERVICES	AIR CONDITIONING SERVICES - CRC	\$1,870.00
29/05/2018	EF058771	GRACE RECORDS MANAGEMENT (AUSTRALIA) PTY LTD	STORAGE SERVICES	\$487.32
29/05/2018	EF058772	IMAGE BOLLARDS PTY LTD	FOOTPATH MAINTENANCE - DEPOT	\$2,327.60
29/05/2018	EF058773	ORANGE COACH CHARTERS	BUS CHARTER - YCAB TO CASTLE ROCK	\$450.00
29/05/2018	EF058774	ESPLANADE HOTEL FREMANTLE BY RYDGES	ACCOMMODATION AND MEALS - STAFF	\$365.00
29/05/2018	EF058775	SOUTH WEST WINDSCREEN & GLASS	PLANT WINDSCREEN REPAIRS - RANGERS	\$330.00
29/05/2018	EF058776	PROTECTOR FIRE SERVICES	TRAINING SERVICES - VARIOUS LOCATIONS	\$3,095.40
29/05/2018	EF058777	EAGLE BAY COMMUNITY HALL ASSOCIATION INC	VENUE HIRE - MEELUP VOLUNTEER MEETING	\$116.00
29/05/2018	EF058778	PIPELINE PLUMBING	PLUMBING - CENTENIAL PARK	\$2,852.50
29/05/2018	EF058779	RST WELDING & FABRICATIONS	TRAILER MANUFACTURE - DEPOT	\$400.00
29/05/2018	EF058780	PLANET FOOTPRINT PTY LTD	IT SOFTWARE - FEE	\$988.90
29/05/2018	EF058781	WESTSIDE TILT TRAY SERVICE	ABANDONED CAR REMOVAL	\$495.00
29/05/2018	EF058782	DUNSBOROUGH HARDWARE & HOME CENTRE	HARDWARE SERVICES- HARDWARE CONSUMABLES	\$117.13
29/05/2018	EF058783	BUSSELTON HYUNDAI	VEHICLE SERVICES / PARTS	\$394.91
29/05/2018	EF058784	NSCO CONSULTING	CONSULTANCY AND TRAINING WORKSHOP	\$459.16
29/05/2018	EF058785	OFFICEMAX AUSTRALIA LTD	STATIONERY SUPPLIES - GLC	\$1,795.12
29/05/2018	EF058786	CAPE CRANE HIRE	CRANE HIRE - RELOCATE SEA CONTAINERS - DNS WASTE	\$693.00
29/05/2018	EF058787	DEPARTMENT OF HUMAN SERVICES	CHARGES FOR CENTREPAY FACILITY - WINDERLUP	\$107.91
29/05/2018	EF058788	FLORIST GUMP	FLORAL ARRANGEMENTS - STAFF BABY	\$82.00
29/05/2018	EF058789	BROADWATER FENCING	MAINTENANCE SERVICES - POWDER COATING	\$100.00
29/05/2018	EF058790	ALPHA PEST ANIMAL SOLUTIONS	FOX BAITING - X4 RESERVES	\$2,865.06
29/05/2018	EF058791	NAMES PLUS EMBROIDERY	EMBROIDERY SERVICES	\$30.00
29/05/2018	EF058792	QUICK CORPORATE AUSTRALIA	STATIONERY AND OFFICE SUPPLIES - COB	\$217.87
29/05/2018	EF058793	WAVES ENVIRONMENTAL PTY LTD	BUSSELTON GROUNDWATER INVESTIGATION	\$5,086.15
29/05/2018	EF058794	DYMOCKS - BUSSELTON	BSN - LIBRARY RESOURCES	\$256.29
29/05/2018	EF058795	FORTUS	EARTHMOVING PARTS - DEPOT	\$931.85
29/05/2018	EF058796	JIMS FIRST	HARDWARE SUPPLIES - DNS WORKS	\$50.85
29/05/2018	EF058797	PICTON CIVIL PTY LTD	ASBESTOS REMOVAL - OLD BUTTER FACOTRY MUSEUM	\$4,950.00
29/05/2018	EF058798	HBF HEALTH LIMITED	HBF STAFF CONFERENCE STALL X2 DAYS - 15TH & 16TH MARCH 2018	\$1,420.00
29/05/2018	EF058799	DUNSBOROUGH MEDICAL CENTRE	MEDICAL SERVICES - WASTE STAFF	\$156.30
29/05/2018	EF058800	BCP CIVIL & PLANT	EXCAVATOR & PLANT HIRE - VARIOUS WORKS	\$58,694.45
29/05/2018	EF058801	BCP LIQUID WASTE	LIQUID WASTE SERVICES - SEPTIC TANKS	\$3,339.00
29/05/2018	EF058802	SPYKER TECHNOLOGIES PTY LTD	CCTV PRODUCTS AND SERVICES - LICENSE RENEWAL	\$2,980.56
29/05/2018	EF058803	WORK METRICS	HEALTH AND SAFETY SOFTWARE - APRIL INVOICE	\$110.00
29/05/2018	EF058804	COLES.COM.AU	COUNCIL & STAFF REFRESHMENTS - COB	\$1,347.40
29/05/2018	EF058805	BINDI NUTRITION PTY LTD	ENERGY AND NUTRITION PRODUCTS - GLC	\$187.86

Date	Payment Ref.	Name	Description	Amount
29/05/2018	EF058806	ART MONTHLY AUSTRALIA	NATIONAL ART MAGAZINE - SUBSCRIPTION	\$190.00
29/05/2018	EF058807	DEPARTMENT OF TRANSPORT	WMR CONTRIBUTIONS TO PORT GEOGRAPHE MAIN WORKS	\$330,000.00
29/05/2018	EF058808	MARGARET RIVER BUSSELTON TOURISM ASSOCIATION	ADVERTISING - CRUISE SHIP VISITS 2017-2018	\$3,577.66
29/05/2018	EF058809	PRIMARY LOGISTICS	PUBLIC ART & CONSULTING SERVICES - LITTER COLLECTION	\$1,654.40
29/05/2018	EF058810	THE URBAN COFFEE HOUSE	CATERING - SEMINAR	\$712.60
29/05/2018	EF058811	EVERETT'S HOME AND YARD MAINTENANCE	MAINTENANCE SERVICES - VARIOUS LOCATIONS	\$3,480.00
29/05/2018	EF058812	MARKETFORCE PTY LTD	ADVERTISING SERVICES - VARIOUS LOCATIONS	\$1,325.52
29/05/2018	EF058813	LOTEX FILTER CLEANING SERVICE	PLANT FILTER CLEANING SERVICE - DEPOT	\$692.30
29/05/2018	EF058814	TROPHIES ON TIME	NAME BADGE SUPPLIER	\$130.00
29/05/2018	EF058815	TRUE BLUE TURF	TURF SERVICES - BJTP	\$154.00
29/05/2018	EF058816	KLEENIT PTY LTD	GRAFFITI REMOVAL - VARIOUS LOCATIONS	\$814.55
29/05/2018	EF058817	CALIBRE PROFESSIONAL SERVICES PTY LTD	ENGINEERING DESIGN - NETWORK UPGRADE	\$10,670.00
29/05/2018	EF058818	SEASIDE LANDSCAPING CONTRACTORS	TREE SUPPLY - DEPOT	\$7,535.00
29/05/2018	EF058819	APP CORPORATION PTY LTD	PROJECT MANAGEMENT SERVICES - BMRRRA	\$30,800.00
29/05/2018	EF058820	TYRECYCLE PTY LTD	TYRE RECYCLING - DNS AND BSN WASTE	\$2,241.25
29/05/2018	EF058821	OCEAN AIR CARPET CARE	CLEANING SERVICES - GLC	\$1,925.00
29/05/2018	EF058822	JONES MARINE	DIVING MAINTENANCE - SHARK NET - DEPOT	\$1,350.00
29/05/2018	EF058823	FRONTLINE FIRE & RESCUE EQUIPMENT	EMERGENCY RESPONSE EQUIPMENT - DEPOT	\$3,910.50
29/05/2018	EF058824	STIHL SHOP DUNSBOROUGH	PLANT PURCHASES / SERVICES / PARTS	\$589.65
29/05/2018	EF058825	BARRY ALLEN ELECTRICAL SERVICES PTY LTD	ELECTRICAL SERVICES - FORESHORE	\$41,094.90
29/05/2018	EF058826	BUNBURY COFFEE MACHINES	COFFEE MACHINE SUPPLIES - GLC	\$807.50
29/05/2018	EF058827	BUSSELTON STOCKFEEDS & PET SUPPLIES	ANIMAL SUPPLIES - ENVIROMENTAL PLANNING	\$605.75
29/05/2018	EF058828	PVR INDUSTRIAL PTY LTD	INDUSTRIAL PUMP REPAIRS - SIGNAL PARK PUMP STATION	\$467.50
29/05/2018	EF058829	THE PLANT SUPPLY CO	NURSERY PLANT SUPPLIES - DEPOT	\$2,677.07
29/05/2018	EF058830	CAPE ECO CLEAN	CLEANING - UNIT 26 WINDERLUP VILLAS	\$130.00
29/05/2018	EF058831	ANDREW HUFFER AND ASSOCIATES PTY LTD	2 COMMUNITY WORKSHOP FACILITATIONS - LOWER VASSE RIVER	\$5,018.20
29/05/2018	EF058832	BATTERY WORLD BUNBURY	BATTERIES - BSN AND DNS TIP	\$616.00
29/05/2018	EF058833	MERCER CONSULTING (AUSTRALIA) PTY LTD	CLASSIFICATION AND RENUMERATION ANNUAL ADVICE 2018	\$7,150.00
29/05/2018	EF058834	GEOFF ALLISON	ASBESTOS REMOVAL - MEELUP RESERVE	\$553.30
29/05/2018	EF058835	YALLINGUP MAZE	YOUTH ACTIVITIES - VACATION CARE NCC	\$374.00
29/05/2018	EF058836	ABIGAIL COX	ENERGY AND NUTRITION PRODUCTS - GLC	\$48.00
29/05/2018	EF058837	MDF CONSULTING & PROJECT MANAGEMENT	PROPERTY & RATING ASSISTANCE - SCOPING OF RANGER JOBS	\$4,408.52
29/05/2018	EF058838	ALINTA ENERGY	ELECTRICITY	\$283.88
29/05/2018	EF058839	MACHINERY WEST PTY LTD	MACHINERY SERVICE	\$316.82
29/05/2018	EF058840	DOUTH CONTRACTING	PROPERTY & GARDEN MAINTENANCE - COMMUNITY HOUSING	\$2,220.90
29/05/2018	EF058841	GEOGRAPHE UNDERGROUND SERVICES	UNDERGROUND SERVICES - JOHNSON AVE - DRAIN	\$5,626.50
29/05/2018	EF058842	CENTRAL REGIONAL TAFE	TRAINING SERVICES STAFF	\$69.60
29/05/2018	EF058843	GUARDIAN FIRST AID & FIRE	SAFETY INSPECTION - DNS AND BSN WASTE FACILITIES	\$3,460.87
29/05/2018	EF058844	TRANSITION LEARNING	TRAINING AND DEVELOPMENT - STAFF	\$2,326.34
29/05/2018	EF058845	SUSANNE MORPHETT	EXHIBITION EXPENSES - CATERING	\$480.00
29/05/2018	EF058846	AL FORNO	COUNCIL CATERING - VARIOUS MEETINGS	\$2,550.00

Date	Payment Ref.	Name	Description	Amount
29/05/2018	EF058847	ABEC ENVIRONMENTAL CONSULTING PTY LTD	ENVIRONMENTAL CONSULTING REVIEW PLAN - PISTOL CLUB	\$4,730.00
29/05/2018	EF058848	ENVIRONMENTAL AND AGRICULTURAL TESTING	WATER SAMPLING AND TESTING - VIDLER ROAD	\$4,722.30
29/05/2018	EF058849	TOX FREE AUSTRALIA	CHEMICAL DISPOSAL SERVICES - BSN TIP 2017-2018	\$7,280.08
29/05/2018	EF058850	NATURALISTE TRAVEL	TRAVEL SERVICES - STAFF RCAWA MEETING	\$769.00
29/05/2018	EF058851	CORSIGN WA PTY LTD	SINGAGE - VARIOUS LOCATIONS	\$6,809.55
29/05/2018	EF058852	STUDIO EVANS LANE	FEASIBILITY AND DESIGN SERVICES - BSN PACC	\$5,400.00
29/05/2018	EF058853	2 OCEANS TACKLE	WADERS FOR HEALTH DEPARTMENT	\$880.00
29/05/2018	EF058854	SW ENVIRONMENTAL	ENVIRONMENTAL SERVICES - FLORA AND FAUNA REPORT	\$1,738.00
29/05/2018	EF058855	WELL DONE INTERNATIONAL PTY LTD	AFTERHOURS CALL CENTRE SERVICE - MONTHLY FEE	\$3,383.27
29/05/2018	EF058856	UNDALUP ASSOCIATION INC	CANVAS SIGNS - SOUTHWEST YOUTH FESTIVAL	\$500.00
29/05/2018	EF058857	STALEY FOOD & PACKAGING	CLEANING CHEMICALS - GLC	\$5,681.57
29/05/2018	EF058858	TRUCK CENTRE (WA) PTY LTD	NEW VEHICLE PARTS & SERVICE - FLEET	\$1,320.35
29/05/2018	EF058859	DUNSBOROUGH & DISTRICTS WATER CARTAGE	WATER CARTAGE SERVICES - RENDEZVOUS ROAD HOUSES	\$1,980.00
29/05/2018	EF058860	PASSMORE AUTOMOTIVE	VEHICLE MAINTENANCE SERVICES - FLEET	\$1,753.15
29/05/2018	EF058861	TAS'S BAKERY	CATERING - DNS WASTE SITE	\$36.00
29/05/2018	EF058862	ESPRESSO ESSENTIAL (WA) PTY LTD	BSN LIBRARY RESOURCES	\$257.22
29/05/2018	EF058863	NBN CO LIMITED	NATIONAL BROADBAND SERVICES - BMRRRA	\$9,858.33
29/05/2018	EF058864	ABC FILTER EXCHANGE	RANGE HOOD & FILTER CLEANING - CHURCHILL PARK	\$734.80
29/05/2018	EF058865	GEOBOX PTY LTD	VEHICLE CAMERAS - MONTHLY FEE	\$198.00
29/05/2018	EF058866	SOUTHERN ATU SERVICES PTY LTD	WASTE MANAGEMENT SERVICES - ATU	\$770.00
29/05/2018	EF058867	HARVEY NORMAN AV/IT SUPERSTORE BUSSELTON	ELECTRICAL APPLIANCE SERVICES - GLC	\$990.00
29/05/2018	EF058868	FOREST ADVENTURES SOUTH WEST	PRIZE - GMAS - WALK TO SCHOOL	\$270.00
29/05/2018	EF058869	TAMMEX PTY LTD	PRINTER REQUIREMENTS	\$245.12
29/05/2018	EF058870	SUPPER ROAD	CATERING - COUNCIL MEETING	\$777.50
29/05/2018	EF058871	ROCKETMAN DISTRIBUTORS PTY LTD	WILDLIFE CONTROL PRODUCTS - CORELLA CONTROL	\$654.50
29/05/2018	EF058872	ALLFLOW INDUSTRIAL	MAINTENANCE SERVICES - DEPOT	\$820.55
29/05/2018	EF058873	OPTEON WESTERN AUSTRALIA PTY LTD	VALUATION SERVICES - VALUATION REPORT 69 STRELLY ST	\$880.00
29/05/2018	EF058874	LEDA SECURITY PRODUCTS PTY LTD	SECURITY PRODUCTS - DEPOT	\$676.50
29/05/2018	EF058875	IRDI LEGAL	LEGAL SERVICES - VARIOUS MATTERS OF ADVICE	\$4,991.20
29/05/2018	EF058876	KITCHEN TAKEOVERS	CATERING - COUNCILLOR DISTRICT INSPECTION	\$54.00
29/05/2018	EF058877	AQUAVIVA CATERING	CATERING - COUNCIL AND GO-KART COUNCIL EVENT	\$2,135.00
29/05/2018	EF058878	VITACO HEALTH AUSTRALIA PTY LTD	HEALTH SUPPLEMENTS - GLC	\$61.44
29/05/2018	EF058879	FIRESTATION	4 X \$100 VOUCHERS - PRIZE - NETBALL FINALISTS	\$400.00
29/05/2018	EF058880	BAYTHE LINEN AND LAUNDRY	SUPPLY OF CLEAN LINEN - BJTP	\$953.21
29/05/2018	EF058881	AUTO BLACKBOX	DASH CAM SUPPLIER	\$81.40
29/05/2018	EF058882	FRESH AS	REFRESHMENTS - GLC	\$333.35
29/05/2018	EF058883	ADVANCED DRIVEWAY SEALING	MAINTENANCE SERVICES - VARIOUS LOCATIONS	\$4,177.25
29/05/2018	EF058884	TRANEX GROUP	PORTABLE TRAFFIC LIGHTS - DEPOT	\$1,433.97
29/05/2018	EF058885	PYJAMA DRAMA SOUTH WEST	INTERACTIVE THEATRE SHOW - BSN AND DNS LIBRARY	\$300.00
29/05/2018	EF058886	PRIME MEDIA GROUP LTD	ADVERTISING SERVICES - GWN7	\$1,471.80
29/05/2018	EF058887	THE SEBEL BUSSELTON	ACCOMMODATION - STAFF	\$423.00

Date	Payment Ref.	Name	Description	Amount
29/05/2018	EF058888	SJ TRAFFIC MANAGEMENT PTY LTD	TRAFFIC MANAGEMENT SERVICES - BUSSEL BYPASS	\$831.60
29/05/2018	EF058889	LOGIWEST EXPRESS PTY LTD	FREIGHT - DEPOT	\$60.74
29/05/2018	EF058890	OFFICEWORKS	OFFICE EQUIPMENT SERVICES - GLC	\$744.02
29/05/2018	EF058891	AMBERGATE PLUMBING	PLUMBING SERVICES - VARIOUS LOCATIONS	\$4,305.05
29/05/2018	EF058892	WASTECH ENGINEERING PTY LTD	WASTE COMPACTION SYSTEM - RENDEZVOUS ROAD	\$109,120.00
29/05/2018	EF058893	DORSOGNA LIMITED	ICE CREAM AND SMALL GOODS - GLC	\$308.44
29/05/2018	EF058894	ORIENTEERING SERVICE OF AUSTRALIA	COMPASSES AND NAVIGATIONAL EQUIPMENT - RANGERS	\$769.50
29/05/2018	EF058895	ASF CLEANING PTY LTD	CLEANING SERVICES - VARIOUS LOCATIONS	\$57,386.19
29/05/2018	EF058896	INNOVYZE PTY LTD	HYDROLOGY SOFTWARE PACKAGE - TRAINING	\$2,200.00
29/05/2018	EF058897	ART COLLECTOR MAGAZINE	ADVERTISING SERVICES - ARTGEO MARKETING	\$1,463.00
29/05/2018	EF058898	SYMBIOSIS ENVIRONMENTAL	DANDATUP BROOK ACTION PLAN	\$1,650.00
29/05/2018	EF058899	JDM EARTHWORKS	STONERWORK SERVICES - VARIOUS WORKS AND LOCATIONS	\$24,414.50
29/05/2018	EF058900	IMAGE ALLOY CASES PTY LTD	CUSTOM CASES - DJ EQUIPMENT	\$1,760.00
29/05/2018	EF058901	HOTEL IBIS PERTH	ACCOMMODATION - STAFF	\$1,774.00
29/05/2018	EF058902	AVIATION ID AUSTRALIA PTY LTD	SUPPLY AVIATION ASIC CARDS	\$257.00
29/05/2018	EF058903	DOWN SOUTH WATER CARTAGE	WATER CARTAGE - RENDEZVOUS ROAD HOUSES	\$2,470.00
29/05/2018	EF058904	BRETT WALSH LANDSCAPING	NURSERY SUPPLIES - TRESS BSN WASTE	\$3,355.00
29/05/2018	EF058905	DR MARDIE O'SULLIVAN	RESEARCH AND EXIBITION DEVELOPMENT - ARTGEO	\$420.00
29/05/2018	EF058906	SARAH'S PLACE	INSTALL BLIND 2/26 HARRIS ROAD	\$210.00
29/05/2018	EF058907	RIDING FOR THE DISABLED CAPEL INC	KIDSPORT VOUCHERS	\$165.00
29/05/2018	EF058908	OZLED AUST PTY LTD	EMERGENCY WARNING PRODUCTS - RANGERS	\$10,329.09
29/05/2018	EF058909	ADVSIAN PTY LTD	ENGINEERING SERVICES - COASTAL ADAPTIATION STRATEGY	\$25,151.50
29/05/2018	EF058910	JOHN HARMAN	TRAINING SERVICES - STAFF	\$4,455.00
29/05/2018	EF058911	WORKSAFE GUARDIAN AUSTRALIA	WORKSAFE FOR RANGERS WELFARE - SUBSCRIPTION	\$594.00
29/05/2018	EF058912	LASER CUTTING TECHNOLOGY	LASER CUTTING SERVICES	\$94.88
29/05/2018	EF058913	GELAIR PTY LTD	AIRCONDITIONING BLOCKS	\$598.40
29/05/2018	EF058914	PROCESS PUMPS AUSTRALIA PTY LTD	INDUSTRIAL AND CHEMICAL HANDLING PUMPS - GLC	\$1,529.00
29/05/2018	EF058915	ESTRING BAGS	COTTON STRING BAGS - GREEN TASK FORCE	\$411.40
29/05/2018	EF058916	INTERFIRE AGENCIES PTY LTD	FIRE, SAFETY, EMERGENCY EQUIPMENT	\$7,189.93
29/05/2018	EF058917	POWERLYT GROUP PTY LTD	ENERGY ENGINEERING CONSULTANCY	\$7,150.00
29/05/2018	EF058918	COAST 2 COAST MOUNTS	MOUNTING SYSTEM FOR PHONES AND TABLETS	\$129.50
29/05/2018	EF058919	CANCELLED	PROCESSING ERROR	\$0.00
29/05/2018	EF058920	QTC CONSULTING PTY LTD	PROJECT MANAGEMENT TRAINING	\$8,800.00
29/05/2018	EF058921	SPECTUR LTD	SOLAR SECURITY CAMERAS - DNS	\$1,188.00
29/05/2018	EF058922	HURTLE GEAR	VEHICLE EQUIPMENT	\$81.90
29/05/2018	EF058923	RIGHT FITNESS	FITNESS EQUIPMENT - NCC	\$2,503.60
29/05/2018	EF058924	ALLEN R COOPER	CONSULTANCY SERVICES - PEER REVIEW OF DOCUMENTATION	\$240.00
29/05/2018	EF058925	GEOFFREY MAXWELL DAVIES	REFUND DOG REGISTRATION - NOW STERILISED	\$77.50
29/05/2018	EF058926	CANCELLED	PROCESSING ERROR	\$0.00
29/05/2018	EF058927	SILENT DISCO KING AUSTRALIA PTY LTD	EQUIPMENT HIRE - FORESHORE PARADE	\$1,400.00
29/05/2018	EF058928	JAZZ ATTACK DANCE STUDIO	KIDSPORT VOUCHERS	\$165.00

Date	Payment Ref.	Name	Description	Amount
29/05/2018	EF058929	OEM GROUP PTY LTD	HIGH PRESSURE CLEANER - DEPOT	\$1,959.21
29/05/2018	EF058930	ARROW BRONZE	MEMORIAL PLAQUES SUPPLIER - CEMETERY	\$841.66
29/05/2018	EF058931	STEWART & HEATON CLOTHING CO PTY LTD	PROTECTIVE CLOTHING SUPPLIER	\$2,180.48
29/05/2018	EF058932	PK COURIERS	COURIER SERVICES - DEPOT	\$675.40
29/05/2018	EF058933	SPOTLIGHT	VACATION CARE SUPPLIES - YOUTH - FORESHORE PARADE	\$197.94
29/05/2018	EF058934	BUSSELTON TOYOTA	VEHICLE PURCHASES / SERVICES / PARTS - DEPOT	\$38,228.55
29/05/2018	EF058935	BELL FIRE EQUIPMENT CO	FIRE EQUIPMENT SUPPLIER - FLEET	\$649.00
29/05/2018	EF058936	CHRISTIAN & CO ELECTRICAL CONTRACTORS	ELECTRICAL SERVICES - VARIOUS LOCATIONS	\$105.22
29/05/2018	EF058937	CJD EQUIPMENT PTY LTD	PLANT PURCHASES / SERVICES / PARTS - FLEET	\$5,413.90
29/05/2018	EF058938	COMMERCIAL CLEANING EQUIPMENT	CLEANING EQUIPMENT SUPPLIER - GLC	\$219.50
29/05/2018	EF058939	AC FORSTER & SON	PLUMBING SERVICES - VARIOUS LOCATIONS	\$2,162.50
29/05/2018	EF058940	FENNESSY'S	VEHICLE PURCHASES / SERVICES / PARTS - FLEET	\$325.23
29/05/2018	EF058941	FTE ENGINEERING	MAINTENANCE SERVICES - DEPOT	\$5,094.10
29/05/2018	EF058942	GEOGRAPHE TIMBER & HARDWARE	MISC BUILDING ITEMS - VARIOUS LOCATIONS	\$534.81
29/05/2018	EF058943	SOUTHERN LOCK & SECURITY	SECURITY SERVICES - DEPOT	\$548.70
29/05/2018	EF058944	DUCHES MEDICAL PRACTICE	MEDICAL SERVICES - WASTE AND FLEET	\$83.80
29/05/2018	EF058945	B & J CATALANO PTY LTD	GRAVEL SUPPLY KOORABIN DRIVE	\$9,259.11
29/05/2018	EF058946	MALATESTA ROAD PAVING & HOTMIX	ROAD HOTMIX / PAVING SERVICES - VARIOUS LOCATIONS	\$45,152.30
29/05/2018	EF058947	NICHOLLS MACHINERY	PLANT PURCHASES / SERVICES / PARTS - DEPOT	\$918.79
29/05/2018	EF058948	LANDGATE CUSTOMER ACCOUNT	LAND INFORMATION AND TITLE SEARCHES	\$25.30
29/05/2018	EF058949	CHOICES BY KYM NISBET	FLOOR COVERING SERVICE - GLC	\$3,825.00
29/05/2018	EF058950	HANSON CONST. MATERIALS PTY LTD	CONCRETE SERVICES - VARIOUS LOCATIONS	\$23,270.94
29/05/2018	EF058951	RAECO INTERNATIONAL PTY LTD	LIBRARY RESOURCES - BSN	\$110.55
29/05/2018	EF058952	DELRON CLEANING BUSSELTON	BBQ CLEANING - VARIOUS LOCATIONS	\$7,724.28
29/05/2018	EF058953	SOUTH WEST STEEL PRODUCTS	STEEL PRODUCTS SUPPLIER - DEPOT	\$717.63
29/05/2018	EF058954	SPORTSPOWER	SPORT EQUIPMENT SUPPLIER - NCC	\$456.00
29/05/2018	EF058955	SOUTH WEST MACHINING CENTRE	PLANT MAINTENANCE SERVICES - FLEET	\$572.00
29/05/2018	EF058956	GEOGRAPHE PETROLEUM	FUEL SERVICES - DEPOT	\$5,524.91
29/05/2018	EF058957	ERS AUSTRALIA PTY LTD	MAINTENANCE PARTS WASHER - DEPOT	\$1,894.20
29/05/2018	EF058958	LANDGATE (VALUER GENERAL'S OFFICE)	LAND VALUATIONS - RATES & INTERIM VALUATIONS	\$55,777.80
29/05/2018	EF058959	WINC AUSTRALIA PTY LTD	STATIONERY SUPPLIER - DNS LIBRARY	\$2,195.48
29/05/2018	EF058960	GALVINS PLUMBING PLUS	PLUMBING SUPPLIES - MEELUP WALK TRAIL	\$1,426.46
29/05/2018	EF058961	BUSSELTON MOTORS (MITSUBISHI/MAZDA)	VEHICLE PURCHASES / SERVICES / PARTS - FLEET	\$2,535.31
29/05/2018	EF058962	COURIER AUSTRALIA	COURIER SERVICES	\$731.16
29/05/2018	EF058963	THINK WATER DUNSBOROUGH	RETICULATION SERVICES - VARIOUS WORKS	\$4,770.83
29/05/2018	EF058964	DUNSBOROUGH BOBCAT SERVICE	EARTHMOVING - BOBCAT HIRE - VARIOUS LOCATIONS	\$5,247.00
29/05/2018	EF058965	PRO-LINE KERBING	KERBING SERVICES - BUSSEL HIGHWAY	\$15,434.10
29/05/2018	EF058966	ROD'S AUTO ELECTRICS	AUTO ELECTRICAL SERVICES - FLEET	\$6,415.12
29/05/2018	EF058967	OTIS ELEVATOR COMPANY PTY LTD	ELEVATOR SERVICES	\$192.66
29/05/2018	EF058968	BUSSELTON TELEPHONES & TECHNOLOGY	COMMUNICATION SERVICES	\$40.00
29/05/2018	EF058969	SW PRECISION PRINT	STATIONARY	\$1,054.00

Date	Payment Ref.	Name	Description	Amount
29/05/2018	EF058970	PRESTIGE PRODUCTS	HOSPITALITY EQUIPMENT SUPPLIER	\$125.62
29/05/2018	EF058971	SOUTH WEST ISUZU	PLANT PURCHASES / SERVICES / PARTS - DEPOT	\$2,360.19
29/05/2018	EF058972	DUNSBOROUGH SIGNS & GRAPHICS	SIGNAGE SERVICES - MEELUP AND PT PIQUET	\$918.50
29/05/2018	EF058973	BLACKWOODS	FLEET CONSUMABLES & MAINTENANCE PARTS	\$1,124.50
29/05/2018	EF058974	BAY SIGNS	SIGNAGE SERVICES - ARTGEO	\$977.50
29/05/2018	EF058975	ACTIV FOUNDATION INC	MAINTENANCE SERVICES - VARIOUS LOCATIONS	\$28,490.00
29/05/2018	EF058976	BUSSELTON PEST & WEED CONTROL	PEST CONTROL SERVICES - VARIOUS LOCATIONS	\$5,517.38
29/05/2018	EF058977	ALL BUSSELTON GAS & PLUMBING SERVICE	PLUMBING SERVICES - COMMUNITY HOUSING	\$3,821.00
29/05/2018	EF058978	LEISURE INSTITUTE OF WEST AUST (AQUATICS)	TRAINING SERVICES - RE ACCREDITATION GLC	\$720.00
29/05/2018	EF058979	COTAN PTY LTD	ENGINEERING SERVICES - WAVE HOUSE INDJIDUP SPRING RD	\$1,980.00
29/05/2018	EF058980	WESTRAC EQUIPMENT P/L	PLANT PURCHASES / SERVICES / PARTS - DEPOT	\$603.83
29/05/2018	EF058981	BUSSELTON BUILDING PRODUCTS	BUILDING PRODUCT SUPPLIER - VARIOUS WORKS	\$4,896.85
29/05/2018	EF058982	BUSSELTON FLORIST	FLOWERS AND GIFTS - ANZAC DAY WREATH	\$190.00
29/05/2018	EF058983	B & B STREET SWEEPING	STREET SWEEPING SERVICE - VARIOUS LOCTIONS	\$72,821.63
29/05/2018	EF058984	WORK CLOBBER	PROTECTIVE CLOTHING SUPPLIER	\$4,900.55
29/05/2018	EF058985	TOTAL EDEN PTY LTD	RETICULATION SUPPLIES - VARIOUS LOCATIONS	\$13,121.72
29/05/2018	EF058986	BSEWA	ELECTRICAL SERVICES - VARIOUS LOCATIONS	\$11,491.49
29/05/2018	EF058987	KLEENHEAT GAS	GAS SERVICES - COB AND BJTP	\$1,802.77
29/05/2018	EF058988	P & G BODY BUILDERS PTY LTD	PANEL BEATING SERVICES - DEPOT	\$143.00
29/05/2018	EF058989	BUNNINGS BUILDING SUPPLIES	HARDWARE SUPPLIES - VARIOUS WORKS	\$3,890.01
29/05/2018	EF058990	ELLENBY TREE FARM PTY LTD	NURSERY SUPPLIES - TRESS DEPOT	\$3,179.00
29/05/2018	EF058991	IPWEA (INSTITUTE OF PUBLIC WORKS ENGINEERING)	TRAINING WORKSHOP	\$715.00
29/05/2018	EF058992	BUSSELTON BITUMEN SERVICE	EARTHMOVING PEA GRAVEL - THOMAS ROAD RAIN GDN	\$4,765.00
29/05/2018	EF058993	BENARA NURSERY	NURSERY SUPPLIES - DEPOT	\$11,464.65
29/05/2018	EF058994	BUSSELTON REFRIGERATION & AIRCONDITIONING	DEGAS FRIDGES - BSN AND DNS WASTE	\$1,140.00
29/05/2018	EF058995	CAMPBELLS	GLC KIOSK PURCHASES	\$186.42
29/05/2018	EF058996	CRAVEN FOODS BUNBURY	GLC KIOSK PURCHASES	\$202.91
29/05/2018	EF058997	SOUTHWEST TYRE SERVICE	PLANT TYRE SUPPLIER / REPAIRER - DEPOT	\$13,036.75
29/05/2018	EF058998	BRAD GOODE & ASSOCIATES PTY LTD	ABORIGINAL HERITAGE SURVEY AND MEELUP REG PARK	\$4,267.37
29/05/2018	EF058999	COATES HIRE	HIRE EQUIPMENT SERVICES - DEPOT	\$523.60
29/05/2018	EF059000	BUSSELTON HORSE & PONY CLUB	GRANT FUNDING 2018 BUSSELTON WINTER JUMPING FESTIVAL	\$2,750.00
29/05/2018	EF059001	DAVID MILDWATERS ELECTRICAL	MAINTENANCE SERVICES - VARIOUS LOCATIONS	\$14,713.00
29/05/2018	EF059002	ANIMAL CARE EQUIP & SERVICES AUST P/L	ANIMAL SUPPLIES - RANGERS	\$746.32
29/05/2018	EF059003	A D COOTE & CO	SHEET METAL WORK - DEPOT	\$25,861.00
29/05/2018	EF059004	SIGMA COMPANIES GROUP PTY LTD	CHEMICAL SUPPLIER - GLC	\$429.83
29/05/2018	EF059005	MINTER ELLISON LAWYERS	LEGAL SERVICES - EMPLOYEE/INDUSTRIL RELATIONS	\$5,764.55
29/05/2018	EF059006	DIAL BEFORE YOU DIG	CABLE LOCATION SERVICE	\$1,395.68
29/05/2018	EF059007	COLES	COUNCIL & STAFF REFRESHMENTS - YOUTH CENTRE	\$39.73
29/05/2018	EF059008	BAREFOOT BOOKS	LIBRARY RESOURCES - BSN	\$78.38
29/05/2018	EF059009	CARDNO (WA) PTY LTD	CONSULTANCY SERVICES - TRAFFIC COUNTS	\$1,540.00
29/05/2018	EF059010	BUSSELTON CHAMBER OF COMMERCE (INC)	GIFT VOUCHERS 5 X \$50 - ARTGEO	\$250.00

Date	Payment Ref.	Name	Description	Amount
29/05/2018	EF059011	TECHNOLOGY ONE LIMITED	SOFTWARE SERVICES - COB TRAINING	\$14,465.00
29/05/2018	EF059012	SOUTHERN MACHINING & MAINTENANCE	PLANT MAINTENANCE SERVICES	\$99.00
29/05/2018	EF059013	CARBONE BROS PTY LTD	LIMESTONE SUPPLIES - BSN WASTE FACILITY	\$51,459.79
29/05/2018	EF059014	EARTH 2 OCEAN COMMUNICATIONS	COMMUNICATION SERVICES - RADIO REPAIRS - RENDEZVOUS RD	\$244.97
29/05/2018	EF059015	DUNSBOROUGH RURAL SUPPLIES	RURAL SUPPLIES	\$38.00
29/05/2018	EF059016	CAPE TO CAPE EXCAVATIONS	EARTHMOVING SERVICES - AMBERGATE - NEW FIRE STATION SITE	\$13,416.70
29/05/2018	EF059017	AVIS SOUTHWEST RENTALS	VEHICLE RENTAL SERVICES - DEPOT	\$1,929.76
29/05/2018	EF059018	EDUCATIONAL ART SUPPLIES	ART EQUIPMENT SUPPLIES - BSN LIBRARY	\$463.65
29/05/2018	EF059019	CLEANAWAY	WASTE MANAGEMENT SERVICES	\$242.00
29/05/2018	EF059020	TYREPOWER BUSSELTON	PLANT TYRE SUPPLIER / REPAIRER - DEPOT	\$2,631.00
29/05/2018	EF059021	AUTO ONE	PLANT PURCHASES / SERVICES / PARTS - DEPOT	\$3,073.63
29/05/2018	EF059022	RICOH BUSINESS CENTRE	OFFICE EQUIPMENT SERVICES - PHOTOCOPYING - VARIOUS SITES	\$7,218.81
29/05/2018	EF059023	INNOVEST CONSTRUCTION	CONSTRUCTION SERVICES - STUMP INSPECTION AND REPORT	\$330.00
29/05/2018	EF059024	WREN OIL	WASTE OIL SERVICES - VARIOUS SITES	\$555.50
29/05/2018	EF059025	SUEZ RECYCLING & RECOVERY PTY LTD	WASTE MANAGEMENT SERVICES - RECYCLING FLUORO TUBES	\$313.50
29/05/2018	EF059026	CAPE CELLARS BUSSELTON	REFRESHMENTS - COUNCIL FUNCTION	\$232.73
29/05/2018	EF059027	GLOBE SIGN CO.	SIGNAGE SERVICES - GLC	\$286.00
29/05/2018	EF059028	CROSS SECURITY SERVICES	SECURITY SERVICES - COB BUILDINGS	\$989.12
29/05/2018	EF059029	LAMANNA COMMERCIAL PLUMBING & DRAINAGE	PLUMBING SERVICES - DRAINAGE WORKS JOHNSTON AVE	\$24,057.00
29/05/2018	EF059030	BURKE AIR	AIR CONDITIONING SERVICES - GLC	\$638.00
29/05/2018	EF059031	COCA COLA - AMATIL PTY LTD	GLC KIOSK PURCHASES	\$339.19
29/05/2018	EF059032	WML CONSULTANTS PTY LTD	FIRE ASSESSMENT - OLD BUTTER FACTORY	\$925.93
29/05/2018	EF059033	LOCK AROUND THE CLOCK	SECURITY SERVICES - DEPOT	\$1,589.00
29/05/2018	EF059034	SURVCON PTY LTD	SURVEY SERVICES - SURVEY VARIOUS SITES	\$1,864.50
29/05/2018	EF059035	GANNAWAYS CHARTER AND TOURS	BUS HIRE SERVICE - VACATION CARE NCC	\$1,295.00
29/05/2018	EF059036	LEEUVIN TRANSPORT	COURIER SERVICES - DEPOT	\$4,115.85
29/05/2018	EF059037	GRASSIAS TURF MANAGEMENT	CRICKET PITCH MANAGEMENT SERVICES - BOVELL PARK	\$3,900.00
29/05/2018	EF059038	GEOGRAPHE SAWS AND MOWERS	PLANT PURCHASES / SERVICES / PARTS - DEPOT	\$1,115.35
29/05/2018	EF059039	SAFE & SURE SECURITY PTY LTD	SECURITY SERVICES - ALARM OCCURANCE	\$1,100.00
29/05/2018	EF059040	PARKS AND LEISURE AUST (NATIONAL)	PLAYGROUND EQUIPMENT SERVICES - TRAINING CONFERENCE	\$1,760.00
29/05/2018	EF059041	ARTSOURCE	ASSOCIATE MEMBERSHIP	\$250.00
29/05/2018	EF059042	LD TOTAL	LANDSCAPING SERVICES - CONTRACT ALMOND GREEN PARK	\$17,488.78
29/05/2018	EF059043	PEGI WILLIAMS BOOKSHOP	LIBRARY RESOURCES - BSN	\$422.77
29/05/2018	EF059044	TOTAL HORTICULTURAL SERVICES	LANDSCAPING SERVICES - VARIOUS LOCATIONS	\$59,376.32
29/05/2018	EF059045	EXECUTIVE MEDIA PTY LTD	ADVERTISING - CARAVANING AUSTRALIA - WINTER EDITION	\$950.00
29/05/2018	EF059046	BDA TREE LOPPING	TREE LOPPING SERVICES - VERGE PRUNING	\$40,251.20
29/05/2018	EF059047	TRADE HIRE	PLANT HIRE & EQUIPMENT SERVICES - VARIOUS WORKS	\$9,354.60
29/05/2018	EF059048	MUSEUM SHOPS ASSOCIATION OF AUSTRALIA	MEMBERSHIP	\$60.00
29/05/2018	EF059049	CAPE RURAL CONTRACTING	FIRE CONTROL SERVICES - CARBUNUP RESERVE	\$220.00
29/05/2018	EF059050	GEOGRAPHE BAY YACHT CLUB INC	COMMUNITY BIDS 17/18 RD2	\$38,039.00
29/05/2018	EF059051	EXTERIA	TREE GUARD - LIBRARY - DEPOT	\$575.30

List of Payments - Period Ended 31 May 2018

Date	Payment Ref.	Name	Description	Amount
29/05/2018	EF059052	MAIA FINANCIAL	LEASING PAYMENTS - GLC	\$107,092.05
29/05/2018	EF059053	THE ARTIST'S CHRONICLE	ADVERTISING SERVICES - ONLINE AD	\$1,220.00
29/05/2018	EF059054	FENCING SOLUTIONS	MAINTENANCE SERVICES - GLC	\$1,560.00
29/05/2018	EF059055	MJB INDUSTRIES PTY LTD	DRAINAGE SUPPLIES - LAYMAN ROAD DRAINAGE - BYPASS CYCLEWAY	\$22,895.40
29/05/2018	EF059056	WANDERERS JUNIOR FOOTBALL CLUB	KIDSPORT VOUCHERS	\$135.00
29/05/2018	EF059057	ARUP PTY LTD	CONSULTANCY SERVICES - BMRRRA	\$8,217.00
29/05/2018	EF059058	ELECTRICAL IRRIGATION SERVICES	ELECTRICAL SERVICES - BSN FORESHORE SIM CARD HMI	\$264.00
29/05/2018	EF059059	SHORE COASTAL PTY LTD	COASTAL CONSULTANCY SERVICES	\$23,551.00
29/05/2018	EF059060	HART SPORT	SPORT EQUIPMENT SUPPLIER - GLC	\$199.40
29/05/2018	EF059061	STRATEGEN ENVIRONMENTAL CONSULTANTS PTY LTD	CONSULTANCY SERVICES - ENVIRONMENTAL APP STAGE 1	\$35,319.02
29/05/2018	EF059062	HIP POCKET WORK WEAR AND SAFETY	UNIFORMS & PROTECTIVE CLOTHING	\$2,108.43
29/05/2018	EF059063	WRITINGWA	MEMBERSHIP OF WRITING WA	\$135.00
29/05/2018	EF059064	PHYSIO SOUTHWEST	PILATES MAY 2018	\$602.00
29/05/2018	EF059065	NEVERFAIL SPRINGWATER LTD	WATER REFILL SERVICE - DUNS WASTE FACILI	\$180.30
29/05/2018	EF059066	T-QUIP	MOWER PARTS & SERVICE - DEPOT	\$1,065.30
29/05/2018	EF059067	LOCAL GOVERNMENT PROFESSIONALS AUSTRALIA (WA DIVISION)	TRAINING SERVICES	\$2,655.00
29/05/2018	EF059068	BEACHLANDS LAWNMOWING SERVICE	LAWN MOWING SERVICE - OCEAN PLAM VILLAS	\$260.00
1/06/2018	EF059069	TRAFFIC FORCE	TRAFFIC MANAGEMENT SERVICES - MARINE AND KORRABIN DRIVE	\$18,395.90
1/06/2018	EF059070	JANINA GREENWOOD	STAFF REIMBURSEMENT - REFUND YOUTH CENTRE BOND	\$185.00
1/06/2018	EF059071	PROFESSIONAL CABLING	CABLING SERVICES	\$451.00
1/06/2018	EF059072	BUSSELTON AUTO ELECTRICS	AUTO ELECTRICAL SERVICES - DEPOT	\$3,206.00
1/06/2018	EF059073	GEOGRAPHE UNDERGROUND SERVICES	UNDERGROUND SERVICES - VARIOUS LOCATIONS	\$7,178.05
1/06/2018	EF059074	SUBWAY BUSSELTON	CATERING - REPLACING LOST CHEQUE 114613	\$375.00
1/06/2018	EF059075	INDIAN OCEAN LONGBOARD CLUB INC	MALIBU CLASSIC 17/18 GRANT FUNDING	\$2,500.00
1/06/2018	EF059076	WIDEBAND NETWORKS PTY LTD	NBN BROADBAND - FORESHORE	\$2,676.70
1/06/2018	EF059077	OFFICEWORKS	OFFICE EQUIPMENT SERVICES - GLC	\$1,280.90
1/06/2018	EF059078	ARCADIS AUSTRALIA PACIFIC PTY LTD	ENVIRONMENTAL STRATEGIES - SOIL VAPOUR SAMPLING	\$1,724.80
1/06/2018	EF059079	DR MARDIE O'SULLIVAN	RESEARCH AND EXIBITION DEVELOPMENT - ARTGEO	\$560.00
1/06/2018	EF059080	DENISE DESOUZA	REFUND DOG REGISTRATION - NOW STERILISED	\$30.00
1/06/2018	EF059081	SHANE STIRLING	REFUND DOG REGISTRATION - NOW STERILISED	\$150.00
1/06/2018	EF059082	LUKE JONES	REFUND FACILITY HIRE BOND - YOUTH AND COMMUNITY	\$185.00
1/06/2018	EF059083	LANDGATE CUSTOMER ACCOUNT	LAND INFORMATION AND TITLE SEARCHES	\$227.70
1/06/2018	EF059084	GEOGRAPHE PETROLEUM	FUEL SERVICES - DEPOT	\$4,077.02
1/06/2018	EF059085	BAY SIGNS	SIGNAGE SERVICES - RAILWAY HOUSE DESIGN	\$285.00
1/06/2018	EF059086	COLES	COUNCIL & STAFF REFRESHMENTS	\$33.51
1/06/2018	EF059087	LAMANNA COMMERCIAL PLUMBING & DRAINAGE	PLUMBING SERVICES - DRAINAGE WORKS JOHNSTON AVE	\$8,761.50
				\$9,124,678.81

Date	Payment Ref.	Name	Description	Amount
INTERNAL PAYMENT VOUCHERS - MAY 2018				
19/04/2018	DD003453	V VEDOVA	OVERPAYMENT OF BAU18/0174	\$731.20
19/04/2018	DD003454	P & F HALES	REFUND OF RATE OVERPAYMENT	\$888.00
19/04/2018	DD003455	ANZ BANK	BANK FEES	\$15.00
19/04/2018	DD003456	J KYNASTON	OVERPAYMENT OF HR17/0301	\$364.00
30/04/2018	DD003457	CALTEX AUSTRALIA PETROLEUM PTY LTD	FUEL SERVICES	\$53,283.99
9/05/2018	DD003458	PAY 23	FORTNIGHTLY PAYROLL	\$716,336.55
30/04/2018	DD003459	ANZ BANK - VISA CARD	CREDIT CARD PAYMENT	\$11,636.90
11/05/2018	DD003460	SPECIAL PAY 9264	SPECIAL PAY	\$1,111.20
1/05/2018	DD003461	K & J KEYS	OVERPAYMENT HR16/0121 - BPAY	\$242.50
1/05/2018	DD003462	W & N HUGHES	CORRECTION OF BPAY PAYMENT - REFUND OF RATES OVERPAYMENT	\$713.00
1/05/2018	DD003463	ANZ BANK	BANK FEES	\$1,301.08
1/05/2018	DD003464	ANZ BANK	BANK FEES	\$151.40
1/05/2018	DD003465	LES MILLS ASIA PACIFIC	CONTRACT FEES - GLC	\$749.20
1/05/2018	DD003466	LES MILLS ASIA PACIFIC	CONTRACT FEES - NCC	\$561.90
1/05/2018	DD003467	ANZ BANK	BANK FEES	\$3,844.22
1/05/2018	DD003468	ANZ BANK	BANK FEES	\$131.52
3/05/2018	DD003469	ANZ BANK	BANK FEES	\$272.84
3/05/2018	DD003470	COMMONWEALTH BANK	BANK FEES	\$462.44
3/05/2018	DD003471	T KOROveshi	CANCELLED DA18/0121	\$147.00
3/05/2018	DD003472	I BROWN	CORRECTION OF BPAY PAYMENT - REFUND OF RATES OVERPAYMENT	\$565.02
3/05/2018	DD003473	COMMONWEALTH BANK	BANK FEES	\$84.58
17/05/2018	DD003474	TR MCKINNON	REFUND BAC18/0205	\$159.35
23/05/2018	DD003475	PAY 24	FORTNIGHTLY PAYROLL	\$703,250.73
30/05/2018	DD003476	R & A FARMER	REFUND DA APPLICATION - BPAY	\$121.00
30/05/2018	DD003477	G & S GATES	OVERPAYMENT OF HR13/0413 - BPOINT	\$2.50
30/05/2018	DD003478	J D WHITE	REFUND OF RATE OVERPAYMENT - BPOINT	\$476.00
30/05/2018	DD003479	FINES ENFORCEMENT REGISTRY	54 UNPAID TRAFFIC INFRINGEMENTS	\$3,186.00
31/05/2018	DD003480	D PALMER	CORRECTION OF BPAY PAYMENT - REFUND OF HEALTH OVERPAYMENT	\$242.50
31/05/2018	DD003481	G & M BLACK	CORRECTION OF BPAY PAYMENT - REFUND OF RATES OVERPAYMENT	\$545.00
31/05/2018	DD003482	ANZ BANK	BANK FEES	\$165.00
				\$1,501,741.62
TRUST ACCOUNT - MAY 2018				
4/05/2018	007393	BUILDING COMMISSION	REGISTRATIONS / LEVY PAYMENTS	\$21,426.34
4/05/2018	007394	CONSTRUCTION TRAINING FUND	BCITF LEVY	\$10,934.36
4/05/2018	007395	CITY OF BUSSELTON	VARIOUS REIMBURSEMENTS	\$637.25
30/05/2018	007396	THOMAS BANKIER	REFUND BUILDING SERVICES LEVY	\$61.65
				\$33,059.60

6.4 BUDGET AMENDMENT REQUEST

SUBJECT INDEX:	Budget Planning and Reporting
STRATEGIC OBJECTIVE:	Governance systems, process and practices are responsible, ethical and transparent.
BUSINESS UNIT:	Finance and Corporate Services
ACTIVITY UNIT:	Finance and Corporate Services
REPORTING OFFICER:	Manager Financial Services - Kim Dolzadelli
AUTHORISING OFFICER:	Director Finance and Corporate Services - Tony Nottle
VOTING REQUIREMENT:	Absolute Majority
ATTACHMENTS:	Nil

PRÉCIS

This report seeks recommendation of the Finance Committee to Council for the approval of budget amendments as detailed in this report. Adoption of the Officers recommendation will result in no change to the City's current Amended Budgeted Surplus Position of \$0.

BACKGROUND

Council adopted its 2017/2018 Municipal Budget on Wednesday, 26 July 2017 with a balanced Budget position.

Since this time Council has been advised of certain funding changes that have impacted the original Budget and Council is now being asked to consider Budget Amendments for the following Key Areas/Projects:

1. "Regional Road Group Projects"

BACKGROUND

A budget amendment is being requested to transfer left over funds between Regional Road Group (RRG) Projects Queen Street and Peel Terrace. The current scope of the Queen St project has been bought in under Budget and approval from RRG has been received to transfer \$100,000 in RRG funding from this project to the Peel Terrace project.

As this funding requires a 1/3 contribution from the City a total transfer of funds of \$150,000 is being sought between the two projects; \$100,000 RRG and \$50,000 municipal funds.

The \$50,000 contribution has already been budgeted and will simply be transferred between projects meaning this amendment has a nil impact on the City's bottom line.

PLANNED EXPENDITURE ITEMS

Increased expenditure on Peel Terrace project.

The following amendments shown below in Table 1 are being sought for approval.

Table 1:

<i>Cost Code</i>	<i>Description</i>	Current Budget	Change	Proposed Amended Budget
Expenditure				
S0066	RRG Project Queen Street	254,412	-150,000	104,412
S0064	RRG Project Peel Terrace	1,102,549	150,000	1,252,549
Income				
S0066	RRG Project Queen Street – Grant Income	-160,000	100,000	-60,000
S0064	RRG Project Peel Terrace – Grant Income	-644,000	-100,000	-744,000
Net Total		552,961	0	552,961

PROPOSED OUTCOME

Increased expenditure on Peel Terrace project and retention of grant funding.

STATUTORY ENVIRONMENT

Section 6.8 of the Local Government Act refers to expenditure from the municipal fund that is not included in the annual budget. In the context of this report, where no budget allocation exists, expenditure is not to be incurred until such time as it is authorised in advance, by an absolute majority decision of the Council.

RELEVANT PLANS AND POLICIES

There are multiple Plans and Policies that support the proposed Budget Amendments.

FINANCIAL IMPLICATIONS

Budget amendments being sought will result in no change to Council's Budget Surplus position of \$0.

Long Term Financial Plan Implications

There are no LTFP implications in relation to this item.

STRATEGIC COMMUNITY OBJECTIVES

This matter principally aligns with Key Goal Area 6 – 'Leadership' and more specifically Community Objective 6.1 - 'Governance systems, process and practices are responsible, ethical and transparent'.

RISK ASSESSMENT

There is a risk to the City, as there is with all projects undertaken, that the final cost could exceed budget. If this looks to be the case Council will be notified so a suitable offset / project scope back can be identified.

CONSULTATION

Consultation has occurred with Main Roads WA.

OFFICER COMMENT

The Officer commends the requested Budget Amendment to the Finance Committee for consideration and recommendation to Council.

CONCLUSION

Council's approval is sought to amend the budget as per the details contained in this report. Upon approval the proposed works will be planned, organised and completed.

OPTIONS

The Council could decide not to go ahead with any or all of the proposed budget amendment requests.

TIMELINE FOR IMPLEMENTATION OF OFFICER RECOMMENDATION

Should the Officer Recommendation be endorsed, the associated budget amendment will be processed within a month of being approved.

OFFICER RECOMMENDATION**ABSOLUTE MAJORITY DECISION OF COUNCIL REQUIRED**

That Council endorse the Requested Budget Amendments outlined in table 1 below, resulting in no change to an Amended Budgeted Surplus Position of \$0.

Table 1:

<i>Cost Code</i>	<i>Description</i>	Current Budget	Change	Proposed Amended Budget
Expenditure				
S0066	RRG Project Queen Street	254,412	-150,000	104,412
S0064	RRG Project Peel Terrace	1,102,549	150,000	1,252,549
Income				
S0066	RRG Project Queen Street – Grant Income	-160,000	100,000	-60,000
S0064	RRG Project Peel Terrace – Grant Income	-644,000	-100,000	-744,000
Net Total		552,961	0	552,961

6.5 CREATION OF NEW RESERVE ACCOUNTS and BUDGET AMENDMENT REQUEST

SUBJECT INDEX:	Budget Planning and Reporting
STRATEGIC OBJECTIVE:	Governance systems, process and practices are responsible, ethical and transparent.
BUSINESS UNIT:	Finance and Corporate Services
ACTIVITY UNIT:	Finance and Corporate Services
REPORTING OFFICER:	Manager Financial Services - Kim Dolzadelli
AUTHORISING OFFICER:	Director Finance and Corporate Services - Tony Nottle
VOTING REQUIREMENT:	Absolute Majority
ATTACHMENTS:	Nil

PRÉCIS

This report seeks recommendation of the Finance Committee to Council for the approval to create three (3) new Reserve accounts.

BACKGROUND

During the Long Term Financial Plan (LTFP) and Draft Budget workshops with Council, a number of changes to reserve accounts were identified. This item requests creation of new reserves in accordance with those discussions including the transfer of Surplus Funds from the 2017/2018 Financial Year in order to establish opening balances for these new Reserves.

Specifically the Reserve accounts to be established, as above, are as follows:

- **Emergency Disaster Recovery Reserve**

Purpose: To provide funds for Disaster Recovery activities within the district.

Proposed Transfer: \$50,000

- **Energy Sustainability Reserve**

Purpose: To provide funds for the investigation, implementation and optimisation of Energy Sustainability initiatives on City owned assets.

Proposed Transfer: \$100,000

- **Cemetery Reserve**

Purpose: To provide funding for the renewal, expansion/establishment and major maintenance and initiatives of Cemeteries within the district.

Proposed Transfer: \$100,000

STATUTORY ENVIRONMENT

Section 6.11 of the Local Government Act 1995 the manner in which a local government may establish and maintain a reserve account.

“6.11. Reserve accounts

- (1) *Subject to subsection (5), where a local government wishes to set aside money for use for a purpose in a future financial year, it is to establish and maintain a reserve account for each such purpose.*
- (2) *Subject to subsection (3), before a local government —*
 - (a) *changes* the purpose of a reserve account; or*
 - (b) *uses* the money in a reserve account for another purpose,**it must give one month’s local public notice of the proposed change of purpose or proposed use.*

** Absolute majority required.*
- (3) *A local government is not required to give local public notice under subsection (2) —*
 - (a) *where the change of purpose or of proposed use of money has been disclosed in the annual budget of the local government for that financial year; or*
 - (b) *in such other circumstances as are prescribed.*
- (4) *A change of purpose of, or use of money in, a reserve account is to be disclosed in the annual financial report for the year in which the change occurs.*
- (5) *Regulations may prescribe the circumstances and the manner in which a local government may set aside money for use for a purpose in a future financial year without the requirement to establish and maintain a reserve account.”*

Section 6.8 of the Local Government Act refers to expenditure from the municipal fund that is not included in the annual budget. In the context of this report, where no budget allocation exists, expenditure is not to be incurred until such time as it is authorised in advance, by an absolute majority decision of the Council.

RELEVANT PLANS AND POLICIES

There are multiple Plans and Policies that support the proposed Budget Amendments.

FINANCIAL IMPLICATIONS

Budget amendments being sought will result in a reduction in the Estimated Surplus position as at 30 June 2018 in the amount of \$250,000; which at this time, subject to there being no adverse activity in the following month, is expected to be a modest surplus in the vicinity of \$500K to \$1M. As has previously been endorsed by Council any remaining Surplus at the end of the financial year would be transferred to the New Infrastructure Development Reserve as part of the 2018/2019 Budget.

Long Term Financial Plan Implications

The proposed creation of the above Reserves is in line with the recently adopted LTFP.

STRATEGIC COMMUNITY OBJECTIVES

This matter principally aligns with Key Goal Area 6 – ‘Leadership’ and more specifically Community Objective 6.1 - ‘Governance systems, process and practices are responsible, ethical and transparent’.

RISK ASSESSMENT

This report outlines the potential establishment of reserve accounts. Reserve accounts are used to hold monies for future expenditure relating to a specific purpose. Therefore the proposed reserve accounts seek to ensure the risk associated with the future funding of specific obligations is reduced.

CONSULTATION

Consultation has occurred with the appropriate City of Busselton officers and during the LTFP and Draft Budget workshops with Council.

OFFICER COMMENT

The Officer recommends the requested creation of Reserve accounts and Budget Amendments to the Finance Committee for consideration and recommendation to Council, noting that the requested amendments are in line with the 2018/2019 Draft Budget.

CONCLUSION

Council's approval is sought to create three (3) new Reserves and amend the 2017/2018 Budget as per the details contained in this report.

OPTIONS

The Council could decide not to go ahead with any or all of the proposed new Reserve accounts or Budget amendment requests.

TIMELINE FOR IMPLEMENTATION OF OFFICER RECOMMENDATION

Should the Officer Recommendation be endorsed, the associated budget amendment will be processed by 30 June 2018.

OFFICER RECOMMENDATION

ABSOLUTE MAJORITY DECISION OF COUNCIL REQUIRED

That the Council endorse:

1. The creation of the following Reserve accounts:

- **Emergency Disaster Recovery Reserve**

Purpose: To provide funds for Disaster Recovery activities within the district.

- **Energy Sustainability Reserve,**

Purpose: To provide funds for the investigation, implementation and optimisation of Energy Sustainability initiatives on City owned assets.

- **Cemetery Reserve.**

Purpose: To provide funding for the renewal, expansion/establishment and major maintenance and initiatives of Cemeteries within the district.

2. The following Transfers to Reserve to occur from the 2017/2018 Surplus position:

- **Emergency Disaster Recovery Reserve \$50,000**
- **Energy Sustainability Reserve \$100,000**
- **Cemetery Reserve \$100,000**

7. GENERAL DISCUSSION ITEMS

8. NEXT MEETING DATE

Thursday, 19 July 2018

9. CLOSURE