



## **Finance Committee Agenda**

***17 May 2018***

ALL INFORMATION AVAILABLE IN VARIOUS FORMATS ON REQUEST

[city@busselton.wa.gov.au](mailto:city@busselton.wa.gov.au)

**CITY OF BUSSELTON**

**MEETING NOTICE AND AGENDA – 17 MAY 2018**

---

**TO: THE MAYOR AND COUNCILLORS**

**NOTICE** is given that a meeting of the Finance Committee will be held in the Committee Room, Administration Building, Southern Drive, Busselton on Thursday, 17 May 2018, commencing at 9.30am.

The attendance of Committee Members is respectfully requested.

**Disclaimer**

Statements or decisions made at Council meetings or briefings should not be relied on (or acted upon) by an applicant or any other person or entity until subsequent written notification has been given by or received from the City of Busselton. Without derogating from the generality of the above, approval of planning applications and building permits and acceptance of tenders and quotations will only become effective once written notice to that effect has been given to relevant parties. The City of Busselton expressly disclaims any liability for any loss arising from any person or body relying on any statement or decision made during a Council meeting or briefing.



---

**MIKE ARCHER**

**CHIEF EXECUTIVE OFFICER**

11 May 2018

**CITY OF BUSSELTON**

**AGENDA FOR THE FINANCE COMMITTEE MEETING TO BE HELD ON 17 MAY 2018**

**TABLE OF CONTENTS**

<b>ITEM NO.</b>	<b>SUBJECT</b>	<b>PAGE NO.</b>
<b>1.</b>	<b>DECLARATION OF OPENING AND ANNOUNCEMENT OF VISITORS.....</b>	<b>4</b>
<b>2.</b>	<b>ATTENDANCE .....</b>	<b>4</b>
<b>3.</b>	<b>PUBLIC QUESTION TIME.....</b>	<b>4</b>
<b>4.</b>	<b>DISCLOSURE OF INTERESTS .....</b>	<b>4</b>
<b>5.</b>	<b>CONFIRMATION OF MINUTES .....</b>	<b>4</b>
5.1	Minutes of the Finance Committee Meeting held 19 April 2018 .....	4
<b>6.</b>	<b>REPORTS .....</b>	<b>5</b>
6.1	FINANCIAL ACTIVITY STATEMENTS - PERIOD ENDING 30 APRIL 2018.....	5
6.2	LIST OF PAYMENTS MADE APRIL 2018 .....	31
6.3	BUDGET AMENDMENT REQUEST .....	52
6.4	APPLICATION FOR EXEMPTION FROM RATING - LAMP INCORPORATED.....	61
6.5	DONATIONS/CONTRIBUTIONS AND SUBSIDIES FUND - APRIL 2018 .....	65
<b>7.</b>	<b>GENERAL DISCUSSION ITEMS .....</b>	<b>67</b>
<b>8.</b>	<b>NEXT MEETING DATE .....</b>	<b>67</b>
<b>9.</b>	<b>CLOSURE .....</b>	<b>67</b>

1. **DECLARATION OF OPENING AND ANNOUNCEMENT OF VISITORS**

2. **ATTENDANCE**

**Apologies**

Cr Henley

3. **PUBLIC QUESTION TIME**

4. **DISCLOSURE OF INTERESTS**

5. **CONFIRMATION OF MINUTES**

5.1 **Minutes of the Finance Committee Meeting held 19 April 2018**

**RECOMMENDATION**

That the Minutes of the Finance Committee Meeting held 19 April 2018 be confirmed as a true and correct record.



## 6. REPORTS

### 6.1 FINANCIAL ACTIVITY STATEMENTS - PERIOD ENDING 30 APRIL 2018

<b>SUBJECT INDEX:</b>	Budget Planning and Reporting
<b>STRATEGIC OBJECTIVE:</b>	Governance systems, process and practices are responsible, ethical and transparent.
<b>BUSINESS UNIT:</b>	Finance and Corporate Services
<b>ACTIVITY UNIT:</b>	Financial Services
<b>REPORTING OFFICER:</b>	Manager Financial Services - Kim Dolzadelli
<b>AUTHORISING OFFICER:</b>	Director Finance and Corporate Services - Tony Nottle
<b>VOTING REQUIREMENT:</b>	Simple Majority
<b>ATTACHMENTS:</b>	Attachment A Statement of Financial Activity - Period Ending 30 April 2018 <a href="#">↓</a> Attachment B Investment Report - Period Ending 30 April 2018 <a href="#">↓</a>

#### PRÉCIS

Pursuant to Section 6.4 of the Local Government Act ('the Act') and Regulation 34(4) of the Local Government (Financial Management) Regulations ('the Regulations'), a local government is to prepare, on a monthly basis, a statement of financial activity that reports on the City's financial performance in relation to its adopted/amended budget.

This report has been compiled to fulfil the statutory reporting requirements of the Act and associated Regulations, whilst also providing the Council with an overview of the City's financial performance on a year to date basis for the period ending 30 April 2018.

#### BACKGROUND

The Regulations detail the form and manner in which financial activity statements are to be presented to the Council on a monthly basis; and are to include the following:

- Annual budget estimates
- Budget estimates to the end of the month in which the statement relates
- Actual amounts of revenue and expenditure to the end of the month in which the statement relates
- Material variances between budget estimates and actual revenue/ expenditure/ (including an explanation of any material variances)
- The net current assets at the end of the month to which the statement relates (including an explanation of the composition of the net current position)

Additionally, and pursuant to Regulation 34(5) of the Regulations, a local government is required to adopt a material variance reporting threshold in each financial year. At its meeting of 26 July 2017, the Council adopted (C1707/163) the following material variance reporting threshold for the 2017/18 financial year:

*"That pursuant to Regulation 34(5) of the Local Government (Financial Management) Regulations, the Council adopts a material variance reporting threshold with respect to financial activity statement reporting for the 2017/18 financial year as follows:*

- *Variances equal to or greater than 10% of the year to date budget amount as detailed in the Income Statement by Nature and Type/ Statement of Financial Activity report, however variances due to timing differences and/or seasonal adjustments are to be reported on a quarterly basis; and*
- *Reporting of variances only applies for amounts greater than \$25,000."*

**STATUTORY ENVIRONMENT**

Section 6.4 of the Local Government Act and Regulation 34 of the Local Government (Financial Management) Regulations detail the form and manner in which a local government is to prepare financial activity statements.

**RELEVANT PLANS AND POLICIES**

NA.

**FINANCIAL IMPLICATIONS**

Any financial implications are detailed within the context of this report.

**Long-term Financial Plan Implications**

Any financial implications are detailed within the context of this report.

**STRATEGIC COMMUNITY OBJECTIVES**

This matter principally aligns with Key Goal Area 6 of the Strategic Community Plan 2017 and more specifically Community Objective 6.1 - 'Governance systems, process and practices are responsible, ethical and transparent'. Ensure the City's long term financial planning delivers the community goals and aspirations in a sustainable and affordable manner

**RISK ASSESSMENT**

Risk assessments have been previously completed in relation to a number of 'higher level' financial matters, including timely and accurate financial reporting to enable the Council to make fully informed financial decisions. The completion of the monthly Financial Activity Statement report is a control that assists in addressing this risk.

**CONSULTATION**

NA.

**OFFICER COMMENT**

In order to fulfil statutory reporting requirements, and to provide the Council with a synopsis of the City's overall financial performance on a full year basis, the following financial reports are attached here to:

- Statement of Financial Activity

This report provides details of the City's operating revenues and expenditures on a year to date basis, by nature and type (i.e. description). The report has been further extrapolated to include details of non-cash adjustments and capital revenues and expenditures, to identify the City's net current position; which reconciles with that reflected in the associated Net Current Position report.

- Net Current Position

This report provides details of the composition of the net current asset position on a full year basis, and reconciles with the net current position as per the Statement of Financial Activity.

▪ Capital Acquisition Report

This report provides full year budget performance (by line item) in respect of the following capital expenditure activities:

- Land and Buildings
- Plant and Equipment
- Furniture and Equipment
- Infrastructure

▪ Reserve Movements Report

This report provides summary details of transfers to and from reserve funds, and also associated interest earnings on reserve funds, on a full year basis.

Additional reports and/or charts are also provided as required to further supplement the information comprised within the statutory financial reports.

### COMMENTS ON FINANCIAL ACTIVITY TO 30 APRIL 2018

The Statement of Financial Activity for the period ending 30 April 2018 shows a better than expected Net Current Position "Surplus" of \$14.24M being \$27.75M more than Year to Date Budget.

The following summarises the major variances in accordance with *Council's adopted material variance reporting threshold* that collectively make up the above difference:

	2017/2018 Actual	2017/2018 Amended Budget YTD	2017/2018 Amended Budget	2017/18 YTD Bud Variance	2017/18 YTD Bud Variance
<b>Revenue from Ordinary Activities</b>	<b>64,610,237</b>	<b>63,202,572</b>	<b>66,421,049</b>	<b>2.23%</b>	<b>1,407,665</b>
<b>Expenses from Ordinary Activities</b>	<b>(54,745,726)</b>	<b>(57,365,943)</b>	<b>(68,674,825)</b>	<b>4.57%</b>	<b>2,620,217</b>
<b>Non-Operating Grants, Subsidies and Contributions</b>	12,868,526	21,488,948	43,655,339	-40.12%	(8,620,422)
<b>Profit on Asset Disposals</b>	48,793	16,100	22,400	203.06%	32,693
<b>Loss on Asset Disposals</b>	(640,882)	(5,250)	(6,252)	12107.28%	(635,632)
<b><u>Capital Revenue &amp; (Expenditure)</u></b>					
Land & Buildings	(3,781,813)	(14,675,002)	(16,636,693)	74.23%	10,893,189
Plant & Equipment	(1,486,504)	(4,102,820)	(4,279,400)	63.77%	2,616,316
Furniture & Equipment	(441,989)	(763,581)	(830,212)	42.12%	321,592
Infrastructure	(34,306,344)	(48,316,044)	(60,684,321)	29.00%	14,009,700
Proceeds from Sale of Assets	297,911	612,850	635,150	-51.39%	(314,939)
Proceeds from New Loans	6,960,000	10,110,000	10,110,000	-31.16%	(3,150,000)
Advances to Community Groups	(110,000)	(260,000)	(260,000)	57.69%	150,000
Transfer to Restricted Assets	(2,393,927)	(513,501)	(625,751)	-366.20%	(1,880,426)
Transfer from Restricted Assets	17,701,712	15,354,556	27,808,739	15.29%	2,347,156
Transfer to Reserves	(10,598,281)	(13,372,783)	(16,285,572)	20.75%	2,774,502
Transfer from Reserves	4,185,307	1,146,659	19,921,964	265.00%	3,038,648

**Operating Revenue:**

Revenue from ordinary activities is \$1.4M more than expected when compared to Year to Date (YTD) Budget with the following items meeting the material variance reporting threshold set by Council for the 2017/2018 Financial Year.

	2017/2018 Actual	2017/2018 Amended Budget YTD	2017/2018 Amended Budget	2017/18 YTD Bud Variance	2017/18 YTD Bud Variance
	\$	\$	\$	%	\$
<b>Revenue from Ordinary Activities</b>					
Operating Grants, Subsidies and Contributions	2,967,528	2,436,807	3,637,258	21.78%	530,721
Other Revenue	449,274	328,755	426,167	36.66%	120,519
Interest Earnings	2,134,655	1,885,830	2,262,996	13.19%	248,825

The items predominately impacting the above “Operating Grants, Subsidies and Contributions” are Busselton Jetty contributions of \$383K which is offset with YTD Actual spend on Contractors, Financial Services Insurance Recovered \$50K which is offset by insurance claim expenses, Environmental Management Operating Grants and Subsidies \$51k which is offset by increased project expenditure and Airport Operation Operating Grant for the Airline Engagement Project of \$57K which is offset with project expenditure.

The items predominately impacting the above “Other Revenue” performance is Sale of Scrap Material \$104K.

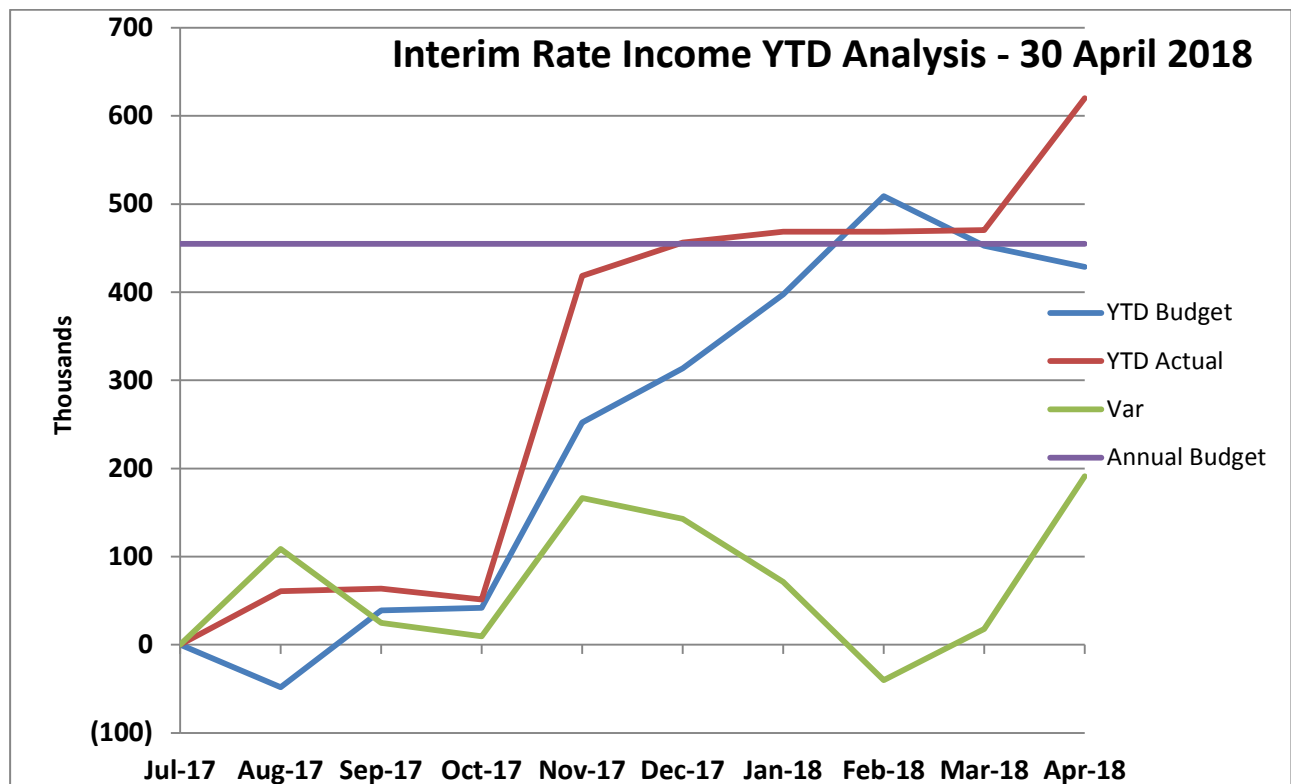
Interest earnings on Reserves and Restricted funds are currently ahead of YTD Budget in the amount of \$305k with \$101k in Rate Instalment and Late Payment interest currently ahead of YTD Budget. Rate Instalment interest is a timing difference only and it is also expected that Interest earnings on Reserves and Restricted funds will reduce in the coming months as funds are further drawn down to finance Capital projects contained within the City’s 2017/2018 Budget.

Interest on Municipal Funds are behind YTD Budget by the amount of \$158k and it is expected that this variation will become a permanent variation; this will however be offset with other positive Revenue outcomes.

The Officer notes that the above positive performance of “Operating Grants and Subsidies”, “Other Revenue” and “Interest Earnings” is added to by a positive collective performance of \$507K for Rates, and Fees and Charges; these items fall below the Material Variance reporting thresholds. These variations are considered to be that of a timing difference with the exception of Rate Revenue (\$202K) which is expected to be a permanent variation.

**Interim Rates:**

Officers continue to monitor Interim Rating Income levels and present the following information noting that the YTD Budget has already been achieved;

**Operating Expenditure:**

Expenditure from ordinary activities, excluding depreciation, is \$2.26M less than expected when compared to YTD Budget with the following items meeting the material variance reporting threshold set by Council for the 2017/2018 Financial Year.

	2017/2018 Actual	2017/2018 Amended Budget YTD	2017/2018 Amended Budget	2017/18 YTD Bud Variance	2017/18 YTD Bud Variance
	\$	\$	\$	%	\$
<b>Expenses from Ordinary Activities</b>					
Materials & Contracts	(11,921,643)	(13,964,471)	(16,914,999)	14.63%	2,042,828
Allocations	1,398,541	1,595,436	1,996,270	12.34%	(196,895)

**Materials and Contracts:**

The main items affected are listed below, at this stage these variances are considered to be that of a timing nature:

Cost Code	Cost Code Description / GL Activity	Variance YTD
<b>Finance and Corporate Services</b>		
10100	Finance & Corporate Services Support	● 25,751
10250	Information & Communication Technology Services	● 116,660
10251	Business Systems	● 172,027
10500	Legal and Compliance Services	● 31,515
10521	Human Resources & Payroll	● 24,717
<b>Community and Commercial Services</b>		
10591	Geographe Leisure Centre	● 74,461
10600	Busselton Jetty Tourist Park	● 67,358
10635	Regional Centres Program	● 100,000
10900	Cultural Planning	● 53,787
11151	Airport Operations	● (58,974)
<b>Planning and Development Services</b>		
10500	Legal and Compliance Services	● 31,515
10820	Strategic Planning	● 151,512
10830	Environmental Management Administration	● 82,286
10850	Implement Management Plans Other	● 54,035
11170	Meelup Regional Park	● 81,515
<b>Engineering and Works Services</b>		
11101	Engineering Services Administration	● 112,467
11106	Street Lighting Installations	● 79,096
11108	Rural Intersection (Lighting) Compliance	● 37,500
11160	Busselton Jetty	● 451,887
12620	Rural-Tree Pruning	● 27,489
Various	Bridge Maintenance	● 60,506
Various	Building Maintenance	● 191,496
C8500	Cycleways Maintenance Busselton	● (28,404)
Various	Waste Operations	● 416,807
Various	Road Maintenance	● (244,863) **
Various	Reserve Maintenance	● (374,466) **
5280	Transport - Fleet Management	● 106,026

**Note:** \*\* These items are offset by savings in employee costs.

**Allocations:**





















Allocations are running \$197k under YTD Budget; these items are an internal allocation of administrative costs from the Finance and Corporate Services division.

The Officer further notes that the above combined performance of “Materials and Contracts” and “Allocations” is added to by a positive collective performance of \$1.13M for Employee Costs, Utilities, Insurances and Other Expenditure.

**Non-Operating Grants, Subsidies and Contributions:**

Non-Operating Grants, Subsidies and Contributions are less than YTD Budget by \$8.62M with the main item impacting on the above result is the timing of the receipt of "Airport Development - Project Grant" with a current negative result of \$8.38M; this is a timing difference in nature and effectively Municipal Funds are currently being utilised to offset the level of current expenditure for this project.

Other items impacting Non-Operating Grants, Subsidies and Contributions are as follows:

Cost Code	Cost Code Description	Variance YTD
<b><u>Finance and Corporate Services</u></b>		
10239	Contributions (Revenue) Prog 11	 (124,042)
10240	Contributions (Revenue) Prog 12	 45,392
<b><u>Community and Commercial Services</u></b>		
10900	Cultural Planning	 32,246
C6097	Airport Construction Stage 1B, Jet Fuel	 (220,830)
C6099	Airport Development - Project Expenses	 (8,376,293)
<b><u>Planning and Development Services</u></b>		
B1023	Vasse Bushfire Brigade	 503,968
B1029	Busselton Branch SES	 49,194
<b><u>Engineering and Works Services</u></b>		
B9517	GLC - Pool Relining	 32,000
B9999	Donated Buildings	 180,000
C1513	Port Geographe Boat Trailer Parking Layout Redevelopment	 (85,875)
C2512	Sand Re-Nourishment	 (45,830)
F1019	Busselton Bypass - Country Road Footpath	 (42,388)
F1020	College Avenue Shared Path	 (114,000)
S0049	Layman Road	 (83,330)
S0064	Peel Terrace	 (336,670)
S0066	Queen Street	 (73,330)
S0068	Georgiana Molloy Bus Bay Facilities	 (120,000)
T0079	Patton Terrace - Asphalt Overlay	 (57,519)
T0080	Craig Street - Asphalt Overlay	 73,330
T0084	Yelverton Road- Rural reconstruction & widening	 98,274

**Capital Expenditure**

As at 30 April 2018, there is a variance of -41.03% or -\$27.48M in total capital expenditure with YTD Actual at -\$40.01M against a YTD Budget of -\$67.86M; with the table below showing those categories exceeding the 10% material variance threshold. The Airport Development makes up for \$12.24M or 44% of the overall variance which also assists in explaining the above current YTD shortfall in Non-Operating Grants.

Other items impacting Capital Expenditure are as follows:

	Description	2017/18 Budget YTD Variance
	<b>Land</b>	
10610	Property Services Administration	● (50,000)
10970	Parking Control	● (1,525,000)
11156	Airport Development	● 38,114
R0780	Dunsborough - Commonage Road Oval	● (1,600,000)
	<b>Major Project - Administration Building</b>	
B9010	Civic and Administration Centre Construction	● (78,174)
	<b>Buildings (Other)</b>	
B9112	Ambergate Bushfire Brigade Shed	● (102,610)
B9517	GLC - Pool Relining	● (254,739)
B9528	GLC - Plant Room	● (92,513)
B9591	Performing Arts Convention Centre	● (75,000)
B9716	Airport Terminal Stage 2	● (7,050,501)
B9804	Bsn Jetty Tourist Park Home	● (111,036)
	<b>Plant &amp; Equipment</b>	
10100	Finance & Corporate Services Support	● 49,161
10502	Community & Commercial Services Support	● (50,000)
10591	Geographe Leisure Centre	● 36,308
11401	Transport - Workshop	● (43,278)
11402	Plant Purchases (P10)	● (1,364,944)
11403	Plant Purchases (P11)	● (42,997)
11404	Plant Purchases (P12)	● (1,181,497)
	<b>Furniture &amp; Office Equipment</b>	
10251	Business Systems	● (114,151)
B1000	Administration Building- 2-16 Southern Drive	● (83,250)
B1361	YCAB (Youth Precinct Foreshore)	● (35,091)
	<b>Major Project - Busselton Foreshore</b>	
C3094	Busselton Foreshore - Stage 3	● 263,875
C3113	Busselton Tennis Club - Infrastructure	● (1,783,552)
C3150	Busselton Foreshore Stage 3: Toddler's Playground	● (101,681)
C3168	Busselton Foreshore Jetty Precinct	● (748,164)
C3173	Barnard Park Pavillion Landscaping	● 60,235
	<b>Major Project - Administration Building</b>	
C0043	Administration Building Carpark	● (100,995)



	Description	2017/18 Budget YTD Variance
	<b><u>Footpaths Construction</u></b>	
F0063	Yallingup Footpath	
F0066	Bussell Highway Footpath Sections	● (324,850)
F0074	Milward Street – Ford Road to Cookworthy Street	● (45,280)
F0075	Armitage Drive Footpath - Navigation Way to Avocet Boulevard	● (37,261)
	<b><u>Drainage Construction - Street</u></b>	
D0017	Chain Avenue - Drainage Works	● (44,902)
D0019	Johnston Avenue Drainage Upgrade - Stage 2	● (83,621)
	<b><u>Car Parking Construction</u></b>	
C0044	Meelup Coastal Nodes - Carpark upgrade	● (58,899)
	<b><u>Bridges Construction</u></b>	
A0010	Queen Street Bridge 0240A	● 48,000
	<b><u>Cycleways Construction</u></b>	
F1019	Busselton Bypass - Country Road Footpath	● (155,133)
F1020	College Avenue Shared Path	● (132,883)
	<b><u>Townscape Construction</u></b>	
C1001	Queen Street Upgrade - Duchess to Kent Street	● (101,780)
C1024	Dunsborough Road Access Improvements Stage 1	● (480,109)
	<b><u>Boat Ramps Construction</u></b>	
C1513	Port Geographe Boat Trailer Parking Layout Redevelopment	● (92,204)

	Description	2017/18 Budget YTD Variance
	<b><u>Parks, Gardens &amp; Reserves</u></b>	
C3122	Rails to Trails	● (99,235)
C3134	Vasse Community & Recreation Precinct - AFL Oval Stage 1	● (37,619)
C3145	Churchill Park	● (57,958)
C3146	Dunsborough Town Centre	● (73,977)
C3154	Administration Building Landscaping Works	● 191,193
C3157	Port Geographe - Layman Road Native Tree Planting	● (29,070)
C3159	Port Geographe - Burgee Cove (Western Side of Bridge)	● (78,803)
C3160	Port Geographe - Reticulated POS at Layman Rd R/About	● (207,603)
C3163	Port Geographe - Outstanding Minor Repairs	● (25,100)
C3164	Port Geographe - Reticulation Upgrade Scheme to Bore Water	● (279,450)
C3165	Foreshore - Irrigation Renewal	● (50,148)
C3166	Vasse River Foreshore - Bridge to Bridge project Stage 1	● (60,193)
C3167	Advanced Bore Monitoring Equipment	● (83,330)
	<b><u>Sanitation Infrastructure</u></b>	
C3479	New Cell Development	● (487,424)
C3481	Transfer Station Development	● (26,967)
C3485	Site Rehabilitation - Busselton	● (603,964)
	<b><u>Airport Development</u></b>	
C6087	Airport Construction Stage 2, Landside Civils & Services Inf	● (4,054,804)
C6091	Airport Construction Stage 2, Noise Management Plan	● (303,729)
C6092	Airport Construction Stage 2, Airfield	● 1,689,676
C6095	Airport Construction Stage 2, External Services	● (1,758,562)
C6097	Airport Construction Stage 1B, Jet Fuel	● (512,500)
C6099	Airport Development - Project Expenses	● (284,729)
	<b><u>Main Roads</u></b>	
S0035	Strelly Street	● (82,944)
S0064	Peel Terrace	● (802,914)
S0066	Queen Street	● (165,012)
S0067	Layman Road - Reconstruction Between 3250 and 6190	● (162,474)
S0068	Georgiana Molloy Bus Bay Facilities	● (198,510)
S0314	Koorabin Drive - Reseal	● (150,255)
	<b><u>Roads to Recovery</u></b>	
T0079	Patton Terrace - Asphalt Overlay	● (63,025)
T0080	Craig Street - Asphalt Overlay	● 68,662
T0084	Yelverton Road- Rural reconstruction & widening	● 48,764

	Description	2017/18 Budget YTD Variance
	<b><u>Black Spot</u></b>	
V0002	Busselton/Dunsborough Traffic Implementation Works	● (490,000)
	<b><u>Council Roads Initiative</u></b>	
W0019	Marine Terrace	● (264,416)
W0108	Yelverton Road	● (250,323)
W0137	Edwards Road	● (127,278)
W0176	Signage (Alternate CBD Entry)	● (47,605)
W0192	Valley Road	● (39,030)
W0204	Greenfield Road (Loop) - One way layout	● (45,578)

The attachments to this report include detailed listings of the following capital expenditure (project) items, to assist in reviewing specific variances.

### **Investment Report**

*Pursuant to the Council's Investment Policy, a report is to be provided to the Council on a monthly basis, detailing the investment portfolio in terms of performance and counterparty percentage exposure of total portfolio. The report is also to provide details of investment income earned against budget, whilst confirming compliance of the portfolio with legislative and policy limits.*

As at 30<sup>th</sup> April 2018, the value of the City's invested funds totalled \$77.64M, down from \$79.87M as at 31<sup>st</sup> March. The decrease is attributed to the use of funds on the Airport Redevelopment Project and for general operating purposes.

During the month of April five term deposits held with three different institutions totalling \$16.0M matured. All were renewed for a further 109 days at 2.50% (on average).

Additionally two deposit held with two institutions totalling \$7.0M in Airport Redevelopment Funds matured. Funds totalling \$4.5M were withdrawn and amount of \$2.5M was reinvested for a period of 61 days at a rate of 2.1%. An amount of \$1.0M was repurposed in a funding source exchange necessitated by Investment Policy 218 exposure limit restrictions. The Funds withdrawn are required to meet ongoing Airport project expenses. The remaining funds were only reinvested for a short period as they are likely needed in a time frame shorter than the normal reinvestment period.

The balance of the 11am account (an intermediary account which offers immediate access to the funds compared to the term deposits and a higher rate of return compared to the cheque account) decreased by \$2.25M with the funds being required for operational purposes. The balance of the Airport Development ANZ cash account increased by \$4.51M, as funds were transferred in from the closed fixed term deposits. The RBA left official rates on hold during April and May. Future movements remain uncertain at this point, although the next movement is likely to be up.

**Chief Executive Officer – Corporate Credit Card**

Details of monthly (March-April) transactions made on the Chief Executive Officer's corporate credit card are provided below to ensure there is appropriate oversight and awareness of credit card transactions made.

Date	Amount	Payee	Description
26-Mar-18	\$161.60	Citadines	Mayor Accommodation Heritage Awards
09-Apr-18	\$413.00	The Manna Hahndorf	Accommodation LGCOG EAA Meeting C Lombard

*\*Funds debited against CEO Annual Professional Development Allowance as per employment Contract Agreement*

*+ Allocated against CEO Hospitality Expenses Allowance*

**CONCLUSION**

As at 30 April 2018, the City's financial performance is considered satisfactory.

**OFFICER RECOMMENDATION**

That the Council receives the statutory financial activity statement reports for the period ending 30 April 2018, pursuant to Regulation 34(4) of the Local Government (Financial Management) Regulations.

**City of Busselton****Statement of Financial Activity****For The Period Ending 30 April 2018**

	2017/2018 Actual	2017/2018 Amended Budget YTD	2017/2018 Original Budget YTD	2017/2018 Amended Budget	2017/2018 Original Budget	2017/18 YTD Bud (A) Variance
	\$	\$	\$	\$	\$	%
<b>Revenue from Ordinary Activities</b>						
Rates	45,076,091	44,873,534	44,815,024	44,919,351	44,860,841	0.45%
Operating Grants, Subsidies and Contributions	2,967,528	2,436,807	2,282,456	3,637,258	3,454,904	21.78%
Fees & Charges	13,982,689	13,677,646	13,677,646	15,175,277	15,175,277	2.23%
Other Revenue	449,274	328,755	306,426	426,167	403,838	36.66%
Interest Earnings	2,134,655	1,885,830	1,885,830	2,262,996	2,262,996	13.19%
	<b>64,610,237</b>	<b>63,202,572</b>	<b>62,967,382</b>	<b>66,421,049</b>	<b>66,157,856</b>	<b>2.23%</b>
<b>Expenses from Ordinary Activities</b>						
Employee Costs	(23,829,710)	(24,833,018)	(24,734,344)	(29,324,525)	(29,186,308)	4.04%
Materials & Contracts	(11,921,643)	(13,964,471)	(13,775,919)	(16,914,999)	(16,639,971)	14.63%
Utilities (Gas, Electricity, Water etc)	(1,996,336)	(2,149,650)	(2,149,650)	(2,580,822)	(2,580,822)	7.13%
Depreciation on non current assets	(15,391,045)	(15,033,740)	(15,033,740)	(18,003,380)	(18,003,380)	-2.38%
Insurance Expenses	(651,943)	(654,955)	(654,955)	(655,677)	(655,677)	0.46%
Other Expenditure	(2,353,590)	(2,325,545)	(2,361,315)	(3,191,692)	(3,464,535)	-1.21%
Allocations	1,398,541	1,595,436	1,595,436	1,996,270	1,996,270	12.34%
	<b>(54,745,726)</b>	<b>(57,365,943)</b>	<b>(57,114,487)</b>	<b>(68,674,825)</b>	<b>(68,534,423)</b>	<b>4.57%</b>
<b>Borrowings Cost Expense</b>						
Interest Expenses	(936,591)	(1,010,565)	(1,010,565)	(1,410,971)	(1,410,971)	7.32%
	<b>(936,591)</b>	<b>(1,010,565)</b>	<b>(1,010,565)</b>	<b>(1,410,971)</b>	<b>(1,410,971)</b>	<b>7.32%</b>
Non-Operating Grants, Subsidies and Contributions	12,868,526	21,488,948	21,494,872	43,655,339	42,079,630	-40.12%
Profit on Asset Disposals	48,793	16,100	16,100	22,400	22,400	203.06%
Loss on Asset Disposals	(640,882)	(5,250)	(5,250)	(6,252)	(6,252)	-12107.28%
	<b>12,276,437</b>	<b>21,499,798</b>	<b>21,505,722</b>	<b>43,671,487</b>	<b>42,095,778</b>	<b>-42.90%</b>
<b>Net Result</b>	<b>21,204,357</b>	<b>26,325,862</b>	<b>26,348,052</b>	<b>40,006,740</b>	<b>38,308,240</b>	<b>-19.45%</b>
<b>Adjustments for Non-cash Revenue &amp; Expenditure</b>						
Depreciation	15,391,045	15,033,740	15,033,740	18,003,380	18,003,380	
Donated Assets	(777,407)	0	0	(16,000,000)	(16,000,000)	
(Profit)/Loss on Sale of Assets	592,089	(10,850)	(10,850)	(16,148)	(16,148)	
Allocations & Other Adjustments	215	0	0	0	0	
Deferred Pensioner Movements	(18,441)	0	0	0	0	
Recording of Employee Entitlements (Provisions)	0	0	0	0	0	
Deposit & Bonds Movements (cash backed)	1,782,439	0	0	0	0	
<b>Capital Revenue &amp; (Expenditure)</b>						
Land & Buildings	(3,781,813)	(14,675,002)	(14,650,002)	(16,636,693)	(16,531,693)	74.23%
Plant & Equipment	(1,486,504)	(4,102,820)	(3,852,820)	(4,279,400)	(4,029,400)	63.77%
Furniture & Equipment	(441,989)	(763,581)	(763,581)	(830,212)	(830,212)	42.12%
Infrastructure	(34,306,344)	(48,316,044)	(48,230,920)	(60,684,321)	(59,905,821)	29.00%
Proceeds from Sale of Assets	297,911	612,850	612,850	635,150	635,150	-51.39%
Proceeds from New Loans	6,960,000	10,110,000	11,110,000	10,110,000	11,110,000	-31.16%
Self Supporting Loans - Repayment of Principal	54,872	51,320	51,320	73,466	73,466	6.92%
Total Loan Repayments - Principal	(1,853,445)	(1,972,659)	(1,972,659)	(2,780,982)	(2,780,982)	6.04%
Advances to Community Groups	(110,000)	(260,000)	(260,000)	(260,000)	(260,000)	57.69%
Transfer to Restricted Assets	(2,393,927)	(513,501)	(513,501)	(625,751)	(625,751)	-366.20%
Transfer from Restricted Assets	17,701,712	15,354,556	15,354,556	27,808,739	27,808,739	15.29%
Transfer to Reserves	(10,598,281)	(13,372,783)	(13,372,783)	(16,285,572)	(16,285,572)	20.75%
Transfer from Reserves	4,185,307	1,146,659	1,146,659	19,921,964	19,486,964	265.00%
Opening Funds Surplus/ (Deficit)	1,839,640	1,839,640	1,839,640	1,839,640	1,839,640	
<b>Net Current Position - Surplus / (Deficit)</b>	<b>14,241,436</b>	<b>(13,512,613)</b>	<b>(12,130,299)</b>	<b>0.00</b>	<b>0.00</b>	

**City of Busselton**

**Net Current Position**

**For The Period Ending 30 April 2018**

	2017/18 Actual	2017/18 Amended Budget	2017/18 Original Budget	2016/17 Actual
	\$	\$	\$	\$
<b><u>NET CURRENT ASSETS</u></b>				
<b><u>CURRENT ASSETS</u></b>				
Cash - Unrestricted	8,583,245	1,025,543	1,025,543	4,815,096
Cash - Restricted	75,842,798	53,828,018	54,263,018	81,774,380
Sundry Debtors	4,382,059	1,500,000	1,500,000	2,872,111
Rates Outstanding - General	2,382,131	950,000	950,000	950,768
Stock on Hand	16,543	24,457	24,457	24,457
	<u>91,206,776</u>	<u>57,328,018</u>	<u>57,763,018</u>	<u>90,436,812</u>
<b><u>LESS: CURRENT LIABILITIES</u></b>				
Bank Overdraft	0	0	0	0
Sundry Creditors	1,122,542	3,500,000	3,500,000	6,822,792
Performance Bonds	3,996,618	2,214,179	2,214,179	2,214,179
	<u>5,119,160</u>	<u>5,714,179</u>	<u>5,714,179</u>	<u>9,036,971</u>
Current Position (inclusive of Restricted Funds)	86,087,616	51,613,839	52,048,839	81,399,841
Add: Cash Backed Liabilities (Deposits & Bonds)	3,996,618	2,214,179	2,214,179	2,214,179
Less: Cash - Restricted Funds	(75,842,798 )	(53,828,018 )	(54,263,018 )	(81,774,380 )
<b><u>NET CURRENT ASSET POSITION</u></b>	<u>14,241,436</u>	<u>0</u>	<u>0</u>	<u>1,839,640</u>

City of BusseltonCapital Acquisition ReportProperty, Plant & Equipment, InfrastructureFor the Period Ended 30 April 2018

Description	2017/18 Actual	2017/18 Amended Budget YTD	2017/18 Original Budget YTD	2017/18 Amended Budget	2017/18 Original Budget	2017/18 Budget YTD Variance
	\$	\$	\$	\$	\$	%
<b>&gt;&gt; Property, Plant &amp; Equipment</b>						
<b>Land</b>						
10610 Property Services Administration	0	50,000	50,000	100,000	100,000	-100.00%
10970 Parking Control	0	1,525,000	1,525,000	1,525,000	1,525,000	-100.00%
11156 Airport Development	138,114	100,000	100,000	100,000	100,000	38.11%
R0780 Dunsborough - Commonage Road Oval	0	1,600,000	1,600,000	1,600,000	1,600,000	-100.00%
	138,114	3,275,000	3,275,000	3,325,000	3,325,000	-95.78%
<b>Buildings</b>						
<b>Major Projects</b>						
<b>Major Project - Busselton Foreshore</b>						
B9570 Foreshore East-Youth Precinct Community Youth Building/SLSC	1,338,371	1,351,078	1,351,078	1,351,078	1,351,078	-0.94%
B9583 Railway House	1,645	16,670	16,670	20,000	20,000	-90.13%
B9593 Barnard Park Pavilion	348,899	350,969	350,969	350,969	350,969	-0.59%
B9600 Old Busselton Lighthouse	0	0	0	80,000	80,000	0.00%
B9603 Community Youth Building (Non-grant Funded)	13,784	0	0	0	0	0.00%
	1,702,699	1,718,717	1,718,717	1,802,047	1,802,047	-0.93%
<b>Major Project - Administration Building</b>						
B9010 Civic and Administration Centre Construction	1,045,729	1,123,903	1,123,903	1,140,537	1,140,537	-6.96%
	1,045,729	1,123,903	1,123,903	1,140,537	1,140,537	-6.96%
<b>Buildings (Other)</b>						
B9112 Ambergate Bushfire Brigade Shed	150	102,760	102,760	203,307	123,307	-99.85%
B9300 Aged Housing Capital Improvements - Winderup	24,906	22,000	22,000	33,000	33,000	13.21%
B9301 Aged Housing Capital Improvements - Harris Road	43,565	36,000	11,000	47,000	22,000	21.01%
B9302 Aged Housing Capital Improvements - Winderup Court (City)	10,680	33,330	33,330	40,000	40,000	-67.96%
B9517 GLC - Pool Relining	220,309	475,048	475,048	570,000	570,000	-53.62%
B9528 GLC - Plant Room	15,891	108,404	108,404	130,000	130,000	-85.34%
B9591 Performing Arts Convention Centre	0	75,000	75,000	100,000	100,000	-100.00%
B9594 Vasse Community Recreation Precinct	64,787	41,670	41,670	50,000	50,000	55.48%
B9602 Point Piquet Toilet Block	4,390	0	0	0	0	0.00%
B9716 Airport Terminal Stage 2	449,499	7,500,000	7,500,000	9,000,000	9,000,000	-94.01%
B9804 Bsn Jetty Tourist Park Home	52,134	163,170	163,170	195,802	195,802	-68.05%
B9807 Bsn Jetty Tourist Park Building Air Conditioners	8,959	0	0	0	0	0.00%
	895,271	8,557,382	8,532,382	10,369,109	10,264,109	-89.54%
<b>Total Buildings</b>	<b>3,643,699</b>	<b>11,400,002</b>	<b>11,375,002</b>	<b>13,311,693</b>	<b>13,206,693</b>	<b>-68.04%</b>
<b>Plant &amp; Equipment</b>						
10100 Finance & Corporate Services Support	49,161	0	0	0	0	0.00%
10502 Community & Commercial Services Support	0	50,000	50,000	50,000	50,000	-100.00%
10591 Geographe Leisure Centre	36,308	0	0	0	0	0.00%
10600 Busselton Jetty Tourist Park	10,970	0	0	0	0	0.00%
10610 Property Services Administration	33,417	35,000	35,000	35,000	35,000	-4.52%
10630 Property and Business Development	38,724	40,000	40,000	40,000	40,000	-3.19%
10810 Statutory Planning	65,113	70,000	70,000	70,000	70,000	-6.98%
10850 Implement Management Plans Other	935	0	0	0	0	0.00%
10920 Environmental Health Services Administration	32,133	35,000	35,000	37,000	37,000	-8.19%
10922 Preventative Services - Mosquitoes	40,188	39,420	39,420	39,500	39,500	1.95%
10950 Animal Control	67,960	79,600	79,600	79,600	79,600	-14.62%
11107 Engineering Services Design	32,814	35,000	35,000	35,000	35,000	-6.25%
11170 Meelup Regional Park	1,981	0	0	0	0	0.00%
11401 Transport - Workshop	4,722	48,000	48,000	53,000	53,000	-90.16%
11402 Plant Purchases (P10)	730,356	2,095,300	1,845,300	2,095,300	1,845,300	-65.14%
11403 Plant Purchases (P11)	142,003	185,000	185,000	328,000	328,000	-23.24%
11404 Plant Purchases (P12)	196,503	1,378,000	1,378,000	1,402,000	1,402,000	-85.74%
G0030 Busselton Transfer Station	0	4,170	4,170	5,000	5,000	-100.00%
G0031 Dunsborough Waste Facility	3,218	8,330	8,330	10,000	10,000	-61.37%
	1,486,504	4,102,820	3,852,820	4,279,400	4,029,400	-63.77%

## City of Busselton

## Capital Acquisition Report

## Property, Plant &amp; Equipment, Infrastructure

## For the Period Ended 30 April 2018

Description	2017/18 Actual	2017/18 Amended Budget YTD	2017/18 Original Budget YTD	2017/18 Amended Budget	2017/18 Original Budget	2017/18 Budget YTD Variance
<b>Furniture &amp; Office Equipment</b>						
10250 Information & Communication Technology Services	106,697	86,070	86,070	103,276	103,276	23.97%
10251 Business Systems	109,509	223,660	223,660	268,400	268,400	-51.04%
10380 Busselton Library	0	5,000	5,000	5,000	5,000	-100.00%
10381 Dunsborough Library	0	20,110	20,110	24,130	24,130	-100.00%
10530 Community Services Administration	6,276	0	0	0	0	0.00%
10590 Naturaliste Community Centre	0	15,720	15,720	15,720	15,720	-100.00%
10591 Geographe Leisure Centre	10,729	35,450	35,450	42,540	42,540	-69.74%
10616 Winderup Villas Aged Housing	1,736	4,500	4,500	6,000	6,000	-61.42%
10617 Harris Road Aged Housing	1,768	2,625	2,625	3,500	3,500	-32.66%
10625 Art Geo Administration	13,676	12,000	12,000	12,000	12,000	13.97%
10900 Cultural Planning	67,500	86,000	86,000	77,030	77,030	-21.51%
10920 Environmental Health Services Administration	6,574	9,830	9,830	10,000	10,000	-33.13%
10930 Fire Prevention Council	2,332	0	0	0	0	0.00%
11401 Transport - Workshop	1,525	0	0	0	0	0.00%
11500 Operations Services Administration	3,187	0	0	0	0	0.00%
12660 Traffic Signs & Control Equipment	6,800	0	0	0	0	0.00%
B1000 Administration Building- 2-16 Southern Drive	27,750	111,000	111,000	111,000	111,000	-75.00%
B1010 Ambergate Bushfire Brigade	0	2,464	2,464	2,464	2,464	-100.00%
B1013 Dunsborough Bushfire Brigade	1,890	4,833	4,833	4,833	4,833	-60.90%
B1014 Eagle Bay Bushfire Brigade	1,890	4,833	4,833	4,833	4,833	-60.90%
B1015 Hithergreen District Bushfire Brigade	1,890	4,833	4,833	4,833	4,833	-60.90%
B1018 Kaloorup Bushfire Brigade	0	2,464	2,464	2,464	2,464	-100.00%
B1019 Metricup Bushfire Brigade	0	2,464	2,464	2,464	2,464	-100.00%
B1022 Sussex Bushfire Brigade	0	2,464	2,464	2,464	2,464	-100.00%
B1023 Vasse Bushfire Brigade	0	2,464	2,464	2,464	2,464	-100.00%
B1024 Wilyabrup Bushfire Brigade	0	2,464	2,464	2,464	2,464	-100.00%
B1025 Yallingup Coastal Bushfire Brigade	500	4,833	4,833	4,833	4,833	-89.65%
B1026 Yallingup Rural Bushfire Brigade	0	2,464	2,464	2,464	2,464	-100.00%
B1028 Yoongarillup Bushfire Brigade	0	2,464	2,464	2,464	2,464	-100.00%
B1029 Busselton Branch SES	0	12,572	12,572	12,572	12,572	-100.00%
B1357 Railway House	3,330	0	0	0	0	0.00%
B1361 YCAB (Youth Precinct Foreshore)	64,909	100,000	100,000	100,000	100,000	-35.09%
B1451 Depot Building -Dunsborough	1,525	0	0	0	0	0.00%
	441,989	763,581	763,581	830,212	830,212	-42.12%
<b>Sub-Total Property, Plant &amp; Equipment</b>	<b>5,710,306</b>	<b>19,541,403</b>	<b>19,266,403</b>	<b>21,746,305</b>	<b>21,391,305</b>	<b>-70.78%</b>
<b>&gt;&gt; Infrastructure</b>						
<b>Major Project - Busselton Foreshore</b>						
C0016 Barnard Park Carpark	40,826	40,000	40,000	40,000	40,000	2.07%
C3094 Busselton Foreshore - Stage 3	3,130,855	2,866,980	2,866,980	3,440,383	3,440,383	9.20%
C3113 Busselton Tennis Club - Infrastructure	508,118	2,291,670	2,291,670	2,750,000	2,750,000	-77.83%
C3148 Busselton Foreshore Stage 3: Foreshore Landscaping	1,155	0	0	0	0	0.00%
C3150 Busselton Foreshore Stage 3: Toddler's Playground	57,489	159,170	159,170	191,000	191,000	-63.88%
C3168 Busselton Foreshore Jetty Precinct	2,585,166	3,333,330	3,333,330	4,500,000	4,000,000	-22.44%
C3173 Barnard Park Pavilion Landscaping	60,235	0	0	0	0	0.00%
	6,383,844	8,691,150	8,691,150	10,921,383	10,421,383	-26.55%
<b>Major Project - Administration Building</b>						
C0043 Administration Building Carpark	149,005	250,000	250,000	250,000	250,000	-40.40%
	149,005	250,000	250,000	250,000	250,000	-40.40%
<b>Footpaths Construction</b>						
F0035 Dunsborough Lakes Drive to N.C.C.	62	5,800	127,536	7,000	152,000	-98.93%
F0063 Yallingup Footpath	0	0	26,160	200	31,395	0.00%
F0066 Bussell Highway Footpath Sections	0	324,850	324,850	389,820	389,820	-100.00%
F0073 Bussell H/way Footpath - Opp Corner Store to Warden Crossing	14,874	20,988	20,988	25,000	25,000	-29.13%
F0074 Milward Street - Ford Road to Cookworthy Street	872	46,152	46,152	55,000	55,000	-98.11%
F0075 Armitage Drive Footpath - Navigation Way to Avocet Boulevard	1,587	38,848	50,348	46,195	60,000	-95.91%
F0076 Vasse Bypass Road Footpath	51,541	65,000	65,000	65,000	65,000	-20.71%
	68,937	501,638	661,034	588,215	778,215	-86.26%
<b>Drainage Construction - Street</b>						
D0009 Busselton LIA - Geocatch Drain Partnership	7,102	0	0	30,000	30,000	0.00%
D0010 Dunsborough / Busselton Drainage Upgrades	62,482	57,918	57,918	69,000	69,000	7.88%



City of BusseltonCapital Acquisition ReportProperty, Plant & Equipment, InfrastructureFor the Period Ended 30 April 2018

Description	2017/18 Actual	2017/18 Amended Budget YTD	2017/18 Original Budget YTD	2017/18 Amended Budget	2017/18 Original Budget	2017/18 Budget YTD Variance
D0015 Valley Road Drainage Upgrade	8,831	6,670	216,510	8,010	258,010	32.39%
D0016 Vasse Highway Drainage Works	55,616	45,023	22,523	52,523	22,523	23.53%
D0017 Chain Avenue - Drainage Works	5,098	50,000	50,000	60,000	60,000	-89.80%
D0018 Centurion Way - Drainage Works	0	21,500	0	21,500	0	-100.00%
D0019 Johnston Avenue Drainage Upgrade - Stage 2	48,379	132,000	0	220,000	0	-63.35%
	187,508	313,111	346,951	461,033	439,533	-40.11%
<b>Car Parking Construction</b>						
C0044 Meelup Coastal Nodes - Carpark upgrade	139,241	198,140	198,140	237,764	237,764	-29.73%
	139,241	198,140	198,140	237,764	237,764	-29.73%
<b>Bridges Construction</b>						
A0010 Queen Street Bridge 0240A	288,000	240,000	240,000	288,000	288,000	20.00%
A0021 Ambergate Bridge - 3393	0	0	0	90,000	90,000	0.00%
A0022 Yallingup Beach Road Bridge - 3347	0	0	0	222,000	222,000	0.00%
	288,000	240,000	240,000	600,000	600,000	20.00%
<b>Cycleways Construction</b>						
F1019 Busselton Bypass - Country Road Footpath	30,769	185,902	185,902	222,000	222,000	-83.45%
F1020 College Avenue Shared Path	95,117	228,000	0	380,000	0	-58.28%
	125,886	413,902	185,902	602,000	222,000	-69.59%
<b>Townscape Construction</b>						
C1001 Queen Street Upgrade - Duchess to Kent Street	1,550	103,330	103,330	124,000	124,000	-98.50%
C1024 Dunsborough Road Access Improvements Stage 1	12,521	492,630	492,630	591,155	591,155	-97.46%
	14,071	595,960	595,960	715,155	715,155	-97.64%
<b>Boat Ramps Construction</b>						
C1513 Port Geographe Boat Trailer Parking Layout Redevelopment	20,206	112,410	112,410	224,819	224,819	-82.03%
	20,206	112,410	112,410	224,819	224,819	-82.03%
<b>Beach Restoration</b>						
C2504 Groyne Construction	8,550	20,020	20,020	40,040	40,040	-57.29%
C2512 Sand Re-Nourishment	115,112	91,670	91,670	110,000	110,000	25.57%
C2520 Coastal Protection Works	28,229	37,500	37,500	45,000	45,000	-24.72%
C2524 Wonnerup Coastal Defence (Groyne)	77,380	73,335	73,335	73,335	73,335	5.52%
	229,271	222,525	222,525	268,375	268,375	3.03%
<b>Parks, Gardens &amp; Reserves</b>						
C3006 Playgrounds General - Replacement of playground equipment	7,081	16,760	16,760	20,000	20,000	-57.75%
C3007 Park Furniture Replacement - Replace aged & unsafe Equip	30,419	12,500	12,500	15,000	15,000	143.35%
C3014 Meelup Park - Fire Access Trail	10,161	16,670	16,670	20,000	20,000	-39.05%
C3122 Rails to Trails	16,760	115,995	115,995	165,310	165,310	-85.55%
C3131 Elijah Circle POS	15,380	33,362	33,362	40,000	40,000	-53.90%
C3134 Vasse Community & Recreation Precinct - AFL Oval Stage 1	4,051	41,670	41,670	50,000	50,000	-90.28%
C3145 Churchill Park	62,042	120,000	0	150,000	0	-48.30%
C3146 Dunsborough Town Centre	1,203	75,180	75,180	90,000	90,000	-98.40%
C3154 Administration Building Landscaping Works	408,143	216,950	216,950	250,000	250,000	88.13%
C3157 Port Geographe - Layman Road Native Tree Planting	90	29,160	29,160	35,000	35,000	-99.69%
C3158 Port Geographe - Casuarina Replacements on Layman Road	18,900	33,362	33,362	40,000	40,000	-43.35%
C3159 Port Geographe - Burgee Cove (Western Side of Bridge)	358	79,160	79,160	95,000	95,000	-99.55%
C3160 Port Geographe - Reticulated POS at Layman Rd R/About	1,008	208,610	208,610	250,000	250,000	-99.52%
C3161 Port Geographe-Layman Road to Lanyard Boulevard (Planting)	334	16,670	16,670	20,000	20,000	-97.99%
C3163 Port Geographe - Outstanding Minor Repairs	0	25,100	25,100	30,000	30,000	-100.00%
C3164 Port Geographe - Reticulation Upgrade Scheme to Bore Water	0	279,450	279,450	335,000	335,000	-100.00%
C3165 Foreshore - Irrigation Renewal	0	50,148	50,148	60,000	60,000	-100.00%
C3166 Vasse River Foreshore - Bridge to Bridge project Stage 1	2,307	62,500	62,500	75,000	75,000	-96.31%
C3167 Advanced Bore Monitoring Equipment	0	83,330	83,330	100,000	100,000	-100.00%
C3169 Relocatable Bike Racks	9,926	9,170	9,170	11,000	11,000	8.24%
C3170 Yallingup Beach Showers	38,475	33,330	33,330	40,000	40,000	15.44%
C3171 Dunsborough Foreshore Beach Showers	4,981	4,170	4,170	5,000	5,000	19.45%
C3172 Vasse Newtown - AFL Oval Stage 2	285,628	276,900	276,900	332,275	332,275	3.15%
C3177 Shade Sail Program	3,670	0	0	0	0	0.00%
	920,915	1,840,147	1,720,147	2,228,585	2,078,585	-49.95%

City of BusseltonCapital Acquisition ReportProperty, Plant & Equipment, InfrastructureFor the Period Ended 30 April 2018

Description	2017/18 Actual	2017/18 Amended Budget YTD	2017/18 Original Budget YTD	2017/18 Amended Budget	2017/18 Original Budget	2017/18 Budget YTD Variance
<b>Cemetery Capital Works</b>						
C1609 Pioneer Cemetery - Implement Conservation Plan	7,277	16,692	16,692	20,000	20,000	-56.40%
	7,277	16,692	16,692	20,000	20,000	-56.40%
<b>Aged Housing - Infrastructure Works</b>						
C3451 Aged Housing Infrastructure (Upgrade)	13,656	0	0	13,000	13,000	0.00%
	13,656	0	0	13,000	13,000	0.00%
<b>Sanitation Infrastructure</b>						
C3479 New Cell Development	241,737	729,160	729,160	875,000	875,000	-66.85%
C3481 Transfer Station Development	61,783	88,750	88,750	106,500	106,500	-30.39%
C3485 Site Rehabilitation - Busselton	291,866	895,830	895,830	1,075,000	1,075,000	-67.42%
	595,386	1,713,740	1,713,740	2,056,500	2,056,500	-65.26%
<b>Airport Development</b>						
C6087 Airport Construction Stage 2, Landside Civils & Services Inf	3,111,856	7,166,660	0	8,600,000	0	-56.58%
C6090 Parks & Gardens Airport Stage 2	0	0	500,000	0	600,000	0.00%
C6091 Airport Construction Stage 2, Noise Management Plan	112,941	416,670	416,670	500,000	500,000	-72.89%
C6092 Airport Construction Stage 2, Airfield	16,273,006	14,583,330	14,583,330	17,500,000	17,500,000	11.59%
C6093 Airport Construction Stage 2, Car Park & Access Roads	0	0	5,000,000	0	6,000,000	0.00%
C6095 Airport Construction Stage 2, External Services	408,108	2,166,670	3,833,330	2,600,000	4,600,000	-81.16%
C6097 Airport Construction Stage 1B, Jet Fuel	0	512,500	512,500	615,000	615,000	-100.00%
C6099 Airport Development - Project Expenses	1,137,856	1,422,585	1,422,585	1,701,890	1,701,890	-20.01%
	21,043,768	26,268,415	26,268,415	31,516,890	31,516,890	-19.89%
<b>Main Roads</b>						
S0035 Strelly Street	377,220	460,164	460,164	549,859	549,859	-18.02%
S0049 Layman Road	560,243	560,580	560,580	672,701	672,701	-0.06%
S0051 Causeway Road	130,619	115,860	115,860	139,032	139,032	12.74%
S0064 Peel Terrace	119,356	922,270	922,270	1,102,549	1,102,549	-87.06%
S0066 Queen Street	46,998	212,010	212,010	254,412	254,412	-77.83%
S0067 Layman Road - Reconstruction Between 3250 and 6190	341,354	503,828	503,828	600,000	600,000	-32.25%
S0068 Georgiana Molloy Bus Bay Facilities	1,490	200,000	200,000	200,000	200,000	-99.26%
S0314 Koorabin Drive - Reseal	58,867	209,122	209,122	250,000	250,000	-71.85%
S0315 Guerin Street - Asphalt Overlay	52,967	71,920	71,920	85,907	85,907	-26.35%
	1,689,114	3,255,754	3,255,754	3,854,460	3,854,460	-48.12%
<b>Roads to Recovery</b>						
T0004 Chapman Hill Road	80,531	77,040	77,040	92,000	92,000	4.53%
T0016 Puzey Road	122,138	129,224	129,224	155,000	155,000	-5.48%
T0026 Kaloourup Road	34,682	36,028	36,028	43,000	43,000	-3.74%
T0061 Jindong Treeton Road	13,803	20,844	20,844	25,000	25,000	-33.78%
T0077 Florence Rd Gravel Resheet Slik 0.30 - 1.00	29,438	29,310	29,310	35,000	35,000	0.44%
T0078 Taylor Rd Gravel Resheet Slik 0.00 - 1.14	49,988	40,206	40,206	48,000	48,000	24.33%
T0079 Patton Terrace - Asphalt Overlay	162,079	225,104	225,104	269,000	269,000	-28.00%
T0080 Craig Street - Asphalt Overlay	195,864	127,202	127,202	152,000	152,000	53.98%
T0082 Hakea Way - Asphalt Overlay	0	8	8	0	0	-100.00%
T0083 Pinnock Place - Asphalt Overlay	37,469	33,406	33,406	40,000	40,000	12.16%
T0084 Yelverton Road- Rural reconstruction & widening	540,114	491,350	491,350	589,624	589,624	9.92%
	1,266,106	1,209,722	1,209,722	1,448,624	1,448,624	4.66%
<b>Black Spot</b>						
V0002 Busselton/Dunsborough Traffic Implementation Works	10,000	500,000	500,000	2,325,000	2,325,000	-98.00%
	10,000	500,000	500,000	2,325,000	2,325,000	-98.00%
<b>Council Roads Initiative</b>						
W0018 Kaloourup Road	6,155	0	0	0	0	0.00%
W0019 Marine Terrace	153,976	418,392	418,392	500,000	500,000	-63.20%
W0066 Court Street	14,405	18,750	18,750	22,500	22,500	-23.17%
W0108 Yelverton Road	657,247	907,570	907,570	1,080,376	1,080,376	-27.58%
W0136 DAIP Issues District ACROD Bays, ramps, signs etc	9,489	30,660	30,660	36,792	36,792	-69.05%

City of Busselton

Capital Acquisition Report

Property, Plant & Equipment, Infrastructure

For the Period Ended 30 April 2018

Description	2017/18 Actual	2017/18 Amended Budget YTD	2017/18 Original Budget YTD	2017/18 Amended Budget	2017/18 Original Budget	2017/18 Budget YTD Variance
W0137 Edwards Road	0	127,278	127,278	152,000	152,000	-100.00%
W0150 Roe Terrace Busselton	0	16,670	16,670	20,000	20,000	-100.00%
W0176 Signage (Alternate CBD Entry)	2,395	50,000	50,000	60,000	60,000	-95.21%
W0177 Strelley Street	26,039	50,000	50,000	60,000	60,000	-47.92%
W0192 Valley Road	0	39,030	39,030	46,840	46,840	-100.00%
W0198 Senior Citizens Access Road (Peel Tce)	52,636	38,750	38,750	46,500	46,500	35.84%
W0200 Farquhar Rd Gravel Resheet Sil 0.60 - 2.10	36,123	44,390	44,390	53,000	53,000	-18.62%
W0201 McDonald Rd Gravel Resheet Sil 1.40 - 2.49	50,041	41,870	41,870	50,010	50,010	19.52%
W0202 Costello Road - Asphalt Overlay	69,060	59,412	59,412	71,000	71,000	16.24%
W0203 Coates Street - Asphalt Overlay	45,540	46,028	46,028	55,000	55,000	-1.06%
W0204 Greenfield Road (Loop) - One way layout	1,280	46,858	46,858	56,000	56,000	-97.27%
W0205 Churchill Park New Entry Road to Croquet Club	0	0	62,140	0	74,000	0.00%
W0206 Churchill Park Fire Hydrant Relocation	0	0	7,500	0	9,000	0.00%
W0207 Busselton Highway Pavement Deformation	0	10,000	10,000	10,000	10,000	-100.00%
W0208 Plover Court	29,767	27,080	27,080	32,500	32,500	9.92%
	1,154,155	1,972,738	2,042,378	2,352,518	2,435,518	-41.49%
Sub-Total Infrastructure	34,306,344	48,316,044	48,230,920	60,684,321	59,905,821	-29.00%
Grand Total - Capital Acquisitions	40,016,649	67,857,447	67,497,323	82,430,626	81,297,126	

City of BusseltonReserves Movement ReportFor The Period Ending 30 April 2018

	2017/2018 Actual	2017/2018 Amended Budget YTD	2017/2018 Original Budget YTD	2017/2018 Amended Budget	2017/2018 Original Budget	2016/2017 Actual
	\$	\$	\$	\$	\$	\$
<b>100 Airport Infrastructure Renewal and Replacement Reserve</b>						
Accumulated Reserves at Start of Year	1,428,767.68	1,428,767.68	1,428,767.68	1,428,767.68	1,428,767.68	940,036.19
Interest transfer to Reserves	33,253.30	27,630.00	27,630.00	33,156.00	33,156.00	33,323.88
Transfer from Muni	297,378.00	330,420.00	330,420.00	396,505.00	396,505.00	498,037.73
Transfer to Muni	0.00	0.00	0.00	(42,630.00)	(42,630.00)	(42,630.12)
	<u>1,759,398.98</u>	<u>1,786,817.68</u>	<u>1,786,817.68</u>	<u>1,815,798.68</u>	<u>1,815,798.68</u>	<u>1,428,767.68</u>
<b>101 Asset Depreciation Reserve</b>						
Accumulated Reserves at Start of Year	0.00	0.00	0.00	0.00	0.00	2,573,603.88
Transfer to Muni	0.00	0.00	0.00	0.00	0.00	(2,573,603.88)
	<u>0.00</u>	<u>0.00</u>	<u>0.00</u>	<u>0.00</u>	<u>0.00</u>	<u>0.00</u>
<b>102 Climate Adaptation Reserve</b>						
Accumulated Reserves at Start of Year	1,900,992.93	1,900,992.93	1,900,992.93	1,900,992.93	1,900,992.93	1,768,390.03
Interest transfer to Reserves	40,960.02	36,760.00	36,760.00	44,112.00	44,112.00	54,921.29
Transfer from Muni	340,290.00	378,100.00	378,100.00	650,703.14	650,703.14	453,720.00
Transfer to Muni	0.00	0.00	0.00	(195,000.00)	(195,000.00)	(376,038.39)
	<u>2,282,242.95</u>	<u>2,315,852.93</u>	<u>2,315,852.93</u>	<u>2,400,808.07</u>	<u>2,400,808.07</u>	<u>1,900,992.93</u>
<b>107 Corporate IT System Programme</b>						
Accumulated Reserves at Start of Year	125,981.19	125,981.19	125,981.19	125,981.19	125,981.19	132,062.14
Interest transfer to Reserves	2,452.04	2,440.00	2,440.00	2,928.00	2,928.00	3,543.05
Transfer to Muni	0.00	0.00	0.00	(53,276.00)	(53,276.00)	(9,624.00)
	<u>128,433.23</u>	<u>128,421.19</u>	<u>128,421.19</u>	<u>75,633.19</u>	<u>75,633.19</u>	<u>125,981.19</u>
<b>110 Jetty Maintenance Reserve</b>						
Accumulated Reserves at Start of Year	3,158,774.78	3,158,774.78	3,158,774.78	3,158,774.78	3,158,774.78	2,306,653.49
Interest transfer to Reserves	69,794.13	61,080.00	61,080.00	73,297.00	73,297.00	66,858.67
Transfer from Muni	377,690.13	372,363.00	372,363.00	1,195,004.00	1,195,004.00	1,177,344.00
Transfer to Muni	0.00	0.00	0.00	(989,438.00)	(989,438.00)	(392,081.38)
	<u>3,606,259.04</u>	<u>3,592,217.78</u>	<u>3,592,217.78</u>	<u>3,437,637.78</u>	<u>3,437,637.78</u>	<u>3,158,774.78</u>
<b>111 Legal Expenses Reserve</b>						
Accumulated Reserves at Start of Year	544,831.88	544,831.88	544,831.88	544,831.88	544,831.88	530,592.71
Interest transfer to Reserves	10,846.54	10,540.00	10,540.00	12,648.00	12,648.00	14,239.17
	<u>555,678.42</u>	<u>555,371.88</u>	<u>555,371.88</u>	<u>557,479.88</u>	<u>557,479.88</u>	<u>544,831.88</u>
<b>112 Long Service Leave Reserve</b>						
Accumulated Reserves at Start of Year	0.00	0.00	0.00	0.00	0.00	2,604,471.00
Transfer to Muni	0.00	0.00	0.00	0.00	0.00	(2,604,471.00)
	<u>0.00</u>	<u>0.00</u>	<u>0.00</u>	<u>0.00</u>	<u>0.00</u>	<u>0.00</u>
<b>114 City Car Parking and Access Reserve</b>						
Accumulated Reserves at Start of Year	623,501.69	623,501.69	623,501.69	623,501.69	623,501.69	427,856.90
Interest transfer to Reserves	15,516.52	12,060.00	12,060.00	14,472.00	14,472.00	18,342.12
Transfer from Muni	330,039.00	366,710.00	366,710.00	440,050.00	440,050.00	408,020.00
Transfer to Muni	(44,597.00)	0.00	0.00	(887,057.00)	(887,057.00)	(230,717.33)
	<u>924,460.21</u>	<u>1,002,271.69</u>	<u>1,002,271.69</u>	<u>190,966.69</u>	<u>190,966.69</u>	<u>623,501.69</u>
<b>115 Plant Replacement Reserve</b>						
Accumulated Reserves at Start of Year	2,325,777.71	2,325,777.71	2,325,777.71	2,325,777.71	2,325,777.71	2,810,578.75
Interest transfer to Reserves	45,969.88	44,970.00	44,970.00	53,965.00	53,965.00	84,998.01
Transfer from Muni	552,960.00	649,400.00	649,400.00	772,280.00	772,280.00	550,000.00
Transfer to Muni	(153,217.17)	0.00	0.00	(1,658,950.00)	(1,658,950.00)	(1,119,799.05)
	<u>2,771,490.42</u>	<u>3,020,147.71</u>	<u>3,020,147.71</u>	<u>1,493,072.71</u>	<u>1,493,072.71</u>	<u>2,325,777.71</u>
<b>116 Professional Development Reserve</b>						
Accumulated Reserves at Start of Year	0.00	0.00	0.00	0.00	0.00	77,905.02
Transfer to Muni	0.00	0.00	0.00	0.00	0.00	(77,905.02)
	<u>0.00</u>	<u>0.00</u>	<u>0.00</u>	<u>0.00</u>	<u>0.00</u>	<u>0.00</u>
<b>117 Road Asset Renewal Reserve</b>						

City of BusseltonReserves Movement Report

For The Period Ending 30 April 2018

	2017/2018 Actual	2017/2018 Amended Budget YTD	2017/2018 Original Budget YTD	2017/2018 Amended Budget	2017/2018 Original Budget	2016/2017 Actual
	\$	\$	\$	\$	\$	\$
Accumulated Reserves at Start of Year	0.00	0.00	0.00	0.00	0.00	328,823.05
Transfer to Muni	0.00	0.00	0.00	0.00	0.00	(328,823.05)
	0.00	0.00	0.00	0.00	0.00	0.00
<b>119 Sick Pay Incentive Reserve</b>						
Accumulated Reserves at Start of Year	0.00	0.00	0.00	0.00	0.00	144,552.59
Transfer to Muni	0.00	0.00	0.00	0.00	0.00	(144,552.59)
	0.00	0.00	0.00	0.00	0.00	0.00
<b>120 Strategic Projects Reserve</b>						
Accumulated Reserves at Start of Year	230,336.88	230,336.88	230,336.88	230,336.88	230,336.88	216,612.01
Interest transfer to Reserves	4,775.61	4,450.00	4,450.00	5,340.00	5,340.00	6,271.87
Transfer from Muni	18,747.00	20,830.00	20,830.00	25,000.00	25,000.00	25,000.00
Transfer to Muni	0.00	0.00	0.00	(100,000.00)	(25,000.00)	(17,547.00)
	253,859.49	255,616.88	255,616.88	160,676.88	235,676.88	230,336.88
<b>121 Waste Management Facility and Plant Reserve</b>						
Accumulated Reserves at Start of Year	7,578,591.65	7,578,591.65	7,578,591.65	7,578,591.65	7,578,591.65	7,613,254.10
Interest transfer to Reserves	167,113.68	146,550.00	146,550.00	175,861.00	175,861.00	215,633.80
Transfer from Muni	1,429,812.00	1,588,680.00	1,588,680.00	1,906,419.00	1,906,419.00	2,487,565.49
Transfer to Muni	(573,774.08)	0.00	0.00	(4,252,300.00)	(4,002,300.00)	(2,737,861.74)
	8,601,743.25	9,313,821.65	9,313,821.65	5,408,571.65	5,658,571.65	7,578,591.65
<b>122 Port Geographe Development Reserve</b>						
Accumulated Reserves at Start of Year	1,534,670.81	1,534,670.81	1,534,670.81	1,534,670.81	1,534,670.81	1,654,121.43
Interest transfer to Reserves	29,598.86	29,680.00	29,680.00	35,616.00	35,616.00	44,374.96
Transfer to Muni	0.00	0.00	0.00	(989,718.00)	(989,718.00)	(163,825.58)
	1,564,269.67	1,564,350.81	1,564,350.81	580,568.81	580,568.81	1,534,670.81
<b>123 Port Geographe Waterways Management Reserve (SAR)</b>						
Accumulated Reserves at Start of Year	3,422,821.20	3,422,821.20	3,422,821.20	3,422,821.20	3,422,821.20	3,454,443.12
Interest transfer to Reserves	68,506.54	66,190.00	66,190.00	79,428.00	79,428.00	95,828.22
Transfer from Muni	135,090.00	150,100.00	150,100.00	180,120.00	180,120.00	172,549.86
Transfer to Muni	0.00	0.00	0.00	(310,000.00)	(310,000.00)	(300,000.00)
	3,626,417.74	3,639,111.20	3,639,111.20	3,372,369.20	3,372,369.20	3,422,821.20
<b>124 Workers Compensation Contingency Reserve</b>						
Accumulated Reserves at Start of Year	322,008.37	322,008.37	322,008.37	322,008.37	322,008.37	273,142.25
Interest transfer to Reserves	6,998.89	6,230.00	6,230.00	7,476.00	7,476.00	8,066.12
Transfer from Muni	38,061.00	42,290.00	42,290.00	50,750.00	50,750.00	40,800.00
Transfer to Muni	0.00	0.00	0.00	(25,000.00)	(25,000.00)	0.00
	367,068.26	370,528.37	370,528.37	355,234.37	355,234.37	322,008.37
<b>126 Provenge Landscape Maintenance Reserve (SAR)</b>						
Accumulated Reserves at Start of Year	1,001,808.42	1,001,808.42	1,001,808.42	1,001,808.42	1,001,808.42	835,855.66
Interest transfer to Reserves	21,738.19	19,370.00	19,370.00	23,244.00	23,244.00	25,127.34
Transfer from Muni	117,090.00	130,100.00	130,100.00	156,115.00	156,115.00	149,378.15
Transfer to Muni	0.00	0.00	0.00	(162,369.00)	(162,369.00)	(8,552.73)
	1,140,636.61	1,151,278.42	1,151,278.42	1,018,798.42	1,018,798.42	1,001,808.42
<b>127 New Infrastructure Development Reserve</b>						
Accumulated Reserves at Start of Year	2,033,639.44	2,033,639.44	2,033,639.44	2,033,639.44	2,033,639.44	2,007,644.66
Interest transfer to Reserves	42,778.21	39,330.00	39,330.00	47,196.00	47,196.00	58,245.99
Transfer from Muni	489,825.00	544,250.00	544,250.00	653,105.00	653,105.00	548,628.60
Transfer to Muni	(510,000.00)	0.00	0.00	(1,195,674.00)	(1,195,674.00)	(580,879.81)
	2,056,242.65	2,617,219.44	2,617,219.44	1,538,266.44	1,538,266.44	2,033,639.44
<b>128 Vasse Newtown Landscape Maintenance Reserve (SAR)</b>						
Accumulated Reserves at Start of Year	485,466.16	485,466.16	485,466.16	485,466.16	485,466.16	470,759.51
Interest transfer to Reserves	10,682.79	9,390.00	9,390.00	11,268.00	11,268.00	15,192.21
Transfer from Muni	125,658.00	139,620.00	139,620.00	167,547.00	167,547.00	161,862.78
Transfer to Muni	0.00	0.00	0.00	(207,566.00)	(207,566.00)	(162,348.34)
	621,806.95	634,476.16	634,476.16	456,715.16	456,715.16	485,466.16



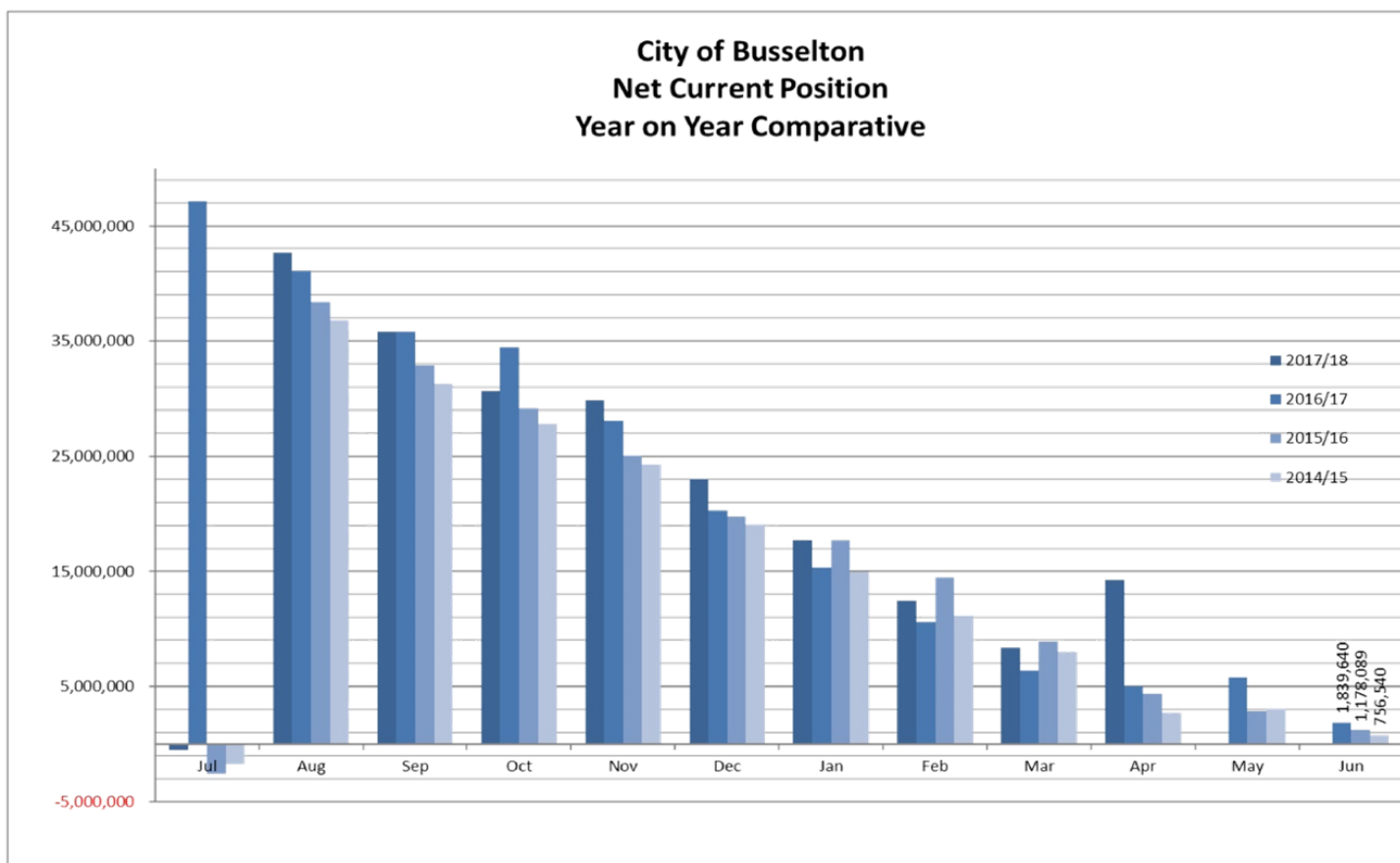
City of BusseltonReserves Movement ReportFor The Period Ending 30 April 2018

	2017/2018 Actual	2017/2018 Amended Budget YTD	2017/2018 Original Budget YTD	2017/2018 Amended Budget	2017/2018 Original Budget	2016/2017 Actual
	\$	\$	\$	\$	\$	\$
<b>130 Locke Estate Reserve</b>						
Accumulated Reserves at Start of Year	129,971.14	129,971.14	129,971.14	129,971.14	129,971.14	64,000.00
Interest transfer to Reserves	2,959.94	2,510.00	2,510.00	3,012.00	3,012.00	1,971.14
Transfer from Muni	0.00	0.00	0.00	64,000.00	64,000.00	64,000.00
Transfer to Muni	0.00	0.00	0.00	(196,983.14)	(196,983.14)	0.00
	132,931.08	132,481.14	132,481.14	0.00	0.00	129,971.14
<b>131 Busselton Community Resource Centre</b>						
Accumulated Reserves at Start of Year	123,721.93	123,721.93	123,721.93	123,721.93	123,721.93	92,178.36
Interest transfer to Reserves	2,741.71	2,390.00	2,390.00	2,868.00	2,868.00	2,973.75
Transfer from Muni	20,685.00	20,685.00	20,685.00	27,580.00	27,580.00	28,569.82
	147,148.64	146,796.93	146,796.93	154,169.93	154,169.93	123,721.93
<b>132 CBD Enhancement Reserve</b>						
Accumulated Reserves at Start of Year	84,897.67	84,897.67	84,897.67	84,897.67	84,897.67	50,404.28
Interest transfer to Reserves	2,019.18	1,640.00	1,640.00	1,968.00	1,968.00	1,993.39
Transfer from Muni	26,250.00	26,250.00	26,250.00	35,000.00	35,000.00	32,500.00
Transfer to Muni	0.00	0.00	0.00	(120,000.00)	(120,000.00)	0.00
	113,166.85	112,787.67	112,787.67	1,865.67	1,865.67	84,897.67
<b>133 Election, Valuation and Corporate Expenses Reserve</b>						
Accumulated Reserves at Start of Year	331,552.54	331,552.54	331,552.54	331,552.54	331,552.54	174,169.07
Interest transfer to Reserves	7,998.54	6,410.00	6,410.00	7,692.00	7,692.00	7,896.56
Transfer from Muni	133,425.00	148,250.00	148,250.00	177,904.00	177,904.00	174,420.00
Transfer to Muni	(92,511.14)	0.00	0.00	(395,300.00)	(395,300.00)	(24,933.09)
	380,464.94	486,212.54	486,212.54	121,848.54	121,848.54	331,552.54
<b>134 Civic and Administration Centre Construction Reserve</b>						
Accumulated Reserves at Start of Year	444,863.46	444,863.46	444,863.46	444,863.46	444,863.46	12,782,915.12
Interest transfer to Reserves	0.00	0.00	0.00	0.00	0.00	161,948.34
Transfer to Muni	(444,863.46)	0.00	0.00	(444,863.46)	(444,863.46)	(12,500,000.00)
	0.00	444,863.46	444,863.46	0.00	0.00	444,863.46
<b>136 Airport Marketing Reserve</b>						
Accumulated Reserves at Start of Year	912,986.35	912,986.35	912,986.35	912,986.35	912,986.35	196,000.00
Interest transfer to Reserves	32,495.90	17,650.00	17,650.00	21,181.00	21,181.00	6,036.59
Transfer from Muni	716,648.80	250,000.00	250,000.00	300,000.00	300,000.00	710,949.76
	1,662,131.05	1,180,636.35	1,180,636.35	1,234,167.35	1,234,167.35	912,986.35
<b>137 Busselton Traffic Study Implementation Reserve</b>						
Interest transfer to Reserves	5,622.08	22,190.00	22,190.00	26,626.00	26,626.00	0.00
Transfer from Muni	376,461.00	2,918,290.00	2,918,290.00	3,001,952.00	3,001,952.00	0.00
Transfer to Muni	0.00	0.00	0.00	(2,660,917.00)	(2,660,917.00)	0.00
	382,083.08	2,940,480.00	2,940,480.00	367,661.00	367,661.00	0.00
<b>138 CPA Bushfire Facilities Reserve</b>						
Interest transfer to Reserves	966.93	0.00	0.00	0.00	0.00	0.00
Transfer from Muni	54,671.80	54,671.80	54,671.80	54,671.80	54,671.80	0.00
	55,638.73	54,671.80	54,671.80	54,671.80	54,671.80	0.00
<b>139 CPA Community Facilities Dunsborough Lakes South Reserve</b>						
Interest transfer to Reserves	1,226.33	0.00	0.00	0.00	0.00	0.00
Transfer from Muni	69,339.20	69,339.20	69,339.20	69,339.20	69,339.20	0.00
	70,565.53	69,339.20	69,339.20	69,339.20	69,339.20	0.00
<b>140 CPA Community Facilities South Biddle Precinct Reserve</b>						
Interest transfer to Reserves	22,434.00	0.00	0.00	0.00	0.00	0.00
Transfer from Muni	1,003,824.14	1,017,943.29	1,017,943.29	1,020,273.29	1,020,273.29	0.00
Transfer to Muni	0.00	0.00	0.00	(175,000.00)	(175,000.00)	0.00
	1,026,258.14	1,017,943.29	1,017,943.29	845,273.29	845,273.29	0.00
<b>141 CPA Infrastructure Road Upgrades Reserve</b>						

City of BussetonReserves Movement ReportFor The Period Ending 30 April 2018

	2017/2018 Actual	2017/2018 Amended Budget YTD	2017/2018 Original Budget YTD	2017/2018 Amended Budget	2017/2018 Original Budget	2016/2017 Actual
Interest transfer to Reserves	\$ 3,904.58	\$ 0.00	\$ 0.00	\$ 0.00	\$ 0.00	\$ 0.00
Transfer from Muni	220,770.23	220,770.23	220,770.23	220,770.23	220,770.23	0.00
	<u>224,674.81</u>	<u>220,770.23</u>	<u>220,770.23</u>	<u>220,770.23</u>	<u>220,770.23</u>	<u>0.00</u>
<b>Various Building Asset Renewal Reserve</b>						
Accumulated Reserves at Start of Year	1,335,118.59	1,335,118.59	1,335,118.59	1,335,118.59	1,335,118.59	1,493,038.06
Interest transfer to Reserves	26,970.58	25,820.00	25,820.00	30,984.00	30,984.00	37,832.12
Transfer from Muni	32,193.00	35,770.00	35,770.00	42,943.00	42,943.00	172,270.41
Transfer to Muni	0.00	0.00	0.00	(40,000.00)	(40,000.00)	(368,022.00)
	<u>1,394,282.17</u>	<u>1,396,708.59</u>	<u>1,396,708.59</u>	<u>1,369,045.59</u>	<u>1,369,045.59</u>	<u>1,335,118.59</u>
<b>Various Community Development Contribution Reserve</b>						
Accumulated Reserves at Start of Year	6,650,294.50	6,650,294.50	6,650,294.50	6,650,294.50	6,650,294.50	0.00
Interest transfer to Reserves	130,249.04	128,590.00	128,590.00	154,310.00	154,310.00	197,085.92
Transfer from Muni	705,586.15	915,660.00	915,660.00	1,098,790.00	1,098,790.00	8,366,380.90
Transfer to Muni	(595,426.55)	0.00	0.00	(844,145.00)	(844,145.00)	(1,913,172.32)
	<u>6,890,703.14</u>	<u>7,694,544.50</u>	<u>7,694,544.50</u>	<u>7,059,249.50</u>	<u>7,059,249.50</u>	<u>6,650,294.50</u>
<b>Various Busseton Area Drainage and Waterways Improvement Reserve</b>						
Accumulated Reserves at Start of Year	609,789.27	609,789.27	609,789.27	609,789.27	609,789.27	0.00
Interest transfer to Reserves	12,139.72	11,790.00	11,790.00	14,148.00	14,148.00	15,225.22
Transfer from Muni	0.00	0.00	0.00	0.00	0.00	594,564.05
Transfer to Muni	0.00	0.00	0.00	(120,000.00)	(120,000.00)	0.00
	<u>621,928.99</u>	<u>621,579.27</u>	<u>621,579.27</u>	<u>503,937.27</u>	<u>503,937.27</u>	<u>609,789.27</u>
<b>Various Employee Entitlement Reserve</b>						
Accumulated Reserves at Start of Year	3,005,076.86	3,005,076.86	3,005,076.86	3,005,076.86	3,005,076.86	0.00
Interest transfer to Reserves	61,761.28	58,110.00	58,110.00	69,732.00	69,732.00	80,277.69
Transfer from Muni	154,863.00	172,070.00	172,070.00	206,480.00	206,480.00	3,474,974.54
Transfer to Muni	0.00	0.00	0.00	(404,840.00)	(404,840.00)	(550,175.37)
	<u>3,221,701.14</u>	<u>3,235,256.86</u>	<u>3,235,256.86</u>	<u>2,876,448.86</u>	<u>2,876,448.86</u>	<u>3,005,076.86</u>
<b>Various Infrastructure Asset Renewal Reserve</b>						
Accumulated Reserves at Start of Year	1,076,330.48	1,076,330.48	1,076,330.48	1,076,330.48	1,076,330.48	0.00
Interest transfer to Reserves	38,847.91	20,810.00	20,810.00	24,972.00	24,972.00	55,440.66
Transfer from Muni	1,650,204.00	1,833,560.00	1,833,560.00	2,200,270.00	2,200,270.00	4,445,284.93
Transfer to Muni	(624,258.85)	0.00	0.00	(2,142,278.00)	(2,142,278.00)	(3,424,395.11)
	<u>2,141,123.54</u>	<u>2,930,700.48</u>	<u>2,930,700.48</u>	<u>1,159,294.48</u>	<u>1,159,294.48</u>	<u>1,076,330.48</u>
<b>Various Joint Venture Aged Housing Reserve</b>						
Accumulated Reserves at Start of Year	874,987.03	874,987.03	874,987.03	874,987.03	874,987.03	0.00
Interest transfer to Reserves	19,519.50	16,920.00	16,920.00	20,304.00	20,304.00	18,602.71
Transfer from Muni	90,000.00	100,000.00	100,000.00	120,000.00	120,000.00	856,384.32
Transfer to Muni	0.00	0.00	0.00	(25,000.00)	0.00	0.00
	<u>984,506.53</u>	<u>991,907.03</u>	<u>991,907.03</u>	<u>990,291.03</u>	<u>1,015,291.03</u>	<u>874,987.03</u>
<b>Various Public Art Reserve</b>						
Accumulated Reserves at Start of Year	94,836.29	94,836.29	94,836.29	94,836.29	94,836.29	0.00
Interest transfer to Reserves	4,395.31	1,830.00	1,830.00	2,196.00	2,196.00	1,776.29
Transfer from Muni	143,481.50	43,330.00	43,330.00	52,000.00	52,000.00	93,060.00
Transfer to Muni	0.00	0.00	0.00	(137,000.00)	(52,000.00)	0.00
	<u>242,713.10</u>	<u>139,996.29</u>	<u>139,996.29</u>	<u>12,032.29</u>	<u>97,032.29</u>	<u>94,836.29</u>
<b>Total Cash Back Reserves</b>	<u><b>49,952,029.33</b></u>	<u><b>55,765,179.42</b></u>	<u><b>55,765,179.42</b></u>	<u><b>39,902,663.96</b></u>	<u><b>40,337,663.96</b></u>	<u><b>43,539,055.90</b></u>
<b>Summary Reserves</b>						
Accumulated Reserves at Start of Year	43,539,055.90	43,539,055.90	43,539,055.90	43,539,055.90	43,539,055.90	46,024,063.38
Interest transfer to Reserves	947,237.73	833,330.00	833,330.00	1,000,000.00	1,000,000.00	1,334,027.08
Transfer from Muni	9,651,042.95	12,539,452.52	12,539,452.52	15,285,571.66	15,285,571.66	26,832,924.34
Transfer to Muni	(4,185,307.25)	(1,146,659.00)	(1,146,659.00)	(19,921,963.60)	(19,486,963.60)	(30,651,958.90)
<b>Closing Balance</b>	<u><b>49,952,029.33</b></u>	<u><b>55,765,179.42</b></u>	<u><b>55,765,179.42</b></u>	<u><b>39,902,663.96</b></u>	<u><b>40,337,663.96</b></u>	<u><b>43,539,055.90</b></u>







# CITY OF BUSSELTON - INVESTMENT PERFORMANCE REPORT For the month of April 2018


**11am Bank Account** As at 30 April 2018

INSTITUTION	RATE	AMOUNT
ANZ 11am At Call Deposit	1.45%	\$ 6,500,000

**Term Deposits - Miscellaneous Funds** As at 30 April 2018

INSTITUTION	RATING	DAYS	MATURITY	RATE	AMOUNT
Rural Bank	BBB	88	04-May-18	2.30%	\$1,500,000
Bankwest	AA	91	14-May-18	2.45%	\$4,000,000
NAB	AA	91	14-May-18	2.45%	\$2,000,000
Westpac	AA	120	17-May-18	2.55%	\$1,500,000
NAB	AA	120	17-May-18	2.46%	\$2,000,000
ANZ	AA	89	25-May-18	2.30%	\$3,000,000
Bendigo	BBB	272	05-Jun-18	2.50%	\$3,000,000
Westpac	AA	61	05-Jun-18	2.10%	\$1,000,000
Bendigo	BBB	271	12-Jun-18	2.50%	\$1,000,000
NAB	AA	120	14-Jun-18	2.44%	\$3,000,000
Westpac	AA	92	22-Jun-18	2.74%	\$1,500,000
NAB	AA	92	29-Jun-18	2.52%	\$3,000,000
Westpac	AA	122	06-Jul-18	2.59%	\$5,000,000
NAB	AA	120	10-Jul-18	2.52%	\$2,000,000
Westpac	AA	122	12-Jul-18	2.65%	\$4,000,000
ANZ	AA	91	15-Jul-18	2.30%	\$3,500,000
NAB	AA	91	23-Jul-18	2.57%	\$2,500,000
ANZ	AA	122	03-Aug-18	2.30%	\$3,000,000
Westpac	AA	122	06-Aug-18	2.76%	\$3,000,000
NAB	AA	120	10-Aug-18	2.55%	\$4,000,000

**Total of Term Deposits** \$ 53,500,000

**Foreshore Development Funds** As at 30 April 2018

WA Treasury Corp. - Overnight Cash Deposit Facility	1.45%	\$ 38,073
Please note an additional \$405,352.28 is being held within the pool of term deposit funds		
		<b>\$ 38,073</b>

**Airport Redevelopment Funds** As at 30 April 2018

WA Treasury Corp. - Overnight Cash Deposit Facility	1.45%	\$ 2,033,354
WA Treasury Corp. - State Bonds 306 Days	2.07%	\$ 4,210,861
		<b>\$ 6,244,215</b>
<b>Total of Airport Redevelopment Funds - WATC</b>		
Westpac	AA	61 05-Jun-18 2.10% \$1,500,000

**Total of Airport Redevelopment Funds - Bank Term Deposits** \$ 1,500,000

ANZ Cash Account	AA	NA	NA	1.50%	\$ 9,856,468
------------------	----	----	----	-------	--------------

**Total of Airport Redevelopment Funds - Other** \$ 9,856,468

**Total of Airport Redevelopment Funds** \$ 17,600,683

Interest Received 2015/16	\$ 609,666
Interest Received 2016/17	\$ 1,158,623
Interest Received 2017/18	\$ 589,429
Interest Accrued but not yet Received	\$ 22,048
<b>Total Interest Airport Funds (Non-Reserve) at month's end</b>	<b>\$ 2,379,767</b>
Interest Transferred out and held in City Reserve Account 136	\$ 1,046,599
Interest Earned (incl. Accrued) on Funds Held in City Reserve A/c 136	\$ 21,100

(Note: Funds held with the WATC are in accordance with the Airport Redevelopment Funding Contract and the Foreshore Development Contract and are not held within the requirements of the City's Investment Policy 218)

**SUMMARY OF ALL INVESTMENTS HELD** As at 1 year ago As at 30 June 2017 As at 30 April 2018

11am Bank Account	\$ 5,500,000	\$ 4,000,000	\$ 6,500,000
Term Deposits - Misc. Funds	\$ 55,500,000	\$ 50,000,000	\$ 53,500,000
Foreshore Development Funds - WATC	\$ 1,523,241	\$ 1,526,935	\$ 38,073
Airport Redevelopment - WATC Deposits	\$ 6,146,428	\$ 6,146,434	\$ 6,244,215
Airport Redevelopment - Bank Term Deposit	\$ 29,000,000	\$ 17,000,000	\$ 1,500,000
Airport Redevelopment - ANZ Cash A/c	\$ 3,822,321	\$ 7,101,339	\$ 9,856,468
<b>Total of all Investments Held</b>	<b>\$ 101,491,990</b>	<b>\$ 85,774,708</b>	<b>\$ 77,638,756</b>

**TOTAL INTEREST RECEIVED AND ACCRUED** \$ 1,400,917 \$ 1,625,936 \$ 1,096,553  
**INTEREST BUDGET** \$ 1,244,850 \$ 1,454,850 \$ 1,140,830

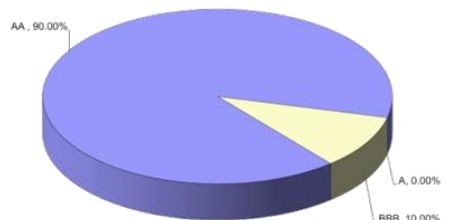
(Note: Interest figures relate to City general funds only and does not include interest allocated to specific areas such as the Airport Redevelopment)

## Statement of Compliance with Council's Investment Policy 218

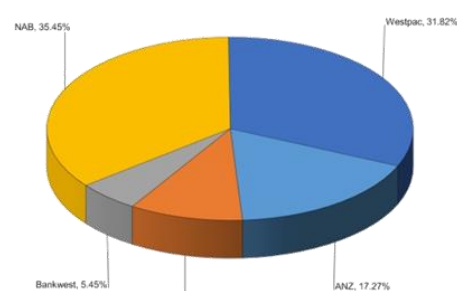
1. All funds are to be invested within legislative limits.	Fully Compliant
2. All individual funds held within the portfolio are not to exceed a set percentage of the total portfolio value.	Fully Compliant
3. The amount invested based upon the Fund's Rating is not to exceed the set percentages of the total portfolio.	Fully Compliant
4. The amount invested based upon the Investment Horizon is not to exceed the set percentages of the total portfolio.	Fully Compliant

## Investment Graphs

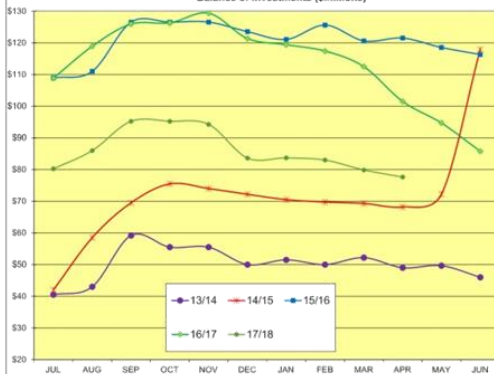
Summary of Term Deposits by S & P Rating  
(Excludes WATC and 11am Cash Account Funds)



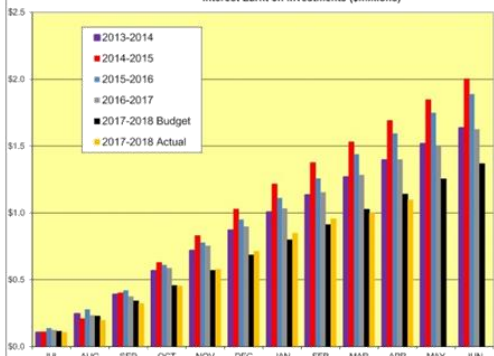
Summary of Term Deposits by Institution  
(Excludes WATC and 11am Cash Account Funds)



Balance of Investments (\$millions)



Interest Earned on Investments (\$millions)



## 6.2 LIST OF PAYMENTS MADE APRIL 2018

<b>SUBJECT INDEX:</b>	Financial Operations
<b>STRATEGIC OBJECTIVE:</b>	Governance systems, process and practices are responsible, ethical and transparent.
<b>BUSINESS UNIT:</b>	Finance and Corporate Services
<b>ACTIVITY UNIT:</b>	Financial Services
<b>REPORTING OFFICER:</b>	Manager Financial Services - Kim Dolzadelli
<b>AUTHORISING OFFICER:</b>	Director Finance and Corporate Services - Tony Nottle
<b>VOTING REQUIREMENT:</b>	Simple Majority
<b>ATTACHMENTS:</b>	Attachment A List of Payments - Period Ended 30 April 2018 <a href="#">↓</a>

### **PRÉCIS**

This report provides details of payments made from the City's bank accounts for the month of April 2018, for noting by the Council and recording in the Council Minutes.

### **BACKGROUND**

The Local Government (Financial Management) Regulations require that when the Council has delegated authority to the Chief Executive Officer to make payments from the City's bank accounts, that a list of payments made is prepared each month for presentation to, and noting by, Council.

### **STATUTORY ENVIRONMENT**

Section 6.10 of the Local Government Act and more specifically, Regulation 13 of the Local Government (Financial Management) Regulations, refer to the requirement for a listing of payments made each month to be presented to the Council.

### **RELEVANT PLANS AND POLICIES**

NA.

### **FINANCIAL IMPLICATIONS**

NA.

### **Long-term Financial Plan Implications**

NA.

### **STRATEGIC COMMUNITY OBJECTIVES**

Key Goal Area 6 – 'Leadership' of the City's Strategic Community Plan 2017 and more specifically Community Objective 6.1 – 'Governance systems, process and practices are responsible, ethical and transparent'

### **RISK ASSESSMENT**

NA.

### **CONSULTATION**

NA.

**OFFICER COMMENT**

In accordance with regular custom, the list of payments made for the month of April 2018 is presented for information.

**CONCLUSION**

NA.

**OPTIONS**

NA.

**TIMELINE FOR IMPLEMENTATION OF OFFICER RECOMMENDATION**

NA.

**OFFICER RECOMMENDATION**

That the Council notes payment of voucher numbers M115499 – M115634, EF057960 – EF058530 T007390 – T007392, and DD003432 – DD003452; together totalling \$7,380,197.09.



LISTING OF PAYMENTS MADE  
UNDER DELEGATED AUTHORITY  
FOR THE MONTH OF APRIL 2018

Summary		
MUNICIPAL ACCOUNT	CHEQUE # 115499 - 115634	\$515,323.29
ELECTRONIC TRANSFER PAYMENTS	EF057960 - EF058530	\$5,286,679.15
TRUST ACCOUNT	007390- 007392	\$30,209.73
INTERNAL PAYMENT VOUCHERS	DD003432- DD003452	\$1,547,984.92
	<b>Total Payments</b>	<b>\$7,380,197.09</b>

**MUNICIPAL ACCOUNT - APRIL 2018**

Date	Payment Ref.	Name	Description	Amount
4/04/2018	115499	T & J BRADBURY	REFUND - BJTP	\$77.50
4/04/2018	115500	N & G ROSS	REFUND - BJTP	\$15.00
4/04/2018	115501	CANCELLED	PROCESSING ERROR	\$0.00
4/04/2018	115509	M COX	RATES REFUND SENIOR APPLICATION	\$118.75
4/04/2018	115510	J REEVES	RATES REFUND SENIOR APPLICATION	\$889.00
4/04/2018	115511	HURSTMEAD PASTORAL CO PTY LTD	RATES REFUND SENIOR APPLICATION	\$702.90
4/04/2018	115512	W JOHNSTON	RATES REFUND SENIOR APPLICATION	\$651.00
4/04/2018	115513	M & L COLLINS	RATES REFUND SENIOR APPLICATION	\$100.00
4/04/2018	115514	A & L GOODHEW	RATES REFUND SENIOR APPLICATION	\$100.00
4/04/2018	115515	T LANGRIDGE	RATES REFUND SENIOR APPLICATION	\$100.00
4/04/2018	115516	A ROBB	RATES REFUND SENIOR APPLICATION	\$100.00
4/04/2018	115517	A & C WALLS	RATES REFUND SENIOR APPLICATION	\$100.00
4/04/2018	115518	K & L ROBINSON	RATES REFUND SENIOR APPLICATION	\$651.00
4/04/2018	115519	S & W BLENNERHASSETT	RATES REFUND SENIOR APPLICATION	\$651.00
4/04/2018	115520	K & J TUCKER	RATES REFUND SENIOR APPLICATION	\$249.32
4/04/2018	115521	D & S HAWKESFORD	RATES REFUND SENIOR APPLICATION	\$121.72
4/04/2018	115522	A SLADDEN	RATES REFUND SENIOR APPLICATION	\$370.63
4/04/2018	115523	J LARGE & L ELCHNER	RATES REFUND SENIOR APPLICATION	\$651.00
4/04/2018	115524	F & M BOYLING	RATES REFUND SENIOR APPLICATION	\$375.00
4/04/2018	115525	M & N ELLEMENT	RATES REFUND SENIOR APPLICATION	\$750.00

Date	Payment Ref.	Name	Description	Amount
4/04/2018	115526	K & B DAVIES	RATES REFUND SENIOR APPLICATION	\$737.32
4/04/2018	115527	S PITTS	RATES REFUND SENIOR APPLICATION	\$796.45
4/04/2018	115528	B GERRANS	RATES REFUND SENIOR APPLICATION	\$679.96
4/04/2018	115529	R & K HAYNE	RATES REFUND SENIOR APPLICATION	\$668.48
4/04/2018	115530	SHERWOOD WA PTY LTD	RATES REFUND SENIOR APPLICATION	\$783.25
4/04/2018	115531	R WARD	RATES REFUND SENIOR APPLICATION	\$750.00
4/04/2018	115532	T & C CARTER	RATES REFUND SENIOR APPLICATION	\$750.00
4/04/2018	115533	G & L DADSON	RATES REFUND SENIOR APPLICATION	\$750.00
4/04/2018	115534	N HUNTER	RATES REFUND SENIOR APPLICATION	\$750.00
4/04/2018	115535	A WHITTAKER	RATES REFUND SENIOR APPLICATION	\$750.00
4/04/2018	115536	L MARSH	RATES REFUND SENIOR APPLICATION	\$100.00
5/04/2018	115537	B PEAKER	BIODIVERSITY INCENTIVE REBATE	\$1,403.77
6/04/2018	115541	TELSTRA (NETWORK INTEGRITY)	MAJOR PROJECT WORKS	\$6,115.45
6/04/2018	115542	CALLOWS CORNER NEWSAGENCY	STAFF SOCIAL CLUB - LOTTO	\$1,236.54
6/04/2018	115543	BUILDING COMMISSION	REGISTRATIONS / LEVY PAYMENTS	\$883.20
6/04/2018	115544	TELSTRA CORPORATION	COMMUNICATION SERVICES	\$8,881.94
6/04/2018	115545	SYNERGY	ELECTRICITY SUPPLIES	\$11,675.25
6/04/2018	115546	CANCELLED	PROCESSING ERROR	\$0.00
6/04/2018	115551	SOUTH WEST CYCLING CLUB	DONATION - TRAFFIC MANG. WORLD CHAMP EVENT	\$750.00
6/04/2018	115552	TUART FOREST RESTORATION GROUP	DONATION - 2 VINYL BANNERS	\$340.00
6/04/2018	115553	ZONTA CLUB OF DNS	DONATION - BRIDGE DAY FUNDRAISER	\$426.50
6/04/2018	115554	MADDISON STOLP	DONATION - SWIMMING CHAMPIONSHIP	\$200.00
6/04/2018	115555	BRIAN HUGHES	REFUND FACILITY HIRE BOND - CRC	\$200.00
6/04/2018	115556	DEPT MINES INDUSTRY & REGULATION	REFUND FACILITY HIRE BOND - CRC	\$200.00
6/04/2018	115557	DEPARTMENT OF TRANSPORT	PLANT REGISTRATION	\$327.00
6/04/2018	115558	D BLAKENEY	REFUND OF ANIMAL TRAP BOND	\$100.00
6/04/2018	115559	K ANDERSON	REFUND OF ANIMAL TRAP BOND	\$100.00
6/04/2018	115560	GEO CATCH	REFUND OF HALL & KEY DEPOSITS - CRC	\$200.00
6/04/2018	115561	OMBUDSMAN WA	REFUND OF HALL & KEY DEPOSITS - CRC	\$200.00
6/04/2018	115562	WACOSS	REFUND OF HALL & KEY DEPOSITS - CRC	\$200.00
6/04/2018	115563	RENATE BEST	REFUND OF HALL & KEY DEPOSITS - YALLINGUP HALL	\$185.00
6/04/2018	115564	M BUSWELL	REFUND OF HALL & KEY DEPOSITS - UNDALUP	\$500.00
6/04/2018	115565	WM CLARKE	DUPLICATE APP - TEMP FOOD BUSINESS FEE	\$41.50
6/04/2018	115566	J & C HAMMOND	CROSSOVER SUBSIDY PAYMENT	\$167.90
6/04/2018	115567	R & J CHAPMAN	REFUND - BJTP	\$65.00
6/04/2018	115568	M COX	RATES REFUND SENIOR APPLICATION	\$222.67
6/04/2018	115569	E BRANCH	RATES REFUND SENIOR APPLICATION	\$97.26
6/04/2018	115570	V GILLARD	RATES REFUND SENIOR APPLICATION	\$651.00
6/04/2018	115571	I ROGERS	RATES REFUND SENIOR APPLICATION	\$720.33
6/04/2018	115572	J CALDER	RATES REFUND SENIOR APPLICATION	\$750.00
6/04/2018	115573	A SHEPHEARD	RATES REFUND SENIOR APPLICATION	\$750.00

Date	Payment Ref.	Name	Description	Amount
6/04/2018	115574	R WORTH	RATES REFUND SENIOR APPLICATION	\$784.92
6/04/2018	115575	D & P BOWMAN	REFUND - BJTP	\$271.00
12/04/2018	115576	CITY OF BUSSELTON	VARIOUS REIMBURSEMENTS	\$3,928.85
12/04/2018	115577	CALLOWS CORNER NEWS	NEWSAGENCY / STATIONERY SUPPLIES	\$296.00
13/04/2018	115578	PETER KIELY	STAFF REIMBURSEMENT - NCC - WORKING WITH CHILDREN	\$84.00
13/04/2018	115579	TELSTRA CORPORATION	COMMUNICATION SERVICES	\$175.00
13/04/2018	115580	SYNERGY	ELECTRICITY SUPPLIES	\$75,870.70
19/04/2018	115581	PR MCCAUGHAN	RATES REFUND SENIOR APPLICATION	\$100.00
19/04/2018	115582	TL MAWDSLEY	RATES REFUND SENIOR APPLICATION	\$393.23
19/04/2018	115583	KM BUTHERWAY	RATES REFUND SENIOR APPLICATION	\$795.25
19/04/2018	115584	N WILHELM	RATES REFUND SENIOR APPLICATION	\$100.00
19/04/2018	115585	D SMITH	RATES REFUND SENIOR APPLICATION	\$118.75
19/04/2018	115586	C WAUGH	RATES REFUND SENIOR APPLICATION	\$750.00
19/04/2018	115587	J HAMBLYN	RATES REFUND SENIOR APPLICATION	\$651.00
17/04/2018	115588	GWENTON PARK PTY LTD	RATES REFUND SENIOR APPLICATION	\$4,087.64
17/04/2018	115589	SHIRLEY MAZURE	RATES REFUND SENIOR APPLICATION	\$619.51
19/04/2018	115590	OSCAR NEGUS	FIRE OFFICER HONORARIUM	\$192.50
19/04/2018	115591	CITY OF BUSSELTON DEPOT - PETTY CASH	PETTY CASH RECOUP	\$68.00
19/04/2018	115592	ARTGEO PETTY CASH	PETTY CASH REIMBURSEMENT	\$89.75
19/04/2018	115593	MR A GUTHRIE	FIRE CONTROL OFFICER HONORARIUM	\$577.00
19/04/2018	115594	BUSSELTON PUBLIC LIBRARY - PETTY CASH	PETTY CASH REIMBURSEMENT	\$119.20
19/04/2018	115595	NATURALISTE COMMUNITY CENTRE PETTY CASH	PETTY CASH REIMBURSEMENT	\$30.10
19/04/2018	115596	THOMAS MAZEY	ART SALES	\$28.00
19/04/2018	115597	K ANDERSON	REFUND OF ANIMAL TRAP BOND	\$100.00
19/04/2018	115598	M RICHARDSON	REFUND OF ANIMAL TRAP BOND	\$100.00
19/04/2018	115599	BSN UKULELE STRUMMERS INC	REFUND FACILITY HIRE BOND - ARTGEO	\$185.00
19/04/2018	115600	BSN CAMERA CLUB INC	REFUND FACILITY HIRE BOND - CHURCHILL PARK HALL	\$185.00
19/04/2018	115601	B MICKAN	CROSSOVER SUBSIDY PAYMENT	\$252.20
19/04/2018	115602	L CONWELL	CROSSOVER SUBSIDY PAYMENT	\$148.10
19/04/2018	115603	THOMPSON SURVEYING CONSULTANTS	REFUND CERTIFICATE APPROVAL - STRATA PLAN FEE	\$1,155.00
19/04/2018	115604	C KEELTY	REFUND - TEMP FOOD STALL APP	\$41.50
19/04/2018	115605	DEPARTMENT OF TRANSPORT	VEHICLE OWNERSHIP SEARCHES	\$561.40
19/04/2018	115608	SOUTH SOUND EVENTS	DONATION - DNS ANZAC SERVICE HIRE EQUIPMENT	\$523.60
19/04/2018	115607	CANCELLED	PROCESSING ERROR	\$0.00
19/04/2018	115609	BUNBURY REGIONAL ART GALLERY	ART SALES	\$48.00
20/04/2018	115610	FARM BREAK DEVELOPMENTS PTY LTD	REFUND OF RATE OVERPAYMENT	\$3,390.99
20/04/2018	115611	PETER KIELY	STAFF REIMBURSEMENT - NCC - VACATION CARE	\$100.65
20/04/2018	115612	WATER CORPORATION	WATER SERVICES	\$9,973.33
20/04/2018	115613	SYNERGY	ELECTRICITY SUPPLIES	\$1,918.10
20/04/2018	115614	BOND ADMINISTRATOR	AGED HOUSING BONDS	\$817.60
20/04/2018	115615	CANCELLED	PROCESSING ERROR	\$0.00

Date	Payment Ref.	Name	Description	Amount
26/04/2018	115616	CITY OF BUSSELTON	VARIOUS REIMBURSEMENTS	\$3,855.05
26/04/2018	115617	CALLOWS CORNER NEWS	NEWSAGENCY / STATIONERY SUPPLIES	\$290.00
26/04/2018	115618	CLINIPATH PATHOLOGY PTY LTD	VACCINATIONS - WASTE STAFF	\$29.45
26/04/2018	115619	SOUTHERN CROSS AUSTERIO	ADVERTISING - FRINGE FEST & LTS PROMO GOLD VOUCHER	\$2,145.00
26/04/2018	115620	WA STRATA MANAGEMENT	STRATA LEVY FEES & WATER CONSUMPTION	\$5,332.99
26/04/2018	115621	MICHELLE PIZEY	REFUND RIGHT OF BURIAL	\$246.50
26/04/2018	115622	BUSSELTON WATER CORPORATION	WATER SERVICES	\$278,937.52
26/04/2018	115623	CALLOWS CORNER NEWSAGENCY	STAFF SOCIAL CLUB - LOTTO	\$352.05
26/04/2018	115624	CAM TOOLS	WORKSHOP SUPPLIES & SERVICING	\$1,599.03
26/04/2018	115625	TELSTRA CORPORATION	COMMUNICATION SERVICES	\$9,198.49
26/04/2018	115626	ASI SOLUTIONS	2 X LAPCABBY TROLLEYS	\$2,901.80
26/04/2018	115627	WATER CORPORATION	WATER SERVICES	\$28,581.75
26/04/2018	115628	BUSSELTON UPHOLSTERERS	CHAIR REPAIR - GLC	\$345.40
26/04/2018	115629	CITY OF BUNBURY	LOCAL GOV'T SERVICES	\$48.00
26/04/2018	115630	BEST & LESS	PROGRAM - YOUTH SERVICES	\$200.00
26/04/2018	115631	CANCELLED	PROCESSING ERROR	\$0.00
26/04/2018	115632	PARMELIA HILTON HOTEL	ACCOMMODATION - STAFF	\$203.00
26/04/2018	115633	SYNERGY	ELECTRICITY SUPPLIES	\$11,137.30
26/04/2018	115634	FRED ROSE EXCAVATOR HIRE	EARTHMOVING - WASTE FACILITY & ROADWORKS - DNS TIP	\$8,409.50
				<b>\$515,323.29</b>
<b>ELECTRONIC TRANSFER PAYMENTS - APRIL 2018</b>				
6/04/2018	EF057960	OLIVER DARBY	STAFF REIMBURSEMENT - INTERNET CONNECTION	\$79.99
6/04/2018	EF057961	TRAFFIC FORCE	TRAFFIC MANAGEMENT - YELVERTON ROAD	\$9,365.03
6/04/2018	EF057962	LINDA KUSAL	STAFF REIMBURSEMENT - TRAINING	\$106.79
6/04/2018	EF057963	PAY-PLAN PTY LTD	SALARY PACKAGING	\$141.39
6/04/2018	EF057964	DIANA MCGIRR	STAFF REIMBURSEMENT - PUBLIC GALLERIS SUMMIT	\$462.69
6/04/2018	EF057965	OPTUS BILLING SERVICES PTY LTD	FIXED INTERNET ACCESS - PEEL TCE BSN	\$28,748.01
6/04/2018	EF057966	OCEAN AIR CARPET CARE	CLEANING SERVICES - VARIOUS LOCATIONS	\$9,166.30
6/04/2018	EF057967	THE BULLSHIFT COMPANY	WORKSHOP FACILITATION - STAFF CONFERENCE	\$11,000.00
6/04/2018	EF057968	ANDREW PEARCE	STAFF REIMBURSEMENT - INTERNET CONNECTION	\$629.55
6/04/2018	EF057969	TENDERLINK.COM	TENDER ADVERTISING	\$165.00
6/04/2018	EF057970	DEPARTMENT OF WATER AND ENVIRONMENTAL REGULATION	ENVIRONMENTAL SERVICES - DNS LICENCE	\$544.00
6/04/2018	EF057971	KITCHEN TAKEOVERS	CATERING	\$39.60
6/04/2018	EF057972	SUSSEX TURF RENOVATION	VERGE MAINTENANCE - COUNTRY ROAD	\$1,170.00
6/04/2018	EF057973	WASTECH ENGINEERING PTY LTD	WASTE COMPACTION SYSTEM - RENDEZVOUS ROAD	\$218,240.00
6/04/2018	EF057974	NICOLA BUTTERLY	REFUND DOG REGISTRATION - NOW STERILISED	\$150.00
6/04/2018	EF057975	JAYLENE CHAMBERS	STAFF REIMBURSEMENT - PRE EMPLOYMENT MEDICAL	\$55.80
6/04/2018	EF057976	JAKE FLOOD	STAFF REIMBURSEMENT - TRAINING	\$70.20
6/04/2018	EF057977	MILLIE PLESTER	STAFF REIMBURSEMENT - TRAINING	\$14.40
6/04/2018	EF057978	GRAHAM WYATT	STAFF REIMBURSEMENT - TRAINING	\$96.00
6/04/2018	EF057979	ERS AUSTRALIA PTY LTD	MAINTENANCE PARTS WASHER - MONTHLY CHARGE	\$903.10



Date	Payment Ref.	Name	Description	Amount
6/04/2018	EF057980	BAY SIGNS	SIGNAGE SERVICES - DEPOT	\$1,567.60
6/04/2018	EF057981	COATES HIRE	HIRE EQUIPMENT SERVICES - METRICUP & WILDWOOD ROADS	\$3,940.59
6/04/2018	EF057982	COLES	COUNCIL & STAFF REFRESHMENTS	\$210.62
6/04/2018	EF057983	BAREFOOT BOOKS	LIBRARY RESOURCES	\$1,989.29
6/04/2018	EF057984	CLEANAWAY	WASTE MANAGEMENT - KERBSIDE RECYCLING 2017/2018	\$69,294.60
6/04/2018	EF057985	CITY AND REGIONAL FUELS	BP FUEL - MARCH 20018	\$4,309.35
12/04/2018	EF057986	HIF	HEALTH INSURANCE	\$229.40
12/04/2018	EF057987	PAY-PLAN PTY LTD	SALARY PACKAGING	\$17,012.45
12/04/2018	EF057988	RENTAL MANAGEMENT AUSTRALIA PTY LTD	RENT	\$800.00
12/04/2018	EF057989	GR & LC CHRISTIAN	RENTAL LEASE AGREEMENT	\$1,200.00
12/04/2018	EF057990	ACTON SOUTH WEST	STAFF REIMBURSEMENT	\$1,100.00
12/04/2018	EF057991	AUSTRALIAN TAXATION OFFICE	PAYG TAXATION	\$210,194.00
12/04/2018	EF057992	AUSTRALIAN SERVICES UNION	UNION FEES	\$82.35
12/04/2018	EF057993	HBF HEALTH LIMITED	MEDICAL INSURANCE	\$523.25
12/04/2018	EF057994	LOCAL GOV'T RACE COURSE & CEMETERY EMPLOYEES	UNION FEES	\$420.26
12/04/2018	EF057995	DEPUTY CHILD SUPPORT REGISTRAR	SALARY DEDUCTIONS	\$440.10
12/04/2018	EF057996	CITY OF BUSSELTION-SOCIAL CLUB	SOCIAL CLUB REIMBURSEMENT	\$210.00
12/04/2018	EF057997	STAFF CHRISTMAS CLUB	PAYROLL DEDUCTIONS	\$4,347.18
11/04/2018	EF057998	CLICKSUPER PTY LTD	SUPERANNUATION	\$154,646.30
13/04/2018	EF057999	PHILIP BERRY	ART SALES	\$520.00
13/04/2018	EF058000	YALLINGUP LANDSCAPES	LANDSCAPING - CHAPMAN ST DNS	\$304.70
13/04/2018	EF058001	LOUISE KOROVESHI	STAFF REIMBURSEMENT - CONFERENCE	\$270.29
13/04/2018	EF058002	CR. G HENLEY	COUNCILLOR PAYMENT	\$8,752.20
13/04/2018	EF058003	PHIL HOLLETT PHOTOGRAPHY	ART SALES	\$109.90
13/04/2018	EF058004	MICHELLE SHERWOOD	STAFF REIMBURSEMENT - VACATION CARE - GLC	\$343.50
13/04/2018	EF058005	PETER STARK	BUSHFIRE OFFICER HONORARIUM	\$384.50
13/04/2018	EF058006	JIGSAW SIGNS & PRINT	SIGNAGE SERVICES - VARIOUS LOCATIONS	\$4,356.00
13/04/2018	EF058007	TRACIE ANDERSON	ART SALES	\$55.00
13/04/2018	EF058008	CHRIS PAYNE	BUSHFIRE OFFICER HONORARIUM	\$192.50
13/04/2018	EF058009	CR. J McCALLUM	COUNCILLOR PAYMENT	\$3,826.75
13/04/2018	EF058010	JULIA HARWOOD	ART SALES	\$54.60
13/04/2018	EF058011	CANCELLED	PROCESSING ERROR	\$0.00
13/04/2018	EF058012	ANDERS HAMMARSTROM	ART SALES	\$28.00
13/04/2018	EF058013	MARGARET PARKE	ART SALES	\$28.00
13/04/2018	EF058014	BROOKS HIRE SERVICE PTY LTD	EQUIPMENT HIRE - LOADER - DNS	\$13,572.53
13/04/2018	EF058015	J & M CARROLL	REPLACING LOST CHEQUE	\$1,554.91
13/04/2018	EF058016	MATTHEW SHARP	ART SALES	\$28.00
13/04/2018	EF058017	CR. R BENNETT	COUNCILLOR PAYMENT	\$2,467.85
13/04/2018	EF058018	PANCAKE DESIGNS RESIN	ART SALES	\$35.00
13/04/2018	EF058019	NALDA HOSKINS	ART SALES	\$61.20
13/04/2018	EF058020	DEON VILJOEN	STAFF REIMBURSEMENT - LEAVING GIFT	\$100.00

Date	Payment Ref.	Name	Description	Amount
13/04/2018	EF058021	PROTECTOR FIRE SERVICES	TRAINING SERVICES	\$2,047.10
13/04/2018	EF058022	OPTUS BILLING SERVICES PTY LTD	FIXED INTERNET ACCESS	\$114.40
13/04/2018	EF058023	GEO CABINETS	CARPENTRY SERVICES - WINDERLUP VILLAS	\$5,362.50
13/04/2018	EF058024	JIMS FIRST	HARDWARE SUPPLIES - VARIOUS WORKS DNS	\$479.00
13/04/2018	EF058025	BCP CIVIL & PLANT	EXCAVATOR & PLANT HIRE - MANAGEMENT FEE - KCP	\$35,291.67
13/04/2018	EF058026	CANCELLED	PROCESSING ERROR	\$0.00
13/04/2018	EF058027	PRIME URBAN WA PTY LTD	LANDSCAPE IMPLEMENTATION BOND - DNS LAKES STAGE 15	\$33,580.18
13/04/2018	EF058028	SPORTFIRST BUSSELTON	SPORTING PRODUCTS - UNIFORMS - GLC	\$2,714.31
13/04/2018	EF058029	ANL LIGHTING AUSTRALIA P/L	LIGHTING PRODUCTS - COB	\$4,033.38
13/04/2018	EF058030	CR. R REEKIE	COUNCILLOR PAYMENT	\$2,467.85
13/04/2018	EF058031	CR. R PAINE	COUNCILLOR PAYMENT	\$2,467.85
13/04/2018	EF058032	CR. P CARTER	COUNCILLOR PAYMENT	\$2,467.85
13/04/2018	EF058033	ALASTAIR TAYLOR	ART SALES	\$16.80
13/04/2018	EF058034	RUTH BROOKS	ART SALES	\$92.00
13/04/2018	EF058035	JENNIFER BROWN	ART SALES	\$53.90
13/04/2018	EF058036	ELAMOORE NATURAL SOAPS & COSMETICS PTY LTD	ART SALES	\$67.20
13/04/2018	EF058037	KITCHEN TAKEOVERS	CATERING - STAFF LEAVING MORNING TEA	\$697.75
13/04/2018	EF058038	AQUAWELLBEING.COM	NATIONAL AQUATIC EXERCISE CERTIFICATION - GLC	\$1,550.00
13/04/2018	EF058039	PAM GLOSSOP	STAFF REIMBURSEMENT	\$150.00
13/04/2018	EF058040	CR. L MILES	COUNCILLOR PAYMENT	\$2,467.85
13/04/2018	EF058041	CR. K HICK	COUNCILLOR PAYMENT	\$2,467.85
13/04/2018	EF058042	BUREAU OF METEOROLOGOY	RELOCATION OF WEATHER STATION	\$19,447.00
13/04/2018	EF058043	HELEN READING	ART SALES	\$14.00
13/04/2018	EF058044	LEON CHIDLOW	BOND REFUND	\$100.00
13/04/2018	EF058045	MICHAEL VIVIAN	ART SALES	\$63.00
13/04/2018	EF058046	BEN WHITEHILL	STAFF REIMBURSEMENT	\$90.00
13/04/2018	EF058047	BERNICE STEPHANIE DEL BORELLO	LICENCE TO OCCUPY PAYOUT - UNIT 32 WINDERLUP COURT	\$55,529.22
13/04/2018	EF058048	DEAN SABA	STAFF REIMBURSEMENT - TRAINGING	\$75.20
13/04/2018	EF058049	RITZ CONVEYANCING	RATES REFUND - BPAY	\$240.25
13/04/2018	EF058050	IAN CLARKE	REFUND OF ANIMAL TRAP BOND	\$100.00
13/04/2018	EF058051	AQUA RESORT	REFUND OF ANIMAL TRAP BOND	\$100.00
13/04/2018	EF058052	BERTHA CRITCHLOW	RATES REFUND SENIOR APPLICATION	\$651.00
13/04/2018	EF058053	GOLDING CONSTRUCTIONS	REFUND BUILDING FEE	\$68.00
13/04/2018	EF058054	IMRAN JOHARI	BOOKING REFUND	\$73.80
13/04/2018	EF058055	SAMANTHA HOBLEY	BJTP REFUND	\$43.00
13/04/2018	EF058056	GEOGRAPHE TIMBER & HARDWARE	HARDWARE SUPPLIES	\$8.00
13/04/2018	EF058057	HOLCIM (AUSTRALIA) PTY LTD T/A HUMES	CONCRETE SUPPLY FLOODGATE ROAD	\$1,342.00
13/04/2018	EF058058	SOUTH WEST MACHINING CENTRE	HAND RAILS & DOOR SUPPORTS - BSN JETTY	\$1,615.90
13/04/2018	EF058059	GEOGRAPHE PETROLEUM	FUEL SERVICES	\$14,344.63
13/04/2018	EF058060	ALL BUSSELTON GAS & PLUMBING SERVICE	PLUMBING SERVICES- MITCHELL PARK ABLUTIONS	\$876.00
13/04/2018	EF058061	BUNNINGS BUILDING SUPPLIES	HARDWARE SUPPLIES	\$89.95

Date	Payment Ref.	Name	Description	Amount
13/04/2018	EF058062	RUBEK AUTOMATIC DOORS	AUTOMATIC DOOR SERVICES - COB	\$7,030.10
13/04/2018	EF058063	COLES	STAFF REFRESHMENTS - YOUTH CENTRE	\$455.19
13/04/2018	EF058064	BAREFOOT BOOKS	LIBRARY RESOURCES - BSN	\$321.41
13/04/2018	EF058065	SOILS AINT SOILS	NURSERY SUPPLIES - CRAIG STREET	\$370.00
13/04/2018	EF058066	CLEANAWAY	WASTE MANAGEMENT - VARIOUS LOCATIONS	\$77,446.08
13/04/2018	EF058067	PERKINS BUILDERS	CONSTRUCTION SERVICES - JETTY PRECINCT	\$201,848.49
13/04/2018	EF058068	BUSSELTON & DISTRICTS JUNIOR FOOTBALL ASSOC	HEALTH REFUND	\$33.00
13/04/2018	EF058069	BAY CABINETS	FURNITURE - GLC	\$3,762.00
13/04/2018	EF058070	OWEN G ISBEL	ART SALES	\$168.80
13/04/2018	EF058071	CELIA CLARE	ART SALES	\$202.40
20/04/2018	EF058072	TRAFFIC FORCE	TRAFFIC MANAGEMENT SERVICES - YELVERTON ROAD	\$939.28
20/04/2018	EF058073	JAMES SPATH	STAFF REIMBURSEMENT - INTERNET CONNECTION	\$79.95
20/04/2018	EF058074	JOANNA WILSON	STAFF REIMBURSEMENT - TRAINING	\$186.30
20/04/2018	EF058075	MULTICLEAN WA PTY LTD	CLEANING SERVICES - VARIOUS LOCATIONS	\$2,395.62
20/04/2018	EF058076	CR. G HENLEY	COUNCILLOR PAYMENT - REIMBURSEMENT	\$314.29
20/04/2018	EF058077	MICHELLE SHERWOOD	STAFF REIMBURSEMENT - VACATION CARE - GLC	\$73.00
20/04/2018	EF058078	KEVAN COLLETT	ART SALES	\$10.50
20/04/2018	EF058079	CR. C TARBOTTON	COUNCILLOR PAYMENT	\$7,164.74
20/04/2018	EF058080	DOROTHY SADDLETON	ART SALES	\$130.20
20/04/2018	EF058081	COMPLETE PORTABLES	PORTABLE TOILET HIRE	\$36.74
20/04/2018	EF058082	SCOPE BUSINESS IMAGING	ELECTRONIC EQUIPMENT	\$385.00
20/04/2018	EF058083	MARINA HARRIS	STAFF REIMBURSEMENT - TRAINING	\$202.35
20/04/2018	EF058084	SOUTH WEST PRINTING & PUBLISHING	ADVERTISING - BSN & DNS TIMES	\$3,718.00
20/04/2018	EF058085	OPTUS BILLING SERVICES PTY LTD	FIXED INTERNET ACCESS	\$2,987.19
20/04/2018	EF058086	ERTECH PTY LTD	COASTAL DEFENCES SERVICE - BMRA	\$716,638.58
20/04/2018	EF058087	CR. R PAINE	COUNCILLOR PAYMENT - REIMBURSEMENT	\$543.88
20/04/2018	EF058088	SOLVER PAINTS	PAINTING SUPPLIES	\$218.17
20/04/2018	EF058089	LYCAN FITNESS	FITNESS EQUIPMENT - GLC	\$1,082.00
20/04/2018	EF058090	SKATE GIRL	SKATEBOARDING WORKSHOP - FORESHORE - BSN	\$700.00
20/04/2018	EF058091	LEISA-BELLA & CO HAIR AND BEAUTY	BRAIDING WORKSHOP - FORESHORE - BSN	\$300.00
20/04/2018	EF058092	KITCHEN TAKEOVERS	CATERING - VARIOUS EVENTS	\$720.00
20/04/2018	EF058093	SUSSEX TURF RENOVATION	TURF RENOVATION - BARNARD PARK	\$18,067.68
20/04/2018	EF058094	GO KARTS FILM PRODUCTION PTY LTD	GRANT - PRODUCTION OF FEATURE FILM	\$33,000.00
20/04/2018	EF058095	EVANA & BRUCE BEATON	BJTP REFUND	\$181.50
20/04/2018	EF058096	GEMMANIE RAE WISE	REFUND OF ANIMAL TRAP BOND	\$100.00
20/04/2018	EF058097	AE & RH THOMSON	REPLACING LOST CHEQUE	\$306.45
20/04/2018	EF058098	TINO PTY LTD	REPLACING LOST CHEQUE	\$61.65
20/04/2018	EF058099	RACHAEL REID	REFUND OF ANIMAL TRAP BOND	\$100.00
20/04/2018	EF058100	LANDGATE CUSTOMER ACCOUNT	LAND INFORMATION AND TITLE SEARCHES	\$50.60
20/04/2018	EF058101	WESTERN POWER CORPORATION	ELECTRICAL SERVICES - MARINE TCE BSN	\$57,215.00
20/04/2018	EF058102	BUSSELTON TENNIS CLUB	BSN TENNIS CLUB RELOCATION	\$158,902.78

Date	Payment Ref.	Name	Description	Amount
20/04/2018	EF058103	DEPARTMENT OF PRIMARY INDUSTRIES AND REGIONAL DEVELOPMENT	AGRICULTURAL SERVICES	\$77.00
20/04/2018	EF058104	YALLINGUP COASTAL VOLUNTEER BUSHFIRE BRIGADE	PETTY CASH REIMBURSEMENT	\$477.00
20/04/2018	EF058105	YALLINGUP RURAL BUSHFIRE BRIGADE	PETTY CASH REIMBURSEMENT	\$693.31
20/04/2018	EF058106	BUNNINGS BUILDING SUPPLIES	HARDWARE SUPPLIES - VARIOUS EQUIPMENT	\$1,335.95
20/04/2018	EF058107	COATES HIRE	HIRE EQUIPMENT - METRICUP & WILDWOOD ROADS	\$6,369.00
20/04/2018	EF058108	COLES	VACATION CARE - NCC	\$1,152.39
20/04/2018	EF058109	SUSSEX BUSHFIRE BRIGADE	PETTY CASH REIMBURSEMENT	\$127.00
20/04/2018	EF058110	STRATAGREEN	NURSERY SUPPLIES - DEPOT	\$34.08
26/04/2018	EF058111	HIF	HEALTH INSURANCE	\$239.35
26/04/2018	EF058112	PAY-PLAN PTY LTD	SALARY PACKAGING	\$17,012.45
26/04/2018	EF058113	RENTAL MANAGEMENT AUSTRALIA PTY LTD	RENT	\$800.00
26/04/2018	EF058114	GR & LC CHRISTIAN	RENTAL LEASE AGREEMENT	\$1,200.00
26/04/2018	EF058115	ACTON SOUTH WEST	STAFF REIMBURSEMENT	\$1,100.00
26/04/2018	EF058116	AUSTRALIAN TAXATION OFFICE	PAYG TAXATION	\$218,862.00
26/04/2018	EF058117	AUSTRALIAN SERVICES UNION	UNION FEES	\$82.35
26/04/2018	EF058118	HBF HEALTH LIMITED	MEDICAL INSURANCE	\$547.95
26/04/2018	EF058119	LOCAL GOV'T RACE COURSE & CEMETERY EMPLOYEES	UNION FEES	\$420.26
26/04/2018	EF058120	DEPUTY CHILD SUPPORT REGISTRAR	SALARY DEDUCTIONS	\$440.10
26/04/2018	EF058121	CITY OF BUSSELTION-SOCIAL CLUB	SOCIAL CLUB REIMBURSEMENT	\$207.60
26/04/2018	EF058122	STAFF CHRISTMAS CLUB	PAYROLL DEDUCTIONS	\$4,347.18
9/05/2018	EF058123	CANCELLED	PROCESSING ERROR	\$0.00
9/05/2018	EF058124	CANCELLED	PROCESSING ERROR	\$0.00
26/04/2018	EF058125	ELLIOTS IRRIGATION PTY LTD	IRRIGATION SERVICES - PORT GEOGRAPHE	\$279.40
26/04/2018	EF058126	TRAFFIC FORCE	TRAFFIC MANAGEMENT - VARIOUS LOCATIONS	\$70,076.11
26/04/2018	EF058127	DEPARTMENT OF PREMIER & CABINET STATE LAW PUBLISHER	LEGAL PUBLICATIONS - GAZETAL NOTICE	\$2,415.74
26/04/2018	EF058128	HARLEY DYKSTRA	CONTOUR SURVEY REPORT - BMRRA	\$843.90
26/04/2018	EF058129	EDITH COWAN UNIVERSITY	RESEARCH SERVICES - COB	\$2,200.00
26/04/2018	EF058130	GOOD GUYS BUSSELTION	ELECTRICAL SUPPLIES - GLC	\$2,173.90
26/04/2018	EF058131	CLEVERPATCH	VACATION CARE - DNS LIBRARY	\$616.10
26/04/2018	EF058132	BUSSELTION HYDRAULIC SERVICES INC	HYDRAULIC SERVICES - DEPOT	\$1,755.20
26/04/2018	EF058133	DUNSBOROUGH FOOTBALL CLUB	KIDSPORT VOUCHERS	\$1,010.00
26/04/2018	EF058134	WEATHERSAFE WA (DEL-RAY CANVAS)	SHADE SAILS - VASSE	\$16,830.00
26/04/2018	EF058135	PHIL HOLLETT PHOTOGRAPHY	ART SALES - FAREWELL GIFT STAFF	\$100.00
26/04/2018	EF058136	BASKETBALL SOUTH WEST INC.	VACATION CARE COACHING CLINIC	\$165.00
26/04/2018	EF058137	GASTECH AUSTRALIA PTY LTD	SERVICE DETECTOR SUPPLIES	\$374.00
26/04/2018	EF058138	JIGSAW SIGNS & PRINT	SIGNAGE SERVICES	\$335.50
26/04/2018	EF058139	BUNBURY TRUCKS	PLANT PURCHASES / SERVICES / PARTS - DEPOT	\$10,939.87
26/04/2018	EF058140	GIRL GUIDES WA INC	CONTRIBUTION & KIDSPORT VOUCHER	\$11,150.00
26/04/2018	EF058141	ALLMARK & ASSOCIATES PTY LTD	SCULPTURE BY THE SEA PLAQUE	\$390.50
26/04/2018	EF058142	ARBOR GUY	POSSUM BOX - DEPOT	\$660.00
26/04/2018	EF058143	NAOMI SEARLE	STAFF REIMBURSEMENT - INTERNET CONNECTION	\$160.00

Date	Payment Ref.	Name	Description	Amount
26/04/2018	EF058144	FIRST CLASS TRAINING	STAFF TRAINING	\$1,300.00
26/04/2018	EF058145	DEPARTMENT OF TRANSPORT	VEHICLE OWNERSHIP SEARCHES	\$509.20
26/04/2018	EF058146	LANDSAVE ORGANICS	LANDSCAPING SUPPLY - VARIOUS LOCATIONS	\$11,847.00
26/04/2018	EF058147	HOLCIM (AUSTRALIA) PTY LTD	DRAINAGE WORKS - LAYMAN ROAD	\$2,102.98
26/04/2018	EF058148	GROWING TOWARDS WELLNESS PTY LTD	FORESHORE REVEGETATION	\$660.00
26/04/2018	EF058149	PRIME SUPPLIES	SAFETY EQUIPMENT - GLC	\$1,013.10
26/04/2018	EF058150	BEACON EQUIPMENT	PLANT MAINTENANCE EQUIPMENT	\$295.75
26/04/2018	EF058151	PROFESSIONAL CABLING	CABLING SERVICES - VARIOUS LOCATIONS	\$76,956.00
26/04/2018	EF058152	ORANA CINEMAS BUSSELTON	VACATION CARE - X 42 PARTICIPANTS	\$1,055.00
26/04/2018	EF058153	OFFICE RELOCATION SOLUTIONS PTY LTD	RELOCATION OF OFFICE EQUIPMENT - COB	\$2,194.50
26/04/2018	EF058154	ABBAY TILING SERVICE	TILING SERVICES - UNIT 26 WINDRELUP VILLAS	\$5,956.50
26/04/2018	EF058155	WA EXTERNAL SOLUTIONS	GUTTER MAINTENANCE - UNIT 10 WINDERLUP VILLAS	\$275.00
26/04/2018	EF058156	EVENTS WEST PTY LTD	EVENT PRODUCTION & LOGISTICS - BSN FRINGE FEST.	\$2,263.00
26/04/2018	EF058157	HEATLEYS SAFETY & INDUSTRIAL	SAFETY EQUIPMENT - DEPOT	\$2,289.34
26/04/2018	EF058158	WIZID PTY LTD	POOL ENTRY WRISTBANDS	\$115.50
26/04/2018	EF058159	RED E GROUP	LIBRARY RESOURCES	\$2,643.30
26/04/2018	EF058160	SEALITE PTY LTD	MARINE BEACON - DEPOT	\$4,620.00
26/04/2018	EF058161	BUSSELTON BEARING SERVICES	BEARING SUPPLIES - DEPOT	\$2,659.25
26/04/2018	EF058162	CORNERSTONE SOCCER CLUB	KIDSPORT VOUCHERS	\$1,110.00
26/04/2018	EF058163	AUSQ TRAINING	STAFF TRAINING	\$766.00
26/04/2018	EF058164	GEOGRAPHE FORD - BUSSELTON	VEHICLE PURCHASES / SERVICES / PARTS	\$20.00
26/04/2018	EF058165	CAVALIERS HOCKEY CLUB INC	KIDSPORT VOUCHERS	\$150.00
26/04/2018	EF058166	VORGE PTY LTD	GYM GOODS - GLC	\$1,181.40
26/04/2018	EF058167	MCG ARCHITECTS PTY LTD	ADMIN BUILDING - ARCHITECTURAL SERVICES	\$8,272.00
26/04/2018	EF058168	ENVIRONEX INTERNATIONAL PTY LTD	POOL CHEMICALS FOR GLC	\$3,107.85
26/04/2018	EF058169	IRIS CONSULTING GROUP PTY LTD	STAFF TRAINING	\$970.00
26/04/2018	EF058170	ANNA FOLEY	WELLNESS SERVICES	\$1,500.00
26/04/2018	EF058171	PROCARE	REPAIR LETTERBOXES - DNS	\$447.50
26/04/2018	EF058172	COVS PARTS PTY LTD	AUTOMOTIVE PARTS	\$98.07
26/04/2018	EF058173	COUNTRYS JUNIOR FOOTBALL CLUB	KIDSPORT VOUCHERS	\$1,920.00
26/04/2018	EF058174	GEOSREAD	GREEN WASTE MULCHING - BSN & DNS TIPS	\$52,976.55
26/04/2018	EF058175	FOUR POINTS BY SHERATON	STAFF ACCOMMODATION	\$283.00
26/04/2018	EF058176	CRANEFORD PLUMBING PTY LTD	PLUMBING SERVICES - VARIOUS LOCATIONS	\$1,641.83
26/04/2018	EF058177	LUV A LOLLY	CONFECTIONERY - GLC	\$171.25
26/04/2018	EF058178	WA SHADE & PLAY	REPLACEMENT - SHADE SAILS - GLC	\$4,037.00
26/04/2018	EF058179	TESTO PTY LTD	THERMOMETERS - HEALTH COB	\$935.00
26/04/2018	EF058180	ANALYCE CLARKE	TRAINING REIMBURSEMENT	\$84.00
26/04/2018	EF058181	ASIC AUSTRALIAN SECURITIES & INVESTMENTS COMMISSION	BUSINESS REGISTRATION - BJTP	\$82.00
26/04/2018	EF058182	BMA-BUSSELTON MARTIAL ARTS	KIDSPORT VOUCHERS	\$165.00
26/04/2018	EF058183	JS ROADSIDE PRODUCTS	ROADSIDE PRODUCTS - DEPOT	\$9,894.50
26/04/2018	EF058184	MARGARET RIVER FENCING	FENCE MAINTENANCE - VARIOUS LOCTIONS	\$4,086.50

Date	Payment Ref.	Name	Description	Amount
26/04/2018	EF058185	GRACE RECORDS MANAGEMENT (AUSTRALIA) PTY LTD	STORAGE SERVICES - COB	\$624.78
26/04/2018	EF058186	SOUTH WEST EMPLOYEE ASSISTANCE PROGRAM	MEDICAL SERVICES - VARIOUS EMPLOYEES	\$3,553.00
26/04/2018	EF058187	PROMOTIONSONLY	SUPPLY RETRACTABLE MEASURING TAPES	\$946.00
26/04/2018	EF058188	ORANGE COACH CHARTERS	BUS CHARTER SERVICES - 30/01/18-15/03/18	\$11,550.00
26/04/2018	EF058189	GEOGRAPHE INDUSTRIAL SUPPLIES	INDUSTRIAL SUPPLIES	\$68.55
26/04/2018	EF058190	CANCELLED	PROCESSING ERROR	\$0.00
26/04/2018	EF058191	OCEANIC MARINE	MARINE SERVICES	\$118.50
26/04/2018	EF058192	WIEDEMANN PLUMBING & GAS	PLUMBING SERVICES - DEPOT	\$362.00
26/04/2018	EF058193	SOUTH WEST WINDSCREEN & GLASS	PLANT WINDSCREEN REPAIRS	\$550.00
26/04/2018	EF058194	PROTECTOR FIRE SERVICES	TRAINING SERVICES	\$107.80
26/04/2018	EF058195	MOSQUITO CONTROL ASSOCIATION OF AUST INC.	ANNUAL - MEMBERSHIP	\$200.00
26/04/2018	EF058196	SEA CHANGE NEWS & GIFTS	LIBRARY RESOURCES - NEWSPAPERS	\$104.60
26/04/2018	EF058197	PLANET FOOTPRINT PTY LTD	IT SOFTWARE	\$988.90
26/04/2018	EF058198	WESTSIDE TILT TRAY SERVICE	ABANDONED CAR REMOVAL - VARIOUS LOCATIONS	\$660.00
26/04/2018	EF058199	DUNSBOROUGH HARDWARE & HOME CENTRE	HARDWARE SERVICES	\$143.35
26/04/2018	EF058200	BUSSELTON HYUNDAI	VEHICLE PURCHASES / SERVICES / PARTS	\$954.16
26/04/2018	EF058201	BENT LOGIC	MEMBERSHIP CARDS - GLC	\$1,105.50
26/04/2018	EF058202	BUSSELTON ADVANCED DRIVER TRAINING	DRIVER TRAINING	\$1,200.00
26/04/2018	EF058203	KMART BUNBURY	VACATION CARE - NCC	\$256.00
26/04/2018	EF058204	A PLUS TRAINING SOLUTIONS	TRAINING SERVICES - 5 X PARTICIPANTS - DEPOT	\$1,770.00
26/04/2018	EF058205	OFFICEMAX AUSTRALIA LTD	STATIONERY SUPPLIES - COB	\$2,849.43
26/04/2018	EF058206	SOUTH WEST WORKING LIFE ASSOCIATION	HERITAGE ATTRACTIONS - MEMBERSHIP	\$200.00
26/04/2018	EF058207	DEPARTMENT OF HUMAN SERVICES	CHARGES FOR CENTREPAY FACILITY	\$127.71
26/04/2018	EF058208	ELECTRONIC SCOREBOARDS AUSTRALIA	ELECTRONIC SCOREBOARDS - NCC	\$836.00
26/04/2018	EF058209	BROADWATER FENCING	MAINTENANCE SERVICES - FACILITIES COB	\$2,600.20
26/04/2018	EF058210	TASK EXCHANGE PTY LTD	COMPUTER SOFTWARE - CLOUD 100 X USERS	\$772.20
26/04/2018	EF058211	GERARD PROFESSIONAL SOLUTIONS	LIGHTING SUPPLIES	\$26,180.00
26/04/2018	EF058212	QUICK CORPORATE AUSTRALIA	STATIONERY AND OFFICE SUPPLIES	\$229.68
26/04/2018	EF058213	WAVES ENVIRONMENTAL PTY LTD	BUSSELTON GROUNDWATER INVESTIGATION	\$36,956.32
26/04/2018	EF058214	DYMOCKS - BUSSELTON	LIBRARY RESOURCES - DNS	\$1,682.19
26/04/2018	EF058215	FORTUS	EARTHMOVING PARTS - GRADER BLADES	\$4,734.69
26/04/2018	EF058216	JIMS FIRST	HARDWARE SUPPLIES - MEELUP LOCKS	\$83.70
26/04/2018	EF058217	BUNBURY LAWN & GARDEN SUPPLIES	GARDEN SUPPLIES - JOHNSON AVE & PATTON TCE	\$1,200.00
26/04/2018	EF058218	DUNSBOROUGH MEDICAL CENTRE	MEDICAL SERVICES - WASTE	\$156.30
26/04/2018	EF058219	BCP CIVIL & PLANT	EXCAVATOR & PLANT HIRE - VARIOUS WORKS	\$16,053.15
26/04/2018	EF058220	BCP MATERIALS PTY LTD	SEPTIC TANK MAINTENANCE	\$1,538.13
26/04/2018	EF058221	BCP LIQUID WASTE	LIQUID WASTE SERVICES	\$1,584.00
26/04/2018	EF058222	ERTECH PTY LTD	BMRA - AIRSIDE D&C CONTRACTOR	\$380,723.06
26/04/2018	EF058223	WELCOME SITE	PORTABLE TOILET HIRE - YELVERTON ROAD	\$1,023.00
26/04/2018	EF058224	D MCKENZIE T/A LITORIA ECOSERVICES	CONSULTANCY - WEED CONTROL - KALOORUP RESERVE	\$572.00
26/04/2018	EF058225	CONSILIUM WASTE CONSULTING	AUDIT OF COMPLIANCE REPORT	\$5,280.00

Date	Payment Ref.	Name	Description	Amount
26/04/2018	EF058226	STATEWIDE DOORS BUSSELTON	MAINTENANCE SERVICES - VARIOIUS LOCATIONS	\$1,375.00
26/04/2018	EF058227	GRANITE NETWORKS PTY LTD	IT SERVICES AND HARDWARE - VARIOUS LOCATIONS	\$5,764.00
26/04/2018	EF058228	SANDGROPER CONTRACTING	LIQUID WASTE REMOVAL SERVICE	\$350.00
26/04/2018	EF058229	WORK METRICS	HEALTH AND SAFETY SOFTWARE	\$110.00
26/04/2018	EF058230	COLES.COM.AU	COUNCIL & STAFF REFRESHMENTS - COB	\$1,306.36
26/04/2018	EF058231	D & A O'CONNOR FAMILY TRUST	CATERING SERVICES	\$35.50
26/04/2018	EF058232	SOUTH WEST GAS SUPPLY	GAS SUPPLY	\$66.00
26/04/2018	EF058233	MARGARET RIVER BUSSELTON TOURISM ASSOCIATION	ADVERTISING - MRBTA AGREEMENT - VISITOR CENTRES	\$45,855.32
26/04/2018	EF058234	4D GLOBAL	MOBILE RUGGEDIZED TABLETS	\$757.23
26/04/2018	EF058235	PRIMARY LOGISTICS	LITTER COLLECTION	\$827.20
26/04/2018	EF058236	NAOMI DAVEY	STAFF REIMBURSEMENT - CONSTRUCTION DAY PLAY	\$132.80
26/04/2018	EF058237	THE URBAN COFFEE HOUSE	CATERING - VARIOUS EVENTS	\$3,068.00
26/04/2018	EF058238	EVERETT'S HOME AND YARD MAINTENANCE	MAINTENANCE SERVICES - NCC	\$3,454.96
26/04/2018	EF058239	MANA KAI CAFE	COOKING LESSONS - YOUTH CENTRE	\$1,000.00
26/04/2018	EF058240	CREATIVE EIGHT STUDIO	ADVERTISING - BMRRA	\$572.00
26/04/2018	EF058241	TROPHIES ON TIME	STAFF BADGE SUPPLIER	\$70.00
26/04/2018	EF058242	KLEENIT PTY LTD	GRAFFITI REMOVAL - BSN	\$202.40
26/04/2018	EF058243	CALIBRE PROFESSIONAL SERVICES PTY LTD	ENGINEERING SERVICES - CARRY OVER FEES	\$35,090.00
26/04/2018	EF058244	APP CORPORATION PTY LTD	PROJECT MANAGEMENT SERVICES - CARRY OVER FEES	\$66,925.46
26/04/2018	EF058245	DUNSBOROUGH SETTLEMENTS	SETTLEMENT AGENT FEES	\$253.05
26/04/2018	EF058246	NATURALISTE HYGIENE SERVICES	HYGIENE SERVICES - VARIOUS LOCATIONS	\$6,028.13
26/04/2018	EF058247	JONES MARINE	SHARK/STINGER NET DIVING MAINTENANCE - DEPOT	\$1,200.00
26/04/2018	EF058248	FRONTLINE FIRE & RESCUE EQUIPMENT	EMERGENCY RESPONSE EQUIPMENT - DEPOT	\$1,008.72
26/04/2018	EF058249	STIHL SHOP DUNSBOROUGH	PLANT PURCHASES / SERVICES / PARTS - DEPOT	\$1,223.00
26/04/2018	EF058250	RIGHT FITNESS	FITNESS EQUIPMENT - GLC	\$1,735.00
26/04/2018	EF058251	OZ POST MANUFACTURING	MAINTENANCE SERVICES - X 270 POST	\$4,939.28
26/04/2018	EF058252	IMPELTEC PTY LTD	QUEST SOFTWARE SERVICES	\$2,667.50
26/04/2018	EF058253	BARRY ALLEN ELECTRICAL SERVICES PTY LTD	ELECTRICAL - WESTERN POWER WORKS - CHURCHILL PK	\$6,779.30
26/04/2018	EF058254	BUSSELTON AUTO ELECTRICS	AUTO ELECTRICAL SERVICES - DEPOT	\$1,227.20
26/04/2018	EF058255	SHREDABILITY	GRANT - 2018 KING OF CONCRETE	\$13,750.00
26/04/2018	EF058256	BUNBURY COFFEE MACHINES	COFFEE MACHINE SUPPLIES - GLC	\$1,170.00
26/04/2018	EF058257	BUSSELTON STOCKFEEDS & PET SUPPLIES	ANIMAL SUPPLIES	\$342.50
26/04/2018	EF058258	PVR INDUSTRIAL PTY LTD	INDUSTRIAL PUMP REPAIRS - VARIOUS LOCATIONS	\$2,382.60
26/04/2018	EF058259	BUSSELTON DUNSBOROUGH MAIL	HIRE FACILITES - ARTGEO & COB	\$700.00
26/04/2018	EF058260	ACTING UP ACADEMY OF PERFORMING ARTS	ADVERTISING 20018 FRINGE FESTIVAL & SIGNS	\$660.00
26/04/2018	EF058261	RIDER LEVETT BUCKNALL WA PTY LTD	QUANTITY SURVEY SERVICES - CARRY OVER FEES	\$7,425.00
26/04/2018	EF058262	ABBAY BEACH RESORT	ACCOMMODATION - TRAINING	\$373.00
26/04/2018	EF058263	BLUEWATER PRINT	PRINTED MATERIALS - TRAINERS HANDBOOKS	\$1,430.00
26/04/2018	EF058264	ABIGAIL COX	ENERGY AND NUTRITION PRODUCTS - GLC	\$96.00
26/04/2018	EF058265	PAUL ANDREWS TRUST	GLC CAFE SUPPLIES	\$79.20
26/04/2018	EF058266	AUSTRALIAN ARMY CADETS ASSOCIATION WA INC	KIDSPORT VOUCHERS	\$200.00

Date	Payment Ref.	Name	Description	Amount
26/04/2018	EF058267	ROBERT'S TILT TRAY & HIAB SERVICE	FREIGHT - WASTE BSN & DNS	\$935.00
26/04/2018	EF058268	DOUTH CONTRACTING	PROPERTY & GARDEN MAINTENANCE - WINDERLUP VILLAS	\$1,796.85
26/04/2018	EF058269	GEOGRAPHE UNDERGROUND SERVICES	UNDERGROUND SERVICES - THOMAS & HIGH STREET	\$5,440.88
26/04/2018	EF058270	ALAN BLACK	COACHING PRESENTATIONS	\$1,500.00
26/04/2018	EF058271	VASSE BINS	BULK BIN SERVICES - MITCHELL PARK	\$360.00
26/04/2018	EF058272	SHAPE MANAGEMENT	CONSULTANCY SERVICES FOR MAJOR PROJECTS	\$4,702.50
26/04/2018	EF058273	AL FORNO	COUNCIL CATERING	\$762.50
26/04/2018	EF058274	ABEC ENVIRONMENTAL CONSULTING PTY LTD	ENVIRONMENTAL CONSULTING - RENDEZVOUS ROAD	\$8,910.00
26/04/2018	EF058275	ENVIRONMENTAL AND AGRICULTURAL TESTING	WATER SAMPLING AND TESTING - LOCKE ESTATE	\$1,386.00
26/04/2018	EF058276	CORSIGN WA PTY LTD	PARKING SIGNS	\$162.80
26/04/2018	EF058277	EZY2C	GPS TRACKING SOLUTIONS - DEPOT	\$842.38
26/04/2018	EF058278	GEOGRAPHE COMMUNITY LANDCARE NURSERY	POPPY PLANTS - WAR MEMORIAL DISPLAY	\$320.00
26/04/2018	EF058279	LSV BORRELLO LAWYERS	LEGAL ADVICE	\$1,506.45
26/04/2018	EF058280	ARM SECURITY SYSTEMS	SECURITY SYSTEMS SUPPLY AND MONITERING	\$1,641.98
26/04/2018	EF058281	MH & JL HIGGINS BUILDING CONTRACTORS	GENERAL BUILDING SERVICES - WINDERLUP COURT	\$10,680.15
26/04/2018	EF058282	WELL DONE INTERNATIONAL PTY LTD	AFTERHOURS CALL CENTRE SERVICE	\$3,917.32
26/04/2018	EF058283	PREMIUM PUBLISHERS	ADVERTISING - CALENDAR OF EVENTS	\$4,391.75
26/04/2018	EF058284	STALEY FOOD & PACKAGING	CLEANING CHEMICALS - NCC	\$4,375.56
26/04/2018	EF058285	TRUCK CENTRE (WA) PTY LTD	NEW VEHICLE PARTS & SERVICE - DEPOT	\$974.15
26/04/2018	EF058286	DUNSBOROUGH & DISTRICTS WATER CARTAGE	WATER CARTAGE - RENDEZVOUS ROAD HOUSES	\$8,118.00
26/04/2018	EF058287	TAS'S BAKERY	CATERING FIRE SEASON FOR BRIGADES	\$698.76
26/04/2018	EF058288	FYFE PTY LTD	CONTAMINATED LAND AUDITOR SERVICES	\$16,808.00
26/04/2018	EF058289	ESPRESSO ESSENTIAL (WA) PTY LTD	DNS LIBRARY - REPAIRS	\$193.53
26/04/2018	EF058290	CANCELLED	PROCESSING ERROR	\$0.00
26/04/2018	EF058291	CTI SECURITY SYSTEMS PTY LTD	SECURITY SYSTEMS SUPPLY AND MONITERING	\$6,785.35
26/04/2018	EF058292	SOUTH WEST BOUNCY CASTLES	BOUNCY CASTLES - BSN FORESHORE	\$1,463.00
26/04/2018	EF058293	CHEM-SAFE AUSTRALIA PTY LTD	DANGEROUS GOODS TRAINING - DEPOT	\$495.00
26/04/2018	EF058294	GEOBOX PTY LTD	VEHICLE CAMERAS - MONTHLY FEE	\$198.00
26/04/2018	EF058295	HARVEY NORMAN AV/IT SUPERSTORE BUSSELTON	ELECTRICAL APPLIANCE SERVICES	\$1,259.60
26/04/2018	EF058296	TAMMEX PTY LTD	PRINTER REQUIREMENTS	\$137.56
26/04/2018	EF058297	SUPPER ROAD	COUNCIL CATERING	\$1,555.00
26/04/2018	EF058298	ROAD SIGNS AUSTRALIA	SIGNAGE SUPPLIES - DEPOT	\$805.20
26/04/2018	EF058299	TENDERLINK.COM	TENDER ADVERTISING - LAYMAN & BURGEE	\$660.00
26/04/2018	EF058300	BIKE SHED DUNSBOROUGH	FREE BIKE SAFETY CHECK - DNS	\$500.00
26/04/2018	EF058301	KITCHEN WORKS	5 X \$50 VOUCHERS	\$250.00
26/04/2018	EF058302	SOUTH WEST CONCRETE CUTTING & DRILLING	CONCRETE CUTTING - BSN FORESHORE	\$300.00
26/04/2018	EF058303	PLAN E	PLAYSPACE - JETTY PRECINCT	\$8,245.33
26/04/2018	EF058304	WELLGEVITY	PILATES AND BARRE CLASSES	\$150.00
26/04/2018	EF058305	JSF BRUSHES	INDUSTRIAL BRUSHES - DEPOT	\$3,603.60
26/04/2018	EF058306	BARKA PTY LTD	CONCRETE PATH - LOT 106 CYRILLEAN WAY DNS	\$11,166.00
26/04/2018	EF058307	MERCURE HOTEL PERTH	STAFF ACCOMMODATION	\$1,226.00



Date	Payment Ref.	Name	Description	Amount
26/04/2018	EF058308	KITCHEN TAKEOVERS	CATERING - SWLPG MEETING	\$92.40
26/04/2018	EF058309	VITACO HEALTH AUSTRALIA PTY LTD	HEALTH SUPPLEMENTS - GLC	\$85.75
26/04/2018	EF058310	PERRON DEVELOPMENT P/L & STAWELL P/L	WATER IRRIGATION CHARGES - VASSE	\$9,641.29
26/04/2018	EF058311	VICKI NICHOLSON	ART CLASSES	\$80.00
26/04/2018	EF058312	BAYTHE LINEN AND LAUNDRY	SUPPLY OF CLEAN LINEN - BJTP	\$773.75
26/04/2018	EF058313	FRESH AS	REFRESHMENTS - GLC	\$589.55
26/04/2018	EF058314	AUBREY SMITH	ANIMATION OF BIKE SAFETY	\$2,000.00
26/04/2018	EF058315	REVOLUTION APPS PTY LTD	E-COMMERCE PLATFORM FOR COMPOSTING GEAR	\$464.25
26/04/2018	EF058316	ADVANCED DRIVEWAY SEALING	MAINTENANCE SERVICES- VARIOUS LOCATIONS	\$1,507.00
26/04/2018	EF058317	TRANEX GROUP	PORTABLE TRAFFIC LIGHTS - DEPOT	\$1,433.97
26/04/2018	EF058318	NORFOLK BLINDS PTY LTD	SUPPLY AND INSTALLATION OF BLINDS - COB	\$4,127.20
26/04/2018	EF058319	PRIME MEDIA GROUP LTD	ADVERTISING SERVICES - GLC - CHANNEL SEVEN	\$880.00
26/04/2018	EF058320	BEACHSIDE BUILDING & MAINTENANCE	BUILDING DIVISION - COB	\$4,790.00
26/04/2018	EF058321	THE SEBEL BUSSELTON	STAFF ACCOMMODATION	\$382.00
26/04/2018	EF058322	PC AUSTRALASIA PTY LTD	FIRE FIGHTING FOAM	\$4,379.76
26/04/2018	EF058323	RETHINK MARKETING	MARKETING - MOSQUITO AWARENESS	\$2,959.00
26/04/2018	EF058324	OFFICEWORKS	OFFICE EQUIPMENT SERVICES - GLC	\$1,095.90
26/04/2018	EF058325	CANCELLED	PROCESSING ERROR	\$0.00
26/04/2018	EF058326	CSSTECH GROUP PTY LTD	ICT SERVICES	\$2,016.41
26/04/2018	EF058327	DORSOGNA LIMITED	ICE CREAM AND SMALL GOODS - GLC	\$2,289.96
26/04/2018	EF058328	OPRA AUSTRALIA PTY LTD	PSYCHOMETRIC ASSESSMENT SERVICES	\$715.00
26/04/2018	EF058329	MURDOCH UNIVERSITY	FISH SAMPLING REPORTING - FAUNA SURVEY TOBY INLET	\$13,633.90
26/04/2018	EF058330	GREG HAREWOOD	FAUNA LICENCE FEE	\$374.00
26/04/2018	EF058331	BOWEN-SANT DESIGN	GRAPHIC DESIGN SERVICE - BMRRR LOGO DESIGN	\$2,000.00
26/04/2018	EF058332	ASF CLEANING PTY LTD	CLEANING SERVICES - VARIOUS LOCATIONS	\$32,874.65
26/04/2018	EF058333	THE IRRIGATION SHOP	IRRIGATION EQUIPMENT - DEPOT	\$787.05
26/04/2018	EF058334	MT PAINTING SERVICES	PAINTING SERVICES - UNIT 26 WINDERLUP VILLAS	\$3,916.00
26/04/2018	EF058335	ROB GRIFFITHS PRINTER	500 X BUSINESS CARDS	\$143.00
26/04/2018	EF058336	JANE WILSHAW	ENVIRONMENTAL SERVICES - MEELUP WEBSITE	\$2,970.00
26/04/2018	EF058337	PRO CRACK SEAL	CRACK SEALING SERVICES - VARIOUS LOCATIONS DNS	\$18,150.00
26/04/2018	EF058338	PAUL PICHUGIN	PHOTOGRAPHY - ARTGEO PROMOTIONS	\$1,540.00
26/04/2018	EF058339	HOTEL IBIS PERTH	VARIOUS STAFF MEMBERS ACCOMMODATION	\$1,313.00
26/04/2018	EF058340	E-STATION	MAINTENANCE ON DC CHARGING STATION	\$1,902.73
26/04/2018	EF058341	MODULAR WA	HOLIDAY CABINS FOR BJTP	\$53,662.32
26/04/2018	EF058342	COMPUTER WEST	INFORMATION TECHNOLOGY - TECH SAVVY SENIORS TRAINING	\$150.00
26/04/2018	EF058343	SHOP A DOCKET	ADVERTISING - GLC	\$1,299.98
26/04/2018	EF058344	ARCADIS AUSTRALIA PACIFIC PTY LTD	ENVIRONMENTAL - SOIL VAPOUR SAMPLING - DEPOT	\$7,480.00
26/04/2018	EF058345	CLAIRE EDWARDS	SEDIMENT SAMPLING - VASSE RIVER	\$536.45
26/04/2018	EF058346	INTERNATIONAL ASSOCIATION OF PUBLIC PARTICIPATION AUSTRALASI	TRAINING SERVICES	\$770.00
26/04/2018	EF058347	DDL AUSTRALIA PTY LTD	IT EDUCATION AND TRAINING	\$4,389.00
26/04/2018	EF058348	SOUTHERN CIVIL EARTHWORKS PTY LTD	POSI TRACK HIRE - JETTY PRECINCT	\$1,320.00

Date	Payment Ref.	Name	Description	Amount
26/04/2018	EF058349	TIM EVA'S NURSERY	REPLACEMENT TREES - DEPOT	\$352.00
26/04/2018	EF058350	VASSE ROYALS NETBALL CLUB	KIDSPORT VOUCHERS	\$710.00
26/04/2018	EF058351	FOWLER SURVEYS	YELVERTON ROAD SURVEY	\$4,963.75
26/04/2018	EF058352	DR MARDIE O'SULLIVAN	RESEARCH AND EXIBITION DEVELOPMENT - HERITAGE	\$1,015.00
26/04/2018	EF058353	ALPINE LAUNDRY PTY LTD	COMMERCIAL LAUNDRY - UNDALUP ROOM	\$562.21
26/04/2018	EF058354	SARAH'S PLACE	NEW BLINDS - UNIT 26 WINDERLUP VILLAS	\$838.00
26/04/2018	EF058355	AVIATOR MEDIA PTY LTD	ADVERTISING BMRA	\$979.00
26/04/2018	EF058356	RIDING FOR THE DISABLED CAPEL INC	KIDSPORT VOUCHERS	\$330.00
26/04/2018	EF058357	PRIME RESOURCES MANAGEMENT PTY LTD	CONSULTING SERVICES FOR BUSSELTON JETTY	\$3,617.90
26/04/2018	EF058358	LACHLAN MCALISTER	DJ SOUTH WEST YOUTH FESTIVAL	\$480.00
26/04/2018	EF058359	BARLEE FOOD SPOT	CATERING - BRIGADE PRESCRIBED BURN	\$461.00
26/04/2018	EF058360	INTERNATIONAL ON THE WATER HOTEL	STAFF ACCOMMODATION	\$190.00
26/04/2018	EF058361	GEOGRAPHE CIVIL	SOIL SAMPLING LOU WESTON	\$1,463.00
26/04/2018	EF058362	HARVEY NORMAN FURNITURE BUSSELTON	FURNITURE - GLC	\$714.00
26/04/2018	EF058363	NICHOLAS LEEDER	REFUND DOG REGISTRATION - NOW STERILISED	\$150.00
26/04/2018	EF058364	ARROW BRONZE	MEMORIAL PLAQUES SUPPLIER	\$1,390.34
26/04/2018	EF058365	PK COURIERS	COURIER SERVICES - DEPOT	\$508.20
26/04/2018	EF058366	SPOTLIGHT	VACATION CARE SUPPLIES	\$27.45
26/04/2018	EF058367	BUSSELTON TOYOTA	VEHICLE PURCHASES / SERVICES / PARTS - FLEET	\$700.85
26/04/2018	EF058368	GILS MOWING	MAINTENANCE SERVICES - WINDERLUP VILLAS	\$2,025.00
26/04/2018	EF058369	ECOSYSTEMS SOLUTIONS	CONSULTANCY SERVICES - YELVERTON ROAD	\$19,140.00
26/04/2018	EF058370	CHRISTIAN & CO ELECTRICAL CONTRACTORS	MAINTENANCE TO WASHING MACHINE - BJTP	\$1,405.67
26/04/2018	EF058371	BOC GASES AUSTRALIA LTD	GAS SERVICES - GLC	\$1,094.82
26/04/2018	EF058372	CJD EQUIPMENT PTY LTD	PLANT PURCHASES / SERVICES / PARTS - DEPOT	\$1,084.47
26/04/2018	EF058373	DAVID GRAY & CO	GARBAGE BINS & PARTS SUPPLIER - DNS DEPOT	\$1,403.60
26/04/2018	EF058374	MP ROGERS & ASSOCIATES PTY LTD	PORT GEOGRAPHE FINGER JETTY	\$13,180.99
26/04/2018	EF058375	AC FORSTER & SON	PLUMBING SERVICES- ARTS SOCIETY	\$3,151.50
26/04/2018	EF058376	FENNESSY'S	VEHICLE PURCHASES / SERVICES / PARTS - DEPOT	\$1,083.58
26/04/2018	EF058377	FTE ENGINEERING	MAINTENANCE SERVICES - BSN TIP & DEPOT	\$1,783.65
26/04/2018	EF058378	GROCOCK GLASS	GLASS WORK REPAIRS - NCC	\$402.80
26/04/2018	EF058379	GEOGRAPHE TIMBER & HARDWARE	HARDWARE SUPPLIES - DEPOT	\$2,059.87
26/04/2018	EF058380	SOUTHERN LOCK & SECURITY	SECURITY SERVICES - KEYS LOCKS	\$83.25
26/04/2018	EF058381	JASON SIGNMAKERS	SIGNAGE SUPPLIES - SHARK ACTIVITY	\$1,721.50
26/04/2018	EF058382	TREVORS CARPETS BUSSELTON	FLOOR COVERING - UNIT 26 WINDERLUP VILLAS	\$1,500.00
26/04/2018	EF058383	KD POWER & CO	MAINTENANCE SERVICES	\$22.00
26/04/2018	EF058384	DUCHESS MEDICAL PRACTICE	MEDICAL SERVICES - WASTE & FLEET	\$83.80
26/04/2018	EF058385	ELECTRICAL DISTRIBUTORS OF WA PTY LTD	ELECTRICAL SERVICES	\$48.35
26/04/2018	EF058386	B & J CATALANO PTY LTD	GRAVEL CRUSHING - PATTON TERRACE	\$9,606.89
26/04/2018	EF058387	MALATESTA ROAD PAVING & HOTMIX	ROAD HOTMIX / PAVING - VARIOUS LOCATIONS	\$170,775.81
26/04/2018	EF058388	BUCHER MUNICIPAL PTY LTD	ENGINEERING - PLANT SPARES & SERVICING - DEPOT	\$9,400.72
26/04/2018	EF058389	NICHOLLS MACHINERY	PLANT PURCHASES / SERVICES / PARTS - DEPOT	\$3,016.95

Date	Payment Ref.	Name	Description	Amount
26/04/2018	EF058390	ROYAL LIFE SAVING SOCIETY - WESTERN AUSTRALIA	TRAINING SERVICES - GLC	\$1,718.90
26/04/2018	EF058391	LANDGATE CUSTOMER ACCOUNT	LAND INFORMATION - TITLE SEARCHES - SUBSCRIPTION	\$5,483.20
26/04/2018	EF058392	CHOICES BY KYM NISBET	FLOOR COVERING SPARE - COB	\$6,083.00
26/04/2018	EF058393	HANSON CONST. MATERIALS PTY LTD	CONCRETE SERVICES - PLOVER COURT	\$1,400.08
26/04/2018	EF058394	DELRON CLEANING BUSSELTON	BBQ CLEANING - VARIOUS LOCATIONS	\$1,004.92
26/04/2018	EF058395	SOUTH WEST STEEL PRODUCTS	STEEL PRODUCTS SUPPLIER - DEPOT	\$2,876.50
26/04/2018	EF058396	SPORTSPOWER	SPORT EQUIPMENT -BIKE WEEK GIFT VOUCHERS	\$662.50
26/04/2018	EF058397	SOUTH WEST MACHINING CENTRE	20 X STEEL REMOVABLE BOLLARDS	\$11,059.40
26/04/2018	EF058398	LANDGATE (VALUER GENERAL'S OFFICE)	LAND VALUATIONS - RATES & INTERIM VALUATIONS	\$4,798.48
26/04/2018	EF058399	STATE LIBRARY OF WESTERN AUSTRALIA	LIBRARY - FRIEGHT & EX LOAN CHARGES	\$3,666.04
26/04/2018	EF058400	PENDREY AGENCIES P/L	CHEMICAL / RURAL SUPPLIES - CORFLUTE GUARDS	\$25,652.72
26/04/2018	EF058401	WINC AUSTRALIA PTY LTD	BSN LIBRARY STATIONERY SUPPLIER	\$695.25
26/04/2018	EF058402	GALVINS PLUMBING PLUS	PLUMBING SUPPLIES - HAMMOND ROAD	\$3,341.80
26/04/2018	EF058403	BUSSELTON MOTORS (MITSUBISHI/MAZDA)	NEW FLEET VEHICLE - MITSUBISHI OUTLANDER LS DIESEL	\$37,915.00
26/04/2018	EF058404	COURIER AUSTRALIA	COURIER SERVICES	\$656.24
26/04/2018	EF058405	THINK WATER DUNSBOROUGH	RETICULATION SERVICES - VARIOUS LOCATIONS	\$5,886.76
26/04/2018	EF058406	DUNSBOROUGH BOBCAT SERVICE	EARTHMOVING - BOBCAT HIRE	\$15,196.50
26/04/2018	EF058407	PRO-LINE KERBING	KERBING - LAYMAN ROAD	\$32,435.37
26/04/2018	EF058408	ROD'S AUTO ELECTRICS	VARIOUS AUTO ELECTRICAL REPAIRS	\$332.34
26/04/2018	EF058409	OTIS ELEVATOR COMPANY PTY LTD	ELEVATOR SERVICES - QUARTERLY INSTALLMENT	\$1,473.88
26/04/2018	EF058410	BUSSELTON SENIOR CITIZENS CENTRE	2017/2018 FUNDING - RUNNING ORDER	\$22,874.50
26/04/2018	EF058411	SW PRECISION PRINT	PRINTING SERVICES - STATIONARY	\$1,429.60
26/04/2018	EF058412	PRESTIGE PRODUCTS	HOSPITALITY EQUIPMENT SUPPLIER	\$732.38
26/04/2018	EF058413	SOUTH WEST ISUZU	PLANT PURCHASES / SERVICES / PARTS	\$16,265.10
26/04/2018	EF058414	DUNSBOROUGH SIGNS & GRAPHICS	SIGNAGE SERVICES - YALLINGUP HALL	\$1,204.50
26/04/2018	EF058415	CUTTING EDGES EQUIPMENT PARTS PTY LTD	GRADER BLADES	\$1,760.00
26/04/2018	EF058416	BLACKWOODS	FLEET CONSUMABLES & MAINTENANCE PARTS - DEPOT	\$1,347.51
26/04/2018	EF058417	ANIMAL PEST MANAGEMENT SERVICES	FERAL ANIMAL CONTROL - MEELUP N/PK	\$2,068.00
26/04/2018	EF058418	BAY SIGNS	SIGNAGE SERVICES - ARTGEO	\$70.00
26/04/2018	EF058419	ESRI AUSTRALIA	SOFTWARE SERVICES - LICENCES	\$2,123.00
26/04/2018	EF058420	ACTIV FOUNDATION INC	MAINTENANCE SERVICES - VARIOIUS LOCATIONS	\$32,795.40
26/04/2018	EF058421	BUSSELTON PEST & WEED CONTROL	PEST CONTROL SERVICES - VARIOUS LOCATIONS	\$32,044.76
26/04/2018	EF058422	WEST OZ LINEMARKING	LINE MARKING - VASSE BYPASS FOOTPATH	\$1,617.00
26/04/2018	EF058423	ALL BUSSELTON GAS & PLUMBING SERVICE	PLUMBING SERVICES - WINDERLUP VILLAS	\$5,741.50
26/04/2018	EF058424	BUSSELTON MULTI SERVICE	ENGRAVING - CITIZEN OF THE YEAR MEDALS	\$60.00
26/04/2018	EF058425	WESTRAC EQUIPMENT P/L	PLANT PURCHASES / SERVICES / PARTS - DEPOT	\$13,150.28
26/04/2018	EF058426	BUSSELTON BUILDING PRODUCTS	BUILDING PRODUCT - VARIOUS MATERIALS	\$4,233.29
26/04/2018	EF058427	LAWRENCE & HANSON	ELECTRICAL/PROTECTIVE CLOTHING SUPPLIES - DEPOT	\$12,624.70
26/04/2018	EF058428	BUSSELTON FLORIST	FLOWERS AND GIFTS - ORGANISING 2018 STAFF CONFERENCE	\$55.00
26/04/2018	EF058429	B & B STREET SWEEPING	STREET SWEEPING SERVICE - VARIOUS LOCATIONS	\$72,147.55
26/04/2018	EF058430	WORK CLOBBER	PROTECTIVE CLOTHING SUPPLIER - STAFF	\$3,301.40

Date	Payment Ref.	Name	Description	Amount
26/04/2018	EF058431	TOTAL EDEN PTY LTD	RETICULATION SUPPLIES - VARIOUS LOCATIONS	\$3,838.73
26/04/2018	EF058432	BSEWA	ELECTRICAL SERVICES - VARIOUS LOCATIONS	\$24,880.27
26/04/2018	EF058433	PENFOLDS TRANSPORT PTY LTD	CARTAGE SERVICES - YELVERTON ROAD	\$3,234.00
26/04/2018	EF058434	KLEENHEAT GAS	GAS SERVICES - GLC	\$1,423.40
26/04/2018	EF058435	K W KEALLEY	STAFF REIMBURSEMENT - SUPPLY PLAQUES - CRUISE SHIPS	\$320.00
26/04/2018	EF058436	BUNNINGS BUILDING SUPPLIES	HARDWARE SUPPLIES - VARIOUS MATERIALS	\$2,630.91
26/04/2018	EF058437	BUSSELTON SEA SCOUTS GROUP	KIDSPORT VOUCHERS	\$300.00
26/04/2018	EF058438	ELLENBY TREE FARM PTY LTD	REPLACEMENT TREE - BSN LIBRARY	\$330.00
26/04/2018	EF058439	W A TREASURY CORPORATION	LOAN REPAYMENTS	\$116,424.05
26/04/2018	EF058440	AUSTRALIAN AIRPORTS ASSOCIATION	SUBSCRIPTION - ONLINE TRAINING	\$770.00
26/04/2018	EF058441	BUSSELTON REFRIGERATION & AIRCONDITIONING	DEGAS FRIDGES BSN & DNS TIPS 2017/18	\$2,906.07
26/04/2018	EF058442	CAMPBELLS	GLC KIOSK PURCHASES	\$474.14
26/04/2018	EF058443	CHEM CENTRE	WATER SAMPLE ANALYSIS	\$1,092.30
26/04/2018	EF058444	GEOFABRICS AUSTRALASIA PTY LTD	SAND BAG SUPPLIER - KOORABIN DRIVE	\$26,140.38
26/04/2018	EF058445	SOUTHWEST TYRE SERVICE	PLANT TYRE SUPPLIER / REPAIRER - FLEET	\$15,232.38
26/04/2018	EF058446	DAVID MILDWATERS ELECTRICAL	MAINTENANCE SERVICES - GLC	\$20,342.51
26/04/2018	EF058447	CHUBB FIRE & SECURITY PTY LTD	FIRE EQUIPMENT SERVICES	\$57.20
26/04/2018	EF058448	SIGMA COMPANIES GROUP PTY LTD	CHEMICAL SUPPLIER - GLC	\$81.68
26/04/2018	EF058449	COLES	COUNCIL & STAFF REFRESHMENTS - GLC	\$571.58
26/04/2018	EF058450	JOMAR CONTRACTING	MAINTENANCE SERVICES - QUINDALUP STH RD	\$4,323.00
26/04/2018	EF058451	CARDNO (WA) PTY LTD	CONSULTANCY SERVICES - RENDEZVOUS ROAD	\$9,502.35
26/04/2018	EF058452	BUSSELTON HISTORICAL SOCIETY	COMMUNITY BIDS 17/18 RD 2	\$1,454.00
26/04/2018	EF058453	TECHNOLOGY ONE LIMITED	SOFTWARE - CONSULTING TRAINING	\$34,512.34
26/04/2018	EF058454	BUSSELTON HOCKEY STADIUM CLUB INC	COMMUNITY BIDS 2017/18	\$1,650.00
26/04/2018	EF058455	SOUTHERN MACHINING & MAINTENANCE	PLANT MAINTENANCE SERVICES - DEPOT	\$104.50
26/04/2018	EF058456	AIRPORT LIGHTING SPECIALISTS	ELECTRICAL SERVICES - WINDSOCKS - VASSE HWY	\$473.00
26/04/2018	EF058457	SOILS AINT SOILS	NURSERY SUPPLIES	\$114.00
26/04/2018	EF058458	CARBONE BROS PTY LTD	LIMESTONE SUPPLIES - COLLEGE AVE CYCLEWAY	\$19,682.59
26/04/2018	EF058459	SPORTS TURF TECHNOLOGY	BSN FORESHORE TURF ASSESSMENT	\$11,495.00
26/04/2018	EF058460	BUSSELTON WELDING SERVICES	WELDING SERVICES - CARRY OVER - DEPOT	\$12,353.00
26/04/2018	EF058461	EARTH 2 OCEAN COMMUNICATIONS	INSTALL ANTENNA - DEPOT ROOF	\$1,158.22
26/04/2018	EF058462	FLOWERS ON PRINCE	FLOWERS AND GIFTS - NEW BABY	\$80.00
26/04/2018	EF058463	AVIS SOUTHWEST RENTALS	VEHICLE RENTAL SERVICES - DEPOT	\$3,859.52
26/04/2018	EF058464	D W & S V ROBERTS	CONCRETE SERVICES - VARIOUS LOCATIONS	\$6,577.70
26/04/2018	EF058465	GAS-IT PIPE CONTRACTING	GAS SERVICES - BUNNINGS CYCLE WAY	\$4,864.20
26/04/2018	EF058466	CLEANAWAY	WASTE MANAGEMENT SERVICES - GLC	\$231.00
26/04/2018	EF058467	TYREPOWER BUSSELTON	PLANT TYRE SUPPLIER / REPAIRER - FLEET	\$955.00
26/04/2018	EF058468	AUTO ONE	PLANT PURCHASES / SERVICES / PARTS - FLEET	\$4,392.99
26/04/2018	EF058469	RICOH BUSINESS CENTRE	OFFICE EQUIPMENT SERVICES - PHOTOCOPYING	\$7,383.12
26/04/2018	EF058470	WREN OIL	WASTE OIL SERVICES	\$16.50
26/04/2018	EF058471	CAPE CELLARS BUSSELTON	REFRESHMENTS - UNDALUP ROOM - COUNCIL	\$2,076.67

Date	Payment Ref.	Name	Description	Amount
26/04/2018	EF058472	SPORTSWORLD OF WA	SPORT EQUIPMENT SUPPLIER - GLC	\$986.70
26/04/2018	EF058473	VM VISIMAX	FIRE EQUIPMENT SUPPLIER	\$142.10
26/04/2018	EF058474	SPORTS TURF ASSOCIATION (WA) INC	MEMBERSHIP	\$80.00
26/04/2018	EF058475	CROSS SECURITY SERVICES	SECURITY SERVICES	\$781.00
26/04/2018	EF058476	LAMANNA COMMERCIAL PLUMBING & DRAINAGE	LAYMAN ROAD DRAINAGE	\$13,618.00
26/04/2018	EF058477	BURKE AIR	AIR CONDITIONING SERVICES	\$2,956.77
26/04/2018	EF058478	COCA COLA - AMATIL PTY LTD	GLC KIOSK PURCHASES	\$1,126.79
26/04/2018	EF058479	WML CONSULTANTS PTY LTD	GEOTECHNICAL CARBANUP RIVER BRIDGE	\$12,312.42
26/04/2018	EF058480	SURVCON PTY LTD	SURVEY SERVICES - VARIOUS LOCATIONS	\$13,413.95
26/04/2018	EF058481	LEEWIN TRANSPORT	COURIER SERVICES - DEPOT	\$3,808.57
26/04/2018	EF058482	GEOGRAPHE CAMPING AND TACKLE WORLD	OUTDOOR EQUIPMENT SUPPLIER	\$211.95
26/04/2018	EF058483	FOXTEL CABLE TELEVISION PTY LTD	CABLE TV SUBSCRIPTION - GLC	\$210.00
26/04/2018	EF058484	GRASSIAS TURF MANAGEMENT	CRICKET PITCH MANAGEMENT SERVICES - BOVELL PK	\$3,900.00
26/04/2018	EF058485	HERBERT SMITH FREEHILLS	SPECIALIST LEGAL ADVICE	\$30,972.26
26/04/2018	EF058486	AQUA SHED BUSSELTON	RETICULATION SERVICES - DEPOT	\$2,232.60
26/04/2018	EF058487	GEOGRAPHE SAWS AND MOWERS	PLANT PURCHASES / SERVICES / PARTS - DEPOT	\$4,977.20
26/04/2018	EF058488	SAFE & SURE SECURITY PTY LTD	SECURITY SERVICES - ALARM OCCURANCE - VARIOUS VENUES	\$9,174.00
26/04/2018	EF058489	STRATAGREEN	NURSERY SUPPLIES - DEPOT	\$3,514.50
26/04/2018	EF058490	LD TOTAL	LANDSCAPING SERVICES - VARIOUS LOCATIONS	\$18,137.78
26/04/2018	EF058491	TOTAL HORTICULTURAL SERVICES	LANDSCAPING SERVICES - VARIOUS LOCATIONS	\$12,113.03
26/04/2018	EF058492	SANITY - BUSSELTON	LIBRARY RESOURCES	\$768.75
26/04/2018	EF058493	DUNSBOROUGH COAST & LANDCARE	COMMUNITY BIDS 2017/18	\$9,504.00
26/04/2018	EF058494	BDA TREE LOPPING	TREE LOPPING - VARIOUS LOCATIONS	\$39,652.40
26/04/2018	EF058495	BAY CABINETS	FURNITURE PRODUCT SUPPLIER - COB	\$2,002.00
26/04/2018	EF058496	TRADE HIRE	PLANT HIRE & EQUIPMENT - VARIOUS MATERIALS	\$9,242.66
26/04/2018	EF058497	DOOR HARDWARE SOLUTIONS	HARDWARE SUPPLIES	\$587.02
26/04/2018	EF058498	RMS (AUST) PTY LTD	SOFTWARE SERVICES	\$52.80
26/04/2018	EF058499	CAPE RURAL CONTRACTING	FIRE CONTROL SERVICES - COMPLIANCE WORKS	\$1,265.00
26/04/2018	EF058500	VASSE DISTRICT COMMUNITY CENTRE	WETTASOIL - VASSE TOWN OVAL	\$500.00
26/04/2018	EF058501	AMBERGATE PLUMBING	PLUMBING SERVICES	\$187.00
26/04/2018	EF058502	CANCELLED	PROCESSING ERROR	\$0.00
26/04/2018	EF058503	MAIA FINANCIAL	AV SOLUTION - YOUTH BUILDING	\$4,104.84
26/04/2018	EF058504	THE ARTIST'S CHRONICLE	ADVERTISING - EXHIBITION EXPENSES	\$400.00
26/04/2018	EF058505	GEOGRAPHE GALLERY & PICTURE FRAMERS	PICTURE FRAMING SERVICES - BMRRRA	\$139.00
26/04/2018	EF058506	TRADE SALES	EQUIPMENT SUPPLIER	\$141.90
26/04/2018	EF058507	BROADWATER BRICK PAVING	PAVING SERVICES - BJTP	\$2,410.00
26/04/2018	EF058508	PHONOGRAPHIC PERFORMANCE CO. OF AUST. LTD.	LICENCE RENEWALS	\$158.24
26/04/2018	EF058509	MJB INDUSTRIES PTY LTD	DRAINAGE SUPPLIES - VARIOUS LOCATIONS	\$44,766.70
26/04/2018	EF058510	CAPEL CRANE HIRE	CRANE HIRE - VASSE HWY	\$488.40
26/04/2018	EF058511	REPEAT PLASTICS (WA)	JETTY BENCH SEATING	\$4,171.20
26/04/2018	EF058512	BEACHSIDE BUILDING & MAINTENANCE	PAINTING - VARIOUS LOCATIONS	\$6,969.00

Date	Payment Ref.	Name	Description	Amount
26/04/2018	EF058513	ELECTRICAL IRRIGATION SERVICES	ELECTRICAL SERVICES - BSN FORESHORE	\$14,546.95
26/04/2018	EF058514	SHORE COASTAL PTY LTD	COASTAL CONSULTANCY - VARIOUS LOCATIONS	\$22,253.00
26/04/2018	EF058515	HART SPORT	SPORT EQUIPMENT SUPPLIER - GLC	\$229.90
26/04/2018	EF058516	STRATEGEN ENVIRONMENTAL CONSULTANTS PTY LTD	CONSULTANCY SERVICES - BMRRRA	\$3,300.00
26/04/2018	EF058517	HERTZ AUSTRALIA PTY LTD	VEHICLE RENTAL SERVICES - STAFF	\$307.85
26/04/2018	EF058518	BRIAN FISHER FABRICATIONS	MAINTENANCE SERVICES - FRAME EVENT TRAFFIC SIGN	\$2,750.00
26/04/2018	EF058519	RAMADA RESORT & SPA DUNSBOROUGH	CATERING AND VENUE HIRE - TOBY INLET WK/SHOP	\$614.00
26/04/2018	EF058520	CAPE DRYCLEANERS	LINEN CLEANING SERVICES	\$10.20
26/04/2018	EF058521	HIP POCKET WORK WEAR AND SAFETY	UNIFORMS & PROTECTIVE CLOTHING	\$8,553.86
26/04/2018	EF058522	NEVERFAIL SPRINGWATER LTD	WATER REFILL SERVICE - DUNS WASTE FACILI	\$336.00
26/04/2018	EF058523	PFD FOOD SERVICES PTY LTD	GLC KIOSK PURCHASES	\$85.85
26/04/2018	EF058524	T-QUIP	MOWER PARTS & SERVICE - DEPOT	\$1,928.05
26/04/2018	EF058525	LOCAL GOVERNMENT PROFESSIONALS AUSTRALIA (WA DIVISION)	TRAINING SERVICES	\$1,340.00
26/04/2018	EF058526	BEACHLANDS LAWNMOWING SERVICE	LAWN MOWING SERVICE - OCEAN PALM VILLAS	\$260.00
30/04/2018	EF058527	NBN CO LIMITED	NATIONAL BROADBAND SERVICES	\$1,100.00
30/04/2018	EF058528	JAZZ BY THE BAY ASSOCIATION INC	GRANT 20018 - JAZZ BY THE BAY FESITVAL	\$49,500.00
30/04/2018	EF058529	PAM GLOSSOP	STAFF REIMBURSEMENT - WORKSHOP CATERING	\$55.22
30/04/2018	EF058530	HENDRIK BOSHOF	STAFF REIMBURSEMENT - WORKSHOP MEALS	\$216.10
				<b>\$5,286,679.15</b>

Date	Payment Ref.	Name	Description	Amount
<b>INTERNAL PAYMENT VOUCHERS - APRIL 2018</b>				
7/04/2018	DD003432	CALTEX AUSTRALIA PETROLEUM PTY LTD	FUEL SERVICES	\$68,808.86
31/03/2018	DD003433	ANZ BANK - VISA CARD	CREDIT CARD PAYMENT	\$16,742.39
17/04/2018	DD003434	P & J CLARKE	CORRECTION OF BPAY PAYMENT - REFUND OF RATES OVERPAYMENT	\$452.00
11/04/2018	DD003435	PAY 21	FORTNIGHTLY PAYROLL	\$712,958.41
13/04/2018	DD003436	SPECIAL PAY 4217	SPECIAL PAY	\$526.42
29/03/2018	DD003437	K BRYANT	CORRECTION OF BPAY PAYMENT - REFUND OF RATES OVERPAYMENT	\$537.00
3/04/2018	DD003438	LES MILLS ASIA PACIFIC	CONTRACT FEES - GLC	\$749.20
3/04/2018	DD003439	LES MILLS ASIA PACIFIC	CONTRACT FEES - NCC	\$561.90
3/04/2018	DD003440	ANZ BANK	BANK FEES	\$6,245.66
3/04/2018	DD003441	ANZ BANK	BANK FEES	\$15.00
3/04/2018	DD003442	ANZ BANK	BANK FEES	\$4,673.06
3/04/2018	DD003443	ANZ BANK	BANK FEES	\$120.72
3/04/2018	DD003444	COMMONWEALTH BANK	BANK FEES	\$3,905.37
3/04/2018	DD003445	RATE REFUNDS	REFUND OF RATE OVERPAYMENT	\$514.49
4/04/2018	DD003446	A DOUGLAS & S CASTLE	CORRECTION OF BPOINT PAYMENT - REFUND OF RATES OVERPAYMENT	\$121.00
4/04/2018	DD003447	ANZ BANK	BANK FEES	\$296.56
4/04/2018	DD003448	ANZ BANK	BANK FEES	\$372.49
9/04/2018	DD003449	H & L HEKE	CORRECTION OF BPAY PAYMENT - REFUND OF RATES OVERPAYMENT	\$446.00
16/04/2018	DD003450	COMMONWEALTH BANK	BANK FEES	\$484.31
16/04/2018	DD003451	THETFORD NOMINESS PTY LTD	CORRECTION OF BPAY PAYMENT - REFUND OF RATES OVERPAYMENT	\$1,172.29
24/04/2018	DD003452	PAY 22	FORTNIGHTLY PAYROLL	\$728,281.79
				<b>\$1,547,984.92</b>
<b>TRUST ACCOUNT - APRIL 2018</b>				
13/04/2018	007390	BUILDING COMMISSION	REGISTRATIONS / LEVY PAYMENTS	\$25,746.83
13/04/2018	007391	CONSTRUCTION TRAINING FUND	BCITF LEVY	\$3,816.90
13/04/2018	007392	CITY OF BUSSELTION	VARIOUS REIMBURSEMENTS	\$646.00
				<b>\$30,209.73</b>

### 6.3 BUDGET AMENDMENT REQUEST

<b>SUBJECT INDEX:</b>	Budget Planning and Reporting
<b>STRATEGIC OBJECTIVE:</b>	Governance systems, process and practices are responsible, ethical and transparent.
<b>BUSINESS UNIT:</b>	Finance and Corporate Services
<b>ACTIVITY UNIT:</b>	Finance and Corporate Services
<b>REPORTING OFFICER:</b>	Manager Financial Services - Kim Dolzadelli
<b>AUTHORISING OFFICER:</b>	Director Finance and Corporate Services - Tony Nottle
<b>VOTING REQUIREMENT:</b>	Absolute Majority
<b>ATTACHMENTS:</b>	Nil

#### **PRÉCIS**

This report seeks recommendation of the Finance Committee to Council for the approval of budget amendments as detailed in this report. Adoption of the Officers recommendation will result in no change to the City's current Amended Budgeted Surplus Position of \$0.

#### **BACKGROUND**

Council adopted its 2017/2018 Municipal Budget on Wednesday, 26 July 2017 with a balanced Budget position.

Since this time Council has been advised of certain funding changes that have impacted the original Budget and Council is now being asked to consider Budget Amendments for the following Key Areas/Projects:

#### **1. "Purchase of Hangar Buildings – Busselton Margaret River Airport"**

#### **BACKGROUND**

At its meeting held 28 March 2018 Council consider Item 17.1 with respect to "PURCHASE OF HANGAR BUILDINGS: BUSSELTON MARGARET RIVER AIRPORT". The purpose of the item was for Council to consider a proposed agreement for the purchase of two hangar buildings and continuing lease arrangements for those buildings between the City of Busselton and hangar owners (and their members) at the Busselton-Margaret River Airport.

The following decision of Council was carried by Absolute Majority:

#### **"COUNCIL DECISION AND AMENDED OFFICER RECOMMENDATION**

**C1803/066**      *Moved Councillor P Carter, seconded Deputy Mayor McCallum*

#### **ABSOLUTE MAJORITY DECISION OF COUNCIL REQUIRED**

*That the Council:*

- 1. Authorises the Chief Executive Officer to enter into a contract to purchase the Hangar Building from Busselton Hangar Owners Pty Ltd as trustee for the Busselton Hangar Owners' Unit Trust up to the figure outlined in the officers report on page 6;*
- 2. Authorises the Chief Executive Officer to enter into a contract to purchase the Hangar Building from Geographe Hangar Owners' Group Inc up to the figure outlined in the officers report on page 6;*



3. *Authorises the Chief Executive Officer to advertise an intended disposition of the disposition of land by way of lease as outlined in this report and invite public submissions in accordance with Section 3.58(3) of the Local Government Act 1995;*
4. *Delegates to the Chief Executive Officer the power and authority to consider submissions received pursuant to resolution 3 and, subject to not receiving any adverse submissions, to discharge of the Council's duties under Section 3.58(3) and to complete the land exchange contract;*
5. *The transaction be subject to a budget amendment report following the purchases being finalised; and*
6. *Delegates the CEO the power and authority to vary the existing leases to allow an extension of the BHO and GHO leases on a monthly basis until 31 March 2019 at the latest.*

**CARRIED 9/0"**

In accordance with point "5." of the above resolution a formal Budget Amendment is now being sought.

#### **PLANNED EXPENDITURE ITEMS**

Purchase of two hangar buildings.

Officers propose that the 2017/2018 Adopted Budget be amended to reflect the following funding changes, shown in Table 1.

**Table 1:**

<i>Cost Code</i>	<i>Description</i>	<b>Current Budget</b>	<b>Change</b>	<b>Proposed Amended Budget</b>
<b>Revenue</b>				
Reserve Transfer	Airport Reserve	0	-550,000	-550,000
<b>Expenditure</b>				
341-B9718-3125-0000	Airport Hangar Purchases	0	550,000	550,000
<b>Net Total</b>		0	0	0

#### **PROPOSED OUTCOME**

Formal Amendment to Budget for the purchase of two hangar buildings.

### **2. "Be Connected: Activation Grant"**

#### **BACKGROUND**

The City was successful in receiving \$3,000 in grant funding from Good Things Foundation to help fund the Libraries' Be Connected Digital Literacy Program for seniors. In 2017/18 the City will receive two up-front payments of \$1,500, one each for Busselton and Dunsborough Libraries. Funding will be received in May 2018. These grants have a contract start date of 1st May 2018 and will run for 10 months, with acquittal 28th February 2019.

## PLANNED EXPENDITURE ITEMS

Per library, \$500 will be expended in May 2018. The remaining \$1,000 per library will be expended in 2018/19, spread evenly over the period July to December 2018.

The 2018/2019 Expenditure items will be carried forward into the 2018/2019 Budget.

The following amendments shown below in Table 2 are being sought for approval.

**Table 2:**

<i>Cost Code</i>	<i>Description</i>	<b>Current Budget</b>	<b>Change</b>	<b>Proposed Amended Budget</b>
<b>Expenditure</b>				
233-10380-3280-9821	Busselton Library – Contractors (including Staff)	6,000	1,500	7,500
233-10381-3280-9821	Dunsborough Library - Contractors (including Staff)	0	1,500	1,500
233-10380--9821	Busselton Library - Grant Funding	0	-1,500	-1,500
233-10381-1239-9821	Dunsborough Library - Grant Funding	0	-1,500	-1,500
<b>Net Total</b>		6,000	0	6,000

## PROPOSED OUTCOME

Be Connected is an Australian Government initiative aimed at increasing the confidence, skills and online safety of older Australians in using digital technology. With our libraries offering an increasing range of services and resources online and with more and more government services moving online, many seniors are missing out on the benefits of the digital world. This grant will assist our libraries to offer one-on-one and small group training to older Australians who have minimal or no engagement with digital technology, with an aim of increasing functional levels of digital inclusion within our community.

### 3. “Marketing and Events Reference Group Outcomes”

#### BACKGROUND

At its meeting held 28 March 2018 Council considered Item 13.5 with respect to “MARKETING AND EVENTS REFERENCE GROUP OUTCOMES”. The purpose of the item for Council to consider Recommendations of the Marketing and Events Reference Group (MERG) was held on Wednesday 22 November 2017.

The following decision of Council was carried by Absolute Majority:

**"COUNCIL DECISION AND OFFICER RECOMMENDATION**

**C1712/001**

*Moved Councillor P Carter, seconded Deputy Mayor J McCallum*

**ABSOLUTE MAJORITY DECISION OF COUNCIL REQUIRED**

*That Council;*

1. *As part of Round 2 of the Events Sponsorship Programme endorses the funding allocation towards the following events to be funded from the 2017/2018 Differential Rate Events Budget:*

<b>Event</b>	<b>Requested</b>	<b>Officer Recommendation</b>
<i>Yallingup Malibu Classic</i>	<i>2017/18 \$3,000 2018/19 \$3,000 2019/20 \$3,000</i>	<i>2017/18 \$2,500 2018/19 \$2,250 2019/20 \$2,000</i>
<i>South West Yoga Fest</i>	<i>2017/18 \$5,000</i>	<i>2017/18 \$2,000</i>
<i>Taj's Small Fries Yallingup</i>	<i>2017/18 \$15,000 2018/19 \$15,000 2019/20 \$15,000</i>	<i>2017/18 \$10,000 2018/19 \$9,000 2019/20 \$8,000</i>
<i>Busselton Junior Open Tennis</i>	<i>2017/18 \$3,000</i>	<i>2017/18 \$1,500</i>
<i>Busselton Open Tennis</i>	<i>2017/18 \$3,000</i>	<i>2017/18 \$1,500</i>
<i>Busselton Pride</i>	<i>2017/18 \$3,000 (+ \$500 in-kind traffic management)</i>	<i>2017/18 \$2,000 (+ \$500 in-kind traffic management)</i>
<i>Yalambi Show Jumping Classic</i>	<i>2017/18 \$8,000</i>	<i>2017/18 \$2,000</i>
<i>Wheelbite 2018</i>	<i>2017/18 \$3,500 2018/19 \$3,500 2019/20 \$3,500</i>	<i>2017/18 \$3,000 2018/19 \$2,750 2019/20 \$2,500</i>
<i>British Auto Classic</i>	<i>2017/18 \$500</i>	<i>2017/18 \$0*</i>
<i>Undalup Djeran Youth Week Event</i>	<i>2017/18 \$8,000</i>	<i>2017/18 \$3,000</i>
<i>West Cape Classic Car Rally</i>	<i>2017/18 \$5,000</i>	<i>2017/18 \$0</i>
<i>Margaret River Readers &amp; Writers Festival (Busselton events)</i>	<i>2017/18 \$10,000</i>	<i>2017/18 \$5,000</i>
<i>Cabin Fever 2018</i>	<i>2018/19 \$10,000</i>	<i>2018/19 \$10,000</i>
<b>TOTALS</b>	<b>2017/18 \$67,500 2018/19 \$31,500 2019/20 \$21,500</b>	<b>2017/18 \$33,000 2018/19 \$24,000 2019/20 \$12,500</b>

2. *As part of Round 2 of the Events Sponsorship Programme endorses the funding allocation towards the following events to be funded from the 2017/18 Municipal Events Budget:*

<b>Event</b>	<b>Requested</b>	<b>Officer Recommendation</b>
<i>Busselton Fringe Festival</i>	<i>2017/18 \$10,000</i> <i>2018/19 \$20,000</i>	<i>2017/18 \$10,000</i> <i>2018/19 \$20,000</i>
<i>Busselton Youth &amp; Community Activities Building Opening Event</i>	<i>2017/18 \$10,000</i>	<i>2017/18 \$10,000</i>
<b>TOTALS</b>	<b>2017/18 \$20,000</b> <b>2018/19 \$20,000</b>	<b>2017/18 \$20,000</b> <b>2018/19 \$20,000</b>

3. *As part of the Events Sponsorship Programme endorses the funding allocation towards the following events to be funded from the 2017/18 Differential Rates Marketing Budget:*

<b>Event</b>	<b>Requested</b>	<b>Officer Recommendation</b>
<i>SuperFoil Grand Prix</i>	<i>2017/18 \$50,000</i>	<i>2017/18 \$45,000 (cash)</i> <i>\$5,000 (in kind)</i>
<i>Busselton Fringe Festival</i>	<i>2017/18 \$10,000</i>	<i>2017/18 \$10,000</i>
<b>TOTALS</b>	<b>2017/18 \$60,000</b>	<b>2017/18 \$55,000 (cash)</b> <b>\$5,000 (in kind)</b>

4. *Endorses the re-allocation of \$5,000 funding previously allocated to Port Geographe Aquatic Sports to the Geographe Bay Yacht Club, for the running of the 2018 Geographe Bay Race Week.*
5. *Allocates up to \$75k cash towards See Picture's Go Karts film proposal to be funded from the 2017/18 Differential Rates Marketing Budget and up to \$50k in-kind support to be funded from existing in-kind event budget allocations contained within the 2017/18 adopted budget.*

**CARRIED 8/0**

*Reason: The City has received a proposal from See Pictures for a film production to be based in Busselton. The proposal was tabled at a special meeting of the City's Marketing and Events Reference Group where unanimous support was provided to fund the film based on the Officer recommendation. The use of marketing funds generated from the Differential Rates budget was seen as an effective way in which the City of Busselton can be promoted potentially to an international market."*

#### **PLANNED EXPENDITURE ITEMS**

To give effect to the resolution above a formal Budget Amendment is now being sought, with the following amendments shown below in Table 3 being sought for approval.

**Table 3:**

<i>Cost Code</i>	<i>Description</i>	<b>Current Budget</b>	<b>Change</b>	<b>Proposed Amended Budget</b>
<b>Expenditure</b>				
541-10556-3280	EWS – Go Karts Film Project	0	50,000	50,000
333-10530-3623	Comm. Services Administration Marketing & Promotion	0	130,000	130,000
333-10530-3641	Comm. Services Administration Events Sponsorship (Muni)	0	20,000	20,000
<b>Revenue</b>				
Transfer to Reserve	Airport Marketing Reserve	-300,000	200,000	-100,000
<b>Net Total</b>		-300,000	400,000	100,000

**PROPOSED OUTCOME**

To give effect to resolution above a formal Budget Amendment is now being sought.

**4. GLC Gym Equipment Leases****BACKGROUND**

In December 2014 Geographe Leisure Centre (GLC) was extended and the gym was relocated into a purpose built much larger area at the front of the centre. The relocation of the gym included a fit out of fixtures, audio and some extra fitness equipment over the next 15 months. This equipment and fit out was procured by entering into 3 separate lease agreements with All Leasing. The below table illustrates the details of each of the 3 lease agreements together with the current termination costs as well as the current cost to buy out some minor pieces of equipment and items that will not be returned at the end of the lease periods.

<b>Lease</b>	<b>Description</b>	<b>Start Date</b>	<b>End Date</b>	<b>Termination cost (ex GST)</b>	<b>Equipment buyout cost (ex GST)</b>
E6N0157842	Main Cardio & Some Pin Loaded Equipment	3/12/2014	1/01/2019	\$14,438.54	N/A
E6N0158174	Strength - Mainly Plates, Bars and other Light Free Weight Equipment	10/03/2015	1/07/2020	\$5,537.84	\$1,865.45
E6N0158066	Fit out of Mirrors, Flooring and Audio Equipment & some Cardio	6/02/2015	1/04/2020	\$32,838.37	\$1,775.37

Cardiovascular equipment (e.g. treadmills, bikes, cross trainers) particularly with the amount of usage at GLC typically last between 4 and 5 years before the cost of maintenance and machines out of order due to maintenance increases dramatically. As technology improves the functionality and customer expectations increase and machines 4 to 5 years old are now somewhat outdated. The current equipment at GLC is now over four (4) years old and some pieces of cardio equipment are currently continuously out of order and in need of repair. Constantly out of order and outdated equipment leads to customer dissatisfaction along with increased maintenance costs and inhibits our ability to attract and retain members.

The GLC net operating position to the end of March is \$250,534 below budget due to well performing revenue streams totalling approximately \$110,988 above budget, of which \$98,914 is from memberships revenue. Well controlled expenses are currently at \$139,546 below budget. This net operating position is likely to decrease with the commencement of some plant maintenance and some equipment purchases and the unbudgeted effect of the outdoor pool closure. We are expecting our EOFY closing position to still be significantly below budget estimated at between \$60k and \$80k below forecast net operating.

The current membership revenue performance is as a result of the introduction and implementation of a systemised sales process, sales and lead tracking and more recently a focus on retention, however out of service and out dated gym equipment has the ability to compromise this performance into the future in an increasingly competitive market.

#### PLANNED EXPENDITURE ITEMS

Payout the 3 leases at a total cost of \$52,814.75. All of the cardio equipment and some pin loaded machines on lease will be returned and a number of items will be retained such as the flooring, mirrors, audio equipment and minor weights equipment at a payout cost of \$3,640.82. Total planned expenditure will be \$56,455.57.

This action will enable the GLC to increase retention levels, maintain customer satisfaction levels, and keep up with the competition in a competitive market leading to increased membership revenue and a more sustainable centre.

The following amendments shown below in Table 4 are being sought for approval.

**Table 4:**

<i>Cost Code</i>	<i>Description</i>	<b>Current Budget</b>	<b>Change</b>	<b>Proposed Amended Budget</b>
<b>Expenditure</b>				
336-10591-3381	GLC - Lease of Equipment	60,750	56,500	117,250
<b>Revenue</b>				
336-10591-1641	GLC – Membership Income	-627,001	-56,500	-683,501
<b>Net Total</b>		566,251	0	566,251

#### PROPOSED OUTCOME

Installing new up to date fully functional gym equipment with a service/maintenance plan will assist the GLC in the attraction of new members and the retention of existing members. It will align the centres leasing arrangements and assist the centre achieve projected budget for the 2018/19 Financial Year and future years.

**STATUTORY ENVIRONMENT**

Section 6.8 of the Local Government Act refers to expenditure from the municipal fund that is not included in the annual budget. In the context of this report, where no budget allocation exists, expenditure is not to be incurred until such time as it is authorised in advance, by an absolute majority decision of the Council.

**RELEVANT PLANS AND POLICIES**

There are multiple plans and policies that support the proposed Budget Amendments.

**FINANCIAL IMPLICATIONS**

Budget amendments being sought will result in no change to Council's Budget Surplus position of \$0.

**Long-term Financial Plan Implications**

NA.

**STRATEGIC COMMUNITY OBJECTIVES**

This matter principally aligns with Key Goal Area 6 – 'Leadership' and more specifically Community Objective 6.1 - governance systems processes and practices are responsible, ethical and transparent.

**RISK ASSESSMENT**

There is a risk to the City, as there is with all projects undertaken, that the final cost could exceed budget. If this looks to be the case Council will be notified so a suitable offset / project scope back can be identified.

**CONSULTATION**

NA.

**OFFICER COMMENT**

The Officer commends the requested Budget Amendment to the Finance Committee for consideration and recommendation to Council.

**CONCLUSION**

Council's approval is sought to amend the budget as per the details contained in this report. Upon approval the proposed works will be planned, organised and completed.

**OPTIONS**

The Council could decide not to go ahead with any or all of the proposed budget amendment requests.

**TIMELINE FOR IMPLEMENTATION OF OFFICER RECOMMENDATION**

Should the Officer Recommendation be endorsed, the associated budget amendment will be processed within a month of being approved.

**OFFICER RECOMMENDATION****ABSOLUTE MAJORITY DECISION OF COUNCIL REQUIRED**

That Council endorse the Requested Budget Amendments contained within this report, resulting in no change to an Amended Budgeted Surplus Position of \$0.



#### 6.4 APPLICATION FOR EXEMPTION FROM RATING - LAMP INCORPORATED

<b>SUBJECT INDEX:</b>	Exemptions and Appeals (Rates)
<b>STRATEGIC OBJECTIVE:</b>	Governance systems, process and practices are responsible, ethical and transparent.
<b>BUSINESS UNIT:</b>	Financial Services
<b>ACTIVITY UNIT:</b>	Rates
<b>REPORTING OFFICER:</b>	Rates Coordinator - David Whitfield
<b>AUTHORISING OFFICER:</b>	Director Finance and Corporate Services - Tony Nottle
<b>VOTING REQUIREMENT:</b>	Simple Majority
<b>ATTACHMENTS:</b>	Nil

#### **PRÉCIS**

An application for an exemption from rating has been received from Lamp Incorporated. On the basis of the application this report recommends that the request for exemption be granted.

#### **BACKGROUND**

The Lamp Incorporated organisation is a not for profit/charitable group using their leased premises at 226 Bussell Highway West Busselton for the purposes of delivering psychological group support, one on one counselling, youth outreach and in-home services for people suffering from mental health issues.

The Annual Information Statement 2017 as lodged with the Australian Charities and Not for Profits Commission (ACNC) details the organisations activities and outcomes as:

“A community support service for people with Mental Health issues, their families and carers. Lamp activities cover a diverse range of community settings including supporting people with severe and persistent mental illness to live independently, to live in their homes, provide education, training and advocacy for carers and families, work with youth in crisis, self-harm and suicide prevention, homelessness, indigenous and family mental health support, work with school and juvenile justice systems providing early intervention for young people at risk. Lamp works with an individualised recovery model and the supports services it offers allows people with mental illness to optimise their lifestyle choices and become active and welcome members of communities.”

Documentation provided as part of the application includes:

- Application for Rate Exemption (Standard Application Form)
- Constitution and Rules for Lamp Inc
- Australian Charities and Not for Profits Commission (ACNC) Registration Summary
- ACNC Annual Information Statement 2017
- Australian Tax Office Notice of Endorsement for Charity Tax Concessions
- Lamp Inc Financial Report Year Ending 30 June 2017

Principal funding is provided by grants through such organisations as:

- Disability Services Commission
- Department of Child Protection
- Mental Health Commission
- Department of Health D2D Living Community Program
- Department of Social Services

**STATUTORY ENVIRONMENT**

Section 6.26 of the Local Government Act 1995 provides broad definitions for rateable and non-rateable land. Moreover, Section 6.26 (2) (g) states that land is not rateable if it is “used exclusively for charitable purposes”.

**RELEVANT PLANS AND POLICIES**

NA.

**FINANCIAL IMPLICATIONS**

The rates levied for 226 Bussell Hwy, West Busselton, totalled \$3,572 for the 2017/18 financial year. Approving the application for rate exemption from the date of application (28 March 2018) would equate to a reduction of approximately \$900 for 2017/2018 period, and the loss of the full years equivalent in future years.

**Long-term Financial Plan Implications**

As per the above, noting the amount to be forgone, this will not have a significant implication on the City's Long Term Financial Plan.

**STRATEGIC COMMUNITY OBJECTIVES**

This matter principally aligns with Key Goal Area 6 – ‘Leadership’ and more specifically Community Objective 6.1 - governance systems processes and practices are responsible, ethical and transparent.

**RISK ASSESSMENT**

There are no risks identified of a medium or greater level associated with the Officers recommendation. If Council chose to not approve the application for rate exemption there is a risk that it may be required to defend its decision if the matter were to be appealed by the applicant to the State Administrative Tribunal and, potentially as a result, incurring legal costs.

**CONSULTATION**

NA.

**OFFICER COMMENT**

In accordance with Section 6.26 (2) (g) of the Local Government Act, which states that land is not rateable if it is land used exclusively for charitable purposes, the application need only be considered in two parts – these being firstly; is the use itself “charitable”?, and secondly if the use is considered to indeed be charitable then; is the property being used exclusively for such use?

In considering the first part i.e. is the operations of Lamp Incorporated considered to be a charitable use, legal opinions have been consistent in defining a charitable purpose; as follows:

“The expression “charitable purposes” may be satisfied if the land is exclusively for one of the following purposes:

1. The relief of poverty;
2. The advancement of education;
3. The advancement of religion; and
4. Other purposes beneficial to the community.”

The services provided by Lamp Incorporated are, apart from a small once off membership fee of \$60.00 for insurance purposes, provided free of charge and the provision of those services to those suffering from mental health issues within the community would meet the requirements of the legal definition #4 “other purposes beneficial to the community”.

In considering the second part i.e. ‘is the property being exclusively used for a charitable purpose’ then firstly, it is recognised that the property is being leased by Lamp Incorporated from the Department of Housing. This is a common situation for a number of charitable organisations both here in the City of Busselton and with other local governments in WA. Legal advice has previously confirmed that this does not jeopardise the application with respect to exemption from rating.

Further, at this point attention is drawn to the findings of a 2002 Land Valuation Tribunal hearing (*Southern Cross Aged Care Inc v The City of Fremantle*) in which the following was stated:

“11. The statutory provision (Section 6.26 (2) (g) - Local Government Act 1995) does not make it necessary to decide by whom the use of the land is made. The question is for what purpose is the land used.

12. Accordingly the correct approach when determining exemption applications is to focus upon the actual use of the land. In other words whether a use is charitable will depend on essentially upon the nature of the activities that are being conducted upon the land in question.”

The property has been inspected and together with the application documentation is confirmed as being solely being used by Lamp Incorporated for purposes related to providing services for mental health. In this light the property is being used exclusively for a charitable purpose.

In terms of the current usage of the property there are no known compliance issues.

Should this application for exemption from rating be successful, the applicant will subsequently be advised that if the usage of the property should alter such that the requirements for eligibility for rate exemption are no longer met, then the rate exemption will be cancelled and rates and charges will become applicable from the date of such change.

## **CONCLUSION**

The details provided by Lamp Incorporated, including application documentation and an onsite inspection, together with reference to previous legal advice and similar rate exemption applications to Council, it is considered that the use of the property located at 226 Bussell Highway West Busselton by Lamp Incorporated is an exclusive charitable use.

## **OPTIONS**

The Council may decline the application for rate exemption on the basis that it considers that Lamp Incorporated is not providing a charitable purpose to the community or that such charitable use is not considered an exclusive use of the property.

Should the application be declined for either of the above reasons Lamp Incorporated has the option to appeal the matter via the State Administrative Tribunal. This action result will require Council to defend its position and may incur further legal costs as a result.

#### **TIMELINE FOR IMPLEMENTATION OF OFFICER RECOMMENDATION**

The proposed effective date for the commencement of the exemption from rating, if approved, would be the lodgement date of the application, being 28 March 2018.

#### **OFFICER RECOMMENDATION**

That the Council in accordance with Section 6.26 (2)(g) of the Local Government Act 1995 declare 226 Bussell Hwy, West Busselton, as leased by the Lamp Incorporation be declared exempt from rating on the basis that the property is used exclusively for a charitable purpose, with the effective date being the date of application, namely, 28 March 2018.

6.5 DONATIONS/CONTRIBUTIONS AND SUBSIDIES FUND - APRIL 2018

<b>SUBJECT INDEX:</b>	Donations/Contributions
<b>STRATEGIC OBJECTIVE:</b>	Governance systems, process and practices are responsible, ethical and transparent.
<b>BUSINESS UNIT:</b>	Governance Services
<b>ACTIVITY UNIT:</b>	Governance Services
<b>REPORTING OFFICER:</b>	Executive Assistant to Council - Katie Banks Community Development Officer - Naomi Davey
<b>AUTHORISING OFFICER:</b>	Chief Executive Officer - Mike Archer
<b>VOTING REQUIREMENT:</b>	Simple Majority
<b>ATTACHMENTS:</b>	Nil

**PRÉCIS**

This report provides an overview of the Donations and Contributions that have been allocated and are considered of relevance to members of the Finance Committee, and also the Council.

**FINANCIAL IMPLICATIONS**

The annual budget allowance for the Donations, Contributions and Subsidies Fund (Sponsorship Fund) is \$40,000.

- Total expenditure prior to this report is \$18,099.94
- Current Balance Available is \$21,900.06
- In April 2018 there were 6 applications received for sponsorship totalling \$2,240.10
- The balance available for future donations is \$19,659.96

App. No.	Recipient	Purpose	Amount
77/1718	South West Cycle Club for Delirium 24 Hour Rd Race	Seeking funds to assist with covering the extra costs associated with traffic management as the closure of Marine Tce was recommended following the 2017 event. In its 3 <sup>rd</sup> year of being held in Busselton, the race receives strong participation from Busselton cyclists and is a very popular event on the WA cycling calendar. The event was held at Barnard Park and members of the public were encouraged to participate as onlookers.	\$750.00
78/1718	Paige Newhill (Tennis Coach for Dunsborough Tennis Club)	Seeking financial assistance to cover the cost of accommodation required for tennis students competing in the CBH Country Championships in Mt Lawley 27-29 April 2018. The application was not supported due to not meeting the funding guidelines i.e. a formal selection process is not applicable for the event.	\$0.00

App. No.	Recipient	Purpose	Amount
79/1718	Tuart Forest Restoration Group	Seeking funds to assist with covering costs associated with organising the Ludlow Settlement Centenary Celebration to be held on 13 May 2018. Funding was provided to cover the cost of banners to promote the event. Entry to the event is free of charge, being held at the Ludlow settlement, located within the Busselton and Capel boundaries.	\$340.00
80/1718	Zonta Club of Dunsborough	Seeking funds to cover the cost of venue hire to host the Bridge Day Fundraiser being held on 23 June 2018 at the St Georges Family Centre. The competition is open to the public. Funds raised from the event are divided between Zonta's Ignite Program and Scholarships of Excellence for Year 11 girls from the 5 high schools within the municipality (\$500 per student).	\$426.50
81/1718	Dunsborough and District ANZAC Service (Organised by Brian Linaker & Phil Gifford)	Seeking funds to cover the cost of hiring a PA system for the community ANZAC Day service which now attracts over 1000 attendees.	\$523.60
82/1718	Maddison Johnston-Walker	Selected to represent WA at the Georgina Hope National Swimming Championships in Sydney 21-28 April 2018. Funds to assist with associated travel expenses.	\$200.00

#### **OFFICER RECOMMENDATION**

That the donations and sponsorships for the month of April 2018 be noted.

**7. GENERAL DISCUSSION ITEMS**

7.1 Confidential – Procurement in Relation to Shape Management

7.2 Confidential – Capital Works Project

**8. NEXT MEETING DATE**

Thursday, 21 June 2018

**9. CLOSURE**