



**City of Busselton**  
*Geographe Bay*

## **Finance Committee Agenda**

***15 March 2018***

ALL INFORMATION AVAILABLE IN VARIOUS FORMATS ON REQUEST

[city@busselton.wa.gov.au](mailto:city@busselton.wa.gov.au)

**CITY OF BUSSELTON**

**MEETING NOTICE AND AGENDA – 15 MARCH 2018**


---

**TO: THE MAYOR AND COUNCILLORS**

**NOTICE** is given that a meeting of the Finance Committee will be held in the Committee Room, Administration Building, Southern Drive, Busselton on Thursday, 15 March 2018, commencing at 9.30am.

The attendance of Committee Members is respectfully requested.

Statements or decisions made at Council meetings or briefings should not be relied on (or acted upon) by an applicant or any other person or entity until subsequent written notification has been given by or received from the City of Busselton. Without derogating from the generality of the above, approval of planning applications and building permits and acceptance of tenders and quotations will only become effective once written notice to that effect has been given to relevant parties. The City of Busselton expressly disclaims any liability for any loss arising from any person or body relying on any statement or decision made during a Council meeting or briefing.



---

**MIKE ARCHER**

**CHIEF EXECUTIVE OFFICER**

9 March 2018

CITY OF BUSSELTON

AGENDA FOR THE FINANCE COMMITTEE MEETING TO BE HELD ON 15 MARCH 2018

TABLE OF CONTENTS

<b>ITEM NO.</b>	<b>SUBJECT</b>	<b>PAGE NO.</b>
1.	DECLARATION OF OPENING AND ANNOUNCEMENT OF VISITORS.....	4
2.	ATTENDANCE .....	4
3.	PUBLIC QUESTION TIME.....	4
4.	DISCLOSURE OF INTERESTS .....	4
5.	CONFIRMATION OF MINUTES .....	4
5.1	Minutes of the Finance Committee Meeting held 15 February 2018 .....	4
6.	REPORTS .....	5
6.1	DONATIONS/CONTRIBUTIONS AND SUBSIDIES FUND - FEBRUARY 2018 .....	5
6.2	FINANCIAL ACTIVITY STATEMENTS INCORPORATING BUDGET REVIEW - PERIOD ENDING 28 FEBRUARY 2018 .....	7
6.3	LIST OF PAYMENTS MADE FEBRUARY 2018.....	33
7.	GENERAL DISCUSSION ITEMS .....	54
8.	NEXT MEETING DATE .....	54
9.	CLOSURE .....	54

1. **DECLARATION OF OPENING AND ANNOUNCEMENT OF VISITORS**

2. **ATTENDANCE**

**Apologies**

3. **PUBLIC QUESTION TIME**

4. **DISCLOSURE OF INTERESTS**

5. **CONFIRMATION OF MINUTES**

5.1 **Minutes of the Finance Committee Meeting held 15 February 2018**

**RECOMMENDATION**

That the Minutes of the Finance Committee Meeting held 15 February 2018 be confirmed as a true and correct record.

## 6. REPORTS

### 6.1 DONATIONS/CONTRIBUTIONS AND SUBSIDIES FUND - FEBRUARY 2018

<b>SUBJECT INDEX:</b>	Donations/Contributions
<b>STRATEGIC OBJECTIVE:</b>	Governance systems, process and practices are responsible, ethical and transparent.
<b>BUSINESS UNIT:</b>	Governance Services
<b>ACTIVITY UNIT:</b>	Governance Services
<b>REPORTING OFFICER:</b>	Executive Assistant to Council - Katie Banks
<b>AUTHORISING OFFICER:</b>	Chief Executive Officer - Mike Archer
<b>VOTING REQUIREMENT:</b>	Simple Majority
<b>ATTACHMENTS:</b>	Nil

#### PRÉCIS

This report provides an overview of the Donations and Contributions that have been allocated, that is considered of relevance to members of the Finance Committee, and also the Council.

#### FINANCIAL IMPLICATIONS

The annual budget allowance for the Donations, Contributions and Subsidies Fund (Sponsorship Fund) is \$40,000.

- Total expenditure prior to this report is \$13,953.69
- Current Balance Available is \$26,046.31
- In February 2018 there were 9 applications received for sponsorship totaling \$2,305.00 (0 applications were processed in January 2018)
- The balance available for future donations is \$23,741.31

App. No.	Recipient	Purpose	Amount
61/1718	Apex Club of Busselton	The APEX Geo Bay bike ride is being held on 25 March 2018. Funds requested to assist with the promotion of the event and the cost of catering for the free community sausage sizzle being held on Dunsborough.	\$500.00
62/1718	WA Rover Owners Assoc. Club SW Branch	Funds requested to assist with covering the cost of new signage, prizes for raffles and advertising for the British Auto Classic 2018 being held at Signal Park 24 March 2018.	\$500.00
63/1718	Western Edge Performance Writers	Funds requested to assist with running the South West Shorts 2018 rehearsed play reading competition (free of charge event) being held on 11 March. Approved contribution amount will cover the cost to hire a PA system for the event.	\$305.00

App. No.	Recipient	Purpose	Amount
64/1718	Deborah Westell	Funds requested to cover the cost of a sausage sizzle for volunteers involved in 'Clean-up Kealy Estate' on 25 February 2018. Application does not meet the guidelines relating to events –i.e. not organised by a non-profit group. (Recommendation was made for the applicant to contact the Hanson Property Group to seek their support of the event)	\$0.00
65/1718	Busselton Old Time Dance Inc.	Seeking funds to assist with costs associated with hosting the South West Dance festival on 6 April 2018 at the Busselton Youth Centre e.g. hall hire, decorations and a license to play music.	\$250.00
66/1718	Dunsborough Bay Yacht Club (DBYC)	Funds requested to assist with covering costs associated with running the State Minnow Sailing Championship 3 day regatta on 3-5 March 2018. Funds to contribute towards the cost of race equipment and fuel for safety and support boats.	\$500.00
67/1718	Gail Kearney Memorial Busselton Hospice Golf Day	Seeking funds to assist with covering the cost of running the event i.e. catering. Although the City has provided funding towards this event in the past, participants are required to pay for their event entry - \$500 per 4 person team. Therefore, the application does not meet the funding guidelines. Also, Busselton Hospice Inc. received a donation from this fund in December 2017.	\$0.00
68/1718	South West Women's Health	Seeking funds as a 'transport subsidy' to enable up to 50 female Busselton residents to attend an international Women's day symposium held at the Bunbury Regional Entertainment Centre. Not supported as \$400 of funding was already received by SW Women's health to assist with promoting the Big Pram walk held in November 2017 at the Busselton Foreshore.	\$0.00
69/1718	Busselton Choral Society	The Choral Society are seeking funds to assist with covering the cost of running their Winter Concert 2018. The funds to contribute towards the cost to hire the venue, pianist and conductor.	\$250.00

#### **OFFICER RECOMMENDATION**

That the donations and sponsorships for the month of February 2018 be noted.

6.2 FINANCIAL ACTIVITY STATEMENTS INCORPORATING BUDGET REVIEW - PERIOD ENDING 28 FEBRUARY 2018

<b>SUBJECT INDEX:</b>	Budget Planning and Reporting
<b>STRATEGIC OBJECTIVE:</b>	Governance systems, process and practices are responsible, ethical and transparent.
<b>BUSINESS UNIT:</b>	Finance and Corporate Services
<b>ACTIVITY UNIT:</b>	Financial Services
<b>REPORTING OFFICER:</b>	Manager Financial Services - Kim Dolzadelli
<b>AUTHORISING OFFICER:</b>	Director Finance and Corporate Services - Tony Nottle
<b>VOTING REQUIREMENT:</b>	Absolute Majority
<b>ATTACHMENTS:</b>	Attachment A FINANCIAL ACTIVITY STATEMENTS INCORPORATING BUDGET REVIEW - PERIOD ENDING 28 FEBRUARY 2018 <a href="#">↓</a>
	Attachment B INVESTMENT REPORT PERIOD ENDING 28 FEBRUARY 2018 <a href="#">↓</a>

## PRÉCIS

### Financial Activity Statements

Pursuant to Section 6.4 of the Local Government Act ('the Act') and Regulation 34(4) of the Local Government (Financial Management) Regulations ('the Regulations'), a local government is to prepare, on a monthly basis, a statement of financial activity that reports on the City's financial performance in relation to its adopted/ amended budget.

This report has been compiled to fulfil the statutory reporting requirements of the Act and associated Regulations, whilst also providing the Council with an overview of the City's financial performance on a year to date basis for the period ending 28 February 2018.

### Review of Budget

Between January and March in each financial year, a local government is to carry out a review of its annual budget for that year. The Council is required to consider the review submitted to it and determine (by absolute majority) whether or not to adopt the review, any parts of the review or any recommendations made in the review.

## BACKGROUND

### Financial Activity Statements

The Regulations detail the form and manner in which financial activity statements are to be presented to the Council on a monthly basis; and are to include the following:

- Annual budget estimates
- Budget estimates to the end of the month in which the statement relates
- Actual amounts of revenue and expenditure to the end of the month in which the statement relates
- Material variances between budget estimates and actual revenue/ expenditure/ (including an explanation of any material variances)
- The net current assets at the end of the month to which the statement relates (including an explanation of the composition of the net current position)

Additionally, and pursuant to Regulation 34(5) of the Regulations, a local government is required to adopt a material variance reporting threshold in each financial year. At its meeting of 26 July 2017, the Council adopted (C1707/163) the following material variance reporting threshold for the 2017/18 financial year:

*“That pursuant to Regulation 34(5) of the Local Government (Financial Management) Regulations, the Council adopts a material variance reporting threshold with respect to financial activity statement reporting for the 2017/18 financial year as follows:*

- *Variiances equal to or greater than 10% of the year to date budget amount as detailed in the Income Statement by Nature and Type/ Statement of Financial Activity report, however variiances due to timing differences and/or seasonal adjustments are to be reported on a quarterly basis; and*
- *Reporting of variiances only applies for amounts greater than \$25,000.”*

### **Review of Budget**

The requirement for a local government to carry out an annual budget review is prescribed via Regulation 33A of the Local Government (Financial Management) Regulations.

Essentially, the purpose of an annual budget review is to ensure that a local government conducts a review of its financial performance at an appropriate time in the financial year such that any significant budget variiances can be identified and remedial action instigated as necessary; prior to financial year end.

This report, based on the City’s financial performance for the period ending 28 February 2018, has been compiled to fulfil the statutory reporting requirements of the Local Government Act and associated Regulations in respect of the annual budget review process.

## **STATUTORY ENVIRONMENT**

### **Financial Activity Statements**

Section 6.4 of the Local Government Act and Regulation 34 of the Local Government (Financial Management) Regulations detail the form and manner in which a local government is to prepare financial activity statements.

### **Review of Budget**

#### **33A. Review of budget**

- (1) Between 1 January and 31 March in each financial year a local government is to carry out a review of its annual budget for that year.
- (2A) The review of an annual budget for a financial year must —
  - (a) consider the local government’s financial performance in the period beginning on 1 July and ending no earlier than 31 December in that financial year; and
  - (b) consider the local government’s financial position as at the date of the review; and
  - (c) review the outcomes for the end of that financial year that are forecast in the budget.
- (2) Within 30 days after a review of the annual budget of a local government is carried out it is to be submitted to the council.
- (3) A council is to consider a review submitted to it and is to determine\* whether or not to adopt the review, any parts of the review or any recommendations made in the review.

\*Absolute majority required.



- (4) Within 30 days after a council has made a determination, a copy of the review and determination is to be provided to the Department.

### **RELEVANT PLANS AND POLICIES**

Not applicable.

### **FINANCIAL IMPLICATIONS**

Any financial implications are detailed within the context of this report.

#### **Long-term Financial Plan Implications**

Any financial implications are detailed within the context of this report.

### **STRATEGIC COMMUNITY OBJECTIVES**

This matter principally aligns with Key Goal Area 6 – ‘Open and Collaborative Leadership’ and more specifically Community Objective 6.1 - ‘Governance systems, process and practices are responsible, ethical and transparent’. The achievement of the above is underpinned by the Council strategy to ‘ensure the long term financial sustainability of Council through effective financial management’.

### **RISK ASSESSMENT**

Risk assessments have been previously completed in relation to a number of ‘higher level’ financial matters, including timely and accurate financial reporting to enable the Council to make fully informed financial decisions. The completion of the monthly Financial Activity Statement report is a control that assists in addressing this risk.

### **CONSULTATION**

Not applicable

### **OFFICER COMMENT**

In order to fulfil statutory reporting requirements, and to provide the Council with a synopsis of the City’s overall financial performance on a full year basis, the following financial reports are attached hereto:

▪ Statement of Financial Activity

This report provides details of the City’s operating revenues and expenditures on a year to date basis, by nature and type (i.e. description). The report has been further extrapolated to include details of non-cash adjustments and capital revenues and expenditures, to identify the City’s net current position; which reconciles with that reflected in the associated Net Current Position report.

▪ Net Current Position

This report provides details of the composition of the net current asset position on a full year basis, and reconciles with the net current position as per the Statement of Financial Activity.

▪ Capital Acquisition Report

This report provides full year budget performance (by line item) in respect of the following capital expenditure activities:

- Land and Buildings
- Plant and Equipment

- Furniture and Equipment
- Infrastructur

▪ Reserve Movements Report

This report provides summary details of transfers to and from reserve funds, and also associated interest earnings on reserve funds, on a full year basis.

Additional reports and/or charts are also provided as required to further supplement the information comprised within the statutory financial reports.

### COMMENTS ON FINANCIAL ACTIVITY TO 28 February 2018

The Statement of Financial Activity for the period ending 28 February 2018 shows a better than expected Net Current Position (Surplus) of \$12.43M being \$12.14M more than Year to Date Budget.

The following summarises the major variances in accordance with *Council's adopted material variance reporting threshold* that collectively make up the above difference:

Description	2017/2018 Actual	2017/2018 Amended Budget YTD	2017/2018 Amended Budget	2017/18 YTD Bud Variance	2017/18 YTD Bud Variance
	\$	\$	\$	%	\$
<b>Revenue from Ordinary Activities</b>	61,839,705	61,166,898	66,421,049	1.10%	672,807
<b>Expenses from Ordinary Activities</b>	(44,408,843)	(46,664,069)	(68,754,825)	4.83%	2,255,226
<b>Non-Operating Grants, Subsidies and Contributions</b>	8,054,150	17,527,484	43,655,339	-54.05%	(9,473,334)
<b>Profit on Asset Disposals</b>	48,793	16,100	22,400	203.06%	32,693
<b>Loss on Asset Disposals</b>	(491,549)	(5,250)	(6,252)	-9262.84%	(486,299)
<b>Capital Revenue &amp; (Expenditure)</b>					
Land & Buildings	(3,569,057)	(12,945,284)	(16,556,693)	72.43%	9,376,227
Plant & Equipment	(1,141,827)	(2,758,236)	(4,279,400)	58.60%	1,616,409
Furniture & Equipment	(381,959)	(665,982)	(830,212)	42.65%	284,023
Infrastructure	(25,242,797)	(38,233,968)	(60,684,321)	33.98%	12,991,171
Proceeds from Sale of Assets	283,593	372,850	635,150	-23.94%	(89,257)
Proceeds from New Loans	110,000	10,110,000	10,110,000	-98.91%	(10,000,000)
Advances to Community Groups	(110,000)	(260,000)	(260,000)	57.69%	150,000
Transfer to Restricted Assets	(1,850,761)	(411,501)	(625,751)	-349.76%	(1,439,260)
Transfer from Restricted Assets	13,199,259	11,354,556	27,808,739	16.25%	1,844,703
Transfer to Reserves	(9,243,826)	(11,543,652)	(16,285,572)	19.92%	2,299,826
Transfer from Reserves	2,055,406	1,146,659	19,921,964	79.25%	908,747

#### **Operating Revenue:**

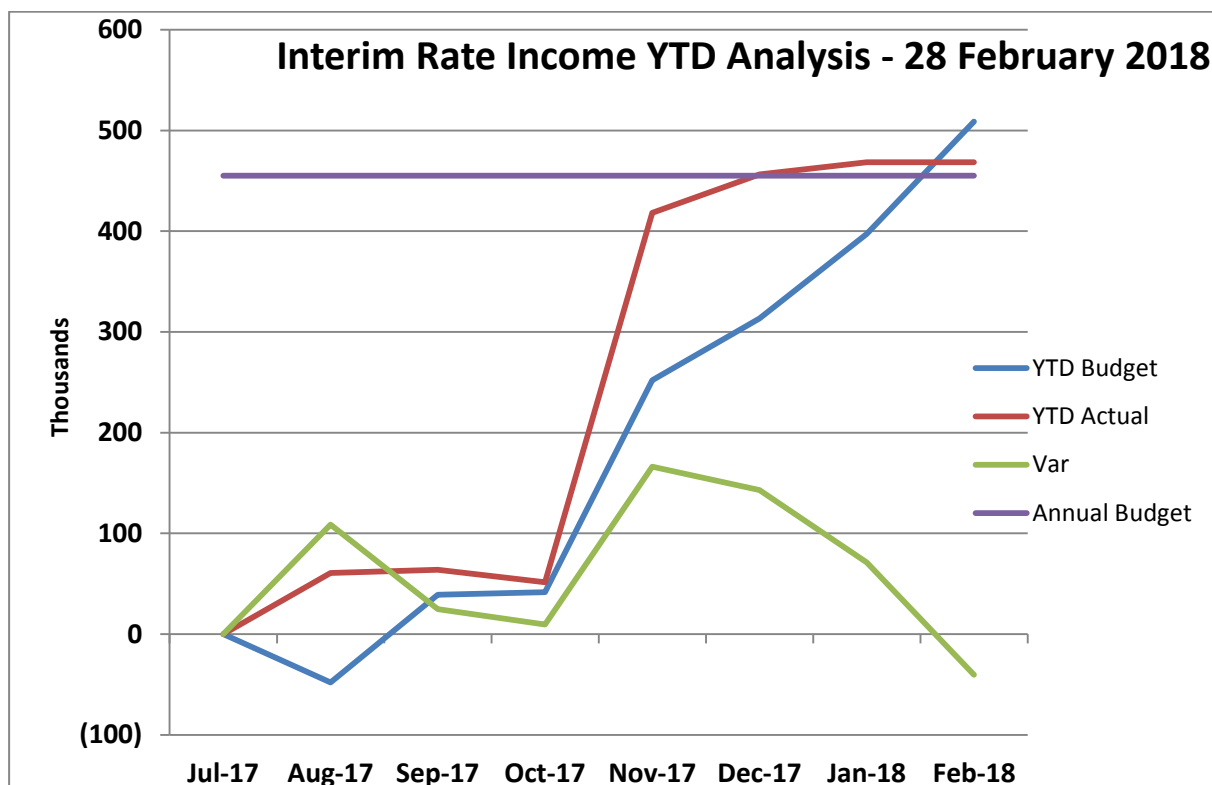
Revenue from ordinary activities is \$672K more than expected when compared to Year to Date (YTD) Budget with the following items meeting the material variance reporting threshold set by Council for the 2017/2018 Financial Year.

Description	2017/2018 Actual	2017/2018 Amended Budget YTD	2017/2018 Amended Budget	2017/18 YTD Bud Variance	2017/18 YTD Bud Variance
	\$	\$	\$	%	\$
<b>Revenue from Ordinary Activities</b>					
Other Revenue	342,103	274,573	426,167	24.59%	<b>67,530</b>
Interest Earnings	1,805,563	1,508,664	2,262,996	19.68%	<b>296,899</b>

The items predominately impacting the above "Other Revenue" performance is CLAG (Contiguous Local Authority Group) Funding in the amount of \$48K, this item is to be transferred to Trust and Sale of Scrap Materials \$44K.

Interest earnings on Reserves and Restricted funds are currently ahead of YTD Budget in the amount of \$234k with \$84k in Rate Instalment interest currently ahead of YTD Budget, this second item is a timing difference only and it is also expect that Interest earnings on Reserves and Restricted funds will reduce in the coming months as funds are further drawn down to finance Capital projects contained within the City's 2017/2018 Budget.

The Officer notes that the above positive performance of "Other Revenue" and "Interest Earnings" is added to by a positive collective performance of \$308k for Rates, Operating Grants and Subsidies, and Fees and Charges; these items fall below the Material Variance reporting thresholds. The above variations are considered to be that of a timing difference at this stage of the Budget Year with the exception of Rate Revenue which is expected to be a permanent variation. This permanent variation is expected to be in the vicinity of \$300k.



*In summary, net operating revenue is projected to be slightly higher than the annual budget estimates with a projected favourable variance of approximately \$350K.*

**Operating Expenditure:**

Expenditure from ordinary activities is \$2.25M less than expected when compared to Year to Date (YTD) Budget with the following items meeting the material variance reporting threshold set by Council for the 2017/2018 Financial Year.

Description	2017/2018 Actual	2017/2018 Amended Budget YTD	2017/2018 Amended Budget	2017/18 YTD Bud Variance	2017/18 YTD Bud Variance
	\$	\$	\$	%	\$
<b>Expenses from Ordinary Activities</b>					
Materials & Contracts	(9,630,094)	(11,292,985)	(16,914,999)	14.72%	<b>1,662,891</b>
Utilities (Gas, Electricity, Water etc)	(1,595,705)	(1,721,053)	(2,580,822)	7.28%	<b>125,348</b>
Allocations	1,057,434	1,193,962	1,996,270	11.43%	<b>(136,528)</b>

**Materials and Contracts:**

The main items affected are listed below, at this stage the majority of these variances are considered to be that of a timing nature with an expectation that there will be offsets for under and over expenditure items resulting in a better than expected result at year end:

Cost Code	Cost Code Description / GL Activity	YTD Variance
<b><u>Finance and Corporate Services</u></b>		
10251	Business Systems	164,791
<b>Subtotal</b>		<b>164,791</b>
<b><u>Community and Commercial Services</u></b>		
10591	Geographe Leisure Centre	64,189
10600	Busselton Jetty Tourist Park	59,421
10635	Regional Centres Program	80,000
10900	Cultural Planning	30,531
11151	Airport Operations	(35,987)
<b>Subtotal</b>		<b>198,153</b>
<b><u>Planning and Development Services</u></b>		
10820	Strategic Planning	122,224
10830	Environmental Management Administration	59,007
10850	Implement Management Plans Other	31,222
10925	Preventative Services - CLAG	63,996
11170	Meelup Regional Park	72,530
<b>Subtotal</b>		<b>348,979</b>
<b><u>Engineering and Works Services</u></b>		
11101	Engineering Services Administration	78,727
11106	Street Lighting Installations	94,826
11108	Rural Intersection (Lighting) Compliance	30,000
11160	Busselton Jetty	372,101
12600	Street & Drain Cleaning	27,419
A6004	Pedestrian Bridge (Port Geographe)	60,000
A9999	Miscellaneous Bridge Maintenance	85,615
B1000	Administration Building- 2-16 Southern Drive	(46,861)
B1450	Depot Building-Busselton	(33,035)
B1514	Asbestos Removal & Replacement	50,000

C8500	Cycleways Maintenance Busselton	(29,192)
G0010	Domestic Recycling Collections	117,984
G0030	Busselton Transfer Station	62,102
G0031	Dunsborough Waste Facility	25,266
G0032	Rubbish Sites Development	62,534
G0042	BTS External Restoration Works	148,474
M9999	Road Maintenance - consolidated	(148,219)
R0004	Bsn Foreshore Precinct (not including Skate Park)	(117,972)
R0008	Dunn Bay Road-Surrounds	(26,633)
R0269	Seymour Park (Dunn Bay/Lorna St Pos)	(28,877)
R0700	Dunsborough Oval and Skate Park	(49,268)
R0850	Streetscape Medians & Trees (Kealy)	(40,261)
	<b>Subtotal</b>	<b>694,731</b>

5280	Transport - Fleet Management	121,790
	<b>Subtotal</b>	<b>121,790</b>

399 Cost Codes under Reporting Threshold	134,446
<b>Subtotal</b>	<b>134,446</b>

<b>Total</b>	<b>1,662,891</b>
--------------	------------------

**Utilities:**

With over 364 individual accounts at a better than expected result of \$1.59M, a favourable position of \$125K is considered likely to be a timing difference at this stage of the reporting year with the one exception being the City's Administration Building which is currently tracking \$37k below YTD Budget; the officer further notes that no account has yet been received for the month of February which for this facility which would see this variance reduced to \$29k. The officer further notes that whilst utilities for the City Administration Building are tracking below expectation savings on this cost will be need to offset other costs related to the facility, specifically contract cleaning.

**Allocations:**

Allocations are running \$136k under YTD Budget; these items are an internal allocation of administrative costs from the Finance and Corporate Services division and will not impact on the City's final surplus/deficit position.

The Officer notes that the above positive performance of "Materials and Contracts" and "Utilities" is added to by a positive collective performance of "Employee Costs" and "Insurance Expenses"; these items fall below the Material Variance reporting thresholds.

***In summary, net operating expenditure is projected to be slightly lower than the annual budget estimates with a projected favourable variance of approximately \$400K.***

**Non-Operating Grants, Subsidies and Contributions:**

Non-Operating Grants, Subsidies and Contributions are less than YTD Budget by \$9.47M with the main item impacting on the above result is the timing of the receipt of "Airport Development - Project Grant" with a current negative result of \$8.44M with the remainder being represented by Road Project Grants; this is a timing difference in nature only and is offset with the level of current expenditure for these projects.

**Capital Expenditure**

As at 28 February 2018, there is a variance of -44.44% or -\$24.27M in total capital expenditure with YTD Actual at -\$30.35M against a YTD Budget of -\$54.6M; with the table below showing those categories exceeding the 10% material variance threshold. The Airport Development makes up for \$11.31M or 46.6% of the overall variance which also assists in explaining the above current YTD shortfall in Non-Operating Grants.

Description	2017/18 Budget YTD Variance
\$	
<b>Land</b>	
Property Services Administration	(50,000)
Parking Control	(1,525,000)
Dunsborough - Commonage Road Oval	(1,600,000)
<b>Total</b>	<b>(3,175,000)</b>
<b>Buildings</b>	
<b>Major Project - Administration Building</b>	
Civic and Administration Centre Construction	(159,783)
<b>Total</b>	<b>(159,783)</b>
<b>Buildings (Other)</b>	
Ambergate Bushfire Brigade Shed	(82,208)
Aged Housing Capital Improvements - Winderlup Court (City)	(26,664)
GLC - Pool Relining	(159,785)
GLC - Plant Room	(70,915)
Performing Arts Convention Centre	(50,000)
Vasse Community Recreation Precinct	31,451
Airport Terminal Stage 2	(5,550,501)
Bsn Jetty Tourist Park Home	(127,186)
<b>Total</b>	<b>(6,035,807)</b>
<b>Plant &amp; Equipment</b>	
Finance & Corporate Services Support	49,161
Community & Commercial Services Support	(50,000)
Geographe Leisure Centre	36,308
Property Services Administration	(35,000)
Animal Control	(60,872)
Engineering Services Design	(35,000)
Transport - Workshop	(43,278)
Plant Purchases (P10)	(1,313,344)
Plant Purchases (P11)	(73,812)
Plant Purchases (P12)	(89,497)
<b>Total</b>	<b>(1,615,334)</b>
<b>Furniture &amp; Office Equipment</b>	
Information & Communication Technology Services	35,203
Business Systems	(98,262)
Administration Building- 2-16 Southern Drive	(83,250)
YCAB (Youth Precinct Foreshore)	(37,909)
<b>Total</b>	<b>(184,218)</b>

Description	2017/18 Budget YTD Variance
	\$
<b>Major Project - Busselton Foreshore</b>	
Busselton Foreshore - Stage 3	826,186
Busselton Tennis Club - Infrastructure	(1,717,841)
Busselton Foreshore Stage 3: Toddler's Playground	(96,899)
Busselton Foreshore Jetty Precinct	(301,471)
Barnard Park Pavillion Landscaping	60,235
<b>Total</b>	<b>(1,229,790)</b>
<b>Major Project - Administration Building</b>	
Administration Building Carpark	(100,995)
<b>Total</b>	<b>(100,995)</b>
<b>Footpaths Construction</b>	
Bussell Highway Footpath Sections	(259,880)
Milward Street – Ford Road to Cookworthy Street	(37,023)
Armitage Drive Footpath - Navigation Way to Avocet Boulevard	(30,083)
Vasse Bypass Road Footpath	(41,564)
<b>Total</b>	<b>(368,550)</b>
<b>Drainage Construction - Street</b>	
Vasse Highway Drainage Works	25,593
Chain Avenue - Drainage Works	(35,703)
Johnston Avenue Drainage Upgrade - Stage 2	(44,000)
<b>Total</b>	<b>(54,110)</b>
<b>Bridges Construction</b>	
Queen Street Bridge 0240A	96,000
<b>Total</b>	<b>96,000</b>
<b>Cycleways Construction</b>	
Busselton Bypass - Country Road Footpath	(144,170)
College Avenue Shared Path	(65,800)
<b>Total</b>	<b>(209,970)</b>
<b>Townscape Construction</b>	
Queen Street Upgrade - Duchess to Kent Street	(81,114)
Dunsborough Road Access Improvements Stage 1	(384,602)
<b>Total</b>	<b>(465,716)</b>
<b>Boat Ramps Construction</b>	
Port Geographe Boat Trailer Parking Layout Redevelopment	(96,551)
<b>Total</b>	<b>(96,551)</b>

Description	2017/18 Budget YTD Variance
	\$
<b>Beach Restoration</b>	
Sand Re-Nourishment	41,776
<b>Total</b>	<b>41,776</b>
<b>Parks, Gardens &amp; Reserves</b>	
Rails to Trails	(93,760)
Elijah Circle POS	(26,644)
Vasse Community & Recreation Precinct - AFL Oval Stage 1	(29,285)
Dunsborough Town Centre	(59,149)
Administration Building Landscaping Works	224,235
Port Geographe - Burgee Close (Western Side of Bridge)	(62,971)
Port Geographe - Reticulated POS at Layman Rd R/About	(166,229)
Port Geographe - Reticulation Upgrade Scheme to Bore Water	(223,908)
Foreshore - Irrigation Renewal	(40,292)
Vasse River Foreshore - Bridge to Bridge project Stage 1	(48,034)
Advanced Bore Monitoring Equipment	(66,664)
Vasse Newtown - AFL Oval Stage 2	64,108
<b>Total</b>	<b>(528,592)</b>
<b>Sanitation Infrastructure</b>	
New Cell Development	(345,815)
Transfer Station Development	(32,504)
Site Rehabilitation - Busselton	(452,141)
<b>Total</b>	<b>(830,460)</b>
<b>Airport Development</b>	
Airport Construction Stage 2, Landside Civils & Services Inf	(4,184,987)
Airport Construction Stage 2, Noise Management Plan	(220,395)
Airport Construction Stage 2, Airfield	308,870
Airport Construction Stage 2, External Services	(1,576,566)
Airport Construction Stage 1B, Jet Fuel	(410,000)
Airport Development - Project Expenses	(205,865)
<b>Total</b>	<b>(6,288,943)</b>
<b>Main Roads</b>	
Strelly Street	(334,154)
Layman Road	84,968
Peel Terrace	(688,566)
Queen Street	(141,236)
Layman Road - Reconstruction Between 3250 and 6190	(341,549)
Georgiana Molloy Bus Bay Facilities	(199,610)
Koorabin Drive - Reseal	(166,839)
<b>Total</b>	<b>(1,786,984)</b>



Description	2017/18 Budget YTD Variance
	\$
<b><u>Roads to Recovery</u></b>	
Patton Terrace - Asphalt Overlay	(167,988)
Craig Street - Asphalt Overlay	80,351
<b>Total</b>	<b>(87,637)</b>
<b><u>Council Roads Initiative</u></b>	
Marine Terrace	(325,985)
Yelverton Road	(364,697)
Edwards Road	(102,562)
Signage (Alternate CBD Entry)	(37,605)
Strelly Street	(39,789)
Valley Road	(31,224)
Greenfield Road (Loop) - One way layout	(36,436)
<b>Total</b>	<b>(938,298)</b>

The attachments to this report include detailed listings of the following capital expenditure (project) items, to assist in reviewing specific variances.

The majority of capital expenditure variances are considered to be timing at this time, with no impact expected against the net current position.

***In summary, net Capital Expenditure is not projected to have any material impact on the City's project surplus/deficit position when Carryover of projects occurs at year end if/where required.***

#### **Investment Report**

*Pursuant to the Council's Investment Policy, a report is to be provided to the Council on a monthly basis, detailing the investment portfolio in terms of performance and counterparty percentage exposure of total portfolio. The report is also to provide details of investment income earned against budget, whilst confirming compliance of the portfolio with legislative and policy limits.*

As at 28 February 2018, the value of the City's invested funds totalled \$82.99M, down from \$83.69M as at 31<sup>st</sup> January.

During the month of February seven term deposits held with 5 different institutions totalling \$20.5M matured, with \$7.00M relating to the Airport Redevelopment Project and \$13.5M being general City funds.

Of the \$13.5M of general City funds, \$13.5M was rolled for a further 96 days at 2.39% (on average).

Of the \$7.00M of Airport Redevelopment Project funds, \$7.00M was rolled for a further 59 days at 2.06% (on average). The need to keep the term of the deposit to only 2 months to meet expected expenditure timelines affected the rate of return able to be achieved.

The balance of the 11am account (an intermediary account which offers immediate access to the funds compared to the term deposits and a higher rate of return compared to the cheque account) increased by \$0.75M due to the inflow of rate and grant funding. The balance of the Airport Development ANZ cash account decreased by \$1.45M, with funds being drawn down to meet ongoing expenditure.

The RBA left official rates on hold during January and February with projections for Rates to remain steady for some months before beginning to rise possibly at some stage late in 2018.

**Chief Executive Officer – Corporate Credit Card**

Details of monthly (February) transactions made on the Chief Executive Officer’s corporate credit card are provided below to ensure there is appropriate oversight and awareness of credit card transactions made.

<b>Date</b>	<b>Amount</b>	<b>Payee</b>	<b>Description</b>
02-Feb-18	\$583.62	Travel Insurance	* Travel Insurance (M Archer & K Sullivan)
06-Feb-18	\$143.30	Trybooking	* LGCOG Dinner
10-Feb-18	\$87.00	Newtown Lodge Vasse	Sugito Dinner
15-Feb-18	\$11.00	Dradgin Pty Ltd Perth	Parking - Airport Meeting

*\*Funds debited against CEO Annual Professional Development Allowance as per employment Contract Agreement  
+ Allocated against CEO Hospitality Expenses Allowance*

**CONCLUSION**

As detailed within this report, it is considered that the City’s overall financial performance to 28 February 2018 is satisfactory. Current projections indicate a potential surplus closing position as at 30 June 2018, in the order of approximately +\$750k (exclusive of carry forwards). The Annual Budget Review has not identified any specific adverse financial trends, for which remedial action is required to be instigated prior to financial year end. The projected surplus closing position is primarily due to operating expenditure savings.

As this report also identifies, it is projected that overall capital expenditure will fall well short of annual budget estimates, with this primarily attributable to the Airport Development project. However, as individual projects are essentially fully funded in one form or another, a corresponding short fall in capital revenue will also be evident as at 30 June 2018.

Whilst components of the unspent capital and operating expenditure budgets may need to be considered for re-listing in the Council’s 2018/19 draft budget, the current projected surplus closing position of \$750K represents net underspends directly associated with the current financial year’s financial performance.

It is noted that the potential surplus closing position at financial year end, including consideration of utilisation, or quarantining of these funds, be will be fully considered as part of the Council’s 2018/19 draft budget deliberations.

**OPTIONS**

The Finance Committee/ Council may determine that additional recommendations are required to be made, or alternatively that the Annual Budget Review not be adopted by the Council at this time, pending clarification of any further matters.

**OFFICER RECOMMENDATION 1 (Simple Majority)**

That the Council receives the statutory financial activity statement reports for the period ending 28 February 2018, pursuant to Regulation 34(4) of the Local Government (Financial Management) Regulations.

**OFFICER RECOMMENDATION 2 (ABSOLUTE MAJORITY DECISION OF COUNCIL REQUIRED)**

That, pursuant to Regulation 33A of the Local Government (Financial Management) Regulations, the Council adopts the 2017/18 Annual Budget Review as presented within this report.

FINANCIAL ACTIVITY STATEMENTS INCORPORATING BUDGET  
REVIEW - PERIOD ENDING 28 FEBRUARY 2018

City of Busselton

Statement of Financial Activity

For The Period Ending 28 February 2018

	2017/2018 Actual	2017/2018 Amended Budget YTD	2017/2018 Original Budget YTD	2017/2018 Amended Budget	2017/2018 Original Budget	2017/18 YTD Bud (A) Variance %
	\$	\$	\$	\$	\$	
<b>Revenue from Ordinary Activities</b>						
Rates	44,923,117	44,934,242	44,875,732	44,919,351	44,860,841	-0.02%
Operating Grants, Subsidies and Contributions	2,269,441	2,248,479	2,094,128	3,637,258	3,454,904	0.93%
Fees & Charges	12,499,481	12,200,940	12,200,940	15,175,277	15,175,277	2.45%
Other Revenue	342,103	274,573	252,244	426,167	403,838	24.59%
Interest Earnings	1,805,563	1,508,664	1,508,664	2,262,996	2,262,996	19.68%
	<b>61,839,705</b>	<b>61,166,898</b>	<b>60,931,708</b>	<b>66,421,049</b>	<b>66,157,856</b>	<b>1.10%</b>
<b>Expenses from Ordinary Activities</b>						
Employee Costs	(19,403,837)	(20,282,323)	(20,223,177)	(29,324,525)	(29,186,308)	4.33%
Materials & Contracts	(9,630,094)	(11,292,985)	(11,180,389)	(16,914,999)	(16,639,971)	14.72%
Utilities (Gas, Electricity, Water etc)	(1,595,705)	(1,721,053)	(1,721,053)	(2,580,822)	(2,580,822)	7.28%
Depreciation on non current assets	(12,308,826)	(12,041,260)	(12,041,260)	(18,003,380)	(18,003,380)	-2.22%
Insurance Expenses	(651,943)	(654,393)	(654,393)	(655,677)	(655,677)	0.37%
Other Expenditure	(1,875,872)	(1,866,017)	(1,879,024)	(3,271,692)	(3,464,535)	-0.53%
Allocations	1,057,434	1,193,962	1,193,962	1,996,270	1,996,270	11.43%
	<b>(44,408,843)</b>	<b>(46,664,069)</b>	<b>(46,505,334)</b>	<b>(68,754,825)</b>	<b>(68,534,423)</b>	<b>4.83%</b>
<b>Borrowings Cost Expense</b>						
Interest Expenses	(634,398)	(622,399)	(622,399)	(1,410,971)	(1,410,971)	-1.93%
	<b>(634,398)</b>	<b>(622,399)</b>	<b>(622,399)</b>	<b>(1,410,971)</b>	<b>(1,410,971)</b>	<b>-1.93%</b>
Non-Operating Grants, Subsidies and Contributions	8,054,150	17,527,484	17,571,408	43,655,339	42,079,630	-54.05%
Profit on Asset Disposals	48,793	16,100	16,100	22,400	22,400	203.06%
Loss on Asset Disposals	(491,549)	(5,250)	(5,250)	(6,252)	(6,252)	-9262.84%
	<b>7,611,394</b>	<b>17,538,334</b>	<b>17,582,258</b>	<b>43,671,487</b>	<b>42,095,778</b>	<b>-56.60%</b>
<b>Net Result</b>	<b>24,407,858</b>	<b>31,418,764</b>	<b>31,386,233</b>	<b>39,926,740</b>	<b>38,308,240</b>	<b>-22.31%</b>
<b>Adjustments for Non-cash Revenue &amp; Expenditure</b>						
Depreciation	12,308,826	12,041,260	12,041,260	18,003,380	18,003,380	
Donated Assets	(807,007)	0	0	(16,000,000)	(16,000,000)	
(Profit)/Loss on Sale of Assets	442,756	(10,850)	(10,850)	(16,148)	(16,148)	
Allocations & Other Adjustments	19	0	0	0	0	
Deferred Pensioner Movements	(18,441)	0	0	0	0	
Recording of Employee Entitlements (Provisions)	0	0	0	0	0	
Deposit & Bonds Movements (cash backed)	1,371,445	0	0	0	0	
<b>Capital Revenue &amp; (Expenditure)</b>						
Land & Buildings	(3,569,057)	(12,945,284)	(12,920,284)	(16,556,693)	(16,531,693)	72.43%
Plant & Equipment	(1,141,827)	(2,758,236)	(2,758,236)	(4,279,400)	(4,029,400)	58.60%
Furniture & Equipment	(381,959)	(665,982)	(665,982)	(830,212)	(830,212)	42.65%
Infrastructure	(25,242,797)	(38,233,968)	(38,401,026)	(60,684,321)	(59,905,821)	33.98%
Proceeds from Sale of Assets	283,593	372,850	372,850	635,150	635,150	-23.94%
Proceeds from New Loans	110,000	10,110,000	11,110,000	10,110,000	11,110,000	-98.91%
Self Supporting Loans - Repayment of Principal	29,872	29,113	29,113	73,466	73,466	2.61%
Total Loan Repayments - Principal	(1,251,796)	(1,194,084)	(1,194,084)	(2,780,982)	(2,780,982)	-4.83%
Advances to Community Groups	(110,000)	(260,000)	(260,000)	(260,000)	(260,000)	57.69%
Transfer to Restricted Assets	(1,850,761)	(411,501)	(411,501)	(625,751)	(625,751)	-349.76%
Transfer from Restricted Assets	13,199,259	11,354,556	11,354,556	27,808,739	27,808,739	16.25%
Transfer to Reserves	(9,243,826)	(11,543,652)	(11,543,652)	(16,285,572)	(16,285,572)	19.92%
Transfer from Reserves	2,055,406	1,146,659	1,146,659	19,921,964	19,486,964	79.25%
Opening Funds Surplus/ (Deficit)	1,839,640	1,839,640	1,839,640	1,839,640	1,839,640	
<b>Net Current Position - Surplus / (Deficit)</b>	<b>12,431,204</b>	<b>289,285</b>	<b>1,114,696</b>	<b>0.00</b>	<b>0.00</b>	

FINANCIAL ACTIVITY STATEMENTS INCORPORATING BUDGET  
REVIEW - PERIOD ENDING 28 FEBRUARY 2018

City of Busselton

Net Current Position

For The Period Ending 28 February 2018

	2017/18 Actual	2017/18 Amended Budget	2017/18 Original Budget	2016/17 Actual
	\$	\$	\$	\$
<b><u>NET CURRENT ASSETS</u></b>				
<b><u>CURRENT ASSETS</u></b>				
Cash - Unrestricted	6,415,422	1,025,543	1,025,543	4,815,096
Cash - Restricted	80,491,203	53,828,018	54,263,018	81,774,380
Sundry Debtors	846,027	1,500,000	1,500,000	2,872,111
Rates Outstanding - General	7,818,736	950,000	950,000	950,768
Stock on Hand	16,543	24,457	24,457	24,457
	<u>95,587,931</u>	<u>57,328,018</u>	<u>57,763,018</u>	<u>90,436,812</u>
<b><u>LESS: CURRENT LIABILITIES</u></b>				
Bank Overdraft	0	0	0	0
Sundry Creditors	2,665,524	3,500,000	3,500,000	6,822,792
Performance Bonds	3,585,625	2,214,179	2,214,179	2,214,179
	<u>6,251,149</u>	<u>5,714,179</u>	<u>5,714,179</u>	<u>9,036,971</u>
Current Position (inclusive of Restricted Funds)	89,336,782	51,613,839	52,048,839	81,399,841
Add: Cash Backed Liabilities (Deposits & Bonds)	3,585,625	2,214,179	2,214,179	2,214,179
Less: Cash - Restricted Funds	(80,491,203)	(53,828,018)	(54,263,018)	(81,774,380)
<b>NET CURRENT ASSET POSITION</b>	<u><b>12,431,204</b></u>	<u><b>0</b></u>	<u><b>0</b></u>	<u><b>1,839,640</b></u>

FINANCIAL ACTIVITY STATEMENTS INCORPORATING BUDGET  
REVIEW - PERIOD ENDING 28 FEBRUARY 2018

City of Bussetton

Capital Acquisition Report

Property, Plant & Equipment, Infrastructure

For the Period Ended 28 February 2018

Description	2017/18 Actual	2017/18 Amended Budget YTD	2017/18 Original Budget YTD	2017/18 Amended Budget	2017/18 Original Budget	2017/18 Budget YTD Variance
	\$	\$	\$	\$	\$	%
<b>&gt;&gt; Property, Plant &amp; Equipment</b>						
<b>Land</b>						
10610 Property Services Administration	0	50,000	50,000	100,000	100,000	-100.00%
10970 Parking Control	0	1,525,000	1,525,000	1,525,000	1,525,000	-100.00%
11156 Airport Development	112,540	100,000	100,000	100,000	100,000	12.54%
R0780 Dunsborough - Commonage Road Oval	0	1,600,000	1,600,000	1,600,000	1,600,000	-100.00%
	112,540	3,275,000	3,275,000	3,325,000	3,325,000	-96.56%
<b>Buildings</b>						
<b>Major Projects</b>						
<b>Major Project - Bussetton Foreshore</b>						
B9570 Foreshore East-Youth Precinct Community Youth Building/SLSC	1,336,531	1,351,078	1,351,078	1,351,078	1,351,078	-1.08%
B9583 Railway House	692	13,336	13,336	20,000	20,000	-94.81%
B9593 Barnard Park Pavilion	348,899	350,969	350,969	350,969	350,969	-0.59%
B9600 Old Bussetton Lighthouse	0	0	0	80,000	80,000	0.00%
B9603 Community Youth Building (Non-grant Funded)	13,784	0	0	0	0	0.00%
	1,699,907	1,715,383	1,715,383	1,802,047	1,802,047	-0.90%
<b>Major Project - Administration Building</b>						
B9010 Civic and Administration Centre Construction	947,474	1,107,257	1,107,257	1,140,537	1,140,537	-14.43%
	947,474	1,107,257	1,107,257	1,140,537	1,140,537	-14.43%
<b>Buildings (Other)</b>						
B9112 Ambergate Bushfire Brigade Shed	0	82,208	82,208	123,307	123,307	-100.00%
B9300 Aged Housing Capital Improvements - Winderlup	0	22,000	22,000	33,000	33,000	-100.00%
B9301 Aged Housing Capital Improvements - Harris Road	43,565	36,000	11,000	47,000	22,000	21.01%
B9302 Aged Housing Capital Improvements - Winderlup Court (City)	0	26,664	26,664	40,000	40,000	-100.00%
B9517 GLC - Pool Relining	220,309	380,094	380,094	570,000	570,000	-42.04%
B9528 GLC - Plant Room	15,891	86,806	86,806	130,000	130,000	-81.69%
B9591 Performing Arts Convention Centre	0	50,000	50,000	100,000	100,000	-100.00%
B9594 Vasse Community Recreation Precinct	64,787	33,336	33,336	50,000	50,000	94.35%
B9602 Point Piquet Toilet Block	4,390	0	0	0	0	0.00%
B9716 Airport Terminal Stage 2	449,499	6,000,000	6,000,000	9,000,000	9,000,000	-92.51%
B8804 Bsn Jetty Tourist Park Home	3,350	130,536	130,536	195,802	195,802	-97.43%
B9807 Bsn Jetty Tourist Park Building Air Conditioners	7,345	0	0	0	0	0.00%
	809,137	6,847,644	6,822,644	10,289,109	10,264,109	-88.18%
<b>Total Buildings</b>	<b>3,456,517</b>	<b>9,670,284</b>	<b>9,645,284</b>	<b>13,231,693</b>	<b>13,206,693</b>	<b>-64.26%</b>
<b>Plant &amp; Equipment</b>						
10100 Finance & Corporate Services Support	49,161	0	0	0	0	0.00%
10502 Community & Commercial Services Support	0	50,000	50,000	50,000	50,000	-100.00%
10591 Geographe Leisure Centre	36,308	0	0	0	0	0.00%
10600 Bussetton Jetty Tourist Park	10,970	0	0	0	0	0.00%
10610 Property Services Administration	0	35,000	35,000	35,000	35,000	-100.00%
10630 Property and Business Development	38,724	40,000	40,000	40,000	40,000	-3.19%
10810 Statutory Planning	65,113	70,000	70,000	70,000	70,000	-6.98%
10850 Implement Management Plans Other	935	0	0	0	0	0.00%
10920 Environmental Health Services Administration	32,133	35,000	35,000	37,000	37,000	-8.19%
10922 Preventative Services - Mosquitoes	40,188	39,336	39,336	39,500	39,500	2.16%
10950 Animal Control	18,728	79,600	79,600	79,600	79,600	-76.47%
11107 Engineering Services Design	0	35,000	35,000	35,000	35,000	-100.00%
11170 Meelup Regional Park	1,981	0	0	0	0	0.00%
11401 Transport - Workshop	4,722	48,000	48,000	53,000	53,000	-90.16%
11402 Plant Purchases (P10)	531,956	1,845,300	1,845,300	2,095,300	1,845,300	-71.17%
11403 Plant Purchases (P11)	111,188	185,000	185,000	328,000	328,000	-39.90%
11404 Plant Purchases (P12)	196,503	286,000	286,000	1,402,000	1,402,000	-31.29%
B1023 Vasse Bushfire Brigade	0	0	0	0	0	0.00%
B1029 Bussetton Branch SES	0	0	0	0	0	0.00%
G0030 Bussetton Transfer Station	0	3,336	3,336	5,000	5,000	-100.00%
G0031 Dunsborough Waste Facility	3,218	6,664	6,664	10,000	10,000	-51.71%
	1,141,827	2,758,236	2,758,236	4,279,400	4,029,400	-58.60%

FINANCIAL ACTIVITY STATEMENTS INCORPORATING BUDGET  
REVIEW - PERIOD ENDING 28 FEBRUARY 2018

City of Busselton

Capital Acquisition Report

Property, Plant & Equipment, Infrastructure

For the Period Ended 28 February 2018

Description	2017/18 Actual	2017/18 Amended Budget YTD	2017/18 Original Budget YTD	2017/18 Amended Budget	2017/18 Original Budget	2017/18 Budget YTD Variance
<b>Furniture &amp; Office Equipment</b>						
10250 Information & Communication Technology Services	104,059	68,856	68,856	103,276	103,276	51.13%
10251 Business Systems	80,666	178,928	178,928	268,400	268,400	-54.92%
10380 Busselton Library	0	5,000	5,000	5,000	5,000	-100.00%
10381 Dunsborough Library	0	16,088	16,088	24,130	24,130	-100.00%
10530 Community Services Administration	6,276	0	0	0	0	0.00%
10590 Naturaliste Community Centre	0	15,720	15,720	15,720	15,720	-100.00%
10591 Geographe Leisure Centre	6,169	28,360	28,360	42,540	42,540	-78.25%
10616 Winderup Villas Aged Housing	0	3,000	3,000	6,000	6,000	-100.00%
10617 Harris Road Aged Housing	850	1,750	1,750	3,500	3,500	-51.45%
10625 Art Geo Administration	13,676	12,000	12,000	12,000	12,000	13.97%
10900 Cultural Planning	65,000	67,000	67,000	77,030	77,030	-2.99%
10920 Environmental Health Services Administration	6,574	6,664	6,664	10,000	10,000	-1.36%
10930 Fire Prevention Council	2,332	0	0	0	0	0.00%
11500 Operations Services Administration	3,187	0	0	0	0	0.00%
B1000 Administration Building- 2-16 Southern Drive	27,750	111,000	111,000	111,000	111,000	-75.00%
B1010 Ambergate Bushfire Brigade	0	2,464	2,464	2,464	2,464	-100.00%
B1013 Dunsborough Bushfire Brigade	0	4,833	4,833	4,833	4,833	-100.00%
B1014 Eagle Bay Bushfire Brigade	0	4,833	4,833	4,833	4,833	-100.00%
B1015 Hithergreen District Bushfire Brigade	0	4,833	4,833	4,833	4,833	-100.00%
B1018 Kaloorup Bushfire Brigade	0	2,464	2,464	2,464	2,464	-100.00%
B1019 Metricup Bushfire Brigade	0	2,464	2,464	2,464	2,464	-100.00%
B1022 Sussex Bushfire Brigade	0	2,464	2,464	2,464	2,464	-100.00%
B1023 Vasse Bushfire Brigade	0	2,464	2,464	2,464	2,464	-100.00%
B1024 Wilyabrup Bushfire Brigade	0	2,464	2,464	2,464	2,464	-100.00%
B1025 Yallingup Coastal Bushfire Brigade	0	4,833	4,833	4,833	4,833	-100.00%
B1026 Yallingup Rural Bushfire Brigade	0	2,464	2,464	2,464	2,464	-100.00%
B1028 Yoongarillup Bushfire Brigade	0	2,464	2,464	2,464	2,464	-100.00%
B1029 Busselton Branch SES	0	12,572	12,572	12,572	12,572	-100.00%
B1357 Railway House	3,330	0	0	0	0	0.00%
B1361 YCAB (Youth Precinct Foreshore)	62,091	100,000	100,000	100,000	100,000	-37.91%
	381,959	665,982	665,982	830,212	830,212	-42.65%
<b>Sub-Total Property, Plant &amp; Equipment</b>	<b>5,092,843</b>	<b>16,369,502</b>	<b>16,344,502</b>	<b>21,666,305</b>	<b>21,391,305</b>	<b>-68.89%</b>
<b>&gt;&gt; Infrastructure</b>						
<b>Major Project - Busselton Foreshore</b>						
C0016 Barnard Park Carpark	40,826	40,000	40,000	40,000	40,000	2.07%
C3094 Busselton Foreshore - Stage 3	3,119,770	2,293,584	2,293,584	3,440,383	3,440,383	36.02%
C3113 Busselton Tennis Club - Infrastructure	115,495	1,833,336	1,833,336	2,750,000	2,750,000	-93.70%
C3150 Busselton Foreshore Stage 3- Toddler's Playground	30,437	127,336	127,336	191,000	191,000	-76.10%
C3168 Busselton Foreshore Jetty Precinct	2,365,193	2,666,664	2,666,664	4,500,000	4,000,000	-11.31%
C3173 Barnard Park Pavillion Landscaping	60,235	0	0	0	0	0.00%
	5,731,956	6,960,920	6,960,920	10,921,383	10,421,383	-17.66%
<b>Major Project - Administration Building</b>						
C0043 Administration Building Carpark	149,005	250,000	250,000	250,000	250,000	-40.40%
	149,005	250,000	250,000	250,000	250,000	-40.40%
<b>Footpaths Construction</b>						
F0035 Dunsborough Lakes Drive to N.C.C.	62	4,600	103,086	7,000	152,000	-98.65%
F0063 Yallingup Footpath	0	0	20,928	200	31,395	0.00%
F0066 Bussell Highway Footpath Sections	0	259,880	259,880	389,820	389,820	-100.00%
F0073 Bussell H/way Footpath - Opp Corner Store to Warden Crossing	141	16,964	16,964	25,000	25,000	-99.17%
F0074 Millward Street - Ford Road to Cookworthy Street	281	37,304	37,304	55,000	55,000	-99.25%
F0075 Armitage Drive Footpath - Navigation Way to Avocet Boulevard	1,413	31,496	40,696	46,195	60,000	-95.51%
F0076 Vasse Bypass Road Footpath	23,436	65,000	65,000	65,000	65,000	-63.94%
	25,332	415,244	543,858	588,215	778,215	-93.90%
<b>Drainage Construction - Street</b>						
D0009 Busselton LIA - Geocatch Drain Partnership	1,508	0	0	30,000	30,000	0.00%
D0010 Dunsborough / Busselton Drainage Upgrades	62,482	46,814	46,814	69,000	69,000	33.47%
D0015 Valley Road Drainage Upgrade	7,490	5,336	175,023	8,010	258,010	40.36%
D0016 Vasse Highway Drainage Works	55,616	30,023	22,523	52,523	22,523	85.25%
D0017 Chain Avenue - Drainage Works	4,297	40,000	40,000	60,000	60,000	-89.26%
D0018 Centurion Way - Drainage Works	0	0	0	21,500	0	0.00%
D0019 Johnston Avenue Drainage Upgrade - Stage 2	0	44,000	0	220,000	0	-100.00%

FINANCIAL ACTIVITY STATEMENTS INCORPORATING BUDGET  
REVIEW - PERIOD ENDING 28 FEBRUARY 2018

City of Busselton

Capital Acquisition Report

Property, Plant & Equipment, Infrastructure

For the Period Ended 28 February 2018

Description	2017/18 Actual	2017/18 Amended Budget YTD	2017/18 Original Budget YTD	2017/18 Amended Budget	2017/18 Original Budget	2017/18 Budget YTD Variance
	131,393	166,173	284,339	461,033	439,533	-20.93%
<b>Car Parking Construction</b>						
C0044 Meelup Coastal Nodes - Carpark upgrade	139,241	158,512	158,512	237,764	237,764	-12.16%
	139,241	158,512	158,512	237,764	237,764	-12.16%
<b>Bridges Construction</b>						
A0010 Queen Street Bridge 0240A	288,000	192,000	192,000	288,000	288,000	50.00%
A0021 Ambergate Bridge - 3393	0	0	0	90,000	90,000	0.00%
A0022 Yallingup Beach Road Bridge - 3347	0	0	0	222,000	222,000	0.00%
	288,000	192,000	192,000	600,000	600,000	50.00%
<b>Cycleways Construction</b>						
F1019 Busselton Bypass - Country Road Footpath	5,632	149,802	149,802	222,000	222,000	-96.24%
F1020 College Avenue Shared Path	10,200	76,000	0	380,000	0	-86.58%
	15,832	225,802	149,802	602,000	222,000	-92.99%
<b>Townscape Construction</b>						
C1001 Queen Street Upgrade - Duchess to Kent Street	1,550	82,664	82,664	124,000	124,000	-98.12%
C1024 Dunsborough Road Access Improvements Stage 1	9,502	394,104	394,104	591,155	591,155	-97.59%
	11,052	476,768	476,768	715,155	715,155	-97.68%
<b>Boat Ramps Construction</b>						
C1513 Port Geographe Boat Trailer Parking Layout Redevelopment	15,859	112,410	112,410	224,819	224,819	-85.89%
	15,859	112,410	112,410	224,819	224,819	-85.89%
<b>Beach Restoration</b>						
C2504 Groyne Construction	0	20,020	20,020	40,040	40,040	-100.00%
C2512 Sand Re-Nourishment	115,112	73,336	73,336	110,000	110,000	56.97%
C2520 Coastal Protection Works	18,812	30,000	30,000	45,000	45,000	-37.29%
C2524 Wonnerup Coastal Defence (Groyne)	77,380	73,335	73,335	73,335	73,335	5.52%
	211,305	196,691	196,691	268,375	268,375	7.43%
<b>Parks, Gardens &amp; Reserves</b>						
C3006 Playgrounds General - Replacement of playground equipment	6,717	13,512	13,512	20,000	20,000	-50.29%
C3007 Park Furniture Replacement - Replace aged & unsafe Equip	23,382	10,000	10,000	15,000	15,000	133.82%
C3014 Meelup Park - Fire Access Trail	0	13,336	13,336	20,000	20,000	-100.00%
C3122 Rails to Trails	5,567	99,327	99,327	165,310	165,310	-94.40%
C3131 Elijah Circle POS	80	26,724	26,724	40,000	40,000	-99.70%
C3134 Vasse Community & Recreation Precinct - AFL Oval Stage 1	4,051	33,336	33,336	50,000	50,000	-87.85%
C3145 Churchill Park	50,748	60,000	0	150,000	0	-15.42%
C3146 Dunsborough Town Centre	1,203	60,352	60,352	90,000	90,000	-98.01%
C3154 Administration Building Landscaping Works	408,143	183,908	183,908	250,000	250,000	121.93%
C3157 Port Geographe - Layman Road Native Tree Planting	0	23,328	23,328	35,000	35,000	-100.00%
C3158 Port Geographe - Casurina Replacements on Layman Road	18,900	26,724	26,724	40,000	40,000	-29.28%
C3159 Port Geographe - Burgee Close (Western Side of Bridge)	358	63,328	63,328	95,000	95,000	-99.44%
C3160 Port Geographe - Reticulated POS at Layman Rd R/About	1,008	167,236	167,236	250,000	250,000	-99.40%
C3161 Port Geographe-Layman Road to Laneyard Boulevard (Planting)	65	13,336	13,336	20,000	20,000	-99.51%
C3163 Port Geographe - Outstanding Minor Repairs	0	20,184	20,184	30,000	30,000	-100.00%
C3164 Port Geographe - Reticulated Upgrade Scheme to Bore Water	0	223,908	223,908	335,000	335,000	-100.00%
C3165 Foreshore - Irrigation Renewal	0	40,292	40,292	60,000	60,000	-100.00%
C3166 Vasse River Foreshore - Bridge to Bridge project Stage 1	1,966	50,000	50,000	75,000	75,000	-96.07%
C3167 Advanced Bore Monitoring Equipment	0	66,664	66,664	100,000	100,000	-100.00%
C3169 Relocatable Bike Racks	9,926	7,336	7,336	11,000	11,000	35.30%
C3170 Yallingup Beach Showers	27,638	26,664	26,664	40,000	40,000	3.65%
C3171 Dunsborough Foreshore Beach Showers	0	3,336	3,336	5,000	5,000	-100.00%
C3172 Vasse Newtown - AFL Oval Stage 2	285,628	221,520	221,520	332,275	332,275	28.94%
	845,379	1,454,351	1,394,351	2,228,585	2,078,585	-41.87%
<b>Cemetery Capital Works</b>						
C1609 Pioneer Cemetery - Implement Conservation Plan	0	13,388	13,388	20,000	20,000	-100.00%

FINANCIAL ACTIVITY STATEMENTS INCORPORATING BUDGET  
REVIEW - PERIOD ENDING 28 FEBRUARY 2018

City of Busselton

Capital Acquisition Report

Property, Plant & Equipment, Infrastructure

For the Period Ended 28 February 2018

Description	2017/18 Actual	2017/18 Amended Budget YTD	2017/18 Original Budget YTD	2017/18 Amended Budget	2017/18 Original Budget	2017/18 Budget YTD Variance
	0	13,388	13,388	20,000	20,000	-100.00%
<b>Aged Housing - Infrastructure Works</b>						
C3451 Aged Housing Infrastructure (Upgrade)	13,656	0	0	13,000	13,000	0.00%
	13,656	0	0	13,000	13,000	0.00%
<b>Sanitation Infrastructure</b>						
C3479 New Cell Development	237,513	583,328	583,328	875,000	875,000	-59.28%
C3481 Transfer Station Development	38,496	71,000	71,000	106,500	106,500	-45.78%
C3485 Site Rehabilitation - Busselton	264,523	716,664	716,664	1,075,000	1,075,000	-63.09%
C3487 Site Rehabilitation - Dunsborough	182	0	0	0	0	0.00%
	540,714	1,370,992	1,370,992	2,056,500	2,056,500	-60.56%
<b>Airport Development</b>						
C6087 Airport Construction Stage 2, Landside Civils & Services Inf	1,548,341	5,733,328	0	8,600,000	0	-72.99%
C6090 Parks & Gardens Airport Stage 2	0	0	400,000	0	600,000	0.00%
C6091 Airport Construction Stage 2, Noise Management Plan	112,941	333,336	333,336	500,000	500,000	-66.12%
C6092 Airport Construction Stage 2, Airfield	11,975,534	11,666,664	11,666,664	17,500,000	17,500,000	2.65%
C6093 Airport Construction Stage 2, Car Park & Access Roads	0	0	4,000,000	0	6,000,000	0.00%
C6095 Airport Construction Stage 2, External Services	156,770	1,733,336	3,066,664	2,600,000	4,600,000	-90.96%
C6097 Airport Construction Stage 1B, Jet Fuel	0	410,000	410,000	615,000	615,000	-100.00%
C6099 Airport Development - Project Expenses	937,384	1,143,249	1,143,249	1,701,890	1,701,890	-18.01%
	14,730,970	21,019,913	21,019,913	31,516,890	31,516,890	-29.92%
<b>Main Roads</b>						
S0035 Strelly Street	36,314	370,468	370,468	549,859	549,859	-90.20%
S0049 Layman Road	533,432	448,464	448,464	672,701	672,701	18.95%
S0051 Causeway Road	68,634	92,688	92,688	139,032	139,032	-25.95%
S0064 Peel Terrace	53,422	741,988	741,988	1,102,549	1,102,549	-92.80%
S0066 Queen Street	28,372	169,608	169,608	254,412	254,412	-83.27%
S0067 Layman Road - Reconstruction Between 3250 and 6190	66,103	407,652	407,652	600,000	600,000	-83.78%
S0068 Georgiana Molloy Bus Bay Facilities	390	200,000	200,000	200,000	200,000	-99.81%
S0314 Koorabin Drive - Reseal	1,415	168,254	168,254	250,000	250,000	-99.16%
S0315 Guerin Street - Asphalt Overlay	52,967	57,924	57,924	85,907	85,907	-8.56%
	841,050	2,657,046	2,657,046	3,854,460	3,854,460	-68.35%
<b>Roads to Recovery</b>						
T0004 Chapman Hill Road	80,531	62,080	62,080	92,000	92,000	29.72%
T0016 Puzey Road	121,041	103,442	103,442	155,000	155,000	17.01%
T0026 Kaloorup Road	34,682	29,056	29,056	43,000	43,000	19.36%
T0061 Jindong Treeton Road	13,616	16,684	16,684	25,000	25,000	-18.39%
T0077 Florence Rd Gravel Resheet Slik 0.30 - 1.00	6,282	23,618	23,618	35,000	35,000	-73.40%
T0078 Taylor Rd Gravel Resheet Slik 0.00 - 1.14	49,988	32,398	32,398	48,000	48,000	54.29%
T0079 Patton Terrace - Asphalt Overlay	13,218	181,206	181,206	269,000	269,000	-92.71%
T0080 Craig Street - Asphalt Overlay	182,747	102,396	102,396	152,000	152,000	78.47%
T0082 Hakea Way - Asphalt Overlay	0	6	6	0	0	-100.00%
T0083 Pinnock Place - Asphalt Overlay	37,330	26,808	26,808	40,000	40,000	39.25%
T0084 Yelverton Road- Rural reconstruction & widening	372,553	393,080	393,080	589,624	589,624	-5.22%
	911,989	970,774	970,774	1,448,624	1,448,624	-6.06%
<b>Black Spot</b>						
V0002 Busselton/Dunsborough Traffic Implementation Works	0	0	0	2,325,000	2,325,000	0.00%
	0	0	0	2,325,000	2,325,000	0.00%
<b>Council Roads Initiative</b>						
W0019 Marine Terrace	10,815	336,800	336,800	500,000	500,000	-96.79%
W0066 Court Street	14,405	15,000	15,000	22,500	22,500	-3.97%
W0108 Yelverton Road	370,069	734,766	734,766	1,080,376	1,080,376	-49.63%
W0136 DAIIP Issues District ACROD Bays, ramps, signs etc	9,489	24,528	24,528	36,792	36,792	-61.31%
W0137 Edwards Road	0	102,562	102,562	152,000	152,000	-100.00%
W0150 Roe Terrace Busselton	0	13,336	13,336	20,000	20,000	-100.00%
W0176 Signage (Alternate CBD Entry)	2,395	40,000	40,000	60,000	60,000	-94.01%
W0177 Strelly Street	211	40,000	40,000	60,000	60,000	-99.47%



FINANCIAL ACTIVITY STATEMENTS INCORPORATING BUDGET  
REVIEW - PERIOD ENDING 28 FEBRUARY 2018

City of Busselton

Capital Acquisition Report

Property, Plant & Equipment, Infrastructure

For the Period Ended 28 February 2018

Description	2017/18 Actual	2017/18 Amended Budget YTD	2017/18 Original Budget YTD	2017/18 Amended Budget	2017/18 Original Budget	2017/18 Budget YTD Variance
W0192 Valley Road	0	31,224	31,224	46,840	46,840	-100.00%
W0198 Senior Citizens Access Road (Peel Tee)	52,636	31,000	31,000	46,500	46,500	69.79%
W0200 Farquhar Rd Gravel Resheet Silk 0.60 - 2.10	35,014	35,770	35,770	53,000	53,000	-2.11%
W0201 McDonald Rd Gravel Resheet Silk 1.40 - 2.49	28,388	33,740	33,740	50,010	50,010	-15.86%
W0202 Costello Road - Asphalt Overlay	69,060	47,826	47,826	71,000	71,000	44.40%
W0203 Coates Street - Asphalt Overlay	45,540	37,052	37,052	55,000	55,000	22.91%
W0204 Greenfield Road (Loop) - One way layout	1,280	37,716	37,716	56,000	56,000	-96.61%
W0205 Churchill Park New Entry Road to Croquet Club	0	0	50,278	0	74,000	0.00%
W0206 Churchill Park Fire Hydrant Relocation	0	0	6,000	0	9,000	0.00%
W0207 Busselton Highway Pavement Deformation	0	10,000	10,000	10,000	10,000	-100.00%
W0208 Plover Court	761	21,664	21,664	32,500	32,500	-96.49%
	640,064	1,592,984	1,649,262	2,352,518	2,435,518	-59.82%
<b>Sub-Total Infrastructure</b>	<b>25,242,797</b>	<b>38,233,968</b>	<b>38,401,026</b>	<b>60,684,321</b>	<b>59,905,821</b>	<b>-33.98%</b>
<b>Grand Total - Capital Acquisitions</b>	<b>30,335,639</b>	<b>54,603,470</b>	<b>54,745,528</b>	<b>82,350,626</b>	<b>81,297,126</b>	<b>-44.44%</b>



City of Busselton

**Reserves Movement Report**

**For The Period Ending 28 February 2018**

	2017/2018 Actual	2017/2018 Amended Budget YTD	2017/2018 Original Budget YTD	2017/2018 Amended Budget	2017/2018 Original Budget	2016/2017 Actual
Accumulated Reserves at Start of Year	\$ 0.00	\$ 0.00	\$ 0.00	\$ 0.00	\$ 0.00	\$ 328,823.05
Transfer to Muni	0.00	0.00	0.00	0.00	0.00	(328,823.05)
	0.00	0.00	0.00	0.00	0.00	0.00
<b>119 Sick Pay Incentive Reserve</b>						
Accumulated Reserves at Start of Year	0.00	0.00	0.00	0.00	0.00	144,552.59
Transfer to Muni	0.00	0.00	0.00	0.00	0.00	(144,552.59)
	0.00	0.00	0.00	0.00	0.00	0.00
<b>120 Strategic Projects Reserve</b>						
Accumulated Reserves at Start of Year	230,336.88	230,336.88	230,336.88	230,336.88	230,336.88	216,612.01
Interest transfer to Reserves	3,846.94	3,560.00	3,560.00	5,340.00	5,340.00	6,271.87
Transfer from Muni	16,664.00	16,664.00	16,664.00	25,000.00	25,000.00	25,000.00
Transfer to Muni	0.00	0.00	0.00	(100,000.00)	(25,000.00)	(17,547.00)
	250,847.82	250,560.88	250,560.88	160,676.88	235,676.88	230,336.88
<b>121 Waste Management Facility and Plant Reserve</b>						
Accumulated Reserves at Start of Year	7,578,591.65	7,578,591.65	7,578,591.65	7,578,591.65	7,578,591.65	7,613,254.10
Interest transfer to Reserves	136,213.28	117,240.00	117,240.00	175,861.00	175,861.00	215,633.80
Transfer from Muni	1,270,944.00	1,270,944.00	1,270,944.00	1,906,419.00	1,906,419.00	2,487,565.49
Transfer to Muni	0.00	0.00	0.00	(4,252,300.00)	(4,002,300.00)	(2,737,861.74)
	8,985,748.93	8,966,775.65	8,966,775.65	5,408,571.65	5,658,571.65	7,578,591.65
<b>122 Port Geographe Development Reserve</b>						
Accumulated Reserves at Start of Year	1,534,670.81	1,534,670.81	1,534,670.81	1,534,670.81	1,534,670.81	1,654,121.43
Interest transfer to Reserves	23,974.31	23,744.00	23,744.00	35,616.00	35,616.00	44,374.96
Transfer to Muni	0.00	0.00	0.00	(989,718.00)	(989,718.00)	(163,825.58)
	1,558,645.12	1,558,414.81	1,558,414.81	580,568.81	580,568.81	1,534,670.81
<b>123 Port Geographe Waterways Management Reserve (SAR)</b>						
Accumulated Reserves at Start of Year	3,422,821.20	3,422,821.20	3,422,821.20	3,422,821.20	3,422,821.20	3,454,443.12
Interest transfer to Reserves	55,352.68	52,952.00	52,952.00	79,428.00	79,428.00	95,828.22
Transfer from Muni	120,080.00	120,080.00	120,080.00	180,120.00	180,120.00	172,549.86
Transfer to Muni	0.00	0.00	0.00	(310,000.00)	(310,000.00)	(300,000.00)
	3,598,253.88	3,595,853.20	3,595,853.20	3,372,369.20	3,372,369.20	3,422,821.20
<b>124 Workers Compensation Contingency Reserve</b>						
Accumulated Reserves at Start of Year	322,008.37	322,008.37	322,008.37	322,008.37	322,008.37	273,142.25
Interest transfer to Reserves	5,646.76	4,984.00	4,984.00	7,476.00	7,476.00	8,066.12
Transfer from Muni	33,832.00	33,832.00	33,832.00	50,750.00	50,750.00	40,800.00
Transfer to Muni	0.00	0.00	0.00	(25,000.00)	(25,000.00)	0.00
	361,487.13	360,824.37	360,824.37	355,234.37	355,234.37	322,008.37
<b>126 Provenge Landscape Maintenance Reserve (SAR)</b>						
Accumulated Reserves at Start of Year	1,001,808.42	1,001,808.42	1,001,808.42	1,001,808.42	1,001,808.42	835,855.66
Interest transfer to Reserves	17,537.55	15,496.00	15,496.00	23,244.00	23,244.00	25,127.34
Transfer from Muni	104,080.00	104,080.00	104,080.00	156,115.00	156,115.00	149,378.15
Transfer to Muni	0.00	0.00	0.00	(162,369.00)	(162,369.00)	(8,552.73)
	1,123,425.97	1,121,384.42	1,121,384.42	1,018,798.42	1,018,798.42	1,001,808.42
<b>127 New Infrastructure Development Reserve</b>						
Accumulated Reserves at Start of Year	2,033,639.44	2,033,639.44	2,033,639.44	2,033,639.44	2,033,639.44	2,007,644.66
Interest transfer to Reserves	36,236.06	31,464.00	31,464.00	47,196.00	47,196.00	58,245.99
Transfer from Muni	435,400.00	435,400.00	435,400.00	653,105.00	653,105.00	548,628.60
Transfer to Muni	(50,000.00)	0.00	0.00	(1,195,674.00)	(1,195,674.00)	(580,879.81)
	2,455,275.50	2,500,503.44	2,500,503.44	1,538,266.44	1,538,266.44	2,033,639.44
<b>128 Vasse Newtown Landscape Maintenance Reserve (SAR)</b>						
Accumulated Reserves at Start of Year	485,466.16	485,466.16	485,466.16	485,466.16	485,466.16	470,759.51
Interest transfer to Reserves	8,340.41	7,512.00	7,512.00	11,268.00	11,268.00	15,192.21
Transfer from Muni	111,696.00	111,696.00	111,696.00	167,547.00	167,547.00	161,862.78
Transfer to Muni	0.00	0.00	0.00	(207,566.00)	(207,566.00)	(162,348.34)
	605,502.57	604,674.16	604,674.16	456,715.16	456,715.16	485,466.16

FINANCIAL ACTIVITY STATEMENTS INCORPORATING BUDGET  
REVIEW - PERIOD ENDING 28 FEBRUARY 2018

City of Busselton

Reserves Movement Report

For The Period Ending 28 February 2018

	2017/2018 Actual	2017/2018 Amended Budget YTD	2017/2018 Original Budget YTD	2017/2018 Amended Budget	2017/2018 Original Budget	2016/2017 Actual
	\$	\$	\$	\$	\$	\$
<b>129 Untied Grants Reserve</b>						
Accumulated Reserves at Start of Year	1,146,659.00	1,146,659.00	1,146,659.00	1,146,659.00	1,146,659.00	0.00
Transfer from Muni	0.00	0.00	0.00	0.00	0.00	1,146,659.00
Transfer to Muni	(1,146,659.00)	(1,146,659.00)	(1,146,659.00)	(1,146,659.00)	(1,146,659.00)	0.00
	<u>0.00</u>	<u>0.00</u>	<u>0.00</u>	<u>0.00</u>	<u>0.00</u>	<u>1,146,659.00</u>

FINANCIAL ACTIVITY STATEMENTS INCORPORATING BUDGET  
REVIEW - PERIOD ENDING 28 FEBRUARY 2018

City of Busselton

Reserves Movement Report

For The Period Ending 28 February 2018

	2017/2018 Actual	2017/2018 Amended Budget YTD	2017/2018 Original Budget YTD	2017/2018 Amended Budget	2017/2018 Original Budget	2016/2017 Actual
	\$	\$	\$	\$	\$	\$
<b>130 Locke Estate Reserve</b>						
Accumulated Reserves at Start of Year	129,971.14	129,971.14	129,971.14	129,971.14	129,971.14	64,000.00
Interest transfer to Reserves	2,481.97	2,008.00	2,008.00	3,012.00	3,012.00	1,971.14
Transfer from Muni	0.00	0.00	0.00	64,000.00	64,000.00	64,000.00
Transfer to Muni	0.00	0.00	0.00	(196,983.14)	(196,983.14)	0.00
	<u>132,453.11</u>	<u>131,979.14</u>	<u>131,979.14</u>	<u>0.00</u>	<u>0.00</u>	<u>129,971.14</u>
<b>131 Busselton Community Resource Centre</b>						
Accumulated Reserves at Start of Year	123,721.93	123,721.93	123,721.93	123,721.93	123,721.93	92,178.36
Interest transfer to Reserves	2,197.70	1,912.00	1,912.00	2,868.00	2,868.00	2,973.75
Transfer from Muni	13,790.00	13,790.00	13,790.00	27,580.00	27,580.00	28,569.82
	<u>139,709.63</u>	<u>139,423.93</u>	<u>139,423.93</u>	<u>154,169.93</u>	<u>154,169.93</u>	<u>123,721.93</u>
<b>132 CBD Enhancement Reserve</b>						
Accumulated Reserves at Start of Year	84,897.67	84,897.67	84,897.67	84,897.67	84,897.67	50,404.28
Interest transfer to Reserves	1,593.33	1,312.00	1,312.00	1,968.00	1,968.00	1,993.39
Transfer from Muni	17,500.00	17,500.00	17,500.00	35,000.00	35,000.00	32,500.00
Transfer to Muni	0.00	0.00	0.00	(120,000.00)	(120,000.00)	0.00
	<u>103,991.00</u>	<u>103,709.67</u>	<u>103,709.67</u>	<u>1,865.67</u>	<u>1,865.67</u>	<u>84,897.67</u>
<b>133 Election, Valuation and Corporate Expenses Reserve</b>						
Accumulated Reserves at Start of Year	331,552.54	331,552.54	331,552.54	331,552.54	331,552.54	174,169.07
Interest transfer to Reserves	6,717.45	5,128.00	5,128.00	7,692.00	7,692.00	7,896.56
Transfer from Muni	118,600.00	118,600.00	118,600.00	177,904.00	177,904.00	174,420.00
Transfer to Muni	0.00	0.00	0.00	(395,300.00)	(395,300.00)	(24,933.09)
	<u>456,869.99</u>	<u>455,280.54</u>	<u>455,280.54</u>	<u>121,848.54</u>	<u>121,848.54</u>	<u>331,552.54</u>
<b>134 Civic and Administration Centre Construction Reserve</b>						
Accumulated Reserves at Start of Year	444,863.46	444,863.46	444,863.46	444,863.46	444,863.46	12,782,915.12
Interest transfer to Reserves	0.00	0.00	0.00	0.00	0.00	161,948.34
Transfer to Muni	(444,863.46)	0.00	0.00	(444,863.46)	(444,863.46)	(12,500,000.00)
	<u>0.00</u>	<u>444,863.46</u>	<u>444,863.46</u>	<u>0.00</u>	<u>0.00</u>	<u>444,863.46</u>
<b>136 Airport Marketing Reserve</b>						
Accumulated Reserves at Start of Year	912,986.35	912,986.35	912,986.35	912,986.35	912,986.35	196,000.00
Interest transfer to Reserves	25,766.88	14,120.00	14,120.00	21,181.00	21,181.00	6,036.59
Transfer from Muni	570,550.06	200,000.00	200,000.00	300,000.00	300,000.00	710,949.76
	<u>1,509,303.29</u>	<u>1,127,106.35</u>	<u>1,127,106.35</u>	<u>1,234,167.35</u>	<u>1,234,167.35</u>	<u>912,986.35</u>
<b>137 Busselton Traffic Study Implementation Reserve</b>						
Interest transfer to Reserves	3,928.93	17,752.00	17,752.00	26,626.00	26,626.00	0.00
Transfer from Muni	334,632.00	2,834,632.00	2,834,632.00	3,001,952.00	3,001,952.00	0.00
Transfer to Muni	0.00	0.00	0.00	(2,660,917.00)	(2,660,917.00)	0.00
	<u>338,560.93</u>	<u>2,852,384.00</u>	<u>2,852,384.00</u>	<u>367,661.00</u>	<u>367,661.00</u>	<u>0.00</u>
<b>138 CPA Bushfire Facilities Reserve</b>						
Interest transfer to Reserves	766.87	0.00	0.00	0.00	0.00	0.00
Transfer from Muni	54,671.80	54,671.80	54,671.80	54,671.80	54,671.80	0.00
	<u>55,438.67</u>	<u>54,671.80</u>	<u>54,671.80</u>	<u>54,671.80</u>	<u>54,671.80</u>	<u>0.00</u>
<b>139 CPA Community Facilities Dunsborough Lakes South Reserve</b>						
Interest transfer to Reserves	972.59	0.00	0.00	0.00	0.00	0.00
Transfer from Muni	69,339.20	69,339.20	69,339.20	69,339.20	69,339.20	0.00
	<u>70,311.79</u>	<u>69,339.20</u>	<u>69,339.20</u>	<u>69,339.20</u>	<u>69,339.20</u>	<u>0.00</u>
<b>140 CPA Community Facilities South Biddle Precinct Reserve</b>						
Interest transfer to Reserves	18,743.95	0.00	0.00	0.00	0.00	0.00
Transfer from Muni	1,003,824.14	1,015,609.29	1,015,609.29	1,020,273.29	1,020,273.29	0.00
Transfer to Muni	0.00	0.00	0.00	(175,000.00)	(175,000.00)	0.00
	<u>1,022,568.09</u>	<u>1,015,609.29</u>	<u>1,015,609.29</u>	<u>845,273.29</u>	<u>845,273.29</u>	<u>0.00</u>
<b>141 CPA Infrastructure Road Upgrades Reserve</b>						

FINANCIAL ACTIVITY STATEMENTS INCORPORATING BUDGET  
REVIEW - PERIOD ENDING 28 FEBRUARY 2018

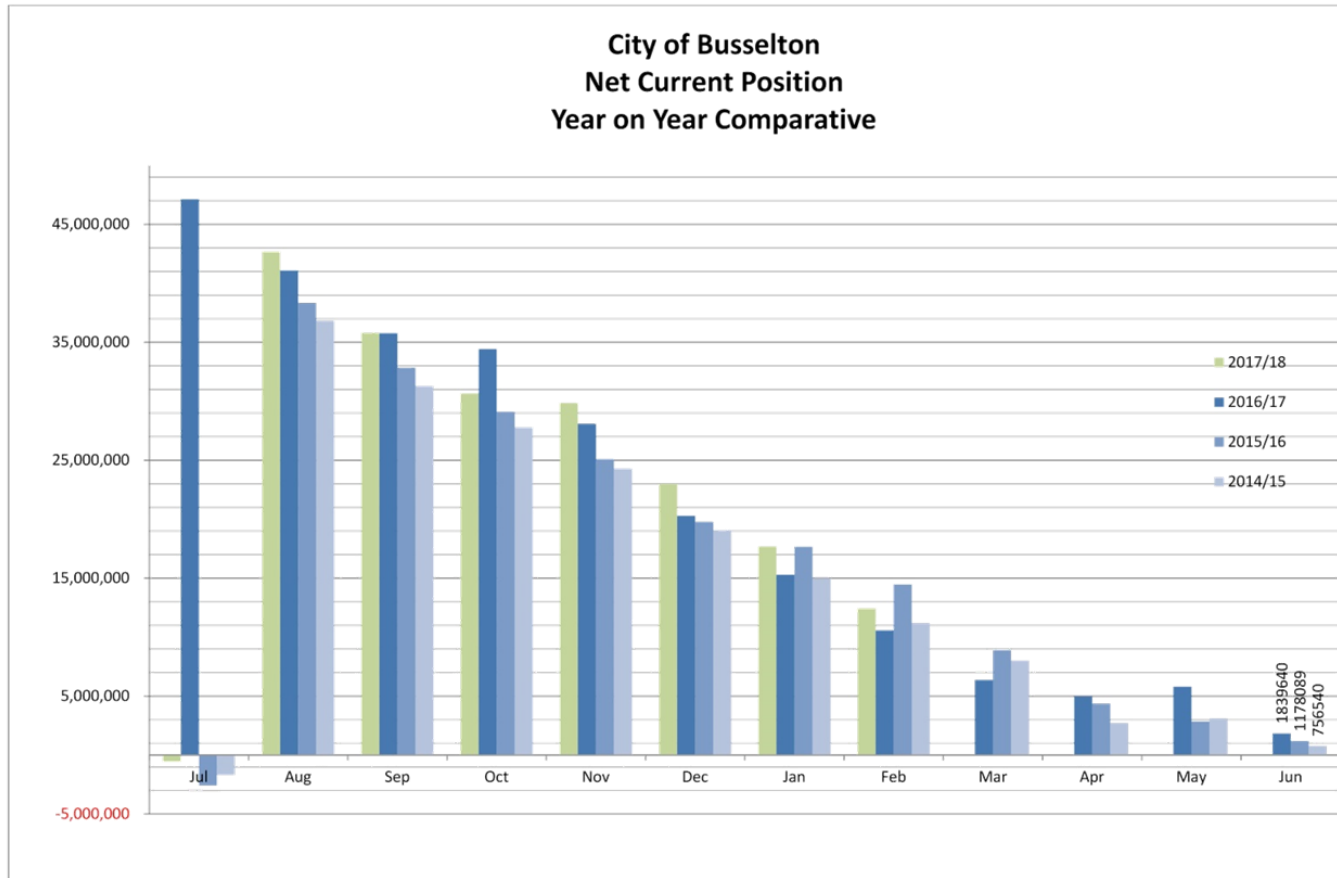
City of Busselton

Reserves Movement Report

For The Period Ending 28 February 2018

	2017/2018 Actual	2017/2018 Amended Budget YTD	2017/2018 Original Budget YTD	2017/2018 Amended Budget	2017/2018 Original Budget	2016/2017 Actual
	\$	\$	\$	\$	\$	\$
Interest transfer to Reserves	3,096.73	0.00	0.00	0.00	0.00	0.00
Transfer from Muni	220,770.23	220,770.23	220,770.23	220,770.23	220,770.23	0.00
	<u>223,866.96</u>	<u>220,770.23</u>	<u>220,770.23</u>	<u>220,770.23</u>	<u>220,770.23</u>	<u>0.00</u>
<b>Various Building Asset Renewal Reserve</b>						
Accumulated Reserves at Start of Year	1,335,118.59	1,335,118.59	1,335,118.59	1,335,118.59	1,335,118.59	1,493,038.06
Interest transfer to Reserves	21,929.93	20,656.00	20,656.00	30,984.00	30,984.00	37,832.12
Transfer from Muni	28,616.00	28,616.00	28,616.00	42,943.00	42,943.00	172,270.41
Transfer to Muni	0.00	0.00	0.00	(40,000.00)	(40,000.00)	(368,022.00)
	<u>1,385,664.52</u>	<u>1,384,390.59</u>	<u>1,384,390.59</u>	<u>1,369,045.59</u>	<u>1,369,045.59</u>	<u>1,335,118.59</u>
<b>Various Community Development Contribution Reserve</b>						
Accumulated Reserves at Start of Year	6,650,294.50	6,650,294.50	6,650,294.50	6,650,294.50	6,650,294.50	0.00
Interest transfer to Reserves	106,553.55	102,872.00	102,872.00	154,310.00	154,310.00	197,085.92
Transfer from Muni	395,134.91	732,528.00	732,528.00	1,098,790.00	1,098,790.00	8,366,380.90
Transfer to Muni	(81,070.00)	0.00	0.00	(844,145.00)	(844,145.00)	(1,913,172.32)
	<u>7,070,912.96</u>	<u>7,485,694.50</u>	<u>7,485,694.50</u>	<u>7,059,249.50</u>	<u>7,059,249.50</u>	<u>6,650,294.50</u>
<b>Various Busselton Area Drainage and Waterways Improvement Reserve</b>						
Accumulated Reserves at Start of Year	609,789.27	609,789.27	609,789.27	609,789.27	609,789.27	0.00
Interest transfer to Reserves	9,903.50	9,432.00	9,432.00	14,148.00	14,148.00	15,225.22
Transfer from Muni	0.00	0.00	0.00	0.00	0.00	594,564.05
Transfer to Muni	0.00	0.00	0.00	(120,000.00)	(120,000.00)	0.00
	<u>619,692.77</u>	<u>619,221.27</u>	<u>619,221.27</u>	<u>503,937.27</u>	<u>503,937.27</u>	<u>609,789.27</u>
<b>Various Employee Entitlement Reserve</b>						
Accumulated Reserves at Start of Year	3,005,076.86	3,005,076.86	3,005,076.86	3,005,076.86	3,005,076.86	0.00
Interest transfer to Reserves	50,045.86	46,488.00	46,488.00	69,732.00	69,732.00	80,277.69
Transfer from Muni	137,656.00	137,656.00	137,656.00	206,480.00	206,480.00	3,474,974.54
Transfer to Muni	0.00	0.00	0.00	(404,840.00)	(404,840.00)	(550,175.37)
	<u>3,192,778.72</u>	<u>3,189,220.86</u>	<u>3,189,220.86</u>	<u>2,876,448.86</u>	<u>2,876,448.86</u>	<u>3,005,076.86</u>
<b>Various Infrastructure Asset Renewal Reserve</b>						
Accumulated Reserves at Start of Year	1,076,330.48	1,076,330.48	1,076,330.48	1,076,330.48	1,076,330.48	0.00
Interest transfer to Reserves	30,807.80	16,648.00	16,648.00	24,972.00	24,972.00	55,440.66
Transfer from Muni	1,466,848.00	1,466,848.00	1,466,848.00	2,200,270.00	2,200,270.00	4,445,284.93
Transfer to Muni	(135,000.00)	0.00	0.00	(2,142,278.00)	(2,142,278.00)	(3,424,395.11)
	<u>2,438,986.28</u>	<u>2,559,826.48</u>	<u>2,559,826.48</u>	<u>1,159,294.48</u>	<u>1,159,294.48</u>	<u>1,076,330.48</u>
<b>Various Joint Venture Aged Housing Reserve</b>						
Accumulated Reserves at Start of Year	874,987.03	874,987.03	874,987.03	874,987.03	874,987.03	0.00
Interest transfer to Reserves	15,903.24	13,536.00	13,536.00	20,304.00	20,304.00	18,602.71
Transfer from Muni	80,000.00	80,000.00	80,000.00	120,000.00	120,000.00	856,384.32
Transfer to Muni	0.00	0.00	0.00	(25,000.00)	0.00	0.00
	<u>970,890.27</u>	<u>968,523.03</u>	<u>968,523.03</u>	<u>990,291.03</u>	<u>1,015,291.03</u>	<u>874,987.03</u>
<b>Various Public Art Reserve</b>						
Accumulated Reserves at Start of Year	94,836.29	94,836.29	94,836.29	94,836.29	94,836.29	0.00
Interest transfer to Reserves	3,522.60	1,464.00	1,464.00	2,196.00	2,196.00	1,776.29
Transfer from Muni	143,481.50	34,664.00	34,664.00	52,000.00	52,000.00	93,060.00
Transfer to Muni	0.00	0.00	0.00	(137,000.00)	(52,000.00)	0.00
	<u>241,840.39</u>	<u>130,964.29</u>	<u>130,964.29</u>	<u>12,032.29</u>	<u>97,032.29</u>	<u>94,836.29</u>
<b>Total Cash Back Reserves</b>	<u>50,727,475.62</u>	<u>53,936,048.42</u>	<u>53,936,048.42</u>	<u>39,902,663.96</u>	<u>40,337,663.96</u>	<u>43,539,055.90</u>
<b>Summary Reserves</b>						
Accumulated Reserves at Start of Year	43,539,055.90	43,539,055.90	43,539,055.90	43,539,055.90	43,539,055.90	46,024,063.38
Interest transfer to Reserves	766,322.38	666,664.00	666,664.00	1,000,000.00	1,000,000.00	1,334,027.08
Transfer from Muni	8,477,503.97	10,876,987.52	10,876,987.52	15,285,571.66	15,285,571.66	26,832,924.34
Transfer to Muni	(2,055,406.63)	(1,146,659.00)	(1,146,659.00)	(19,921,963.60)	(19,486,963.60)	(30,651,958.90)
<b>Closing Balance</b>	<u>50,727,475.62</u>	<u>53,936,048.42</u>	<u>53,936,048.42</u>	<u>39,902,663.96</u>	<u>40,337,663.96</u>	<u>43,539,055.90</u>

FINANCIAL ACTIVITY STATEMENTS INCORPORATING BUDGET REVIEW - PERIOD ENDING 28  
FEBRUARY 2018







### 6.3 LIST OF PAYMENTS MADE FEBRUARY 2018

<b>SUBJECT INDEX:</b>	Financial Operations
<b>STRATEGIC OBJECTIVE:</b>	Governance systems, process and practices are responsible, ethical and transparent.
<b>BUSINESS UNIT:</b>	Finance and Corporate Services
<b>ACTIVITY UNIT:</b>	Financial Services
<b>REPORTING OFFICER:</b>	Manager Financial Services - Kim Dolzadelli
<b>AUTHORISING OFFICER:</b>	Director Finance and Corporate Services - Tony Nottle
<b>VOTING REQUIREMENT:</b>	Simple Majority
<b>ATTACHMENTS:</b>	Attachment A LIST OF PAYMENTS MADE FEBRUARY 2018 <a href="#">↓</a>

#### **PRÉCIS**

This report provides details of payments made from the City's bank accounts for the month of February 2018, for noting by the Council and recording in the Council Minutes.

#### **BACKGROUND**

The Local Government (Financial Management) Regulations require that when the Council has delegated authority to the Chief Executive Officer to make payments from the City's bank accounts, that a list of payments made is prepared each month for presentation to, and noting by, Council.

#### **STATUTORY ENVIRONMENT**

Section 6.10 of the Local Government Act and more specifically, Regulation 13 of the Local Government (Financial Management) Regulations; refer to the requirement for a listing of payments made each month to be presented to the Council.

#### **RELEVANT PLANS AND POLICIES**

NA.

#### **FINANCIAL IMPLICATIONS**

NA.

#### **Long-term Financial Plan Implications**

#### **STRATEGIC COMMUNITY OBJECTIVES**

NA.

#### **RISK ASSESSMENT**

NA.

#### **CONSULTATION**

NA.

**OFFICER COMMENT**

In accordance with regular custom, the list of payments made for the month of February 2018 is presented for information.

**CONCLUSION**

NA.

**OPTIONS**

NA.

**TIMELINE FOR IMPLEMENTATION OF OFFICER RECOMMENDATION**

NA.

**OFFICER RECOMMENDATION**

That the Council notes payment of voucher numbers M115289 – M115358, EF056922 – EF05740, T007384 – T007386, and DD003371 – DD003393; together totalling \$10,107,235.29.



LISTING OF PAYMENTS MADE  
UNDER DELEGATED AUTHORITY  
FOR THE MONTH OF FEBRUARY 2018

Summary

<b>MUNICIPAL ACCOUNT</b>	CHEQUE # 115289 - 115358	\$272,705.92
<b>ELECTRONIC TRANSFER PAYMENTS</b>	EF056922- EF05740	\$8,988,455.02
<b>TRUST ACCOUNT</b>	007384 - 007386	\$42,077.79
<b>INTERNAL PAYMENT VOUCHERS</b>	DD003371 - DD003393	\$803,996.56
<b>Total Payments</b>		<b>\$10,107,235.29</b>

**MUNICIPAL ACCOUNT - FEBRUARY 2018**

Date	Payment Ref.	Name	Description	Amount
1/02/2018	115289	CITY OF BUSSELTON	VARIOUS REIMBURSMENTS	\$4,497.26
1/02/2018	115290	CALLOWS CORNER NEWS	STAFF SOCIAL CLUB - LOTTO	\$302.00
1/02/2018	115291	SYNERGY	ELECTRICITY SUPPLIES	\$25,028.60
1/02/2018	115294	BUSSELTON WATER CORPORATION	WATER SERVICES	\$41,122.83
1/02/2018	115295	CALLOWS CORNER NEWSAGENCY	STAFF SOCIAL CLUB - LOTTO	\$380.45
1/02/2018	115296	TELSTRA CORPORATION	COMMUNICATION SERVICES	\$8,834.11
1/02/2018	115297	CITY OF BUSSELTON	VARIOUS REIMBURSEMENTS - GLC	\$1,521.00
1/02/2018	115298	WATER CORPORATION	WATER SERVICES - MEELUP	\$550.00
1/02/2018	115299	FRED ROSE EXCAVATOR HIRE	EARTHMOVING - WASTE FACILITY & ROADWORKS	\$10,224.50
5/02/2018	115300	APEX CLUB OF BUSSELTON	DONATION	\$500.00
5/02/2018	115301	WA ROVER OWNERS CLUB	DONATION	\$500.00
5/02/2018	115302	WESTERN EDGE PERFORMANCE WRITERS	DONATION	\$305.00
5/02/2018	115303	SHELLEY HASSON	REFUND - BJTP FEE	\$468.00
5/02/2018	115304	JULIE BACKMAN	REFUND - BJTP FEE	\$15.00
5/02/2018	115305	DEPARTMENT OF HOUSING	REFUND OF RATE OVERPAYMENT	\$5,595.00
5/02/2018	115306	D & A LANGTON	REFUND - BJTP FEE	\$330.00
5/02/2018	115307	REBECCA SAMSON	REFUND - BJTP FEE	\$15.00
5/02/2018	115308	DEPARTMENT OF TRANSPORT	PLANT REGISTRATION	\$327.00

Date	Payment Ref.	Name	Description	Amount
5/02/2018	115309	COLIN WHITEMAN	REFUND OF ANIMAL TRAP BOND	\$100.00
5/02/2018	115310	BUSSELTON COLLECTORS CLUB	REFUND OF HALL & KEY DEPOSITS	\$185.00
5/02/2018	115311	J B CHAMBERS	REFUND OF RATE OVERPAYMENT	\$748.79
5/02/2018	115312	UNDALUP ASSOCIATION INC	REGUND BOOKING YOUTH CENTRE	\$45.90
5/02/2018	115313	CITY OF BUSSELTON DEPOT - PETTY CASH	REIMBURSE - MORNING TEA	\$47.80
5/02/2018	115314	DUNSBOROUGH PUBLIC LIBRARY - PETTY CASH	SCHOOL HOLIDAY ACTIVITIES	\$76.00
6/02/2018	115315	CITY OF BUSSELTON	VARIOUS REIMBURSEMENTS	\$850.50
6/02/2018	115316	DENNIS COOPER	REFUND OF ANIMAL TRAP BOND	\$100.00
6/02/2018	115317	CHELSEA MCKEICH	REFUND BALANCE	\$16.00
6/02/2018	115318	CITY OF BUSSELTON DEPOT - PETTY CASH	LICENCE RENEWAL	\$48.00
6/02/2018	115319	BUSSELTON PUBLIC LIBRARY - PETTY CASH	SCHOOL HOLIDAY ACTIVITIES	\$215.50
9/02/2018	115320	TELSTRA CORPORATION	COMMUNICATION SERVICES	\$13,778.96
9/02/2018	115321	SYNERGY	ELECTRICITY SUPPLIES	\$85,264.65
9/02/2018	115322	CANCELLED	PROCESSING ERROR	\$0.00
12/02/2018	115323	CITY OF BUSSELTON - PETTY CASH	VARIOUS REIMBURSEMENT	\$632.45
15/02/2018	115324	CITY OF BUSSELTON	VARIOUS REIMBURSEMENTS - UNIFORMS	\$4,610.21
15/02/2018	115325	CALLOWS CORNER NEWS	NEWSAGENCY / STATIONERY SUPPLIES	\$302.00
16/02/2018	115326	OPTUS BILLING SERVICES PTY LTD	FIXED INTERNET ACCESS	\$3,101.59
16/02/2018	115327	SOUTHERN CROSS AUSTERIO	ADVERTISING	\$1,749.00
16/02/2018	115328	LANDGATE CUSTOMER ACCOUNT	LAND INFORMATION AND TITLE SEARCHES	\$168.70
16/02/2018	115329	TELSTRA CORPORATION	COMMUNICATION SERVICES	\$165.00
16/02/2018	115330	SYNERGY	ELECTRICITY SUPPLIES	\$2,050.70
22/02/2018	115331	PETER KIELY	STAFF REIMBURSEMENT	\$86.55
22/02/2018	115332	TELSTRA CORPORATION	COMMUNICATION SERVICES	\$8,751.20
22/02/2018	115333	WATER CORPORATION	WATER SERVICES	\$11,151.23
22/02/2018	115334	SYNERGY	ELECTRICITY SUPPLIES	\$2,893.05
22/02/2018	115335	LANDGATE CUSTOMER ACCOUNT	LAND INFORMATION AND TITLE SEARCHES	\$168.70
22/02/2018	115336	PETER KIELY	NCC CONSUMABLES	\$200.00
22/02/2018	115337	VASSE PARENTS & CITIZENS ASSOCIATION	REFUND FACILITY HIRE FEE - UNDALUP ROOM	\$2,300.00
22/02/2018	115338	SOUTHERN RIP	REFUND FACILITY HIRE FEE - YOUTH CENTRE	\$100.00
22/02/2018	115339	BUSSELTON OLD TIME DANCE	DONATION	\$250.00
22/02/2018	115340	DUNSBOROUGH BAY YACHT CLUB	DONATION	\$500.00
22/02/2018	115341	BUSSELTON CHORAL SOCIETY	DONATION	\$250.00
22/02/2018	115342	WIN MCGILL	ART SALES	\$13.65
22/02/2018	115343	CANCELLED	PROCESSING ERROR	\$0.00
22/02/2018	115344	CANCELLED	PROCESSING ERROR	\$0.00
22/02/2018	115345	THOMAS MAZEY	ART SALES	\$70.00
22/02/2018	115346	EMMA WOODS	REFUND OF ANIMAL TRAP BOND	\$100.00
22/02/2018	115347	GRANT PERCY	REFUND OF ANIMAL TRAP BOND	\$100.00

Date	Payment Ref.	Name	Description	Amount
22/02/2018	115348	HARRY FROST	REFUND OF ANIMAL TRAP BOND	\$100.00
22/02/2018	115349	SOUTH REGIONAL TAFE BUS CAMPUS	REFUND OF HALL & KEY DEPOSITS - CRC	\$200.00
22/02/2018	115350	WA COUNTRY BUILDERS	OVERCHARGE OF FEES - QUINDALUP	\$1,371.51
26/02/2018	115351	CROWN PERTH	ACCOMMODATION - STAFF	\$1,138.00
26/02/2018	115352	SHIRE OF AUGUSTA MARGARET RIVER	VACATION CARE - NCC - POOL FEES - MARGARET RIVER	\$81.60
26/02/2018	115353	SHIRE OF DARDANUP	LOCAL GOV'T SERVICES - SIRSI - DYNIX ANNUAL FEE	\$10,330.43
26/02/2018	115354	TIMCARE DISTRIBUTORS	CHEMICAL CLEANING SUPPLIER	\$2,680.85
26/02/2018	115355	FRED ROSE EXCAVATOR HIRE	EARTHMOVING - WASTE FACILITY & ROADWORKS	\$14,580.50
26/02/2018	115356	RP BEARD	REFUND DOG REGISTRATION	\$150.00
27/02/2018	115357	GEOGRAPHE LEISURE CENTRE - PETTY CASH	VARIOUS REIMBURSEMENT	\$283.45
27/02/2018	115358	ARTGEO PETTY CASH	VARIOUS REIMBURSEMENT	\$82.70
				\$272,705.92

**ELECTRONIC TRANSFER PAYMENTS - FEBRUARY 2018**

1/02/2018	EF056922	HIF	HEALTH INSURANCE	\$229.40
1/02/2018	EF056923	PAY-PLAN PTY LTD	SALARY PACKAGING	\$17,709.33
1/02/2018	EF056924	RENTAL MANAGEMENT AUSTRALIA PTY LTD	RENT	\$800.00
1/02/2018	EF056925	GR & LC CHRISTIAN	RENTAL LEASE AGREEMENT	\$1,200.00
1/02/2018	EF056926	ACTON SOUTH WEST	STAFF REIMBURSEMENT	\$1,100.00
1/02/2018	EF056927	AUSTRALIAN TAXATION OFFICE	PAYG TAXATION	\$211,276.00
1/02/2018	EF056928	AUSTRALIAN SERVICES UNION	UNION FEES	\$82.35
1/02/2018	EF056929	HBF HEALTH LIMITED	MEDICAL INSURANCE	\$523.25
1/02/2018	EF056930	LOCAL GOV'T RACE COURSE & CEMETERY EMPLOYEES	UNION FEES	\$440.76
1/02/2018	EF056931	DEPUTY CHILD SUPPORT REGISTRAR	SALARY DEDUCTIONS	\$445.01
1/02/2018	EF056932	CITY OF BUSSELTON-SOCIAL CLUB	SOCIAL CLUB REIMBURSEMENT	\$192.00
1/02/2018	EF056933	STAFF CHRISTMAS CLUB	PAYROLL DEDUCTIONS	\$4,267.18
2/02/2018	EF056934	CLICKSUPER	SUPERANNUATION GUARANTEE	\$151,510.93
2/02/2018	EF056935	JAMES SPATH	STAFF REIMBURSEMENT	\$159.90
2/02/2018	EF056936	CR. C TARBOTTON	COUNCILLOR PAYMENT	\$66.56
2/02/2018	EF056937	SURFING WESTERN AUSTRALIA	EVENT ORGANISATION	\$11,000.00
2/02/2018	EF056938	BMA-BUSSELTON MARTIAL ARTS	KIDSPORT VOUCHERS	\$660.00
2/02/2018	EF056939	MARGARET RIVER FENCING	MAINTENANCE SERVICES	\$4,125.00
2/02/2018	EF056940	KEEP CUP PTY LTD (AUSTRALIA)	PROMOTIONAL MATERIALS	\$2,740.32
2/02/2018	EF056941	COLES.COM.AU	COUNCIL & STAFF REFRESHMENTS	\$478.74
2/02/2018	EF056942	CREATIVE EIGHT STUDIO	DESIGN SERVICES	\$1,579.00
2/02/2018	EF056943	STIHL SHOP DUNSBOROUGH	PLANT PURCHASES / SERVICES / PARTS	\$237.15
2/02/2018	EF056944	ALINTA ENERGY	ELECTRICITY	\$53,612.03
2/02/2018	EF056945	CLIFF FREWING	STAFF REIMBURSEMENT	\$79.24
2/02/2018	EF056946	KITCHEN TAKEOVERS	CATERING	\$677.50

Date	Payment Ref.	Name	Description	Amount
2/02/2018	EF056947	WIDEBAND NETWORKS PTY LTD	NBN BROADBAND	\$2,676.70
2/02/2018	EF056948	SUSSEX TURF RENOVATION	TURF RENOVATION	\$9,036.79
2/02/2018	EF056949	TONY NOTTLE	STAFF RIMBURSEMENT - INTERNET CONNECTION	\$206.80
2/02/2018	EF056950	HOWARD JOYCE	REFUND OF ANIMAL TRAP BOND	\$100.00
2/02/2018	EF056951	R & L RICKMAN	REFUND BJTP DEPOSIT	\$365.00
2/02/2018	EF056952	B & L CONNELL	REFUND BJTP DEPOSIT	\$65.00
2/02/2018	EF056953	VICTORIA TAYLOR	REFUND DOG REGISTRATION - NOW STERILISED	\$150.00
2/02/2018	EF056954	ROSS DENNY'S MENSWEAR	MENSWEAR RETAILER - CORPORATE SUIT	\$349.00
2/02/2018	EF056955	KONNECT	MAINTENANCE SUPPLIES - DELIVER TO DEPOT	\$1,238.60
2/02/2018	EF056956	COURIER AUSTRALIA	COURIER SERVICES	\$83.05
2/02/2018	EF056957	DUNSBOROUGH BOBCAT SERVICE	EARTHMOVING - BOBCAT HIRE	\$198.00
2/02/2018	EF056958	YALLINGUP COASTAL VOLUNTEER BUSHFIRE BRIGADE	PETTY CASH REIMBURSEMENT - ELECTRICAL WORKS	\$473.11
2/02/2018	EF056959	SAI GLOBAL LTD	AUST STANDARDS PUBLICATIONS - 2018 SUBSCRIPTION	\$2,454.10
2/02/2018	EF056960	W A TREASURY CORPORATION	LOAN REPAYMENTS	\$101,518.57
2/02/2018	EF056961	SIGMA COMPANIES GROUP PTY LTD	CHEMICAL SUPPLIER - GLC BLANKET ORDER 17/18	\$108.90
2/02/2018	EF056962	COLES	COUNCIL & STAFF REFRESHMENTS	\$370.82
2/02/2018	EF056963	BAREFOOT BOOKS	LIBRARY RESOURCES	\$112.50
2/02/2018	EF056964	SURF LIFE SAVING W.A.	LIFE GUARD CONTRACT 2017/2018	\$155,573.00
2/02/2018	EF056965	PERKINS BUILDERS	DESIGN & CONSTRUCTION BUSSETLON JETTY PRECINCT	\$689,043.99
6/02/2018	EF056966	BCP CIVIL & PLANT	EXCAVATOR & PLANT HIRE - VARIOUS WORKS - YELVERTON ROAD	\$81,525.60
6/02/2018	EF056967	MICHELLE SHIPTON	REFUND OF WASTE CHARGES	\$6.00
6/02/2018	EF056968	YALLINGUP COASTAL VOLUNTEER BUSHFIRE BRIGADE	ELECTRICAL WORKS	\$480.91
9/02/2018	EF056969	OLIVER DARBY	STAFF REIMBURSEMENT - INTERNET NETWORK	\$159.98
9/02/2018	EF056970	TRAFFIC FORCE	TRAFFIC MANAGEMENT SERVICES - VARIOUS LOCATIONS	\$7,377.01
9/02/2018	EF056971	DENNIS HADDON	ART SALES	\$91.00
9/02/2018	EF056972	CR. G HENLEY	COUNCILLOR PAYMENT	\$8,752.20
9/02/2018	EF056973	PHIL HOLLETT PHOTOGRAPHY	ART SALES	\$44.80
9/02/2018	EF056974	DIXIE BUTLER	ART SALES	\$35.00
9/02/2018	EF056975	DENISE SANBROOK	ART SALES	\$16.80
9/02/2018	EF056976	ELEANOR LORRAINE PARKE	ART SALES	\$27.30
9/02/2018	EF056977	CR. J McCALLUM	COUNCILLOR PAYMENT	\$3,826.75
9/02/2018	EF056978	RIVENDELL WINERY & RESTAURANT	OVER PAYMENT	\$106.50
9/02/2018	EF056979	ALICE ALDER	ART SALES	\$1,354.50
9/02/2018	EF056980	VITOR MARTINS	STAFF REIMBURSEMENT - PARKING	\$42.00
9/02/2018	EF056981	DANIEL FRITCHLEY	DRAFTING SERVICES - BUSSETLON FORESHORE	\$487.50
9/02/2018	EF056982	MATTHEW SHARP	ART SALES	\$28.00
9/02/2018	EF056983	CR. R BENNETT	COUNCILLOR PAYMENT	\$2,467.85
9/02/2018	EF056984	PANCAKE DESIGNS RESIN	ART SALES	\$164.50
9/02/2018	EF056985	JACQUELINE HAPP	STAFF REIMBURSEMENT - VASSE VILLAGE ART LUNCH	\$62.00

Date	Payment Ref.	Name	Description	Amount
9/02/2018	EF056986	CR. R REEKIE	COUNCILLOR PAYMENT	\$2,467.85
9/02/2018	EF056987	CR. R PAINE	COUNCILLOR PAYMENT	\$2,467.85
9/02/2018	EF056988	CR. P CARTER	COUNCILLOR PAYMENT	\$2,467.85
9/02/2018	EF056989	ALASTAIR TAYLOR	ART SALES	\$8.40
9/02/2018	EF056990	NISBETS EXPRESS CATERING EQUIPMENT	CATERING EQUIPMENT	\$308.88
9/02/2018	EF056991	ALINTA ENERGY	ELECTRICITY	\$784.55
9/02/2018	EF056992	RUTH BROOKS	ART SALES	\$128.00
9/02/2018	EF056993	JENNIFER BROWN	ART SALES	\$33.60
9/02/2018	EF056994	ELAMOORE NATURAL SOAPS & COSMETICS PTY LTD	ART SALES	\$67.20
9/02/2018	EF056995	KATE WESTERN	VACATION CARE CONSUMABLES	\$112.63
9/02/2018	EF056996	W & J VAN DE SANDE	KOOKABURRA BJTP REFUND	\$65.00
9/02/2018	EF056997	DION SPURGEON	STAFF REIMBURSEMENT - RELOCATION	\$1,500.00
9/02/2018	EF056998	COMSPUS	TELECOMMUNICATIONS AND IT SUPPORT	\$330.00
9/02/2018	EF056999	SUPERIOR ON-SITE ENGINEERING	PLASMA CUTTING - SCREEN - YOUTH CENTRE	\$22,924.00
9/02/2018	EF057000	KITCHEN TAKEOVERS	CATERING - VARIOUS LUNCHESES & MORNING TEA'S	\$689.70
9/02/2018	EF057001	SUSSEX TURF RENOVATION	TURF RENOVATION - LOU WESTON OVAL	\$3,500.00
9/02/2018	EF057002	CR. L MILES	COUNCILLOR PAYMENT	\$2,467.85
9/02/2018	EF057003	CR. K HICK	COUNCILLOR PAYMENT	\$2,467.85
9/02/2018	EF057004	ASI JD MACDONALD	BABY CHANGE STATION - COB	\$2,623.95
9/02/2018	EF057005	ACTIVE DISCOVERY	CUSTOM PLAYGROUND EQUIPMENT - DEPOT	\$29,612.00
9/02/2018	EF057006	MICHAEL SPERANZA	LIBRARY ACTIVITIES	\$600.00
9/02/2018	EF057007	MAYA IXCHELL SPILSBURY-SLEE	BATTLE OF THE BANDS	\$100.00
9/02/2018	EF057008	NED BROADBENT	BATTLE OF THE BANDS	\$450.00
9/02/2018	EF057009	CAEL MCLEISH MUSIC	BATTLE OF THE BANDS	\$150.00
9/02/2018	EF057010	BARBARA CAMPBELL	HEALTH REFUND	\$364.00
9/02/2018	EF057011	PAUL VERRELL	REFUND ANIMAL TRAP BOND	\$100.00
9/02/2018	EF057012	DUNSBOROUGH CONCRETE	CONCRETE SUPPLIES - BIKE RACK - COB	\$1,936.00
9/02/2018	EF057013	SHANE WILLIAMSON	STAFF REIMBURSEMENT - FUEL	\$93.29
9/02/2018	EF057014	ADRIAN MOORE	REFUND ANIMAL REGISTRATION - NOW STERILISED	\$150.00
9/02/2018	EF057015	JASMINE SGROI	STAFF REIMBURSEMENT - CONFERENCE MEALS	\$105.60
9/02/2018	EF057016	TOTAL EDEN PTY LTD	RETICULATION SUPPLIES - QUEEN STREET	\$1,474.00
9/02/2018	EF057017	KLEENHEAT GAS	GAS SERVICES	\$2,257.47
9/02/2018	EF057018	CAMPBELLS	GLC KIOSK PURCHASES	\$162.21
9/02/2018	EF057019	COLES	COUNCIL & STAFF REFRESHMENTS	\$423.91
9/02/2018	EF057020	OWEN G ISBEL	ART SALES	\$240.00
9/02/2018	EF057021	MAXINE PALMER	STAFF REIMBURSEMENT - WORKSHOP	\$25.20
9/02/2018	EF057022	WENDY SLEE	ART SALES	\$94.50
9/02/2018	EF057023	JOSH YATES	ART SALES	\$9.80
9/02/2018	EF057024	CELIA CLARE	ART SALES	\$540.80

Date	Payment Ref.	Name	Description	Amount
15/02/2018	EF057025	HIF	HEALTH INSURANCE	\$229.40
15/02/2018	EF057026	PAY-PLAN PTY LTD	SALARY PACKAGING	\$16,635.70
15/02/2018	EF057027	RENTAL MANAGEMENT AUSTRALIA PTY LTD	RENT	\$800.00
15/02/2018	EF057028	GR & LC CHRISTIAN	RENTAL LEASE AGREEMENT	\$1,200.00
15/02/2018	EF057029	ACTON SOUTH WEST	STAFF REIMBURSEMENT	\$1,100.00
15/02/2018	EF057030	AUSTRALIAN TAXATION OFFICE	PAYG TAXATION	\$209,301.00
15/02/2018	EF057031	AUSTRALIAN SERVICES UNION	UNION FEES	\$82.35
15/02/2018	EF057032	CANCELLED	PROCESSING ERROR CANCELLED	\$0.00
15/02/2018	EF057032	HBF HEALTH LIMITED	MEDICAL INSURANCE	\$523.25
15/02/2018	EF057033	LOCAL GOV'T RACE COURSE & CEMETERY EMPLOYEES	UNION FEES	\$420.26
15/02/2018	EF057034	DEPUTY CHILD SUPPORT REGISTRAR	SALARY DEDUCTIONS	\$445.01
15/02/2018	EF057035	CITY OF BUSSELTON-SOCIAL CLUB	SOCIAL CLUB REIMBURSEMENT	\$192.00
15/02/2018	EF057036	STAFF CHRISTMAS CLUB	PAYROLL DEDUCTIONS	\$4,467.18
15/02/2018	EF057037	CLICKSUPER	SUPERANNUATION	\$151,510.93
16/02/2018	EF057038	PROFESSIONALS SOUTH WEST	RATE REFUND - OVERPAYMENT	\$1,492.00
16/02/2018	EF057039	JACQUELINE HAPP	STAFF REIMBURSEMENT - MORNING TEA	\$28.55
16/02/2018	EF057040	ERTECH PTY LTD	COASTAL DEFENCES SERVICE - BMRRA	\$4,576,990.92
16/02/2018	EF057041	STATEWIDE DOORS BUSSELTON	MAINTENANCE SERVICES - DEPOT	\$500.00
16/02/2018	EF057042	OCEAN AIR CARPET CARE	CLEANING SERVICES - VARIOUS LOCATIONS	\$14,018.95
16/02/2018	EF057043	MACHINERY WEST PTY LTD	MACHINERY SERVICE AND PARTS	\$1,157.88
16/02/2018	EF057044	SUSANNE MORPHETT	CATERING - EXHIBITION EXPENSES	\$500.00
16/02/2018	EF057045	AUTO TOUCH	VEHICLE DETAILING - BSN025T	\$250.00
16/02/2018	EF057046	WILLIAM WHYTE	DJ SERVICES - YOUTH CENTRE	\$200.00
16/02/2018	EF057047	KITCHEN TAKEOVERS	CATERING - EAST GIPPSLAND COUNCIL VISIT	\$282.60
16/02/2018	EF057048	SUSSEX TURF RENOVATION	CONTRACT SLASHING - VARIOUS LOCATIONS	\$2,205.00
16/02/2018	EF057049	NORVANIVEL PTY LTD	FURNITURE - YOUTH CENTRE	\$7,084.00
16/02/2018	EF057050	ASI JD MACDONALD	ADDITIONAL FUNDS - BABY CHANGE STATION	\$38.50
16/02/2018	EF057051	DAPHNE FITZPATRICK	REFUND ANIMAL TRAP BOND	\$100.00
16/02/2018	EF057052	PETER BAINES	SPEAKERS FEE - TRAINING	\$4,400.00
16/02/2018	EF057053	LEON CHIDLOW	REFUND ANIMAL TRAP BOND	\$100.00
16/02/2018	EF057054	L NEUMEIER & S WICHA	REFUND OF FEES	\$73.80
16/02/2018	EF057055	NICHOLLS MACHINERY	PLANT PURCHASES / SERVICES / PARTS	\$159.71
16/02/2018	EF057056	SOUTH WEST ISUZU	PLANT PURCHASE - ISUZU NPR 65-190 CREW CAB	\$78,870.62
16/02/2018	EF057057	BUSSELTON SEA SCOUTS GROUP	KIDSPORT VOUCHERS	\$1,150.00
16/02/2018	EF057058	ROTARY CLUB OF BUSSELTON GEOGRAPHE BAY	AUSTRALIA DAY BREAKFAST - GRANT FUNDING	\$3,465.00
16/02/2018	EF057059	CHUBB FIRE & SECURITY PTY LTD	FIRE EQUIPMENT SERVICES	\$3,571.26
16/02/2018	EF057060	COLES	COUNCIL & STAFF REFRESHMENTS	\$318.54
16/02/2018	EF057061	BAREFOOT BOOKS	LIBRARY RESOURCES	\$1,925.69
16/02/2018	EF057062	RICOH BUSINESS CENTRE	OFFICE EQUIPMENT SERVICES - PHOTOCOPYING	\$6,523.57



Date	Payment Ref.	Name	Description	Amount
16/02/2018	EF057063	DEB HOLDEN	STAFF REIMBURSEMENT - RURAL CLINICAL SCHOOL	\$394.00
22/02/2018	EF057064	BUSSELTON TOY LIBRARY	COMMUNITY BID 2017/2018 RD2	\$2,300.00
22/02/2018	EF057065	HEATLEYS SAFETY & INDUSTRIAL	SAFETY EQUIPMENT	\$4,405.98
22/02/2018	EF057066	ALICE ALDER	ARTGEO BOND REFUND	\$185.00
22/02/2018	EF057067	DANIEL CHENEY	ART SALES	\$30.80
22/02/2018	EF057068	RETECH RUBBER	SOFTFALL SURFACES - SEYMOUR PARK DUNS	\$5,885.00
22/02/2018	EF057069	PATRICIA MOTHERSOLE	STAFF REIMBURSEMENT - WORKING WITH CHILDREN	\$84.00
22/02/2018	EF057070	KAREN BOX	STAFF REIMBURSEMENT - SEMINAR EXPENSES	\$63.64
22/02/2018	EF057071	PVR INDUSTRIAL PTY LTD	INDUSTRIAL PUMP REPAIRS - DUNS	\$946.00
22/02/2018	EF057072	DAVE MCKENNA	STAFF REIMBURSEMENT - TRAINING	\$192.10
22/02/2018	EF057073	WILLIAM WHYTE	DJ SERVICES - YOUTH CENTRE	\$200.00
22/02/2018	EF057074	ROAD SIGNS AUSTRALIA	SIGNAGE SUPPLIES - X 11 SIGNS	\$217.80
22/02/2018	EF057075	BCL GROUP PTY LTD	CAR PARK CONSTRUCTION - QUEEN STREET UPGRADE	\$19,205.05
22/02/2018	EF057076	KITCHEN TAKEOVERS	CATERING - VARIOUS MORNING TEA'S	\$814.00
22/02/2018	EF057077	DOWN SOUTH DRONES	AERIAL SURVEILLANCE - PORT GEO SEA GRASS WRACKS	\$247.50
22/02/2018	EF057078	DENISE GILLIES	ART SALES	\$462.00
22/02/2018	EF057079	JUNGLE BODY WITH LOUISE SOUTH WEST	GLC REFUND	\$549.00
22/02/2018	EF057080	COLIN CAMPBELL	STAFF REIMBURSEMENT - TRAINING	\$198.70
22/02/2018	EF057081	CRAIG BAXTER	STAFF REIMBURSEMENT - TRAINING	\$82.25
22/02/2018	EF057082	WAYNE DUUVESTEIN	REFUND ANIMAL TRAP BOND	\$100.00
22/02/2018	EF057083	HILARY REID	REFUND ANIMAL TRAP BOND	\$100.00
22/02/2018	EF057084	DUNSBOROUGH VOLUNTEER BUSHFIRE BRIGADE	PETTY CASH VARIOUS REIMBURSEMENT	\$739.31
22/02/2018	EF057085	ZIPFORM	PRINTING SERVICES - ANNUAL RATE NOTICE	\$9,835.66
22/02/2018	EF057086	AUSTRALIA POST	POSTAL SERVICE	\$3,406.83
22/02/2018	EF057087	YALLINGUP COASTAL VOLUNTEER BUSHFIRE BRIGADE	PETTY CASH REIMBURSEMENT - THINK WATER	\$149.37
22/02/2018	EF057088	MINTER ELLISON LAWYERS	LEGAL SERVICES - GENERAL EMPLOYMENT MATTERS	\$4,439.60
22/02/2018	EF057089	COLES	COUNCIL & STAFF REFRESHMENTS	\$505.03
22/02/2018	EF057090	KALLOORUP BUSHFIRE BRIGADE	PETTY CASH REIMBURSEMENT - TRAINING & ELECTRICITY	\$345.12
22/02/2018	EF057091	SUSSEX BUSHFIRE BRIGADE	PETTY CASH REIMBURSEMENT - CALLOWS/BUNNINGS/COLES	\$363.13
22/02/2018	EF057092	YOONGARILLUP BUSHFIRE BRIGADE	PETTY CASH REIMBURSEMENT - STATIONARY	\$13.85
22/02/2018	EF057093	RAPID ASCENT PTY LTD	ANACONDA ADVENTURE RACE - GRANT FUNDING	\$11,000.00
27/02/2018	EF057094	ELLIOTS IRRIGATION PTY LTD	IRRIGATION SERVICES - CEMETERY	\$558.80
27/02/2018	EF057095	TRAFFIC FORCE	TRAFFIC MANAGEMENT SERVICES - BUS FLOAT PARADE	\$32,499.14
27/02/2018	EF057096	LEGALWISE SEMINARS PTY LTD	TRAINING SERVICES - TRAINING	\$960.00
27/02/2018	EF057097	DEPARTMENT OF PREMIER & CABINET STATE LAW PUBLISHER	LEGAL PUBLICATIONS - GAZETTE - AMD # 35	\$402.32
27/02/2018	EF057098	UNITING CHURCH PARISH OF BUSSELTON	WORKSHOP RAG SUPPLIER	\$150.00
27/02/2018	EF057099	BEYOND SAFETY	PROTECTIVE CLOTHING SUPPLIER	\$153.00
27/02/2018	EF057100	GOOD GUYS BUSSELTON	ELECTRICAL SUPPLIES - PRIZE SUMMER READING	\$458.00
27/02/2018	EF057101	AUSTRALIAN LIBRARY AND INFORMATION ASSOCIATION	LIBRARY RESOURCES - TRAINING	\$295.00

Date	Payment Ref.	Name	Description	Amount
27/02/2018	EF057102	MICK STRANGE CARPENTRY	CARPENTRY SERVICES - DEPOT	\$7,480.00
27/02/2018	EF057103	ENVISIONWARE PTY LTD	LIBRARY RESOURCES	\$924.00
27/02/2018	EF057104	BUSSELTON HYDRAULIC SERVICES INC	HYDRAULIC SERVICES	\$1,620.83
27/02/2018	EF057105	WEATHERSAFE WA (DEL-RAY CANVAS)	CANVAS SERVICES - BLINDS COB	\$2,445.00
27/02/2018	EF057106	FIRE & SAFETY WA	FIRE EQUIPMENT SUPPLIER	\$749.85
27/02/2018	EF057107	LEEWIN CIVIL PTY LTD	SUPPLY GRAVEL - YELVERTON ROAD	\$57,803.22
27/02/2018	EF057108	SHRED-SHED DOCUMENT SHREDDING	DOCUMENT SHREDDING	\$1,014.00
27/02/2018	EF057109	BUSSELTON CONTRACTING	FIRE CONTROL - COMPLIANCE WORKS	\$155.00
27/02/2018	EF057110	BATTERY ALL TYPES	BATTERY SUPPLIES	\$241.95
27/02/2018	EF057111	TARVIA PTY LTD	DECK REPAIRS - SEYMOUR PARK	\$14,015.10
27/02/2018	EF057112	MAINSPRAY	WEED SPRAYING SERVICES - VARIOUS LOCATIONS	\$7,449.75
27/02/2018	EF057113	JIGSAW SIGNS & PRINT	SIGNAGE SERVICES	\$528.00
27/02/2018	EF057114	BUNBURY TRUCKS	PLANT PURCHASES / SERVICES / PARTS	\$5,095.85
27/02/2018	EF057115	COMBINED TEAM SERVICES	TRAINING SERVICES - OSH	\$950.00
27/02/2018	EF057116	STOCKER PRESTON	STRATA LEVY FEES & WATER CONSUMPTION	\$542.85
27/02/2018	EF057117	AR PLUMBING & GAS SERVICE	PLUMBING SERVICES - VARIOUS ABULTIONS	\$477.40
27/02/2018	EF057118	ARBOR GUY	TREE MAINTENANCE - VARIOUS LOCATIONS	\$2,486.00
27/02/2018	EF057119	TOLL IPEC PTY LTD	COURIER SERVICES	\$15.36
27/02/2018	EF057120	REGIONAL DEVELOPMENT AUSTRALIA SOUTH WEST	TRAINING SERVICES	\$1,925.00
27/02/2018	EF057121	CR KENNEDY & COMPANY PTY LTD	SURVEY SERVICES	\$365.48
27/02/2018	EF057122	GREG JAMES SCULPTURE	ABORIGINAL SCULPTURE 1ST INSTALL	\$33,000.00
27/02/2018	EF057123	DEPARTMENT OF TRANSPORT	VEHICLE OWNERSHIP SEARCHES	\$291.45
27/02/2018	EF057124	LANDSAVE ORGANICS	LANDSCAPING SERVICE - MULCH - DEPOT	\$847.00
27/02/2018	EF057125	MAIN ROADS WESTERN AUSTRALIA	BRIDGE DESIGN - QUEEN STREET	\$316,800.00
27/02/2018	EF057126	GROWING TOWARDS WELLNESS PTY LTD	FORESHORE REVEGETATION - WONNERUP	\$2,860.00
27/02/2018	EF057127	PRIME SUPPLIES	SAFETY EQUIPMENT	\$146.30
27/02/2018	EF057128	THERMO FISHER SCIENTIFIC	ODOUR LOGGERS	\$7,230.91
27/02/2018	EF057129	BEACON EQUIPMENT	PLANT MAINTENANCE EQUIPMENT	\$1,682.00
27/02/2018	EF057130	SMITHS BEACH SURF LIFE SAVING CLUB	KIDSSPORT VOUCHERS	\$264.00
27/02/2018	EF057131	INTEGRAL DEVELOPMENT ASSOCIATES PTY LTD	TRAINING SERVICES - WORKSHOP	\$495.00
27/02/2018	EF057132	PROFESSIONAL CABLING	CABLING SERVICES - INSTALL & TERINATE OUTLET	\$1,056.00
27/02/2018	EF057133	ORANA CINEMAS BUSSELTON	26 CHILDREN & 4 ADULTS ATTENDENCE	\$1,070.00
27/02/2018	EF057134	ST JOHN AMBULANCE	TRAINING SERVICES	\$160.00
27/02/2018	EF057135	BRIDGESTONE	TYRE SERVICES	\$1,667.68
27/02/2018	EF057136	BRUCE THOMAS	STAFF REIMBURSEMENT - CONFEREENCE EXPENCES	\$104.10
27/02/2018	EF057137	WA EXTERNAL SOLUTIONS	GUTTER REPAIRS & REACTIVE ROOF INSTALL	\$1,095.74
27/02/2018	EF057138	HEATLEYS SAFETY & INDUSTRIAL	SAFETY EQUIPMENT	\$261.36
27/02/2018	EF057139	WIZID PTY LTD	POOL ENTRY WRISTBANDS	\$190.30
27/02/2018	EF057140	BUZZ MARKETING	SOUTH WEST BEER FEST - GRANT FUNDING	\$5,500.00

Date	Payment Ref.	Name	Description	Amount
27/02/2018	EF057141	TIMOTHY DALE	VALUATION SERVICES	\$3,500.00
27/02/2018	EF057142	BUSSELTON BEARING SERVICES	BEARING SUPPLIES	\$1,963.41
27/02/2018	EF057143	ARTISAN PAVING	REPAIR DAMAGED PAVERS - QUEEN STREET	\$1,430.00
27/02/2018	EF057144	WOODLANDS DISTRIBUTORS & AGENCIES PTY LTD	STREETSCAPE FURNITURE - 60 CARTONS DOG BAGS	\$5,141.40
27/02/2018	EF057145	AUSQ TRAINING	TRAINING SERVICES - TRAFFIC MANAGEMENT	\$1,532.00
27/02/2018	EF057146	ALL ALIVE GARDEN AND PROPERTY MAINTENANCE PTY LTD	INF COMPLIANCE WORKS	\$600.00
27/02/2018	EF057147	PAY-PLAN PTY LTD	SALARY PACKAGING	\$222.99
27/02/2018	EF057148	KATHY'S DOG TRAINING & BEHAVIOUR CONSULTING	ANIMAL TRAINING	\$189.00
27/02/2018	EF057149	MCG ARCHITECTS PTY LTD	ADMIN BUILDING - ARCHITECTURAL SERVICES	\$1,463.00
27/02/2018	EF057150	ENVIRONEX INTERNATIONAL PTY LTD	POOL CHEMICALS FOR GLC	\$1,442.85
27/02/2018	EF057151	COMPLETE PORTABLES	PORTABLE TOILET HIRE - FESTIVAL OF BUS	\$591.91
27/02/2018	EF057152	BARK ENVIRONMENTAL	ENVIRONMENTAL CONSULTING - DIEBACK SURVEY	\$1,435.50
27/02/2018	EF057153	COVS PARTS PTY LTD	AUTOMOTIVE PARTS	\$171.40
27/02/2018	EF057154	INFRASTRUCTURE INTEGRITY SERVICES	SEWER ACCESS SERVICES - ADJUST INSTALLATION	\$2,662.00
27/02/2018	EF057155	BUKIDO TAIJUTSU	KIDSPORT VOUCHER	\$1,950.00
27/02/2018	EF057156	CLEANING MADE EASY	CLEANING SERVICES - UNIT 32/21 WEST STREET	\$225.00
27/02/2018	EF057157	DANIEL FRITCHLEY	DRAFTING SERVICES - PORT GEO & MARINE TCE	\$3,542.50
27/02/2018	EF057158	SPHERE LEGAL PTY LTD	DEBT COLLECTION LEGAL SERVICES	\$416.20
27/02/2018	EF057159	STATE LIBRARY OF QUEENSLAND	LIBRARY RESOURCES - SUMMER READING CLUB 2018	\$726.00
27/02/2018	EF057160	SOUTH WEST PRINTING & PUBLISHING	ADVERTISING SERVICES - WEST AUSTRALIAN	\$3,872.60
27/02/2018	EF057161	NATIONAL PEN	STATIONARY	\$1,840.30
27/02/2018	EF057162	BMA-BUSSELTON MARTIAL ARTS	KIDSPORT VOUCHERS	\$660.00
27/02/2018	EF057163	JS ROADSIDE PRODUCTS	ROADSIDE PRODUCTS	\$6,633.00
27/02/2018	EF057164	MARGARET RIVER FENCING	FENCE MAINTENANCE - MEELUP & COB	\$4,325.00
27/02/2018	EF057165	GRACE RECORDS MANAGEMENT (AUSTRALIA) PTY LTD	STORAGE SERVICES	\$620.71
27/02/2018	EF057166	SONIC HEALTH PLUS PTY LTD	HEALTH SERVICES - PRE EMPLOYMENT MEDICAL	\$353.10
27/02/2018	EF057167	SOUTH WEST EMPLOYEE ASSISTANCE PROGRAM	MEDICAL SERVICES	\$5,423.00
27/02/2018	EF057168	OCEANIC RURAL	RURAL SERVICES - LAYMAN ROAD	\$396.00
27/02/2018	EF057169	ESPLANADE HOTEL FREMANTLE BY RYDGES	TRAINING - ACCOMMODATION & EXPENCES	\$861.50
27/02/2018	EF057170	SOUTH WEST WINDSCREEN & GLASS	PLANT WINDSCREEN REPAIRS	\$351.00
27/02/2018	EF057171	PROTECTOR FIRE SERVICES	TRAINING SERVICES - ATTEND VARIOUS BUILDINGS	\$455.40
27/02/2018	EF057172	SEA CHANGE NEWS & GIFTS	LIBRARY RESOURCES - NEWSPAPERS	\$148.20
27/02/2018	EF057173	PLANET FOOTPRINT PTY LTD	IT SOFTWARE - LICENCE	\$988.90
27/02/2018	EF057174	NATURAL AREA CONSULTING SERVICES	VEGATATION PROTECTION - MEELUP	\$3,859.02
27/02/2018	EF057175	DUNSBOROUGH HARDWARE & HOME CENTRE	HARDWARE VARIOUS SUPPLIES	\$357.70
27/02/2018	EF057176	BUSSELTON HYUNDAI	VEHICLE PURCHASES / SERVICES / PARTS	\$1,136.97
27/02/2018	EF057177	BENT LOGIC	MEMBERSHIP SCAN CARDS	\$341.00
27/02/2018	EF057178	OFFICEMAX AUSTRALIA LTD	STATIONERY SUPPLIES	\$1,137.10
27/02/2018	EF057179	STILTS ON BROADWATER BEACH BAR RESTAURANT	ROOM HIRE - CAPE ROOM & CATERING	\$864.80

Date	Payment Ref.	Name	Description	Amount
27/02/2018	EF057180	DEPARTMENT OF HUMAN SERVICES	CHARGES FOR CENTREPAY FACILITY - WINDERLUP	\$238.59
27/02/2018	EF057181	MANN'S NEWSAGENCY & TOYWORLD	EDUCATIONAL GAMES	\$153.00
27/02/2018	EF057182	ALPHA PEST ANIMAL SOLUTIONS	RABBIT CONTROL - VARIOUS LOCATIONS	\$1,870.00
27/02/2018	EF057183	CANCELLED	PROCESSING ERROR CANCELLED	\$0.00
27/02/2018	EF057184	WAVES ENVIRONMENTAL PTY LTD	BUSSELTON GROUNDWATER INVESTIGATION	\$16,483.24
27/02/2018	EF057185	DYMOCKS - BUSSELTON	LIBRARY RESOURCES	\$481.86
27/02/2018	EF057186	FORTUS	EARTHMOVING PARTS	\$1,309.60
27/02/2018	EF057187	JIMS FIRST	HARDWARE SUPPLIES	\$40.00
27/02/2018	EF057188	BROADWATER MEDICAL CENTRE	MEDICAL SERVICES - PRE EMPLOYMENT MEDICAL	\$891.00
27/02/2018	EF057189	BCP CIVIL & PLANT	EXCAVATOR & PLANT HIRE - VARIOUS WORKS	\$13,589.13
27/02/2018	EF057190	BCP MATERIALS PTY LTD	SAND SUPPLIES - DIEBACK - CRAIG STREET	\$4,263.47
27/02/2018	EF057191	BCP LIQUID WASTE	LIQUID WASTE - PUMP OUT VARIOUS LOCATIONS	\$5,088.20
27/02/2018	EF057192	D MCKENZIE T/A LITORIA ECOSERVICES	WEED CONTROL MARRI RESERVE	\$1,209.00
27/02/2018	EF057193	SPYKER TECHNOLOGIES PTY LTD	CCTV PRODUCTS - YCAB	\$4,426.95
27/02/2018	EF057194	HANA PRIEST	ENTERTAINMENT - BUSSELTON FRINGE FESTIVAL	\$1,580.00
27/02/2018	EF057195	GRANITE NETWORKS PTY LTD	IT SERVICES AND HARDWARE	\$412.50
27/02/2018	EF057196	KLEENHEAT NATURAL GAS	KOOKABURRA NATURAL GAS - RUNNING ORDER	\$1,432.20
27/02/2018	EF057197	SANDGROPER CONTRACTING	LIQUID WASTE REMOVAL - EAGLE BAY & POINT PIQUET	\$350.00
27/02/2018	EF057198	WORK METRICS	HEALTH AND SAFETY SOFTWARE - MONTHLY INVOICE	\$110.00
27/02/2018	EF057199	COLES.COM.AU	COUNCIL & STAFF REFRESHMENTS	\$1,023.13
27/02/2018	EF057200	D & A O'CONNOR FAMILY TRUST	CATERING SERVICES - EXHIBITION EXPENSES	\$260.50
27/02/2018	EF057201	BUSSELTON EQUIPMENT HIRE	SMALL PLANT HIRE - AUSTRALIA DAY	\$880.00
27/02/2018	EF057202	MARGARET RIVER BUSSELTON TOURISM ASSOCIATION	ADVERTISING - MRBTA AGREEMENT - VISITOR CENTRE	\$44,977.66
27/02/2018	EF057203	4D GLOBAL	MOBILE RUGGEDIZED TABLETS	\$1,387.02
27/02/2018	EF057204	PRIMARY LOGISTICS	LITTER COLLECTION - MEELUP	\$3,102.00
27/02/2018	EF057205	POLYLINK	RETICULATION SUPPLIES - DUNS OVAL	\$865.70
27/02/2018	EF057206	COMMERCIAL TURF SERVICES	LAWN MOWER MECHANICAL SERVICES	\$3,005.20
27/02/2018	EF057207	THE URBAN COFFEE HOUSE	CATERING - LG ACT - LUNCH	\$88.20
27/02/2018	EF057208	EVERETT'S HOME AND YARD MAINTENANCE	MAINTENANCE SERVICES - VARIOUS LOCATIONS	\$1,665.00
27/02/2018	EF057209	MARKETFORCE PTY LTD	ADVERTISING SERVICES - VACANCIES	\$3,205.33
27/02/2018	EF057210	LOTEX FILTER CLEANING SERVICE	PLANT FILTER CLEANING SERVICE	\$1,015.18
27/02/2018	EF057211	TROPHIES ON TIME	NAME BADGE SUPPLIER	\$139.00
27/02/2018	EF057212	KLEENIT PTY LTD	GRAFFITI REMOVAL - VARIOUS LOCATIONS	\$163.90
27/02/2018	EF057213	CALIBRE PROFESSIONAL SERVICES PTY LTD	BUSSELTON ROAD NETWORK UPGRADE	\$10,879.00
27/02/2018	EF057214	SEASIDE LANDSCAPING CONTRACTORS	100 AGONIS FLEXUOSA - DEPOT	\$5,500.00
27/02/2018	EF057215	APP CORPORATION PTY LTD	BMRRA - MANAGER COST DISSECTIONS	\$36,125.46
27/02/2018	EF057216	HOCKING HERITAGE STUDIO	HERITAGE ADVISORY SERVICE	\$3,814.80
27/02/2018	EF057217	JONES MARINE	SHARK/STINGER NET WORKS	\$1,350.00
27/02/2018	EF057218	STIHL SHOP DUNSBOROUGH	PLANT PURCHASES / SERVICES / PARTS	\$707.77

Date	Payment Ref.	Name	Description	Amount
27/02/2018	EF057219	BARRY ALLEN ELECTRICAL SERVICES PTY LTD	ELECTRICAL SERVICES - WINDERLUP VILLAS	\$10,845.40
27/02/2018	EF057220	BUSSELTON AUTO ELECTRICS	AUTO ELECTRICAL SERVICES	\$54.00
27/02/2018	EF057221	BUNBURY COFFEE MACHINES	COFFEE MACHINE SUPPLIES - GLC	\$962.50
27/02/2018	EF057222	BBS COLLECTIONS PTY LTD	DEBT COLLECTION SERVICES	\$310.00
27/02/2018	EF057223	STORE DJ	LIGHTING FOR FUNCTION ROOM - COB	\$95.00
27/02/2018	EF057224	BUSSELTON STOCKFEEDS & PET SUPPLIES	ANIMAL SUPPLIES - RANGERS	\$338.40
27/02/2018	EF057225	PVR INDUSTRIAL PTY LTD	INDUSTRIAL PUMP REPAIRS - SIGNAL PARK PUMP STATION	\$467.50
27/02/2018	EF057226	BATTERY WORLD BUNBURY	BATTERIES - BUS/DUNS TIP	\$1,097.25
27/02/2018	EF057227	BUSSELTON DUNSBOROUGH MAIL	ADVERTISING SERVICES - ARTGEO	\$493.75
27/02/2018	EF057228	IMAGE ON LINE	MARKETING - QUARTERLY CHARGE	\$261.25
27/02/2018	EF057229	SITEVISUALS	TIME LAPSE PHOTOGRAPHY - BMRRA	\$3,762.95
27/02/2018	EF057230	ACTING UP ACADEMY OF PERFORMING ARTS	COMMUNITY BIDS 17/18 - FRINGE FESTIVAL 2018	\$4,760.00
27/02/2018	EF057231	RIDER LEVETT BUCKNALL WA PTY LTD	QUANTITY SURVEY SERVICES - BMRRA	\$10,450.00
27/02/2018	EF057232	ABIGAIL COX	ENERGY AND NUTRITION PRODUCTS - GLC	\$80.00
27/02/2018	EF057233	MDF CONSULTING & PROJECT MANAGEMENT	PROPERTY & RATING ASSISTANCE	\$4,430.52
27/02/2018	EF057234	MOORE STEPHENS WA PTY LTD	RATE COMPARISON - TRAINING	\$1,588.40
27/02/2018	EF057235	PAUL ANDREWS TRUST	GLC CAFE SUPPLIES	\$79.20
27/02/2018	EF057236	ALINTA ENERGY	ELECTRICITY	\$16,338.53
27/02/2018	EF057237	AUSTRALIAN ARMY CADETS ASSOCIATION WA INC	KIDSPORT VOUCHERS	\$200.00
27/02/2018	EF057238	DOUTH CONTRACTING	PROPERTY & GARDEN MAIN - WINDERLUP VILLAS	\$1,937.43
27/02/2018	EF057239	GEOGRAPHE UNDERGROUND SERVICES	LOCATE UNDERGROUND CABLES - DUNS WASTE	\$3,176.25
27/02/2018	EF057240	DEPARTMENT OF PLANNING, LANDS AND HERITAGE	LEASE AGREEMENT - SUBLEASE	\$855.70
27/02/2018	EF057241	AUSTRALIAN INSTITUTE OF MANAGEMENT	2018 AIM CORP MEMBERSHIP	\$3,850.00
27/02/2018	EF057242	SHAPE MANAGEMENT	CONSULTANCY SERVICES FOR MAJOR PROJECTS	\$18,755.00
27/02/2018	EF057243	REDFISH TECHNOLOGIES PTY LTD	AUDIO VIDEO CONSULTING - CIVIC ROOM	\$9,924.20
27/02/2018	EF057244	KATIE GARNETT	WELLNESS PROGRAM	\$1,588.00
27/02/2018	EF057245	BOOMERS BASKETBALL CLUB	KIDSPORT VOUCHERS	\$322.00
27/02/2018	EF057246	TOX FREE AUSTRALIA	CHEMICAL DISPOSAL SERVICES	\$10,437.85
27/02/2018	EF057247	SUSSEX INDUSTRIES	SURVEYING EQUIPMENT SUPPLIER	\$1,324.15
27/02/2018	EF057248	NATURALISTE TRAVEL	TRAVEL SERVICES - TRAINING	\$2,478.00
27/02/2018	EF057249	CORSIGN WA PTY LTD	SINGAGE - YELVERTON ROAD	\$981.20
27/02/2018	EF057250	GEOGRAPHE COMMUNITY LANDCARE NURSERY	WAR MEMORIAL DISPLAY	\$1,384.00
27/02/2018	EF057251	BUSSELTON MOTORCYCLES	VEHICLE PARTS	\$317.30
27/02/2018	EF057252	DIVERSE PLUMBING AND GAS	PLUMBING AND GASFITTING - COB	\$8,008.00
27/02/2018	EF057253	LSV BORRELLO LAWYERS	LEGAL ADVICE- JUDICIAL REVIEW	\$24,159.85
27/02/2018	EF057254	INTERNATIONAL ON THE WATER HOTEL	TRAINING - ACCOMMODATION & EXPENCES	\$190.00
27/02/2018	EF057255	WELL DONE INTERNATIONAL PTY LTD	MONTHLY FEE - AFTERHOURS CALL CENTRE SERVICE	\$3,511.53
27/02/2018	EF057256	STALEY FOOD & PACKAGING	CLEANING CHEMICALS - VARIOUS LOCATIONS	\$2,218.87
27/02/2018	EF057257	COLLEAGUESNAGELS	STATIONERY PRINTING SERVICES	\$2,303.52

Date	Payment Ref.	Name	Description	Amount
27/02/2018	EF057258	TRUCK CENTRE (WA) PTY LTD	NEW VEHICLE PARTS & SERVICE	\$845.11
27/02/2018	EF057259	WESTEDGE CARPENTRY CONTRACTORS	CARPENTRY SERVICES - BJTP	\$2,401.68
27/02/2018	EF057260	DUNSBOROUGH & DISTRICTS WATER CARTAGE	WATER CARTAGE - RENDEZVOUS ROAD HOUSES	\$9,504.00
27/02/2018	EF057261	PASSMORE AUTOMOTIVE	VEHICLE MAINTENANCE SERVICES	\$1,406.85
27/02/2018	EF057262	FYFE PTY LTD	CONTAMINATED LAND AUDITOR SERVICES	\$13,420.00
27/02/2018	EF057263	ARL LABORATORIES	ANALYTICAL SERVICES - ASBESTOS SAMPLES	\$242.00
27/02/2018	EF057264	GEOBOX PTY LTD	MONTHLY FEE - VEHICLE CAMERAS	\$198.00
27/02/2018	EF057265	HARVEY NORMAN AV/IT SUPERSTORE BUSSELTON	ELECTRICAL APPLIANCE SERVICES - GLC	\$233.00
27/02/2018	EF057266	TAMMEX PTY LTD	PRINTER REQUIREMENTS	\$718.04
27/02/2018	EF057267	TENDERLINK.COM	TENDER ADVERTISING - RFT 3/18	\$165.00
27/02/2018	EF057268	OPTEON WESTERN AUSTRALIA PTY LTD	VALUATION SERVICES - 16 HARRIS ROAD	\$1,980.00
27/02/2018	EF057269	DRAINSCOPE PLUMBING SERVICES	PIPE RELINING - JOHNSTON ST & BUSSEL HWY	\$9,113.50
27/02/2018	EF057270	LEDA SECURITY PRODUCTS PTY LTD	SECURITY PRODUCTS	\$1,298.00
27/02/2018	EF057271	PILLOW TALK PTY LTD	LINEN FOR BJTP	\$1,484.73
27/02/2018	EF057272	DIANELLA ELECTRICS	ELECTRICAL SERVICES - VARIOUS JOBS - COB	\$6,149.00
27/02/2018	EF057273	PLAN E	LANDSCAPE ARCHITECTURE - JETTY PRECINCT	\$10,120.00
27/02/2018	EF057274	HITACHI CONSTRUCTION MACHINERY	SERVICES / PARTS	\$287.12
27/02/2018	EF057275	MERCURE HOTEL PERTH	TRAINING - ACCOMMODATION	\$1,908.00
27/02/2018	EF057276	AQUAVIVA CATERING	CATERING - LUNCH/DINNER	\$1,935.00
27/02/2018	EF057277	VITACO HEALTH AUSTRALIA PTY LTD	MUSASHI - KIOSK GLC	\$72.42
27/02/2018	EF057278	BAYTHE LINEN AND LAUNDRY	SUPPLY OF CLEAN LINEN - BJTP	\$443.50
27/02/2018	EF057279	FRESH AS	MILK SUPPLIES FOR CAFÉ	\$497.55
27/02/2018	EF057280	PRECISION SILICONE & SEALING	SEALING - ALONG JETTY FOOTPATH	\$500.83
27/02/2018	EF057281	REVOLUTION APPS PTY LTD	COMPOSTING BINS	\$2,390.35
27/02/2018	EF057282	ADVANCED DRIVEWAY SEALING	MAINTENANCE SERVICES - VARIOUS LOCATIONS	\$3,213.84
27/02/2018	EF057283	PRIME MEDIA GROUP LTD	ADVERTISING MOSQUITO AWARENESS	\$1,771.00
27/02/2018	EF057284	BEACHSIDE BUILDING & MAINTENANCE	REPAIR VANDALISM - JOHN EDWARDS PAVILLION ABLUTION	\$4,190.00
27/02/2018	EF057285	RICHARD JAY PTY LTD	COMMERCIAL WASHING MACHINES - BJTP	\$4,037.00
27/02/2018	EF057286	OFFICEWORKS	OFFICE EQUIPMENT SERVICES	\$60.45
27/02/2018	EF057287	AMBERGATE PLUMBING	PLUMBING SERVICES - VARIOUS LOCATIONS	\$21,971.83
27/02/2018	EF057288	CSSTECH GROUP PTY LTD	SHORETEL - SERVER & UPGRADE - BMRRA	\$2,227.50
27/02/2018	EF057289	DORSOGNA LIMITED	ICE CREAM AND SMALL GOODS - GLC	\$3,187.06
27/02/2018	EF057290	SPENCER SIGNS	SIGNAGE - COUNCILLORS SIGN REPAIRS	\$44.00
27/02/2018	EF057291	MURDOCH UNIVERSITY	RESEARCH - TOBY INLET FAUNA SURVEY	\$6,971.91
27/02/2018	EF057292	KOMPAN PLAYSCAPE	PLAYGROUND EQUIPMENT - SPAREPARTS	\$5,104.00
27/02/2018	EF057293	ASF CLEANING PTY LTD	CLEANING - VARIOUS LOCATIONS	\$43,935.94
27/02/2018	EF057294	JENOPTIK AUSTRALIA	RADAR SPEED DISPLAY	\$2,420.00
27/02/2018	EF057295	CAPE MENTELLE VINEYARDS	ADVERTISING - SAFTEY EDUC	\$3,410.00
27/02/2018	EF057296	INNOVYZE PTY LTD	HYDROLOGY SOFTWARE PACKAGE	\$2,112.00

Date	Payment Ref.	Name	Description	Amount
27/02/2018	EF057297	AMELIA HUTCHINS	DANCE - YCAB	\$100.00
27/02/2018	EF057298	BLUEWATER MARINE	OUTBOARD MOTOR COVER	\$115.01
27/02/2018	EF057299	ARTS MARGARET RIVER INC	ADVERTISING - SHORT FILM	\$1,155.00
27/02/2018	EF057300	PETER BAINES	SPEAKERS FEE - TRAINING	\$6,201.69
27/02/2018	EF057301	WOW HEALTH AND FITNESS	GYM ANTIBACTERIAL WIPES	\$291.80
27/02/2018	EF057302	MEERES FREIGHTLINES AUSTRALIA	FREIGHT SERVICES	\$92.72
27/02/2018	EF057303	FIRE AND SAFETY AUSTRALIA	TRAINING AND SAFETY EQUIPMENT	\$1,700.00
27/02/2018	EF057304	COUNTRY LIFE FARM	CHILD CARE EXCURSION - NCC	\$384.00
27/02/2018	EF057305	MILLERS ICE CREAM PTY LTD	CHILD CARE EXCURSION - GLC	\$229.60
27/02/2018	EF057306	RINGSPOUT PTY LTD	SPORTING EQUIPMENT - gulch	\$960.00
27/02/2018	EF057307	SARAH STRAHAN	BATTLE OF THE BANDS	\$300.00
27/02/2018	EF057308	ORANA CINEMAS	ADVERTISING SERVICES - RSC GRANT	\$2,700.00
27/02/2018	EF057309	RE:MEMBER SOFTWARE PTY LTD	POSITION VACANT ADVERTISING	\$271.70
27/02/2018	EF057310	TEAMWORKS DEVELOPMENT AUSTRALIA	TEAM DEVELOPMENT - STAFF CONFERENCE	\$1,000.00
27/02/2018	EF057311	MIIK GREEN	ART WORKSHOPS	\$300.00
27/02/2018	EF057312	OUTDOOR WORLD BUSSELTON	SHED DELIVERY - RENDEZVOUS ROAD	\$23,633.00
27/02/2018	EF057313	MARGARET RIVER RESORT	ACCOMMODATION - STAFF	\$132.00
27/02/2018	EF057314	BLUE WREN GALLERY	PICTURE FRAMING - COB	\$4,620.00
27/02/2018	EF057315	BUZZAD MARKETING PTY LTD	FOAM MACHINE FOR EVENT HIRE - BUS FORESHORE	\$500.00
27/02/2018	EF057316	ARROW BRONZE	MEMORIAL PLAQUES SUPPLIER	\$607.36
27/02/2018	EF057317	CANCELLED	PROCESSING ERROR CANCELLED	\$0.00
27/02/2018	EF057317	J D'AGOSTINO & S LUFF ARCHITECTS	ARCHITECTURAL - BUSSELTON TENNIS CLUB	\$4,950.00
27/02/2018	EF057318	STEWART & HEATON CLOTHING CO PTY LTD	PROTECTIVE CLOTHING SUPPLIER	\$265.18
27/02/2018	EF057319	PK COURIERS	COURIER SERVICES - VARIOUS ITEMS	\$608.30
27/02/2018	EF057320	DOTS POTS & OFFICE FURNITURE	OFFICE FURNITURE SUPPLIER	\$204.00
27/02/2018	EF057321	BUSSELTON TOYOTA	VEHICLE PURCHASES / SERVICES / PARTS	\$2,294.45
27/02/2018	EF057322	BELL FIRE EQUIPMENT CO	FIRE EQUIPMENT SUPPLIER - FLEET	\$627.00
27/02/2018	EF057323	CANCELLED	PROCESSING ERROR CANCELLED	\$0.00
27/02/2018	EF057324	BOC GASES AUSTRALIA LTD	GAS SERVICES	\$2,174.60
27/02/2018	EF057325	CJD EQUIPMENT PTY LTD	PLANT PURCHASES / SERVICES / PARTS	\$1,178.39
27/02/2018	EF057326	COMMERCIAL CLEANING EQUIPMENT	CLEANING EQUIPMENT SUPPLIER - GLC	\$55.70
27/02/2018	EF057327	AC FORSTER & SON	PLUMBING SERVICES - VARIOUS LOCATIONS	\$8,243.60
27/02/2018	EF057328	FENNESSY'S	VEHICLE PURCHASES / SERVICES / PARTS	\$942.11
27/02/2018	EF057329	FTE ENGINEERING	MAINTENANCE SERVICES - GLC	\$453.75
27/02/2018	EF057330	CHADSON ENGINEERING	ENGINEERING SERVICES	\$505.45
27/02/2018	EF057331	GROCOCK GLASS	GLASS WORK - DUNS HALL - FLY WIRE	\$508.00
27/02/2018	EF057332	GEOGRAPHE TIMBER & HARDWARE	HARDWARE SUPPLIES - VARIOUS ITEMS	\$1,053.20
27/02/2018	EF057333	KD POWER & CO	MAINTENANCE - WASTE	\$110.00
27/02/2018	EF057334	MALATESTA ROAD PAVING & HOTMIX	ROAD HOTMIX / PAVING SERVICES - VARIOUS LOCATIONS	\$208,742.70

Date	Payment Ref.	Name	Description	Amount
27/02/2018	EF057335	BUCHER MUNICIPAL PTY LTD	ENGINEERING - PLANT SPARES & SERVICING	\$339.46
27/02/2018	EF057336	NICHOLLS MACHINERY	PLANT PURCHASES / SERVICES / PARTS - DEPOT	\$3,671.10
27/02/2018	EF057337	ROYAL LIFE SAVING SOCIETY - WESTERN AUSTRALIA	TRAINING SERVICES - GLC	\$771.00
27/02/2018	EF057338	LANDGATE CUSTOMER ACCOUNT	LAND INFORMATION AND TITLE SEARCHES	\$379.50
27/02/2018	EF057339	HANSON CONST. MATERIALS PTY LTD	CONCRETE SERVICES - CRAIG STREET	\$11,429.44
27/02/2018	EF057340	DELRON CLEANING BUSSELTON	BBQ CLEANING - VARIOUS LOCATIONS	\$3,180.24
27/02/2018	EF057341	SOUTH WEST STEEL PRODUCTS	STEEL PRODUCTS SUPPLIER	\$35.20
27/02/2018	EF057342	HOLCIM (AUSTRALIA) PTY LTD	CONCRETE SERVICES - COB	\$628.76
27/02/2018	EF057343	SPORTSPOWER	SPORT VOUCHERS	\$150.00
27/02/2018	EF057344	WESTERN POWER CORPORATION	ELECTRICAL - QUEEN STEET & PEEL TCE	\$2,035.67
27/02/2018	EF057345	SOUTH WEST MACHINING CENTRE	PLANT MAINTENANCE SERVICES	\$4,339.50
27/02/2018	EF057346	GEOGRAPHE PETROLEUM	FUEL SERVICES - DEPOT	\$27,909.59
27/02/2018	EF057347	ERS AUSTRALIA PTY LTD	MAINTENANCE PARTS WASHER - DEPOT	\$903.10
27/02/2018	EF057348	LANDGATE (VALUER GENERAL'S OFFICE)	LAND VALUATIONS	\$412.64
27/02/2018	EF057349	PENDREY AGENCIES P/L	CHEMICAL / RURAL SUPPLIES - DEPOT	\$8,740.22
27/02/2018	EF057350	CURTIN UNIVERSITY OF TECHNOLOGY	SPONSORSHIP - STUDY	\$833.00
27/02/2018	EF057351	WINC AUSTRALIA PTY LTD	STATIONERY SUPPLIER - COB	\$2,227.38
27/02/2018	EF057352	BUSSELTON MOTORS (MITSUBISHI/MAZDA)	VEHICLE PURCHASES / SERVICES / PARTS	\$992.79
27/02/2018	EF057353	COURIER AUSTRALIA	COURIER SERVICES	\$259.94
27/02/2018	EF057354	FESTIVAL OF BUSSELTON (INC)	SPONSORSHIP - FESTIVAL BUSSELTON 2018	\$500.00
27/02/2018	EF057355	THINK WATER DUNSBOROUGH	RETICULATION - VARIOUS LOCATIONS	\$4,528.36
27/02/2018	EF057356	DUNSBOROUGH BOBCAT SERVICE	BOBCAT HIRE - BUSSELTON	\$6,732.00
27/02/2018	EF057357	PRO-LINE KERBING	KERBING REPAIRS - DUNS & CRAIG STREET	\$12,863.66
27/02/2018	EF057358	ROD'S AUTO ELECTRICS	AUTO ELECTRICAL SERVICES - FLEET	\$1,687.38
27/02/2018	EF057359	BUSSELTON TELEPHONES & TECHNOLOGY	COMMUNICATION SERVICES - PHONE CHARGER	\$14.95
27/02/2018	EF057360	SW PRECISION PRINT	PRINTING - COB & YOUTH	\$4,052.00
27/02/2018	EF057361	PRESTIGE PRODUCTS	EQUIPMENT SUPPLIER - BIUMEN REMOVER	\$6,084.10
27/02/2018	EF057362	SOUTH WEST ISUZU	PLANT PURCHASES / SERVICES / PARTS	\$528.08
27/02/2018	EF057363	BLACKWOODS	FLEET CONSUMABLES & MAINTENANCE PARTS	\$1,353.66
27/02/2018	EF057364	ANIMAL PEST MANAGEMENT SERVICES	PEST CONTROL - RABBITS - BUS & CEMETERY	\$1,105.50
27/02/2018	EF057365	REPCO AUTO PARTS	PLANT PURCHASES / SERVICES / PARTS	\$198.55
27/02/2018	EF057366	CANCELLED	PROCESSING ERROR CANCELLED	\$0.00
27/02/2018	EF057367	ACTIV FOUNDATION INC	MAINTENANCE - VARIOUS LOCATIONS	\$25,173.50
27/02/2018	EF057368	BUSSELTON PEST & WEED CONTROL	PEST CONTROL - VARIOUS LOCATIONS	\$13,300.54
27/02/2018	EF057369	WEST OZ LINEMARKING	LINE MARKING - CRAIG & QUEEN STREET	\$1,562.00
27/02/2018	EF057370	ALL BUSSELTON GAS & PLUMBING SERVICE	PLUMBING - WINDERLUP UNITS 29-35	\$1,880.65
27/02/2018	EF057371	BUSSELTON MULTI SERVICE	ENGRAVING - CRUISE SHIP PLAQUES	\$242.00
27/02/2018	EF057372	BUSSELTON TENNIS CLUB	GRANT 2018 BUS TENNIS TOUR	\$3,000.00
27/02/2018	EF057373	CCH AUSTRALIA LIMITED	SUBSCRIPTION - AUST MASTER TAX GUIDE	\$171.08



LIST OF PAYMENTS MADE FEBRUARY 2018

Date	Payment Ref.	Name	Description	Amount
27/02/2018	EF057374	WESTRAC EQUIPMENT P/L	PLANT PURCHASES / SERVICES / PARTS - DEPOT	\$5,265.28
27/02/2018	EF057375	BUSSELTON BUILDING PRODUCTS	BUILDING PRODUCT - VARIOUS LOCATIONS	\$1,217.88
27/02/2018	EF057376	LAWRENCE & HANSON	ELECTRICAL/PROTECTIVE CLOTHING SUPPLIES	\$367.40
27/02/2018	EF057377	B & B STREET SWEEPING	STREET SWEEPING - VARIOUS LOCATIONS	\$48,346.83
27/02/2018	EF057378	WORK CLOBBER	PROTECTIVE CLOTHING SUPPLIER	\$4,188.00
27/02/2018	EF057379	AMITY SIGNS	SIGNAGE SERVICES	\$792.00
27/02/2018	EF057380	DEPARTMENT OF FIRE AND EMERGENCY SERVICES	FIRE AND EMERGENCY SERVICES	\$803.42
27/02/2018	EF057381	TOTAL EDEN PTY LTD	RETICULATION SUPPLIES - VARIOUS LOCATIONS	\$6,903.76
27/02/2018	EF057382	BSEWA	ELECTRICAL - WUNDERLUP UNITS 1-28	\$16,301.25
27/02/2018	EF057383	PENFOLDS TRANSPORT PTY LTD	CARTAGE - PER - BUS DEPOT	\$1,584.00
27/02/2018	EF057384	KLEENHEAT GAS	GAS SERVICES - BJTP	\$221.49
27/02/2018	EF057385	BUNNINGS BUILDING SUPPLIES	HARDWARE SUPPLIES - VARIOUS ITEMS	\$2,247.87
27/02/2018	EF057386	BSO DEVELOPMENT CONSULTANTS	CONSULTANCY - RESERVE 37775	\$3,685.00
27/02/2018	EF057387	BUSSELTON SEA SCOUTS GROUP	KIDSPORT VOUCHERS	\$150.00
27/02/2018	EF057388	BENARA NURSERY	NURSERY SUPPLIES - WAR MEMORIAL	\$242.00
27/02/2018	EF057389	BUSSELTON REFRIGERATION & AIRCONDITIONING	DEGAS - BUS/ DUNS TIP	\$3,155.00
27/02/2018	EF057390	CRAVEN FOODS BUNBURY	GLC KIOSK PURCHASES	\$162.75
27/02/2018	EF057391	M & B SALES	HARDWARE SERVICES	\$345.33
27/02/2018	EF057392	SOUTHWEST TYRE SERVICE	PLANT TYRE SUPPLIER / REPAIRER - FLEET	\$15,193.30
27/02/2018	EF057393	BRAD GOODE & ASSOCIATES PTY LTD	ABORIGINAL CONSULTAITON - SURVEY	\$24,435.26
27/02/2018	EF057394	BUSSELTON HORSE & PONY CLUB	KIDSPORT VOUCHER	\$150.00
27/02/2018	EF057395	DAVID MILDWATERS ELECTRICAL	MAINTENANCE - DEPOT	\$5,468.88
27/02/2018	EF057396	SIGMA COMPANIES GROUP PTY LTD	CHEMICAL SUPPLIER - GLC	\$345.13
27/02/2018	EF057397	BAREFOOT BOOKS	LIBRARY RESOURCES	\$51.95
27/02/2018	EF057398	METROCOUNT	BATTERY SUPPLIER - DEPOT	\$726.00
27/02/2018	EF057399	CARDNO (WA) PTY LTD	CONSULTANCY - ACCESS RAMP DESIGN	\$1,177.00
27/02/2018	EF057400	SIGNSMITHS	SIGNAGE DESIGN - BJTP	\$242.00
27/02/2018	EF057401	TECHNOLOGY ONE LIMITED	SOFTWARE SERVICES - ASSISTANCE ALM	\$9,839.50
27/02/2018	EF057402	AUTOMOTIVE DATA SERVICES P/L	SUBSCRIPTION - THE RED BOOK	\$765.00
27/02/2018	EF057403	BUSSELTON HOCKEY STADIUM CLUB INC	KIDSPORT VOUCHERS	\$649.00
27/02/2018	EF057404	BUSSELTON JETTY INC.	HIRE EQUIPMENT - YOUTH FESTIVAL	\$700.00
27/02/2018	EF057405	SOUTHERN MACHINING & MAINTENANCE	PLANT MAINTENANCE - FLEET	\$3,404.50
27/02/2018	EF057406	SHENTON PUMPS	POOL SUPPLIES - GLC	\$42,100.19
27/02/2018	EF057407	SOILS AINT SOILS	NURSERY SUPPLIES - COB	\$213.00
27/02/2018	EF057408	CARBONE BROS PTY LTD	LIMESTONE SUPPLIES - VASSE	\$20,671.09
27/02/2018	EF057409	BUSSELTON SWIMMING CLUB	KIDSPORT VOUCHERS	\$450.00
27/02/2018	EF057410	EARTH 2 OCEAN COMMUNICATIONS	COMMUNICATION SERVICES - RADIO REPAIRS	\$1,615.40
27/02/2018	EF057411	DUNSBOROUGH & DISTRICTS PROGRESS ASSOC INC.	GRANT 2018 - DUNS ARTS FESTIVAL	\$10,000.00
27/02/2018	EF057412	JACK IN THE BOX CORPORATION PTY LTD	MARKETING SERVICES - USB CARDS	\$1,042.69

Date	Payment Ref.	Name	Description	Amount
27/02/2018	EF057413	AVIS SOUTHWEST RENTALS	VEHICLE RENTAL SERVICES	\$389.37
27/02/2018	EF057414	D W & S V ROBERTS	LAY CONCRETE - CRAIG STREET	\$12,364.00
27/02/2018	EF057415	GAS-IT PIPE CONTRACTING	GAS SERVICES - CRAIG STREET & VASSE	\$5,033.60
27/02/2018	EF057416	CLEANAWAY	WASTE MANAGEMENT - VARIOUS LOCATIONS	\$97,537.15
27/02/2018	EF057417	AUTO ONE	PLANT PURCHASES / SERVICES / PARTS - FLEET	\$2,197.92
27/02/2018	EF057418	RICOH BUSINESS CENTRE	OFFICE EQUIPMENT SERVICES - PHOTOCOPYING	\$4,015.80
27/02/2018	EF057419	INNOVEST CONSTRUCTION	CONSTRUCTION SERVICES - BARNARD PARK PAVILION	\$4,497.57
27/02/2018	EF057420	WREN OIL	WASTE OIL SERVICES	\$33.00
27/02/2018	EF057421	CAPE CELLARS BUSSELTON	REFRESHMENTS - ELECTED MEMBERS	\$872.51
27/02/2018	EF057422	SPORTSWORLD OF WA	SPORT EQUIPMENT SUPPLIER - GLC	\$942.70
27/02/2018	EF057423	GLOBE SIGN CO.	SIGNAGE SERVICES - MEELUP	\$825.00
27/02/2018	EF057424	WA RANGERS ASSOCIATION	MEMBERSHIP FEES	\$400.00
27/02/2018	EF057425	CROSS SECURITY SERVICES	SECURITY SERVICES - COB	\$512.16
27/02/2018	EF057426	BURKE AIR	AIR CONDITIONING SERVICES - VARIOUS LOCATIONS	\$4,860.90
27/02/2018	EF057427	COCA COLA - AMATIL PTY LTD	GLC KIOSK PURCHASES	\$852.31
27/02/2018	EF057428	LOCK AROUND THE CLOCK	SECURITY SERVICES - LOCK REPAIRS - GLC	\$2,583.90
27/02/2018	EF057429	SURVCON PTY LTD	SURVEY SERVICES - VARIOUS LOCATIONS	\$8,245.60
27/02/2018	EF057430	GANNAWAYS CHARTER AND TOURS	BUS HIRE - NCC - VACATION CARE	\$3,212.50
27/02/2018	EF057431	GRASSIAS TURF MANAGEMENT	CRICKET PITCH MANAGEMENT - BOVELL PARK	\$3,900.00
27/02/2018	EF057432	HERBERT SMITH FREEHILLS	LEGAL SERVICES - PORT GEO	\$5,959.15
27/02/2018	EF057433	GEOFF LEESONS RADIATOR CENTRE	PLANT PURCHASES / SERVICES / PARTS	\$1,408.00
27/02/2018	EF057434	GEOGRAPHE SAWS AND MOWERS	PLANT PURCHASES / SERVICES / PARTS	\$1,529.90
27/02/2018	EF057435	SAFE & SURE SECURITY PTY LTD	SECURITY SERVICES - ALARM OCCURANCE	\$1,540.00
27/02/2018	EF057436	CITY AND REGIONAL FUELS	FUEL SERVICES - BP FUEL - FLEET	\$5,701.40
27/02/2018	EF057437	ARTSOURCE	CONSULTATION - ARTWORK - VASSE	\$15,400.00
27/02/2018	EF057438	STRATAGREEN	NURSERY SUPPLIES - TOOLS - DEPOT	\$167.29
27/02/2018	EF057439	LD TOTAL	LANDSCAPING SERVICES - ALMOND GREEN PARK	\$11,119.78
27/02/2018	EF057440	A CUT TREE LOPPING SERVICE	TREE LOPPING SERVICES - VASSE	\$1,540.00
27/02/2018	EF057441	TOTAL HORTICULTURAL SERVICES	TURF REVOVATIONS - VARIOUS LOCATIONS	\$72,227.89
27/02/2018	EF057442	VINEPOWER MARGARET RIVER PTY LTD	LANDSCAPING & WEED CONTROL - VARIOUS LOCATIONS	\$22,855.93
27/02/2018	EF057443	SANITY - BUSSELTON	LIBRARY - RESOURCES	\$104.96
27/02/2018	EF057444	BDA TREE LOPPING	TREE LOPPING - VARIOUS LOCATIONS	\$18,255.60
27/02/2018	EF057445	TRADE HIRE	PLANT HIRE & EQUIPMENT - CRAIG STREET	\$6,598.84
27/02/2018	EF057446	ALLOY & STAINLESS PRODUCTS PTY LTD	PLANT PURCHASES / SERVICES / PARTS	\$352.10
27/02/2018	EF057447	RMS (AUST) PTY LTD	SOFTWARE SERVICES - BJTP	\$49.50
27/02/2018	EF057448	CAPE RURAL CONTRACTING	FIRE CONTROL - COMPLIANCE WORKS - VARIOUS LOCATION	\$5,390.00
27/02/2018	EF057449	GEOGRAPHE BAY YACHT CLUB INC	GRANT 2018 GEO BAY RACE WEEK	\$5,000.00
27/02/2018	EF057450	PRIME EARTHMOVING BUSSELTON	EARTHMOVING - YELVERTON ROAD	\$14,580.50
27/02/2018	EF057451	AMBERGATE PLUMBING	PLUMBING SERVICES - DUNS WASTE	\$696.96

Date	Payment Ref.	Name	Description	Amount
27/02/2018	EF057452	JUICE PRINT	PRINTING SERVICES - VARIOUS ITEMS	\$6,664.51
27/02/2018	EF057453	CAPITAL FINANCE AUSTRALIA LTD	LEASING PAYMENTS - COB	\$26,412.79
27/02/2018	EF057454	BROADWATER BRICK PAVING	PAVING SERVICES - YALLINGUP & SEYMOUR PARK	\$4,948.00
27/02/2018	EF057455	MJB INDUSTRIES PTY LTD	DRAINAGE - RENDEVOUZ ROAD & BUS WASTE	\$28,381.10
27/02/2018	EF057456	CAPEL CRANE HIRE	HIRE EQUIPMENT - RENDEVOUZ ROAD	\$2,042.70
27/02/2018	EF057457	SHORE COASTAL PTY LTD	COASTAL CONSULTANCY - CANAL ROCKS & BUS JETTY	\$5,203.00
27/02/2018	EF057458	STRATEGEN ENVIRONMENTAL CONSULTANTS PTY LTD	CONSULTANCY SERVICES - RFQ73/16	\$23,398.32
27/02/2018	EF057459	APRA LIMITED	LICENCE RENEWALS - ARTGEO	\$834.15
27/02/2018	EF057460	HIP POCKET WORK WEAR AND SAFETY	UNIFORMS & PROTECTIVE CLOTHING	\$1,565.05
27/02/2018	EF057461	NEVERFAIL SPRINGWATER LTD	WATER REFILL SERVICE - DUNS & BUS WASTE	\$463.05
27/02/2018	EF057462	T-QUIP	MOWER PARTS & SERVICE	\$4,699.70
27/02/2018	EF057463	LOCAL GOVERNMENT PROFESSIONALS AUSTRALIA (WA DIVISION)	TRAINING SERVICES	\$335.00
27/02/2018	EF057464	BEACHLANDS LAWNMOWING SERVICE	LAWN MOWING - OCEAN PLAM VILLAS	\$260.00
28/02/2018	EF057465	SARAH PIERSON	STAFF REIMBURSEMENT - PARKING	\$31.25
28/02/2018	EF057466	RST WELDING & FABRICATIONS	TRAILER MANUFACTURE - WASTE	\$1,000.00
28/02/2018	EF057467	TAIJI HOUSE	WELLNESS PROGRAM - FEB 2018	\$175.00
28/02/2018	EF057468	TAGARA PTY LTD	REFUND ROAD BOND - YALLINGUP - SUBDIVISION	\$5,824.00
28/02/2018	EF057469	BAY SIGNS	SIGNAGE - POINT PIQUET & GANNET ROCK C/PK	\$2,943.00
28/02/2018	EF057470	CEMETERIES & CREMATORIA ASSOCIATION OF WA INC.	MEMBERSHIP & SEMINAR 2018	\$720.00
				\$8,988,455.02

**INTERNAL PAYMENT VOUCHERS -FEBRUARY 2018**

31/01/2018	DD003371	A TEASDALE	REFUND HEALTH APP HA17/0133	\$190.00
31/01/2018	DD003372	CALTEX AUSTRALIA PETROLEUM PTY LTD	FUEL SERVICES	\$70,769.63
1/02/2018	DD003373	ANZ BANK	BANK FEES	\$6,688.79
1/02/2018	DD003374	LES MILLS ASIA PACIFIC	CONTRACT FEES	\$561.90
1/02/2018	DD003375	LES MILLS ASIA PACIFIC	CONTRACT FEES	\$749.20
5/02/2018	DD003376	COMMONWEALTH BANK	BANK FEES	\$4,322.69
1/02/2018	DD003377	R J BAILLY	BPAY OVERPAYMENT - BAU18/0036	\$159.35
6/02/2018	DD003378	JO - ANNE FERRERO	BPAY - APP WITHDRAWN - DA17/0922	\$268.00
6/02/2018	DD003379	RATE REFUNDS	REFUND OF RATE OVERPAYMENT	\$350.00
6/02/2018	DD003380	ANZ BANK	BANK FEES	\$250.68
6/02/2018	DD003381	ANZ BANK	BANK FEES	\$300.94
6/02/2018	DD003382	RATE REFUNDS	REFUND OF RATE OVERPAYMENT	\$699.00
6/02/2018	DD003383	S J COMBRIDGE	BPAY OVERPAYMENT - DA18/0012	\$147.00
14/02/2018	DD003384	PAY - 17	FORTNIGHTLY PAY	\$705,124.82
28/01/2018	DD003385	ANZ BANK - VISA CARD	CREDIT CARD PAYMENT \$13,343.45	
	DD003385	PENSKE POWER	TRAINING - UNDERCHARGED 22/8/17	\$275.00
	DD003385	DWER - WATER PERTH	CLEARING PERMIT - YOONGARILLUP RD	\$200.00
	DD003385	DWER - WATER PERTH	CLEARING PERMIT - SUGAR LOAF RD	\$200.00

LIST OF PAYMENTS MADE FEBRUARY 2018

Date	Payment Ref.	Name	Description	Amount
	DD003385	O'BRIEN GLASS, BUNBURY	NEW WINDSCREEN & CALIBRATION	\$2,186.69
	DD003385	MAILCHIMP	DECEMBER BAY TO BAY	\$200.44
	DD003385	APPLE ITUNES	ICLOUD STORAGE MIKE ARCHER D/DEBIT	\$4.49
	DD003385	FX HANGING SYSTEMS	PICTURE TRACK SYSTEM	\$359.50
	DD003385	POS CENTRAL	1XSTAR TSP143111USB RECEIPT PRINTER	\$476.00
	DD003385	DYN*DYN-DYNAMIC NETWORK SVCS	DYNAMIC DNS PRO - 5 YEARS	\$207.67
	DD003385	OFFICEWORKS	2 TIER PLATFORM TROLLEY	\$154.95
	DD003385	WEBJET MELBOURNE	FLIGHTS AUST COAST CONF, MAR '18	\$701.56
	DD003385	CAPE CELLARS	WINE FOR CAPTAIN & MASTER ASTOR	\$108.96
	DD003385	SNAPFISH	CANVAS LANDSCAPE PRINTS COB	\$662.73
	DD003385	STAY MARGARET RIVER	ACCOM: LGCOG	\$350.00
	DD003385	VUE APARTMENT & DAY SPA	ACCOM: COASTAL COUNCIL CONF MAR 18	\$569.00
	DD003385	TRYBOOKING	GST ON LGCOG CONFERENCE 14-16 FEB	\$55.30
	DD003385	THE GOOSE	SUNDOWNER WITH GUESTS YCAB OPENING	\$647.28
	DD003385	CITY OF ALBANY VISITOR CENTRE	ACCOM: ALBANY EXC (7 CRS & 5 STAFF)	\$199.00
	DD003385	CITY OF ALBANY VISITOR CENTRE	ACCOM: ALBANY EXC (7 CRS & 5 STAFF)	\$194.00
	DD003385	CITY OF ALBANY VISITOR CENTRE	ACCOM: ALBANY EXC (7 CRS & 5 STAFF)	\$194.00
	DD003385	CITY OF ALBANY VISITOR CENTRE	ACCOM: ALBANY EXC (7 CRS & 5 STAFF)	\$194.00
	DD003385	CITY OF ALBANY VISITOR CENTRE	ACCOM: ALBANY EXC (7 CRS & 5 STAFF)	\$194.00
	DD003385	CITY OF ALBANY VISITOR CENTRE	ACCOM: ALBANY EXC (7 CRS & 5 STAFF)	\$1,240.00
	DD003385	LEEDERVILLE CAMERAS	TRIPOD & CAMERA CLEANING KIT	\$271.95
	DD003385	VUE APARTMENT & DAY SPA	ACCOM: EXTRA NIGHT MAR 18	\$207.00
	DD003385	IATA AUST P/L (ACCESS INSTITUTE)	REGO FEES - BUILDING COURSES	\$729.30
	DD003385	LEGALWISE SEMINARS	SEMINAR REGISTRATION 22MAR18	\$960.00
	DD003385	LEGALWISE SEMINARS	SEMINAR REGISTRATION 20 & 22MAR18	\$160.00
	DD003385	LEGALWISE SEMINARS	SEMINAR REGISTRATION 20 & 22MAR18	\$800.00
	DD003385	KOGAN AUSTRALIA	ERGONOMIC MOUSE	\$137.16
	DD003385	TRYBOOKING	CEO GROUP MEETING MR/AUGUSTA SHIRE	\$260.60
	DD003385	BP BALDIVIS	FUEL FOR BSN 944	\$79.24
	DD003385	PLAYSTATION NETWORK	PLAY STATION GAMES FOR YCAB	\$142.04
	DD003385	FACEBOOK	ADVERTISING GLC MASTERPLAN	\$30.90
	DD003385	FACEBOOK	ADVERTISING GLC MASTERPLAN	\$61.80
	DD003385	AIR SVC AUST, CANBERRA	ERSA 12 MONTH SERVICE	\$158.90
	DD003385	BIG W ONLINE	GAMES FOR HOLIDAY ACTIVITIES	\$57.95
	DD003385	BIG W ONLINE	GAMES FOR HOLIDAY ACTIVITIES	\$57.95
	DD003385	BIG W ONLINE	REFUND ON GAMES	-\$20.46
	DD003385	BIG W ONLINE	REFUND ON GAMES	-\$20.45
	DD003385	STAY MARGARET RIVER	ACCOM: LGCOG	-\$175.00
	DD003385	TRYBOOKING	GST ON LGCOG CONFERENCE 14-16 FEB	-\$130.00

LIST OF PAYMENTS MADE FEBRUARY 2018

Date	Payment Ref.	Name	Description	Amount
28/02/2018	DD003386	PAY 18	FORTNIGHTLY PAY	\$705,484.73
1/02/2018	DD003387	ANZ BANK	ANZ BPAY TRANSACTION FEES	\$175.95
1/02/2018	DD003388	ANZ BANK	ANZ BPAY TRANSACTION FEES	\$5,043.05
15/02/2018	DD003389	COMMONWEALTH BANK	BPOINT PAYMENT	\$507.65
27/02/2018	DD003390	BPAY REVERSAL	INCORRECT PAYMENT	\$1,986.93
28/02/2018	DD003391	BPAY REVERSAL	REFUSED DA17/0704	\$147.00
16/02/2018	DD003392	BPAY REVERSAL	OVERPAYMENT OF RATES	\$320.00
23/01/2018	DD003393	ANZ BANK FEES	BPAY FILE FEE	\$127.51
				\$803,996.56

**TRUST ACCOUNT - FEBRUARY 2018**

Date	TRUST CHQ	Name	Description
12/02/2018	007384	BUILDING COMMISSION	REGISTRATIONS / LEVY PAYMENTS
12/02/2018	007385	CONSTRUCTION TRAINING FUND	BCITF LEVY
12/02/2018	007386	CITY OF BUSSELTON	VARIOUS REIMBURSEMENTS
			\$42,077.79

7. **GENERAL DISCUSSION ITEMS**

8. **NEXT MEETING DATE**

Thursday, 19 April 2018

9. **CLOSURE**