



Finance Committee Agenda

18 January 2018

ALL INFORMATION AVAILABLE IN VARIOUS FORMATS ON REQUEST

city@busselton.wa.gov.au

CITY OF BUSSELTON

MEETING NOTICE AND AGENDA – 18 JANUARY 2018

TO: THE MAYOR AND COUNCILLORS

NOTICE is given that a meeting of the Finance Committee will be held in the the Committee Room, Administration Building, Southern Drive, Busselton on Thursday, 18 January 2018, commencing at 9.30am.

The attendance of Committee Members is respectfully requested.

Statements or decisions made at Council meetings or briefings should not be relied on (or acted upon) by an applicant or any other person or entity until subsequent written notification has been given by or received from the City of Busselton. Without derogating from the generality of the above, approval of planning applications and building permits and acceptance of tenders and quotations will only become effective once written notice to that effect has been given to relevant parties. The City of Busselton expressly disclaims any liability for any loss arising from any person or body relying on any statement or decision made during a Council meeting or briefing.



MIKE ARCHER

CHIEF EXECUTIVE OFFICER

12 January 2018

CITY OF BUSSELTON

AGENDA FOR THE FINANCE COMMITTEE MEETING TO BE HELD ON 18 JANUARY 2018

TABLE OF CONTENTS

ITEM NO.	SUBJECT	PAGE NO.
1.	DECLARATION OF OPENING AND ANNOUNCEMENT OF VISITORS.....	4
2.	ATTENDANCE	4
3.	PUBLIC QUESTION TIME.....	4
4.	DISCLOSURE OF INTERESTS	4
5.	CONFIRMATION OF MINUTES	4
5.1	Minutes of the Finance Committee Meeting held 25 December 2017	4
6.	REPORTS	5
6.1	DONATIONS/CONTRIBUTIONS AND SUBSIDIES FUND - NOVEMBER 2017	5
6.2	DONATIONS/CONTRIBUTIONS AND SUBSIDIES FUND - DECEMBER 2017	7
6.3	ASSET MANAGEMENT REPORT	9
6.4	LIST OF PAYMENTS MADE NOVEMBER & DECEMBER 2017	13
6.5	FINANCIAL ACTIVITY STATEMENTS - PERIODS ENDING 30 NOVEMBER & 31 DECEMBER 2017	56
6.6	REVIEW OF POLICY 048 - LOANS.....	96
6.7	BUDGET AMENDMENT REQUEST	103
7.	GENERAL DISCUSSION ITEMS	107
8.	NEXT MEETING DATE	107
9.	CLOSURE	107

1. **DECLARATION OF OPENING AND ANNOUNCEMENT OF VISITORS**

2. **ATTENDANCE**

Apologies

3. **PUBLIC QUESTION TIME**

4. **DISCLOSURE OF INTERESTS**

5. **CONFIRMATION OF MINUTES**

5.1 Minutes of the Finance Committee Meeting held 16 November 2017

RECOMMENDATION

That the Minutes of the Finance Committee Meeting held 16 November 2017 be confirmed as a true and correct record.

6. REPORTS

6.1 DONATIONS/CONTRIBUTIONS AND SUBSIDIES FUND - NOVEMBER 2017

SUBJECT INDEX:	Donations/Contributions
STRATEGIC OBJECTIVE:	Governance systems, process and practices are responsible, ethical and transparent.
BUSINESS UNIT:	Governance Services
ACTIVITY UNIT:	Governance Services
REPORTING OFFICER:	Executive Assistant to Council - Katie Banks
AUTHORISING OFFICER:	Chief Executive Officer - Mike Archer
VOTING REQUIREMENT:	Simple Majority
ATTACHMENTS:	Nil

PRÉCIS

This report provides an overview of the Donations and Contributions that have been allocated, that is considered of relevance to members of the Finance Committee, and also the Council.

FINANCIAL IMPLICATIONS

The annual budget allowance for the Donations, Contributions and Subsidies Fund (Sponsorship Fund) is \$40,000.

- Total expenditure prior to this report is \$10,478.50
- Current Balance Available is \$29,521.50
- In November 2017 there were 7 applications received for sponsorship totaling \$1,800.00
- The balance available for future donations is \$27,721.50

App. No.	Recipient	Purpose	Amount
45/1718	Naturaliste Renewable Energy Group Inc.	Funds to assist with the delivery of a free Community Renewable Energy Toolkit Workshop on 14 November 2017 (Railway House, Busselton)	\$500.00
46/1718	Sarah Hales	Seeking funds to assist with associated travel expenses to sail the 29er sailing Nationals in Brisbane, December 2017. Application not supported as participation is not a result of selection through a formal qualifying process.	\$0.00
47/1718	Dunsborough Arts Society	Holding their annual art exhibition in January 2018 and are seeking funds towards the hall hire and prizes	\$500.00
48/1718	Kai Colman	Seeking funds to assist with associated travel expenses to sail the 29er sailing Nationals in Brisbane, December 2017. Application not supported as participation is not a result of selection through a formal qualifying process.	\$0.00
49/1718	St Mary's Anglican Church	Funds to assist with the purchase of food for the 6th Annual Christmas Day Luncheon for the needy & homeless at St Mary's Family Centre.	\$600.00

App. No.	Recipient	Purpose	Amount
50/1718	Louis Tunstill	Selected to represent WA at the School Sport National Pacific Games in Adelaide as part of the hockey 16's team. Funds to assist with associated travel expenses.	\$200.00
51/1718	Swimming Mermaids	Seeking funding to cover insurance for their open water swim event at Meelup in March 2018. The event is not free of charge; participants are required to pay a \$20 registration fee. Application not supported due to not meeting funding guidelines.	\$0.00

OFFICER RECOMMENDATION

That the donations and sponsorships for the month of November 2017 be noted.

6.2 DONATIONS/CONTRIBUTIONS AND SUBSIDIES FUND - DECEMBER 2017

SUBJECT INDEX:	Donations/Contributions
STRATEGIC OBJECTIVE:	Governance systems, process and practices are responsible, ethical and transparent.
BUSINESS UNIT:	Governance Services
ACTIVITY UNIT:	Governance Services
REPORTING OFFICER:	Executive Assistant to Council - Katie Banks
AUTHORISING OFFICER:	Chief Executive Officer - Mike Archer
VOTING REQUIREMENT:	Simple Majority
ATTACHMENTS:	Nil

PRÉCIS

This report provides an overview of the Donations and Contributions that have been allocated, that is considered of relevance to members of the Finance Committee, and also the Council.

FINANCIAL IMPLICATIONS

The annual budget allowance for the Donations, Contributions and Subsidies Fund (Sponsorship Fund) is \$40,000.

- Total expenditure prior to this report is \$12,278.50
- Current Balance Available is \$27,721.50
- In December 2017 there were 9 applications received for sponsorship totaling \$1,675.19
- The balance available for future donations is \$26,046.31

App. No.	Recipient	Purpose	Amount
52/1718	Busselton Hospice Inc.	Seeking waiver of fees associated with installation of updated signage on Bussell Hwy	\$202.94
53/1718	Ross Rann	Representing WA in the swimming team at the School Sport National Pacific Games in Adelaide. Funds to assist with associated travel expenses.	\$200.00
54/1718	Bunbury Triathlon Club	Seeking funds for traffic and water costs associated with organising the Goose Triathlon Race in Busselton. Application not supported as event entry is only free for Bunbury Tri Club members and therefore does not meet funding guidelines.	\$0.00
55/1718	Connor Dallachy	Representing WA at the Tenpin Bowling Australia Junior National Championships in Melbourne. Funds to assist with associated travel expenses.	\$200.00
56/1718	Legacy's Annual Children's Camp	Fee waiver requested for temporary caravan and camping permit for annual children's camp held at Locke Estate.	\$100.00

App. No.	Recipient	Purpose	Amount
57/1718	Luca Davis	Representing WA in the U 15's men's Basketball team at the Southern Cross Challenge held in Melbourne – January 2018. Funds to assist with associated travel expenses.	\$200.00
58/1718	Disabled Surfer's Association WA - Let's Go Surfing days	Fee waiver requested for the Let's go Surfing Day at Bunker Bay event application.	\$72.25
59/1718	Busselton Ukulele Strummers Inc.	Request for consideration of a Undalup Room hire fee concession venue for the Ukulele concert on 3/3/18 (expecting approx. 200 attendees)	\$500.00
60/1718	Charles Sissoev	Representing WA in the U14's men's basketball team at the Southern Cross challenge in Melbourne - January 2018. Funds to assist with associated travel expenses.	\$200.00

OFFICER RECOMMENDATION

That the donations and sponsorships for the month of December 2017 be noted.

6.3 ASSET MANAGEMENT REPORT

SUBJECT INDEX:

STRATEGIC OBJECTIVE:	Road networks that provide for a growing population and the safe movement of all users through the District.
BUSINESS UNIT:	Engineering and Facilities Services
ACTIVITY UNIT:	
REPORTING OFFICER:	Asset Management Officer - Barrie Naylor
AUTHORISING OFFICER:	Director, Engineering and Works Services - Oliver Darby
VOTING REQUIREMENT:	Simple Majority
ATTACHMENTS:	Nil

PRÉCIS

The Purpose of this report is to provide the finance committee with asset management information relevant to the financial management of the City of Busselton. It will outline what the activities are and how they will or may impact the financial management of the City. It is not intended as an exhaustive list of all the asset management undertakings for the period, rather a targeted report detailing issues relevant to the Finance Committee.

Asset Management Report**Updated Roading Infrastructure Asset Data and its Effect on Fair Value****BACKGROUND**

The Fair Value of Council's Infrastructure assets has to be reported every three years and is used to generate sustainability ratios in respect of Council's ability to sustainably manage its asset portfolios. This data was first reported at the end of the 2014/15 financial year and is due a second time at the end of the current 2017/18 financial year.

STATUTORY ENVIRONMENT

Australian Accounting Standards Board AASB13_08_15

All local governments in WA are required to prepare financial statements in accordance with the Local Government Act 1995 (the Act), Local Government (Financial Management) Regulations 1996 (Regulations), AASBs and Australian Interpretations.

RELEVANT DEFINITIONS AND METHODOLOGY

Just what is the fair value of an asset? The Australian Accounting Standards Board, define this as: - an amount at which an asset could be exchanged between knowledgeable and willing parties in an arm's length transaction".

Under the fair value measurement approach, assets and liabilities are re-measured periodically to reflect changes in their value, with the resulting change impacting either net income or other comprehensive income for the period. The result is a balance sheet that better reflects the current value of assets and liabilities.

Fair value is a market-based measurement, not an entity-specific measurement. For some assets and liabilities, observable market transactions or market information might be available. For other assets and liabilities, observable market transactions and market information might not be available.

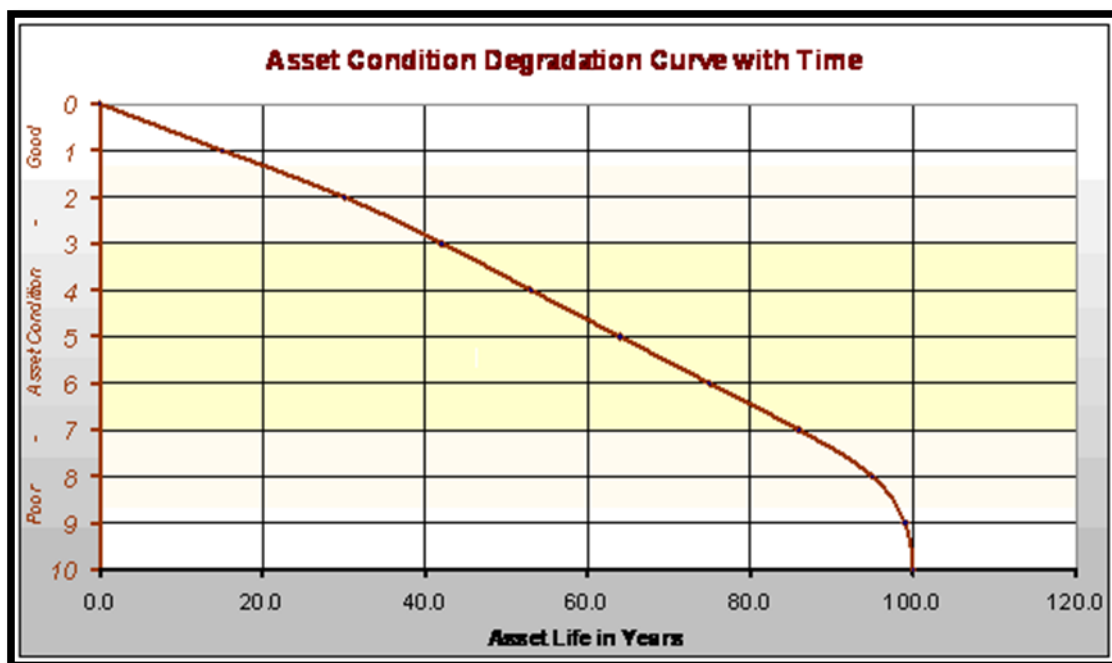
However, the objective of a fair value measurement in both cases is the same – to estimate the price at which an orderly transaction to sell the asset or to transfer the liability would take place between market participants at the measurement date under current market conditions (i.e. an exit price at the measurement date from the perspective of a market participant that holds the asset or owes the liability).

When a price for an identical asset or liability is not observable, an entity measures fair value using another valuation technique that maximises the use of relevant observable inputs and minimises the use of unobservable inputs. Because fair value is a market-based measurement, it is measured using the assumptions that market participants would use when pricing the asset or liability, including assumptions about risk. As a result, an entity's intention to hold an asset or to settle or otherwise fulfil a liability is not relevant when measuring fair value.

Hence the definition of fair value focuses on assets and liabilities because they are a primary subject of accounting measurement. In addition, this Standard shall be applied to an entity's own equity instruments measured at fair value.

This means that Fair Value will include what is observable in a road section but will exclude unobservable inputs, such as design fees, traffic management costs etc. Consequently each roading element is valued using unit costs for what is observable, e.g. Seal, Pavement, kerbing etc. This generates a figure for an as new condition asset which is then adjusted based upon the assets condition; these adjustments are based on a typical degradation curve such as that shown in chart 1 below.

CHART 1



The minimisation of unobservable cost inputs means that the Fair Value reported, for say a newly constructed road, will not necessarily reflect the full cost to build that road, but rather, just what is on the ground at completion.

The degradation curve shows also that an asset at condition 8 or above has effectively used up the whole of its useful life and will therefore carry little or no fair value.

FINANCIAL IMPLICATIONS

In June 2015 The City reported the Fair Value of roading Infrastructure as follows:-

Sealed Roads \$236,918,949
Unsealed Roads \$15,827,423
Carparks \$8,569,219
Kerbs \$11,059,587
Airport Surfaces \$4,739,892
TOTAL \$277,115,070

TOTAL \$327,613,034 (+\$50,497,964)

Whilst these figures only apply to roading infrastructure, this gives the City some indication of what to expect when we finally declare fair value at the end of this financial year.

Fair Value for roading infrastructure moves on a daily basis as the network changes, factors affecting this value include:-

Donated assets from developments
Addition/construction of new assets, (expansion)
Rehabilitation of existing assets, (renewal)
Changed and improved assets, (Improvement)
Removal of assets (disposal)
Inclusion of newly assessed assets, (e.g. TMD's)
Declining condition in the existing asset portfolio, (depreciation).

Long-term Financial Plan Implications**Prioritised List of Roads**

One of the challenging aspects of the integrated planning process has been the scheduling of predicted road renewals as a balanced budget over a period of ten years. In theory, a detailed list of projects over a period of ten years (balanced to a budget each year) is a valuable planning tool; in reality it is extremely difficult to manage as a document on an ongoing basis in a process that is designed for annual review and update. Documents within the integrated planning framework are essentially living documents that change and grow in-line with organisational needs and priorities. Any documents within this framework need to have the ability to be modified and updated on a regular basis.

Predicted future renewal works for roads have therefore been shown within the updated Overall Asset Management Plan in terms of a prioritised list rather than a balanced ten year budget. This saves time with the production of the document, which allows it to be updated and reproduced in a shorter timeframe and on a more regular basis.

Where possible however, certain elements of the planned road expenditure have been separated out and shown as a schedule of works. This has been made possible by these elements having a smaller list of roads eligible and/or the pre-existing need for a schedule to be produced to satisfy certain funding criteria.

The Narrow Country Road Program, Regional Road Group Funding and the Traffic Study Implementation are shown as works schedules separate to the Prioritised list of works.

At the conclusion of the upcoming ten year period (as outlined within the LTFP) it is anticipated that the majority of the works listed in the prioritised schedule will be completed. This will generally be undertaken via renewal of highest priority score first and moving down the list from there. There will be numerous occasions however, where roads attracting a higher score may be delayed in favor of a lower scoring road. This will be in instances such as grouping of works by locality to improve efficiency and economies of scale and also roads requiring earlier renewal for other strategic purposes.

Chainage (Ch.) is the measurement used to determine locations along the length of the road. Each road has a start and end point, with the start point being at Chainage zero. This number increases along the road until such time as the road finishes.

From Ch. to Ch. in the prioritised list represents the section of road which is scheduled to be renewed. (Chainage is measured in meters).

Priority Score is derived from a range of criteria including the Pavement Condition Index, (PCI), and other factors for heavy haulage and school bus routes, safety, road hierarchy, traffic volumes and tourism destinations.

OFFICER RECOMMENDATION

That the Council note The Asset Management Report for February 2018.

6.4 LIST OF PAYMENTS MADE NOVEMBER & DECEMBER 2017

SUBJECT INDEX:	Financial Operations
STRATEGIC OBJECTIVE:	Governance systems, process and practices are responsible, ethical and transparent.
BUSINESS UNIT:	Finance and Corporate Services
ACTIVITY UNIT:	Financial Services
REPORTING OFFICER:	Manager Financial Services - Kim Dolzadelli
AUTHORISING OFFICER:	Director, Finance and Corporate Services - Cliff Frewing
VOTING REQUIREMENT:	Simple Majority
ATTACHMENTS:	Attachment A List of Payments November 2017 ↓ Attachment B List of Payments December 2017 ↓

PRÉCIS

This report provides details of payments made from the City's bank accounts for the months of November and December 2017, for noting by the Council and recording in the Council Minutes.

BACKGROUND

The Local Government (Financial Management) Regulations require that when the Council has delegated authority to the Chief Executive Officer to make payments from the City's bank accounts, that a list of payments made is prepared each month for presentation to, and noting by, Council.

STATUTORY ENVIRONMENT

Section 6.10 of the Local Government Act and more specifically, Regulation 13 of the Local Government (Financial Management) Regulations; refer to the requirement for a listing of payments made each month to be presented to the Council.

RELEVANT PLANS AND POLICIES

NA.

FINANCIAL IMPLICATIONS

NA.

STRATEGIC COMMUNITY OBJECTIVES

NA.

RISK ASSESSMENT

NA.

CONSULTATION

NA.

OFFICER COMMENT

In accordance with regular custom, the list of payments made for the months of November and December 2017 is presented for information.

CONCLUSION

NA.

OPTIONS

NA.

TIMELINE FOR IMPLEMENTATION OF OFFICER RECOMMENDATION

NA.

OFFICER RECOMMENDATION

That the Council notes payment of voucher numbers M115015 – M115206, EF055245 – EF056452, T007376 – T007378, and DD003289 – DD003338; together totalling \$19,006,278.32.



LISTING OF PAYMENTS MADE
UNDER DELEGATED AUTHORITY
FOR THE MONTH OF NOVEMBER 2017

Summary		
MUNICIPAL ACCOUNT	CHEQUE # 115015 - 115129	306,436.17
ELECTRONIC TRANSFER PAYMENTS	EF055245 - EF055796	5,445,501.54
TRUST ACCOUNT	CHEQUE # 7376 - 7378	43,862.31
INTERNAL PAYMENT VOUCHERS	DD003289 - DD003318	1,494,583.60
Total Payments		7,290,383.62

MUNICIPAL ACCOUNT - NOVEMBER 2017

Date	Payment Ref.	Name	Description	Amount
3/11/2017	115015	TELSTRA CORPORATION	COMMUNICATION SERVICES	10,451.76
3/11/2017	115016	WATER CORPORATION	WATER SERVICES	6,693.53
3/11/2017	115017	SYNERGY	ELECTRICITY SUPPLIES	1,801.05
3/11/2017	115018	PETER KIELY	STAFF REIMBURSEMENT - NCC STATIONERY & STAFF REFRESHMENTS	100.95
3/11/2017	115019 - 025	BUSSELTON WATER CORPORATION	WATER SERVICES	79,704.85
9/11/2017	115026	CITY OF BUSSELTON	VARIOUS REIMBURSEMENTS	4,189.66
9/11/2017	115027	CALLOWS CORNER NEWS	STAFF SOCIAL CLUB - LOTTO	290.00
9/11/2017	115028	K BUSCH	REFUND OF RATE OVERPAYMENT	119.00
9/11/2017	115029	A SCHUTS	REFUND OF RATE OVERPAYMENT	668.48
9/11/2017	115030	P MCGARRY	REFUND OF RATE OVERPAYMENT	772.85
9/11/2017	115031	B HUTCHINSON	REFUND OF RATE OVERPAYMENT	798.87
9/11/2017	115032	A HUBBARD	REFUND OF RATE OVERPAYMENT	120.51
9/11/2017	115033	P & C LONGHURST	REFUND OF RATE OVERPAYMENT	725.88
9/11/2017	115034	W & C CROSBIE	REFUND OF RATE OVERPAYMENT	760.77
9/11/2017	115035	R STYLES	REFUND OF RATE OVERPAYMENT	789.82

Date	Payment Ref.	Name	Description	Amount
9/11/2017	115036	R & P GODDARD	REFUND OF RATE OVERPAYMENT	798.26
9/11/2017	115037	P MARTIN	REFUND OF RATE OVERPAYMENT	795.85
9/11/2017	115038	DAWS & SON PTY LTD	REFUND OF RATE OVERPAYMENT	701.79
10/11/2017	115039	WULURA FARMS PTY LTD	REFUND OF RATE OVERPAYMENT	306.92
10/11/2017	115040	G ALLEN	REFUND OF RATE OVERPAYMENT	740.66
10/11/2017	115041	D HOPKINS	REFUND OF RATE OVERPAYMENT	875.80
9/11/2017	115042	DUNSBOROUGH ART SOCIETY	SPONSORSHIP - ANNUAL ART EXHIBITION	500.00
10/11/2017	115043	ST MARYS ANGLICAN CHURCH	SPONSORSHIP - ANNUAL CHRISTMAS LUNCHEON	600.00
10/11/2017	115044	BUSSELTON ORAL HISTORY GROUP	DONATION - BUSSELTON ORAL HISTORY BOOK PURCHASE	2,000.00
16/11/2017	115045	CANCELLED	PROCESSING ERROR - CANCELLED	0.00
10/11/2017	115046	TELSTRA CORPORATION	COMMUNICATION SERVICES	124.95
10/11/2017	115047 - 048	WATER CORPORATION	WATER SERVICES	14,551.03
10/11/2017	115049	SYNERGY	ELECTRICITY SUPPLIES	74,296.90
10/11/2017	115050	LANDGATE	LANDGATE DOCUMENT LODGMENT - PEEL TCE LEASE	253.05
10/11/2017	115051	HALL & KEY DEPOSITS	REFUND OF FACILITY HIRE BOND - ARTGEO	365.00
10/11/2017	115052	EM BURGESS	REFUND OF RATE OVERPAYMENT	345.72
23/11/2017	115053	CANCELLED	PROCESSING ERROR - CANCELLED	0.00
10/11/2017	115054	MARGARET PARKE	ART SALES	114.50
10/11/2017	115055	CITY OF BUSSELTON	CORRECTION OF BPAY PAYMENT - RATES PAID TO DEBTORS ACCOUNT	3,258.57
10/11/2017	115056	DEPARTMENT OF TRANSPORT	PURCHASE OF SPECIAL SERIES NUMBER PLATES	327.00
10/11/2017	115057	THOMAS MAZEY	ART SALES	136.50
10/11/2017	115058	R BATOR	REFUND OF FACILITY HIRE BOND - CRC	200.00
10/11/2017	115059	COUNTRYS JUNIOR FOOTBALL CLUB	REFUND OF FACILITY HIRE BOND - CHURCHILL PARK HALL	185.00
10/11/2017	115060	D KIRKHAM	REFUND OF RATE OVERPAYMENT	100.00
10/11/2017	115061	OFFICE OF STATE REVENUE	REFUND OF RATE OVERPAYMENT	28.96
10/11/2017	115062	JULIE JONES	ART SALES	3.15
10/11/2017	115063	R & C BEATTY	BUSSELTON JETTY TOURIST PARK REFUND	65.00
10/11/2017	115064	R SHENTON	BUSSELTON JETTY TOURIST PARK REFUND	65.00
10/11/2017	115065	CANCELLED	PROCESSING ERROR - CANCELLED	0.00
10/11/2017	115066	J BOUSFIELD	BUSSELTON JETTY TOURIST PARK REFUND	65.00
10/11/2017	115067	MJ BURGESS	REFUND OF RATE OVERPAYMENT	345.71
13/11/2017	115068	D LAMOTTE	REFUND OF BUILDING FEES OVERPAYMENT	247.00
9/11/2017	115069	CITY OF BUSSELTON	CORRECTION OF BPAY PAYMENT - RATES PAID TO HEALTH APPLICATION	683.12
8/11/2017	115070	L FRANCIS	REFUND OF ANIMAL REGISTRATION - NOW STERILISED	75.00
2/11/2017	115071	H MACDONALD	REFUND OF ANIMAL REGISTRATION - NOW STERILISED	25.83
9/11/2017	115072	S TOOHEY	REFUND OF ANIMAL REGISTRATION - DUPLICATE REGISTRATION	50.00
16/11/2017	115073	CITY OF BUSSELTON - PETTY CASH	PETTY CASH REIMBURSEMENT	458.35
16/11/2017	115074	BUSSELTON WATER CORPORATION	WATER SERVICES	510.00
17/11/2017	115075	TELSTRA CORPORATION	COMMUNICATION SERVICES	12,479.62
24/11/2017	115076	CANCELLED	PROCESSING ERROR - CANCELLED	0.00

Date	Payment Ref.	Name	Description	Amount
17/11/2017	115077	WATER CORPORATION	WATER SERVICES	199.44
17/11/2017	115078	SYNERGY	ELECTRICITY SUPPLIES	1,596.95
23/11/2017	115079	CITY OF BUSSELTON	VARIOUS REIMBURSEMENTS	4,340.51
23/11/2017	115080	CALLOWS CORNER NEWS	STAFF SOCIAL CLUB - LOTTO	290.00
22/11/2017	115081	CITY OF BUSSELTON	CORRECTION OF BPAY PAYMENT - PAID TO INCORRECT DEV. APP.	147.00
24/11/2017	115082	BUSSELTON WATER CORPORATION	WATER SERVICES	448.40
24/11/2017	115083	SYNERGY	ELECTRICITY SUPPLIES	6,766.05
28/11/2017	115084	CANCELLED	PROCESSING ERROR - CANCELLED	0.00
28/11/2017	115085	LANDGATE CUSTOMER ACCOUNT	LANDGATE DOCUMENT LODGMENT - LEASE TRANSFER	168.70
28/11/2017	115086	CITY OF BUSSELTON	VARIOUS REIMBURSEMENTS	219.35
28/11/2017	115087	CROWN PERTH	ACCOMMODATION - STAFF TRAINING	3,874.20
28/11/2017	115088	CALLOWS CORNER NEWSAGENCY	STATIONERY & NEWSPAPERS	335.20
28/11/2017	115089	WATER CORPORATION	WATER SERVICES	2,614.07
28/11/2017	115090	BUSSELTON UPHOLSTERERS	UPHOLSTERY SERVICES - GLC GYMNASIUM EQUIPMENT	338.80
28/11/2017	115091	CANCELLED	PROCESSING ERROR - CANCELLED	0.00
28/11/2017	115092	FRED ROSE EXCAVATOR HIRE	EARTHMOVING - WASTE FACILITIES & VARIOUS OTHER	33,423.50
29/11/2017	115093	BUSSELTON WATER CORPORATION	WATER SERVICES	1,577.15
29/11/2017	115094	HYATT REGENCY - PERTH	ACCOMMODATION - STAFF TRAINING	273.50
29/11/2017	115095	CAPEL TRANSPORT	COURIER SERVICES	116.05
29/11/2017	115096	DEPT OF WATER & ENVIRONMENTAL REGULATION	REFUND OF CRC FACILITY HIRE FEES - BOOKING CANCELLED	436.80
29/11/2017	115097	J CAWLEY	REFUND OF RATE OVERPAYMENT	101.20
29/11/2017	115098	L TUNSTALL	SPONSORSHIP - PACIFIC GAMES U16S STATE HOCKEY	200.00
29/11/2017	115099	NATURALISTE RENEWABLE ENERGY GROUP INC	DSPONSORSHIP - COMMUNITY RENEWABLE ENERGY TOOLKIT WORKSHOP	500.00
29/11/2017	115100	M PAGE	BUSSELTON JETTY TOURIST PARK REFUND	157.00
29/11/2017	115101	CANCELLED	PROCESSING ERROR - CANCELLED	0.00
29/11/2017	115102	J SOUTHWORTH	BUSSELTON JETTY TOURIST PARK REFUND	97.00
29/11/2017	115103	OFFICE OF THE CEO - PETTY CASH	PETTY CASH REIMBURSEMENT	451.41
29/11/2017	115104	B SMILES	REFUND OF ANIMAL TRAP BOND	100.00
29/11/2017	115105	D GASCOINE	REFUND OF ANIMAL TRAP BOND	100.00
29/11/2017	115106	EDITH COWAN UNIVERSITY	REFUND OF FACILITY HIRE BOND - CRC	200.00
29/11/2017	115107	INTELLIFE GROUP	REFUND OF FACILITY HIRE BOND - CRC	200.00
29/11/2017	115108	AUSTRALIAN RED CROSS	REFUND OF FACILITY HIRE BOND - CRC	200.00
29/11/2017	115109	K BOCK	REFUND OF FACILITY HIRE BOND - CHURCHILL PARK HALL	185.00
29/11/2017	115110	DUNSBOROUGH ROLLERSKATING CLUB	REFUND OF FACILITY HIRE BOND - HIGH ST HALL	185.00
29/11/2017	115111	DEVELOPMENTAL DISABILITY WA	REFUND OF FACILITY HIRE BOND - CRC	200.00
29/11/2017	115112	DEPARTMENT OF WATER	REFUND OF FACILITY HIRE BOND - CRC	200.00
29/11/2017	115113	SILVERCHAIN	REFUND OF FACILITY HIRE BOND - CRC	200.00
29/11/2017	115114	SENSES AUSTRALIA	REFUND OF FACILITY HIRE BOND - CRC	200.00
29/11/2017	115115	DISABILITY SERVICES COMMISSION	REFUND OF FACILITY HIRE BOND - CRC	200.00
29/11/2017	115116	D CARROLL	CROSSOVER SUBSIDY PAYMENT	363.50

Date	Payment Ref.	Name	Description	Amount
29/11/2017	115117	OFFICE OF STATE REVENUE	REFUND OF RATE OVERPAYMENT	7.89
29/11/2017	115118	REALVIEW HOLDINGS PTY LTD	REFUND OF RATE OVERPAYMENT - ADJ. OF VALUATION BY LANDGATE	18,905.09
29/11/2017	115119	NATURALISTE PROPERTY MANAGEMENT	REFUND OF RATE OVERPAYMENT	408.00
29/11/2017	115120	STREAMLINE UNDERGROUND SERVICES	REFUND DEVELOPMENT APPLICATION FEE - APP. CANCELLED	295.00
29/11/2017	115121	L O'MALLEY	REFUND WEDDING CEREMONY FEE - APP. CANCELLED	79.50
29/11/2017	115122	CANCELLED	PROCESSING ERROR - CANCELLED	0.00
29/11/2017	115123	CJ & TM BURSILL	BUSSELTON JETTY TOURIST PARK REFUND	65.00
29/11/2017	115124	CITY OF BUSSELTON DEPOT - PETTY CASH	PETTY CASH REIMBURSEMENT	96.00
29/11/2017	115125	S DUMSKY	REFUND OF ANIMAL TRAP BOND	100.00
29/11/2017	115126	J JOHNSON	REFUND OF RATE OVERPAYMENT	208.79
30/11/2017	115127	BUSSELTON PUBLIC LIBRARY - PETTY CASH	PETTY CASH REIMBURSEMENT	279.50
30/11/2017	115128	SHEDS DOWN SOUTH	REFUND OF BUILDING FEE - OVERPAYMENT	118.40
30/11/2017	115129	CANCELLED	PROCESSING ERROR - CANCELLED	0.00
				306,436.17

ELECTRONIC TRANSFER PAYMENTS - NOVEMBER 2017

3/11/2017	EF055245	CR. G BLEECHMORE	COUNCILLOR PAYMENT	1,671.77
3/11/2017	EF055246	WEATHERSAFE WA (DEL-RAY CANVAS)	SHADESAIL SUPPLIER - ADMINISTRATION BUILDING	4,163.50
3/11/2017	EF055247	CR. G HENLEY	COUNCILLOR PAYMENT	8,752.20
3/11/2017	EF055248	WILLIAM HOSKEN	STAFF REIMBURSEMENT - TRAINING EXPENSES	103.70
3/11/2017	EF055249	CR. J McCALLUM	COUNCILLOR PAYMENT	2,862.37
3/11/2017	EF055250	TRACEY KING	STAFF REIMBURSEMENT - GIFTS	43.20
3/11/2017	EF055251	URBAN ART PROJECTS	STREET FURNITURE - POSSUM PARK	4,473.48
3/11/2017	EF055252	ANTHONY ROWE	STAFF REIMBURSEMENT - PUBLICATIONS	215.07
3/11/2017	EF055253	RAIN BIRD AUSTRALIA	IRRIGATION DATA PLAN EXPENSES	3,135.00
3/11/2017	EF055254	DANIEL FRITCHLEY	DRAFTING SERVICES - LAYMAN & CAUSEWAY ROADS	3,477.50
3/11/2017	EF055255	CR. R BENNETT	COUNCILLOR PAYMENT	2,467.85
3/11/2017	EF055256	MONIQUE TIPPETT	JUDGING FEE - CITY OF BUSSELTON ART AWARD	275.00
3/11/2017	EF055257	CR. R REEKIE	COUNCILLOR PAYMENT	2,467.85
3/11/2017	EF055258	CR. R PAINE	COUNCILLOR PAYMENT	2,467.85
3/11/2017	EF055259	CR. P CARTER	COUNCILLOR PAYMENT	2,467.85
3/11/2017	EF055260	HERA	STRUCTURAL ENGINEERING SERVICES - ADMINISTRATION BUILDING	2,737.20
3/11/2017	EF055261	ROBERT'S TILT TRAY & HIAB SERVICE	FREIGHT - E-WASTE	1,870.00
3/11/2017	EF055262	LGISWA	INSURANCE ADJUSTMENTS - PROPERTY	8,155.92
3/11/2017	EF055263	NATURALISTE TRAVEL	TRAVEL SERVICES - STAFF TRAINING	432.00
3/11/2017	EF055264	PRO CONSTRUCT	BUILDING CONSTRUCTION SERVICES - YOUTH BUILDING CLAIM # 10	197,729.00
3/11/2017	EF055265	ROWLEY LEGAL	LEGAL SERVICES	519.75
3/11/2017	EF055266	BCL GROUP PTY LTD	CONSTRUCTION SERVICES - GOOSE CARPARK & QUEEN ST UPGRADE	360,156.87
3/11/2017	EF055267	KITCHEN TAKEOVERS	CATERING - VARIOUS MEETINGS & EVENTS	2,152.00
3/11/2017	EF055268	ROBERT & GAIL VIDIC	BUSSELTON JETTY TOURIST PARK REFUND	65.50

Date	Payment Ref.	Name	Description	Amount
3/11/2017	EF055269	VE & S SAW	REFUND OF RATE OVERPAYMENT - DUPLICATE	300.00
3/11/2017	EF055270	CR. L MILES	COUNCILLOR PAYMENT	716.47
3/11/2017	EF055271	CR. K HICK	COUNCILLOR PAYMENT	716.47
3/11/2017	EF055272	BOC GASES AUSTRALIA LTD	GAS SERVICES	139.55
3/11/2017	EF055273	BUSSELTON STATE EMERGENCY SERVICE	PETTY CASH REIMBURSEMENT	1,051.76
3/11/2017	EF055274	COLES	COUNCIL, GLC & STAFF REFRESHMENTS	198.02
3/11/2017	EF055275	KALLOORUP BUSHFIRE BRIGADE	PETTY CASH REIMBURSEMENT	100.82
3/11/2017	EF055276	CLEANAWAY	WASTE MANAGEMENT SERVICES	3,595.13
3/11/2017	EF055277	ART ON THE MOVE	JUDGING FEE - CITY OF BUSSELTON ART AWARD	250.00
9/11/2017	EF055278	HIF	HEALTH INSURANCE	229.40
9/11/2017	EF055279	PAY-PLAN PTY LTD	SALARY PACKAGING	20,251.08
9/11/2017	EF055280	RENTAL MANAGEMENT AUSTRALIA PTY LTD	RENTAL LEASE AGREEMENT	800.00
9/11/2017	EF055281	GR & LC CHRISTIAN	RENTAL LEASE AGREEMENT	1,200.00
9/11/2017	EF055282	AUSTRALIAN TAXATION OFFICE	PAYG TAXATION	200,633.00
9/11/2017	EF055283	AUSTRALIAN SERVICES UNION	UNION FEES	82.35
9/11/2017	EF055284	HBH HEALTH LIMITED	MEDICAL INSURANCE	527.55
9/11/2017	EF055285	LOCAL GOV'T RACE COURSE & CEMETERY EMPLOYEES	UNION FEES	440.76
9/11/2017	EF055286	DEPUTY CHILD SUPPORT REGISTRAR	SALARY DEDUCTIONS	803.12
9/11/2017	EF055287	CITY OF BUSSELTON-SOCIAL CLUB	SOCIAL CLUB REIMBURSEMENT	192.00
9/11/2017	EF055288	STAFF CHRISTMAS CLUB	PAYROLL DEDUCTIONS	4,267.18
8/11/2017	EF055289	CLICKSUPER PTY LTD	SUPERANNUATION	148,583.87
10/11/2017	EF055290	OLIVER DARBY	STAFF REIMBURSEMENT - INTERNET ACCESS	79.99
10/11/2017	EF055291	YALLINGUP LANDSCAPES	LANDSCAPING SERVICES - ROCKY POINT	1,067.00
10/11/2017	EF055292	CR. T BEST	COUNCILLOR PAYMENT	1,671.77
10/11/2017	EF055293	PHIL HOLLETT PHOTOGRAPHY	ART SALES	22.40
10/11/2017	EF055294	TRACIE ANDERSON	ART SALES	22.50
10/11/2017	EF055295	BRIAN MCCARROLL	STAFF REIMBURSEMENT - REFRESHMENTS	40.65
10/11/2017	EF055296	ELEANOR LORRAINE PARKE	ART SALES	13.65
10/11/2017	EF055297	DOROTHY SADDLETON	ART SALES	39.20
10/11/2017	EF055298	ANDERS HAMMARSTROM	ART SALES	42.00
10/11/2017	EF055299	MARY EVERUSS	STAFF REIMBURSEMENT - STAFF FAREWELL GIFT	50.00
10/11/2017	EF055300	DANIEL FRITCHLEY	DRAFTING SERVICES - BUSSELTON FORESHORE	2,372.50
10/11/2017	EF055301	PANCAKE DESIGNS RESIN	ART SALES	35.00
10/11/2017	EF055302	NALDA HOSKINS	ART SALES	37.80
10/11/2017	EF055303	OPTUS BILLING SERVICES PTY LTD	FIXED INTERNET ACCESS	114.40
10/11/2017	EF055304	ERTECH PTY LTD	CONSTRUCTION SERVICES - BSN FORESHORE COASTAL DEFENCES	47,387.23
10/11/2017	EF055305	JEMMA DIEDRICHS	REFUND HOLIDAY HOME APP. FEE - CANCELLED	364.00
10/11/2017	EF055306	ALASTAIR TAYLOR	ART SALES	4.20
10/11/2017	EF055307	ALINTA ENERGY	GAS SERVICES	667.15
10/11/2017	EF055308	NOVACARE LIFESTYLE VILLAGE BUSSELTON	REFUND ANIMAL TRAP BOND	100.00

Date	Payment Ref.	Name	Description	Amount
10/11/2017	EF055309	CATALYSE PTY LTD	COMMUNITY SURVEY SERVICES	6,692.51
10/11/2017	EF055310	JENNIFER BROWN	ART SALES	28.00
10/11/2017	EF055311	ELAMOORE NATURAL SOAPS & COSMETICS PTY LTD	ART SALES	100.80
10/11/2017	EF055312	LEDA SECURITY PRODUCTS PTY LTD	BIKE REPAIR STATION SUPPLIER	1,386.00
10/11/2017	EF055313	KITCHEN TAKEOVERS	CATERING - VARIOUS MEETINGS	486.20
10/11/2017	EF055314	SPICE ODYSSEY	CATERING - COUNCIL DINNER	600.00
10/11/2017	EF055315	SUSSEX TURF RENOVATION	TURF RENOVATION & VERGE SLASHING SERVICES	3,920.00
10/11/2017	EF055316	REVOLUTION APPS PTY LTD	COMPOST BINS - COMMUNITY ORDER FULFILMENT	6,394.95
10/11/2017	EF055317	NORFOLK BLINDS PTY LTD	SUPPLY AND INSTALLATION OF BLINDS - ADMINISTRATION BUILDING	46,048.39
10/11/2017	EF055318	CASA STUDIO	DESIGN SERVICES - NEW LOGO BUSSELTON JETTY TOURIST PARK	500.00
10/11/2017	EF055319	DUNSBOROUGH POOL & SPA PTY LTD	BUILDING FEE REFUND - INCORRECT CHARGE	57.98
10/11/2017	EF055320	KELLIE EVANS	REFUND ANIMAL TRAP BOND	100.00
10/11/2017	EF055321	BOC GASES AUSTRALIA LTD	GAS SERVICES	34.11
10/11/2017	EF055322	PRESTIGE PRODUCTS	CLEANING EQUIPMENT SUPPLIER	2,113.43
10/11/2017	EF055323	VASSE BUSHFIRE BRIGADE	PETTY CASH REIMBURSEMENT	114.60
10/11/2017	EF055324	ROTARY CLUB OF BUSSELTON GEOGRAPHE BAY	ART SALES	7.00
10/11/2017	EF055325	CAMPBELLS	GLC KIOSK PURCHASES	91.52
10/11/2017	EF055326	COLES	GLC KIOSK PURCHASES	376.24
10/11/2017	EF055327	BAREFOOT BOOKS	LIBRARY RESOURCES	351.84
10/11/2017	EF055328	JUNE ANDERSON	ART SALES	126.00
10/11/2017	EF055329	ALISON BROWN	ART SALES	24.50
10/11/2017	EF055330	HERBERT SMITH FREEHILLS	LEGAL SERVICES	1,100.00
10/11/2017	EF055331	OWEN G ISBEL	ART SALES	73.60
10/11/2017	EF055332	CELIA CLARE	ART SALES	57.20
10/11/2017	EF055333	SOUTHBOUND SECURITY SCREENS AND DOORS	SECURITY SCREEN DOORS - BJTP	900.00
10/11/2017	EF055334	PRO CONSTRUCT	CONSTRUCTION SERVICES - YOUTH BUILDING LANDSCAPING	61,937.34
17/11/2017	EF055335	FIRE & SAFETY WA	FIRE EQUIPMENT SUPPLIER	3,514.07
17/11/2017	EF055336	JACQUELINE HAPP	STAFF REIMBURSEMENT - GIFTS	75.00
17/11/2017	EF055337	OPTUS BILLING SERVICES PTY LTD	FIXED INTERNET ACCESS	2,500.00
17/11/2017	EF055338	DEPARTMENT OF HUMAN SERVICES	CHARGES FOR CENTREPAY FACILITY	231.66
17/11/2017	EF055339	GERARD PROFESSIONAL SOLUTIONS	LIGHTING SUPPLIES - GOOSE CARPARK	1,870.00
17/11/2017	EF055340	SOUTH WEST SATELLITE TV & AUDIO	AMPLIFIER SUPPLIER - GLC	880.00
17/11/2017	EF055341	BCP CIVIL & PLANT	EXCAVATOR & PLANT HIRE - VARIOUS, BJTP MANAGEMENT FEE	37,486.17
17/11/2017	EF055342	ERTECH PTY LTD	CONSTRUCTIONS SERVICES - BMRR LANDSIDE & AIRSIDE INFR.	346,978.07
17/11/2017	EF055343	MARGARET RIVER BUSSELTON TOURISM ASSOCIATION	CORRECTION OF BPAY PAYMENT - REFUND OVERPAYMENT	962.50
17/11/2017	EF055344	OCEAN AIR CARPET CARE	CLEANING SERVICES - VARIOUS BUILDINGS	1,771.00
17/11/2017	EF055345	TECON WA PTY LTD	BUILDING SURVEYING - YOUTH BUILDING BSN FORESHORE	1,485.00
17/11/2017	EF055346	SHAPE MANAGEMENT	CONSULTANCY SERVICES FOR MAJOR PROJECTS	16,335.00
17/11/2017	EF055347	DAVE LANFEAR CONSULTING PTY LTD	STRATEGIC REVIEW - RECREATION CENTRES	29,130.75
17/11/2017	EF055348	PLAN E	LANDSCAPE ARCHITECTURE - JETTY PRECINCT PLAYSPACE	17,160.00

Date	Payment Ref.	Name	Description	Amount
17/11/2017	EF055349	POWERTEX	SOLAR PV SYSTEM - YOUTH BUILDING	16,400.00
17/11/2017	EF055350	SUSSEX TURF RENOVATION	TURF RENOVATION - DUNS OVAL, SPRAYING & VERGE SLASHING	59,520.00
17/11/2017	EF055351	INSPIRED RESULTS	CUSTOMER SERVICE TRAINING	2,255.00
17/11/2017	EF055352	SJ TRAFFIC MANAGEMENT PTY LTD	LIGHT TOWER HIRE - BSN FORESHORE WORKS	1,876.72
17/11/2017	EF055353	MUSICFAC PTY LTD	PORTABLE STAGE - YOUTH BUILDING	4,796.00
17/11/2017	EF055354	WASTECH ENGINEERING PTY LTD	WASTE COMPACTION SYSTEM SUPPLIER - DEPOSIT	163,680.00
17/11/2017	EF055355	CITY OF BUSSELTON-SOCIAL CLUB	SOCIAL CLUB DONATION	5,600.00
17/11/2017	EF055356	IMAGINATION PLAY	PLAY EQUIPMENT - TODDLERS PLAYGROUND BSN FORESHORE	2,292.68
17/11/2017	EF055357	SHIRE OF YORK	EMPLOYEE LSL ENTITLEMENTS	17,471.63
17/11/2017	EF055358	QBE INSURANCE	GLC REFUND - SWIMMING TICKETS	58.50
17/11/2017	EF055359	GEOGRAPHE PETROLEUM	FUEL SERVICES	15,379.34
17/11/2017	EF055360	AUSTRALIA POST	POSTAL SERVICE	5,032.21
17/11/2017	EF055361	AUSTRAL POOLS	SUBMERSIBLE PLASTIC WHEELCHAIR - GLC	2,630.94
17/11/2017	EF055362	NAS SECURITY PTY LTD	SECURITY SERVICES - CIC MONITORING	156.60
17/11/2017	EF055363	COLES	COUNCIL, GLC & STAFF REFRESHMENTS	576.50
17/11/2017	EF055364	CITY AND REGIONAL FUELS	FUEL SERVICES	5,416.88
23/11/2017	EF055365	HIF	HEALTH INSURANCE	229.40
23/11/2017	EF055366	PAY-PLAN PTY LTD	SALARY PACKAGING	20,947.23
23/11/2017	EF055367	RENTAL MANAGEMENT AUSTRALIA PTY LTD	RENTAL LEASE AGREEMENT	800.00
23/11/2017	EF055368	GR & LC CHRISTIAN	RENTAL LEASE AGREEMENT	1,200.00
23/11/2017	EF055369	AUSTRALIAN TAXATION OFFICE	PAYG TAXATION	203,104.00
23/11/2017	EF055370	AUSTRALIAN SERVICES UNION	UNION FEES	82.35
23/11/2017	EF055371	HBF HEALTH LIMITED	MEDICAL INSURANCE	527.55
23/11/2017	EF055372	LOCAL GOV'T RACE COURSE & CEMETERY EMPLOYEES	UNION FEES	440.76
23/11/2017	EF055373	DEPUTY CHILD SUPPORT REGISTRAR	SALARY DEDUCTIONS	803.12
23/11/2017	EF055374	CITY OF BUSSELTON-SOCIAL CLUB	SOCIAL CLUB REIMBURSEMENT	194.00
23/11/2017	EF055375	STAFF CHRISTMAS CLUB	PAYROLL DEDUCTIONS	4,267.18
22/11/2017	EF055376	CLICKSUPER PTY LTD	SUPERANNUATION	150,233.26
24/11/2017	EF055377	JAMES SPATH	STAFF REIMBURSEMENT - INTERNET ACCESS	79.95
24/11/2017	EF055378	SHARON WOODFORD-JONES	STAFF REIMBURSEMENT - TRAINING EXPENSES	829.87
24/11/2017	EF055379	CR. T BEST	COUNCILLOR REIMBURSEMENT	239.81
24/11/2017	EF055380	CR. J McCALLUM	COUNCILLOR REIMBURSEMENT	265.71
24/11/2017	EF055381	RICHARD MORRANT	REFUND ANIMAL TRAP BOND	100.00
24/11/2017	EF055382	BUSSELTON LAND & ESTATE AGENCY	REFUND OF RATE OVERPAYMENT	531.00
24/11/2017	EF055383	OCEAN AIR CARPET CARE	CLEANING SERVICES - VARIOUS BUILDINGS	4,391.75
24/11/2017	EF055384	CR. R REEKIE	COUNCILLOR REIMBURSEMENT	35.70
24/11/2017	EF055385	CR. R PAINE	COUNCILLOR REIMBURSEMENT	150.00
24/11/2017	EF055386	ALINTA ENERGY	ELECTRICITY SUPPLIES	47,597.42
24/11/2017	EF055387	PRO CONSTRUCT	CONSTRUCTION SERVICES - YOUTH BUILDING CLAIM # 11	62,580.00
24/11/2017	EF055388	KITCHEN TAKEOVERS	CATERING - VARIOUS MEETINGS	719.40

Date	Payment Ref.	Name	Description	Amount
24/11/2017	EF055389	SOUND PRO	EQUIPMENT HIRE	287.32
24/11/2017	EF055390	PAM GLOSSOP	STAFF REIMBURSEMENT - CATERING	100.00
24/11/2017	EF055391	CGEAR AUSTRALIA PTY LTD	CAMP SITE MATTING SUPPLIER - BJTP	5,817.20
24/11/2017	EF055392	ENGINEERING CONSULTANTS AUSTRALIA	ENGINEERING ADVICE - ADMIN BUILDING SOLAR POWER	1,760.00
24/11/2017	EF055393	HEATHER MCKERNAN	GLC REFUND - SWIM FEES	252.00
24/11/2017	EF055394	ASI JD MACDONALD	BABY CHANGE TABLE SUPPLIER - RAILWAY HOUSE	3,663.09
24/11/2017	EF055395	JOHN & MARGARET CALHOUN	REFUND HOLIDAY HOME APP. FEE - CANCELLED	364.00
24/11/2017	EF055396	REBECCA HAYNES	REFUND ANIMAL TRAP BOND	100.00
24/11/2017	EF055397	TRACY COTTON	INSTAGRAM PHOTOGRAPHY COMPETITION 1ST PRIZE	500.00
24/11/2017	EF055398	DAMIEN BOJAR	INSTAGRAM PHOTOGRAPHY COMPETITION MAYOR'S CHOICE PRIZE	250.00
24/11/2017	EF055399	WESTERN POWER CORPORATION	ELECTRICAL RELOCATION SERVICES - DUNSB. LAKES DRIVE	7,888.00
24/11/2017	EF055400	WEST OZ LINEMARKING	LINE MARKING SERVICES	2,303.40
24/11/2017	EF055401	COTAN PTY LTD	ENGINEERING SERVICES - VASSE OVAL, GLC POOL LINER	814.00
24/11/2017	EF055402	COLES	COUNCIL, GLC & STAFF REFRESHMENTS	208.33
24/11/2017	EF055403	BUSSELTON JETTY INC.	INSTAGRAM PHOTOGRAPHY COMPETITION "MOST LIKES" PRIZE	250.00
24/11/2017	EF055404	GEOGRAPH CYCLE CLUB	REFUND FACILITY HIRE BOND: UNDALUP ROOM	500.00
30/11/2017	EF055405	CANCELLED	PROCESSING ERROR - CANCELLED	0.00
24/11/2017	EF055406	INNOVEST CONSTRUCTION	CONSTRUCTION SERVICES - BARNARD PARK PAVILLION	6,528.12
24/11/2017	EF055407	BURKE AIR	AIR CONDITIONING SERVICES - AIRPORT TERMINAL REPAIRS	5,489.00
24/11/2017	EF055408	AUSTRALIAN LOCAL GOVERNMENT JOB DIRECTORY PTY LTD	ADVERTISING SERVICES - EMPLOYMENT	1,958.00
24/11/2017	EF055409	PARADISE MOTOR INN	REFUND ANIMAL TRAP BOND	100.00
24/11/2017	EF055410	HENDRIK BOSHOF	STAFF REIMBURSEMENT - TRAINING EXPENSES	65.00
24/11/2017	EF055411	CURTIN UNIVERSITY OF TECHNOLOGY	EMPLOYEE TRAINING SERVICES	833.00
24/11/2017	EF055412	OPTUS BILLING SERVICES PTY LTD	FIXED INTERNET ACCESS	487.19
30/11/2017	EF055413	DATA 3	COMPUTER SOFTWARE SUPPLIER	398.76
30/11/2017	EF055414	ELLIOTS IRRIGATION PTY LTD	IRON FILTER SERVICING	558.80
30/11/2017	EF055415	WALGA	WALGA TRAINING SERVICES	3,090.00
30/11/2017	EF055416	RED CHERRY DESIGN STUDIO	GRAPHIC DESIGN SERVICES - VARIOUS ADVERTISEMENTS	1,350.00
30/11/2017	EF055417	TRAFFIC FORCE	TRAFFIC MANAGEMENT SERVICES - VARIOUS	27,240.67
30/11/2017	EF055418	DUNSBOROUGH JUNIOR SOCCER CLUB INC	KIDSPORT VOUCHER	820.00
30/11/2017	EF055419	DEPARTMENT OF PREMIER & CABINET STATE LAW PUBLISH	GOVERNMENT GAZETTE ADVERTISING	1,007.72
30/11/2017	EF055420	UNITING CHURCH PARISH OF BUSSELTON	WORKSHOP RAG SUPPLIER	150.00
30/11/2017	EF055421	PAC FIRE	FIRE EQUIPMENT SUPPLIER	1,673.10
30/11/2017	EF055422	GOOD GUYS BUSSELTON	ELECTRICAL APPLIANCE SUPPLIER	230.00
30/11/2017	EF055423	INSTANT RACKING	SHELVING UNITS - MEELUP VOLUNTEER SHED	1,138.00
30/11/2017	EF055424	MULTICLEAN WA PTY LTD	CLEANING SERVICES - VARIOUS BUILDINGS	47,572.97
30/11/2017	EF055425	BUSSELTON HYDRAULIC SERVICES INC	HYDRAULIC SERVICES	418.81
30/11/2017	EF055426	SOUTH WEST ACADEMY OF SPORT	COMMUNITY BIDS 2017/2018	11,000.00
30/11/2017	EF055427	LEEWIN CIVIL PTY LTD	GRAVEL SUPPLY - CHAPMAN HILL RD	4,101.97
30/11/2017	EF055428	ADELPHI TAILORING COMPANY	PROTECTIVE CLOTHING & UNIFORM SUPPLIER	382.80

Date	Payment Ref.	Name	Description	Amount
30/11/2017	EF055429	BUSSELTON SURF LIFE SAVING CLUB	KIDSPORT VOUCHER	220.00
30/11/2017	EF055430	BUSSELTON CONTRACTING	VERGE SLASHING - VARIOUS LOCATIONS	1,710.00
30/11/2017	EF055431	PEOPLE SENSE PTY LTD	ERGONOMIC ASSESSMENT SERVICES	595.00
30/11/2017	EF055432	TARVIA PTY LTD	DECKING REPAIRS - SEYMOUR PARK, DUNSB.	745.80
30/11/2017	EF055433	DOWN SOUTH WINDOW TINT	WINDOW TINTING - BSN DEPOT GATE HOUSE	400.00
30/11/2017	EF055434	BUSSELTON NETBALL ASSOCIATION	CATERING - NETBALL CHAMPIONS 2 COUNTRY VISIT	220.00
30/11/2017	EF055435	JIGSAW SIGNS & PRINT	SIGNAGE SERVICES - VARIOUS	2,726.32
30/11/2017	EF055436	BUNBURY TRUCKS	PLANT PURCHASES / SERVICES / PARTS	1,430.46
30/11/2017	EF055437	STOCKER PRESTON	STRATA LEVY FEES & WATER CONSUMPTION	2,283.39
30/11/2017	EF055438	TINT A CAR BUSSELTON	WINDOW TINTING - ADMINISTRATION BUILDING	135.00
30/11/2017	EF055439	AR PLUMBING & GAS SERVICE	PLUMBING SERVICES - VARIOUS	1,612.60
30/11/2017	EF055440	C & S FERAL PEST SERVICES	PEST TRAPPING SERVICES - COUNTRY ROAD ESTATE	880.00
30/11/2017	EF055441	PRIME MEDIA GROUP	DOOPA DOG APPEARANCE - EMERGENCY SERVICES EXPO	352.00
30/11/2017	EF055442	PHOENIX FOUNDRY PTY LTD	MEMORIAL PLAQUES SUPPLIER	1,123.10
30/11/2017	EF055443	TOLL IPEC PTY LTD	COURIER SERVICES	25.05
30/11/2017	EF055444	FIRST CLASS TRAINING	EMPLOYEE TRAINING SERVICES	315.00
30/11/2017	EF055445	3E CONSULTING ENGINEERS PTY LTD	ELECTRICAL ENGINEERING DESIGN SERVICES - BSN FORESHORE	2,079.00
30/11/2017	EF055446	SOUTHERN HABITAT NURSERY	NURSERY SUPPLIES - PLANTS	3,234.00
30/11/2017	EF055447	LANDMARK PRODUCTS LTD	BIKE RACK SUPPLIER - ADMINISTRATION BUILDING	7,920.00
30/11/2017	EF055448	GMAS SWIMMING CLUB INC	KIDSPORT VOUCHERS	140.00
30/11/2017	EF055449	DEPARTMENT OF TRANSPORT	VEHICLE OWNERSHIP SEARCHES	395.30
30/11/2017	EF055450	LANDSAVE ORGANICS	COMPOST & LAWN BLEND SUPPLY - VARIOUS LOCATIONS	14,159.75
30/11/2017	EF055451	GROWING TOWARDS WELLNESS PTY LTD	FORESHORE REVEGETATION - WONNERUP & EAST BSN FORESHORES	1,804.00
30/11/2017	EF055452	PRIME SUPPLIES	SAFETY EQUIPMENT & HARDWARE	203.13
30/11/2017	EF055453	THERMO FISHER SCIENTIFIC	ODOUR LOGGER SUPPLIER - WASTE FACILITIES	3,539.86
30/11/2017	EF055454	BEACON EQUIPMENT	PLANT MAINTENANCE EQUIPMENT	168.00
30/11/2017	EF055455	PROFESSIONAL CABLING	CABLING SERVICES - VARIOUS LOCATIONS	22,220.00
30/11/2017	EF055456	ST JOHN AMBULANCE	EMPLOYEE TRAINING SERVICES	160.00
30/11/2017	EF055457	BRIDGESTONE	TYRE SERVICES	1,073.95
30/11/2017	EF055458	WA EXTERNAL SOLUTIONS	ROOF & GUTTER MAINTENANCE	865.00
30/11/2017	EF055459	HEATLEYS SAFETY & INDUSTRIAL	SAFETY EQUIPMENT & HARDWARE	5,728.84
30/11/2017	EF055460	TRANEN REVEGETATION SYSTEMS	WEED CONTROL - VARIOUS LOCATIONS	12,971.41
30/11/2017	EF055461	BUSSELTON BEARING SERVICES	BEARING SUPPLIES	2,968.84
30/11/2017	EF055462	LARRY PRICE	MOWER PARTS & SERVICE	236.50
30/11/2017	EF055463	MCLEODS BARRISTERS & SOLICITORS	LEGAL SERVICES	3,605.88
30/11/2017	EF055464	GEOGRAPHE FORD - BUSSELTON	VEHICLE PURCHASES / SERVICES / PARTS	828.00
30/11/2017	EF055465	VORGEE PTY LTD	PRO SHOP MERCHANIDISE - GLC	1,688.50
30/11/2017	EF055466	MACQUARIE EQUIPMENT RENTALS PTY LTD	LEASING PAYMENTS - COMPUTER EQUIPMENT	2,705.56
30/11/2017	EF055467	PAY-PLAN PTY LTD	SALARY PACKAGING	456.74
30/11/2017	EF055468	MCG ARCHITECTS PTY LTD	CONTRACT ADMINISTRATION - ADMIN BUILDING	2,926.00

Date	Payment Ref.	Name	Description	Amount
30/11/2017	EF055469	SAGE CONSULTING ENGINEERS PTY LTD	ROADWAY DESIGN SERVICES - MARINE TCE	4,499.00
30/11/2017	EF055470	ENVIRONEX INTERNATIONAL PTY LTD	POOL CHEMICALS FOR GLC	1,561.36
30/11/2017	EF055471	COMPLETE PORTABLES	PORTABLE TOILET HIRE	974.05
30/11/2017	EF055472	SCOPE BUSINESS IMAGING	ELECTRONIC EQUIPMENT SERVICE	192.50
30/11/2017	EF055473	COVS PARTS PTY LTD	AUTOMOTIVE PARTS	290.81
30/11/2017	EF055474	AUSTRALIAN PLANT WHOLESALERS	NURSERY SUPPLIES - PLANTS	272.80
30/11/2017	EF055475	FOUR POINTS BY SHERATON	ACCOMMODATION - TRAINING EXPENSES	466.00
30/11/2017	EF055476	CRANEFORD PLUMBING PTY LTD	PLUMBING SERVICES - VARIOUS	13,193.00
30/11/2017	EF055477	LUV A LOLLY	GLC CAFE SUPPLIES	171.25
30/11/2017	EF055478	BUKIDO TAIJUTSU	KIDSPORT VOUCHERS	1,130.00
30/11/2017	EF055479	CLEANING MADE EASY	CLEANING SERVICES - AGED HOUSING	180.00
30/11/2017	EF055480	VASSE ROYALS FOOTBALL CLUB	KIDSPORT VOUCHERS	520.00
30/11/2017	EF055481	DANIEL FRITCHLEY	DRAFTING SERVICES - VARIOUS PROJECTS	2,145.00
30/11/2017	EF055482	SOUTH WEST PRINTING & PUBLISHING	ADVERTISING SERVICES	630.00
30/11/2017	EF055483	JS ROADSIDE PRODUCTS	ROADSIDE PRODUCTS - GUIDE POSTS	10,231.65
30/11/2017	EF055484	MARGARET RIVER FENCING	FENCING SERVICES & MAINTENANCE - VARIOUS	13,176.41
30/11/2017	EF055485	GRACE RECORDS MANAGEMENT (AUSTRALIA) PTY LTD	STORAGE SERVICES	605.60
30/11/2017	EF055486	CHRIS SHEEDY PANEL & PAINT	PANEL REPAIRS & REPLACEMENT	500.00
30/11/2017	EF055487	SOUTH WEST EMPLOYEE ASSISTANCE PROGRAM	EMPLOYEE MEDICAL SERVICES	3,366.00
30/11/2017	EF055488	SUMMERS CONSULTING	MOSQUITO BREEDING MONITORING	2,953.50
30/11/2017	EF055489	GEOGRAPHE INDUSTRIAL SUPPLIES	INDUSTRIAL SUPPLIES	8.32
30/11/2017	EF055490	HOBSONS CARPET COURT	FURNISHINGS SERVICE - BLINDS FOR WASTE FACILITY DONGA	318.00
30/11/2017	EF055491	SOUTH WEST WINDSCREEN & GLASS	PLANT WINDSCREEN REPAIRS	1,119.80
30/11/2017	EF055492	PROTECTOR FIRE SERVICES	FIRE SERVICES - VARIOUS BUILDINGS	2,329.80
30/11/2017	EF055493	DUNWELDS	METAL WORK SERVICES - DUNSBOROUGH WASTE FACILITY	4,908.00
30/11/2017	EF055494	SEA CHANGE NEWS & GIFTS	LIBRARY RESOURCES - NEWSPAPERS	147.00
30/11/2017	EF055495	WESTSIDE TILT TRAY SERVICE	ABANDONED CAR REMOVAL	330.00
30/11/2017	EF055496	NATURAL AREA CONSULTING SERVICES	WEED CONTROL - MEELUP REGIONAL PARK	8,256.26
30/11/2017	EF055497	DUNSBOROUGH HARDWARE & HOME CENTRE	HARDWARE SERVICES	73.45
30/11/2017	EF055498	BUSSELTON HYUNDAI	VEHICLE PURCHASES / SERVICES / PARTS	378.99
30/11/2017	EF055499	EFAX AUSTRALIA	FAX SERVICE PROVIDER	0.11
30/11/2017	EF055500	OFFICEMAX AUSTRALIA LTD	STATIONERY SUPPLIES	1,518.54
30/11/2017	EF055501	BROADWATER FENCING	FENCING SERVICES & BIN POWDERCOATING - VARIOUS	6,479.00
30/11/2017	EF055502	ALPHA PEST ANIMAL SOLUTIONS	FOX CONTROL PROGRAM EXPENSES	75.00
30/11/2017	EF055503	ADVANCED DRIVEWAY SEALING	VARIOUS PRESSURE CLEANING	759.41
30/11/2017	EF055504	NAMES PLUS EMBROIDERY	EMBROIDERY SERVICES	74.00
30/11/2017	EF055505	GEO CABINETS	CARPENTRY SERVICES - AGED HOUSING	5,168.90
30/11/2017	EF055506	QUICK CORPORATE AUSTRALIA	STATIONERY AND OFFICE SUPPLIES	612.41
30/11/2017	EF055507	WAVES ENVIRONMENTAL PTY LTD	CONSULTANCY SERVICES - BUSSELTON GROUNDWATER INVESTIGATION	35,006.52
30/11/2017	EF055508	DYMOCKS - BUSSELTON	LIBRARY RESOURCES	272.88

Date	Payment Ref.	Name	Description	Amount
30/11/2017	EF055509	JIMS FIRST	HARDWARE SUPPLIES	619.90
30/11/2017	EF055510	DUNSBOROUGH MEDICAL CENTRE	EMPLOYEE MEDICAL SERVICES	191.05
30/11/2017	EF055511	BROADWATER MEDICAL CENTRE	EMPLOYEE MEDICAL SERVICES	2,178.00
30/11/2017	EF055512	BCP CIVIL & PLANT	PLANT HIRE & SAND SUPPLY - VARIOUS	14,861.55
30/11/2017	EF055513	BCP MATERIALS PTY LTD	SAND SUPPLY - VARIOUS LOCATIONS	9,657.12
30/11/2017	EF055514	BCP LIQUID WASTE	LIQUID WASTE SERVICES	2,669.65
30/11/2017	EF055515	BUSSELTON PSYCHOLOGY SERVICES	EMPLOYEE MEDICAL SERVICES	396.00
30/11/2017	EF055516	D MCKENZIE T/A LITORIA ECOSERVICES	WEED CONTROL - CARBUNUP RESERVE	1,144.00
30/11/2017	EF055517	SPYKER TECHNOLOGIES PTY LTD	CCTV PRODUCTS AND SERVICES - YCAB & ADMIN BUILDING	59,775.10
30/11/2017	EF055518	CANCELLED	PROCESSING ERROR - CANCELLED	0.00
30/11/2017	EF055519	NATURALISTE GLASS PTY LTD	GLASS REPAIRS AND MANUFACTURE - VARIOUS	4,052.62
30/11/2017	EF055520	STATEWIDE DOORS BUSSELTON	ROLLER DOOR REPLACEMENT & SERVICE - BUSSELTON DEPOT	6,595.00
30/11/2017	EF055521	KLEENHEAT NATURAL GAS	KOOKABURRA NATURAL GAS	767.25
30/11/2017	EF055522	COLIN WOODFORD CARPENTRY & FINE FURNITURE	CARPENTRY SERVICES - JETTY WAY	6,363.50
30/11/2017	EF055523	ROSE AND CROWN	ACCOMMODATION - EMPLOYEE TRAINING	731.80
30/11/2017	EF055524	KBR COMMERCIAL WA PTY LTD	COMMERCIAL KITCHEN EQUIPMENT - ADMIN BUILDING	127.05
30/11/2017	EF055525	WORK METRICS	HEALTH AND SAFETY SOFTWARE	110.00
30/11/2017	EF055526	COLES.COM.AU	STAFF REFRESHMENTS	1,444.56
30/11/2017	EF055527	BINDI NUTRITION PTY LTD	GLC CAFE SUPPLIES	498.75
30/11/2017	EF055528	GARAGE SALE TRAIL FOUNDATION	GARAGE SALE TRAIL MEMBERSHIP	5,500.00
30/11/2017	EF055529	MILENA DI LATTE	CATERING - BMRRRA	175.00
30/11/2017	EF055530	MARGARET RIVER BUSSELTON TOURISM ASSOCIATION	CRUISE SHIP VISITS & CLEANING CONTRIBUTIONS	3,777.66
30/11/2017	EF055531	PRIMARY LOGISTICS	LITTER COLLECTION - MEELUP REGIONAL PARK	1,654.40
30/11/2017	EF055532	THE URBAN COFFEE HOUSE	CATERING - VARIOUS MEETINGS	738.70
30/11/2017	EF055533	MARKETFORCE PTY LTD	ADVERTISING SERVICES - VARIOUS	5,899.62
30/11/2017	EF055534	ENPOINT	ENVIRONMENTAL CONSULTANCY - GROUNDWATER MONITORING	6,829.35
30/11/2017	EF055535	LOTIX FILTER CLEANING SERVICE	PLANT FILTER CLEANING SERVICE	353.72
30/11/2017	EF055536	ART INSTALL	ART TRANSPORT AND INSTALLATION - ARTGEO	640.00
30/11/2017	EF055537	NILFISK PTY LTD	VACCUUM EQUIPMENT SERVICING	1,072.50
30/11/2017	EF055538	TROPHIES ON TIME	NAME BADGE SUPPLIER	160.00
30/11/2017	EF055539	MORE CAFE	CATERING - ARTGEO EXHIBITION	250.50
30/11/2017	EF055540	KLEENIT PTY LTD	GRAFFITI REMOVAL - VARIOUS SITES	2,154.35
30/11/2017	EF055541	CALIBRE PROFESSIONAL SERVICES PTY LTD	ENGINEERING SERVICES - BUSSELTON ROAD NETWORKS UPGRADE	6,985.00
30/11/2017	EF055542	APP CORPORATION PTY LTD	PROJECT MANAGEMENT SERVICES - BMRRRA	36,125.46
30/11/2017	EF055543	TYRECYCLE PTY LTD	TYRE RECYCLING	3,352.13
30/11/2017	EF055544	STIHL SHOP DUNSBOROUGH	PLANT PURCHASES / SERVICES / PARTS	787.35
30/11/2017	EF055545	RIGHT FITNESS	FITNESS EQUIPMENT SERVICING	1,446.50
30/11/2017	EF055546	BARRY ALLEN ELECTRICAL SERVICES PTY LTD	ELECTRICAL SERVICES - ADMIN BUILDING, GOOSE CARPARK, NCC	22,555.39
30/11/2017	EF055547	BUSSELTON AUTO ELECTRICS	AUTO ELECTRICAL SERVICES	1,354.45
30/11/2017	EF055548	BUNBURY COFFEE MACHINES	COFFEE MACHINE LEASE & SUPPLIES - GLC	715.00

Date	Payment Ref.	Name	Description	Amount
30/11/2017	EF055549	BUSSELTON DUNSBOROUGH MAIL	ADVERTISING SERVICES - VARIOUS	2,245.75
30/11/2017	EF055550	GEOFF ALLISON	ASBESTOS REMOVAL - MEELUP REGIONAL PARK	495.00
30/11/2017	EF055551	SITEVISUALS	TIME LAPSE PHOTOGRAPHY - BMRA DEVELOPMENT	9,062.68
30/11/2017	EF055552	RIDER LEVETT BUCKNALL WA PTY LTD	QUANTITY SURVEY SERVICES - BMRA	4,400.00
30/11/2017	EF055553	JACOBS GROUP (AUSTRALIA) PTY LTD	CONSULTANCY SERVICES - YCAB	1,485.00
30/11/2017	EF055554	ABIGAIL COX	GLC CAFE SUPPLIES	96.00
30/11/2017	EF055555	PAUL ANDREWS TRUST	GLC CAFE SUPPLIES	118.80
30/11/2017	EF055556	TRUE TRACK TRUCK ALIGNING	WHEEL ALIGNMENT SERVICES	1,144.00
30/11/2017	EF055557	USCAPE GARDEN CENTRE	NURSERY SERVICES - POT PLANT SUPPLIES	146.80
30/11/2017	EF055558	DOUTH CONTRACTING	PROPERTY & GARDEN MAINTENANCE - AGED HOUSING	6,178.04
30/11/2017	EF055559	GLORIA HILL	WELCOME TO COUNTRY - GOVERNOR'S VISIT	200.00
30/11/2017	EF055560	LGISWA	WORKER COMPENSATION INSURANCE - WAGES ADJUSTMENT	10,926.41
30/11/2017	EF055561	REDFISH TECHNOLOGIES PTY LTD	AUDIO VISUAL SERVICES - YEARLY SUPPORT & MAINTENANCE	17,769.40
30/11/2017	EF055562	AL FORNO	CATERING - COUNCIL MEETING	700.00
30/11/2017	EF055563	KATIE GARNETT	EMPLOYEE WELLNESS PROGRAM	1,302.00
30/11/2017	EF055564	BOOMERS BASKETBALL CLUB	KIDSPORT VOUCHERS	200.00
30/11/2017	EF055565	HUMMINGBIRD BUSSELTON	CATERING - COMMUNITY MEETING	222.75
30/11/2017	EF055566	THREE CONSULTING PTY LTD	AIRLINE CONSULTANCY - BMRA INTERNATIONAL FREIGHT STUDY	14,850.00
30/11/2017	EF055567	CAPE SHADES	SHADE SAILS REPAIR & REPLACEMENT - VARIOUS PARKS	8,479.20
30/11/2017	EF055568	CORSIGN WA PTY LTD	SINGAGE AND TRAFFIC ACCESSORIES	1,855.70
30/11/2017	EF055569	EZY2C	GPS TRACKING SOLUTIONS - YEARLY SUBSCRIPTION	460.90
30/11/2017	EF055570	GEOGRAPHE COMMUNITY LANDCARE NURSERY	NURSERY SUPPLIES - PLANTS	4,900.00
30/11/2017	EF055571	DIVERSE PLUMBING AND GAS	PLUMBING AND GASFITTING	240.90
30/11/2017	EF055572	SEE CLEARLY NOW PTY LTD	LIFEGUARD TRAINING	2,145.00
30/11/2017	EF055573	LSV BORRELLO LAWYERS	LEGAL ADVICE	17,370.10
30/11/2017	EF055574	BUSSELTON SHEDS PLUS	RETICULATION SHED - BUSSELTON AIRPORT	7,130.00
30/11/2017	EF055575	PRESTIGE AUTO & CANVAS	PLANT PURCHASES / SERVICES / PARTS	242.00
30/11/2017	EF055576	GEOGRAPHE EXCAVATION AND UNDERGROUND POWER	DIRECTIONAL DRILLING - VARIOUS	6,105.00
30/11/2017	EF055577	WELL DONE INTERNATIONAL PTY LTD	AFTERHOURS CALL CENTRE SERVICE	2,651.33
30/11/2017	EF055578	STALEY FOOD & PACKAGING	CLEANING CONSUMABLES	9,671.47
30/11/2017	EF055579	TRUCK CENTRE (WA) PTY LTD	VEHICLE PARTS & SERVICE	1,200.91
30/11/2017	EF055580	BAY SIGNS	SIGNAGE SERVICES	485.00
30/11/2017	EF055581	DUNSBOROUGH & DISTRICTS WATER CARTAGE	WATER CARTAGE SERVICES - RENDEZVOUS RD PROPERTIES	6,732.00
30/11/2017	EF055582	TAS'S BAKERY	CATERING - FIRE BRIGADES	478.80
30/11/2017	EF055583	FYFE PTY LTD	CONTAMINATED LAND AUDITOR SERVICES	11,000.00
30/11/2017	EF055584	BUSSELTON REWINDS	PLANT PURCHASES/SERVICES / PARTS	170.50
30/11/2017	EF055585	ESPRESSO ESSENTIAL (WA) PTY LTD	COFFEE MACHINE SERVICE & SUPPLIES - BSN & DUNSB. LIBRARIES	858.72
30/11/2017	EF055586	GSR LASER TOOLS	CONSTRUCTION SURVEY INSTRUMENTS	698.50
30/11/2017	EF055587	INSTITUTE OF BUILDING TECHNOLOGY WESTERN AUSTRALIA	EMPLOYEE EDUCATION AND TRAINING	1,105.83
30/11/2017	EF055588	GEOBOX PTY LTD	VEHICLE CAMERAS - MONTHLY SERVICE FEES	198.00

Date	Payment Ref.	Name	Description	Amount
30/11/2017	EF055589	HARVEY NORMAN AV/IT SUPERSTORE BUSSELTON	HAND HELD RADIO SUPPLIER	234.00
30/11/2017	EF055590	TAMMEX PTY LTD	WIDE FORMAT PLOTTER PAPER	372.80
30/11/2017	EF055591	ROAD SIGNS AUSTRALIA	SIGNAGE SUPPLIES - WASTE FACILITIES	1,334.30
30/11/2017	EF055592	TENDERLINK.COM	TENDER ADVERTISING	495.00
30/11/2017	EF055593	KITCHEN WORKS	GIFTS & VOUCHERS	400.00
30/11/2017	EF055594	SOUTH WEST CONCRETE CUTTING & DRILLING	CORE DRILLING - BSN JETTY PRECINCT	357.28
30/11/2017	EF055595	HITACHI CONSTRUCTION MACHINERY	SERVICES / PARTS	2,949.39
30/11/2017	EF055596	DEPARTMENT OF WATER AND ENVIRONMENTAL REGULAT	ENVIRONMENTAL SERVICES - ANNUAL DWER LICENCE	1,068.00
30/11/2017	EF055597	AQUAVIVA CATERING	CATERING - COUNCIL	1,915.00
30/11/2017	EF055598	SPICE ODYSSEY	CATERING - COUNCIL DINNER	450.00
30/11/2017	EF055599	VITACO HEALTH AUSTRALIA PTY LTD	GLC CAFE SUPPLIES	183.59
30/11/2017	EF055600	PRESTIGE PROJECT GROUP PTY LTD	INDOOR POOL LINER REPLACEMENT - GLC SEPERABLE PORTION 1	173,115.80
30/11/2017	EF055601	FIRESTATION	CATERING - GLC	182.00
30/11/2017	EF055602	COATES CIVIL CONSULTING P/L	CIVIL ENGINEERING CONSULTING SERVICES - YELVERTON RD	2,200.00
30/11/2017	EF055603	WIDEBAND NETWORKS PTY LTD	NBN BROADBAND	4,603.73
30/11/2017	EF055604	SOUTHERN AIR REFRIGERATION AIRCONDITIONING	AIRCONDITIONING MAINTENANCE - BMRRRA	1,289.20
30/11/2017	EF055605	BAYTHE LINEN AND LAUNDRY	SUPPLY OF CLEAN LINEN	854.96
30/11/2017	EF055606	TINT CITY	WINDOW TINTING CHANGES - MEETING POD	4,097.50
30/11/2017	EF055607	JASCON SOLUTIONS PTY LTD	UAW SURVEYS - VARIOUS	2,067.36
30/11/2017	EF055608	FRESH AS	GLC CAFE SUPPLIES	377.20
30/11/2017	EF055609	PRECISION SILICONE & SEALING	SEALING OF PATHWAYS - MARINE TCE, POSSUM PARK, JETTY WAY	1,381.85
30/11/2017	EF055610	REVOLUTION APPS PTY LTD	COMPOST BINS - COMMUNITY ORDER FULFILMENT	485.45
30/11/2017	EF055611	ADVANCED DRIVEWAY SEALING	CONCRETE SEALING - VARIOUS, HIGH PRESSURE CLEANING	1,039.20
30/11/2017	EF055612	WILD AND WOODS CAFE	CATERING - BUSHFIRE BRIGADE	11.50
30/11/2017	EF055613	JEREMY SCOTT	AUTHOR PRESENTATION - BUSSELTON LIBRARY	150.00
30/11/2017	EF055614	PRIME MEDIA GROUP LTD	ADVERTISING SERVICES - VARIOUS	4,670.60
30/11/2017	EF055615	SONGFEST INCORPORATED	2017 GRANT FUNDING - SONGFEST	2,500.00
30/11/2017	EF055616	BEACHSIDE BUILDING & MAINTENANCE	CARPENTRY WORKS - BSN DEPOT GATEHOUSE, NCC VANDALISM REPAIRS	7,514.00
30/11/2017	EF055617	BLUEFOCUS HOLDINGS PTY LTD	TARPAULIN SUPPLIER	2,734.05
30/11/2017	EF055618	PC AUSTRALASIA PTY LTD	FIRE FIGHTING FOAM	4,379.76
30/11/2017	EF055619	WA HYDROMULCH PTY LTD	DUST SUPPRESSION SERVICES - LAYMAN RD	2,002.00
30/11/2017	EF055620	OVERFLOW INDUSTRIAL PTY LTD	DESIGN & CONSTRUCTION - LEACHATE SYSTEM DUNSB. WASTE FACILITY	7,469.00
30/11/2017	EF055621	BARNARD PARK SPORTS ASSOCIATION	CANTEEN GIFT VOUCHERS - BARNARD PARK OPENING	200.00
30/11/2017	EF055622	OFFICEWORKS	STATIONERY SUPPLIER	79.73
30/11/2017	EF055623	BENS BOBCAT SERVICE	BOBCAT SERVICES - BMRRRA RETIC SHED	220.00
30/11/2017	EF055624	I SUPPORT LOCAL	ADVERTISING - ARTGEO	99.00
30/11/2017	EF055625	DOWN SOUTH DUSTLESS BLASTING	SAND BLASTING SERVICES - OLD JETTY TRAIN	638.00
30/11/2017	EF055626	AMBERGATE PLUMBING	PLUMBING SERVICES - VARIOUS	12,400.07
30/11/2017	EF055627	MIDWEST AERO MEDICAL SERVICES PTY LTD	EMPLOYEE MEDICAL SERVICES	327.91
30/11/2017	EF055628	RID AUSTRALIA	INSECT REPELLANT	1,159.40

Date	Payment Ref.	Name	Description	Amount
30/11/2017	EF055629	ALAN LOWE	REFUND OF ANIMAL REGISTRATION - NOW STERILISED	75.00
30/11/2017	EF055630	CSSTECH GROUP PTY LTD	ICT SUPPORT SERVICES	1,320.00
30/11/2017	EF055631	BRAD BROOKSBY	TRAFFIC CONSULTING - LUDLOW PARK RD	2,640.00
30/11/2017	EF055632	SPENCER SIGNS	SIGNAGE SERVICES - ADMINISTRATION BUILDING	3,434.75
30/11/2017	EF055633	FOAM SALES	GYM SUPPLIES - NCC	26.20
30/11/2017	EF055634	OPRA AUSTRALIA PTY LTD	PSYCHOMETRIC ASSESSMENT SERVICES	715.00
30/11/2017	EF055635	ROYAL LIFE SAVING SOCIETY - AUSTRALIA	GSPO RENEWAL	99.00
30/11/2017	EF055636	WESTERN AUSTRALIAN REGIONAL CAPITALS ALLIANCE INC	2017/18 WARCA MEMBERSHIP FEE	9,350.00
30/11/2017	EF055637	CORNERSTONE BASKETBALL CLUB	KIDSPORT VOUCHERS	935.50
30/11/2017	EF055638	LOIS BUCKERIDGE	REFUND OF ANIMAL REGISTRATION - NOW STERILISED	150.00
30/11/2017	EF055639	W WINTER & S REYNOLDS	REFUND OF ANIMAL REGISTRATION - NOW STERILISED	150.00
30/11/2017	EF055640	MEG DELAHOY	EMPLOYEE MEDICAL SERVICES	60.00
30/11/2017	EF055641	ARROW BRONZE	MEMORIAL PLAQUES SUPPLIER	1,415.90
30/11/2017	EF055642	STEWART & HEATON CLOTHING CO PTY LTD	PROTECTIVE CLOTHING SUPPLIER	2,344.79
30/11/2017	EF055643	PK COURIERS	COURIER SERVICES	386.10
30/11/2017	EF055644	DOTS POTS & OFFICE FURNITURE	OFFICE FURNITURE SUPPLIER	1,363.00
30/11/2017	EF055645	BUSSELTON TOYOTA	VEHICLE PURCHASES / SERVICES / PARTS	610.09
30/11/2017	EF055646	BELL FIRE EQUIPMENT CO	FIRE EQUIPMENT SUPPLIER	2,112.00
30/11/2017	EF055647	BOC GASES AUSTRALIA LTD	GAS SERVICES	19.20
30/11/2017	EF055648	CJD EQUIPMENT PTY LTD	PLANT PURCHASES / SERVICES / PARTS	168.03
30/11/2017	EF055649	COMMERCIAL CLEANING EQUIPMENT	CLEANING EQUIPMENT SUPPLIER	763.40
30/11/2017	EF055650	DAVID GRAY & CO	GARBAGE BINS & PARTS SUPPLIER	671.00
30/11/2017	EF055651	COMPUTER WEST	COMPUTER EQUIPMENT SUPPLIER	3,596.90
30/11/2017	EF055652	AC FORSTER & SON	PLUMBING SERVICES - VARIOUS	2,344.30
30/11/2017	EF055653	FENNESSY'S	VEHICLE PURCHASES / SERVICES / PARTS	1,184.02
30/11/2017	EF055654	FORPARK AUSTRALIA	PLAYGROUND EQUIPMENT SUPPLIER	3,091.00
30/11/2017	EF055655	CHADSON ENGINEERING	POOL TESTING EQUIPMENT - GLC	122.10
30/11/2017	EF055656	GROCK GLASS	DOOR SERVICES - DISABILITY COMPLIANT DOOR VASSE PAVILLION	2,851.00
30/11/2017	EF055657	GEOGRAPHE TIMBER & HARDWARE	HARDWARE SUPPLIES	2,003.37
30/11/2017	EF055658	SOUTHERN LOCK & SECURITY	PADLOCK & KEY SUPPLIES - VARIOUS	3,153.25
30/11/2017	EF055659	TREVORS CARPETS BUSSELTON	FLOOR COVERING SERVICE - AGED HOUSING	2,838.00
30/11/2017	EF055660	DUCHESS MEDICAL PRACTICE	EMPLOYEE MEDICAL SERVICES	224.10
30/11/2017	EF055661	MALATESTA ROAD PAVING & HOTMIX	ROAD HOTMIX / PAVING SERVICES - VARIOUS	82,948.40
30/11/2017	EF055662	BUCHER MUNICIPAL PTY LTD	ENGINEERING - PLANT SPARES & SERVICING	5,222.58
30/11/2017	EF055663	NICHOLLS MACHINERY	PLANT PURCHASES / SERVICES / PARTS	5,186.58
30/11/2017	EF055664	ROYAL LIFE SAVING SOCIETY - WESTERN AUSTRALIA	LIFE SAVING TRAINING SERVICES	93.50
30/11/2017	EF055665	LANDGATE CUSTOMER ACCOUNT	LAND INFORMATION AND TITLE SEARCHES	468.89
30/11/2017	EF055666	HANSON CONST. MATERIALS PTY LTD	CONCRETE SERVICES - VARIOUS FOOTPATH WORKS	1,263.24
30/11/2017	EF055667	RAECO INTERNATIONAL PTY LTD	LIBRARY RESOURCES	157.08
30/11/2017	EF055668	DELRON CLEANING BUSSELTON	BBQ CLEANING - VARIOUS LOCATIONS	12,303.35

Date	Payment Ref.	Name	Description	Amount
30/11/2017	EF055669	SOUTH WEST STEEL PRODUCTS	STEEL PRODUCTS SUPPLIER	126.75
30/11/2017	EF055670	SPORTSPOWER	SPORT EQUIPMENT SUPPLIER	176.00
30/11/2017	EF055671	SOUTH WEST MACHINING CENTRE	BOLLARD MANUFACTURE - BUSSELTON FORESHORE	32,716.42
30/11/2017	EF055672	ERS AUSTRALIA PTY LTD	MAINTENANCE PARTS WASHER	936.10
30/11/2017	EF055673	AMD CHARTERED ACCOUNTANTS	ACCOUNTANCY SERVICES	1,056.00
30/11/2017	EF055674	BUSSELTON RETRAVISION	ELECTRICAL APPLIANCE SUPPLIER	632.00
30/11/2017	EF055675	LANDGATE (VALUER GENERAL'S OFFICE)	LAND VALUATIONS	2,113.41
30/11/2017	EF055676	STATE LIBRARY OF WESTERN AUSTRALIA	LIBRARY RESOURCES	99.00
30/11/2017	EF055677	PENDREY AGENCIES P/L	CHEMICAL / RURAL & LANDSCAPING SUPPLIES - VARIOUS	10,496.97
30/11/2017	EF055678	WINC AUSTRALIA PTY LTD	STATIONERY SUPPLIER	1,350.21
30/11/2017	EF055679	BUSSELTON MOTORS (MITSUBISHI/MAZDA)	VEHICLE PURCHASES / SERVICES / PARTS	3,244.82
30/11/2017	EF055680	COURIER AUSTRALIA	COURIER SERVICES	357.94
30/11/2017	EF055681	THINK WATER DUNSBOROUGH	RETICULATION SERVICES & SUPPLIES - VARIOUS	5,323.51
30/11/2017	EF055682	DUNSBOROUGH BOBCAT SERVICE	EARTHMOVING & BOBCAT HIRE - VARIOUS WORKS	5,247.00
30/11/2017	EF055683	PRO-LINE KERBING	KERBING SERVICES - COATES ST, COSTELLO RD, GUERIN ST	8,290.92
30/11/2017	EF055684	ROD'S AUTO ELECTRICS	AUTO ELECTRICAL SERVICES	60.78
30/11/2017	EF055685	OTIS ELEVATOR COMPANY PTY LTD	ELEVATOR REPAIRS & COMPLIANCE WORKS - ADMIN BUILDING	6,391.00
30/11/2017	EF055686	SW PRECISION PRINT	PRINTING SERVICES	194.00
30/11/2017	EF055687	PRESTIGE PRODUCTS	HOSPITALITY & CLEANING EQUIPMENT SUPPLIER - ADMIN BUILDING	2,024.44
30/11/2017	EF055688	SOUTH WEST ISUZU	PLANT PURCHASES / SERVICES / PARTS	326.80
30/11/2017	EF055689	ESPLANADE HOTEL - FREMANTLE	ACCOMMODATION - EMPLOYEE TRAINING	617.00
30/11/2017	EF055690	BLACKWOODS	FLEET CONSUMABLES & MAINTENANCE PARTS	1,239.34
30/11/2017	EF055691	REPCO AUTO PARTS	PLANT PURCHASES / SERVICES / PARTS	196.90
30/11/2017	EF055692	ACTIV FOUNDATION INC	SHREDDING, RESERVE MAINTENANCE, PAPER FOLDNG	28,502.43
30/11/2017	EF055693	BUSSELTON PEST & WEED CONTROL	PEST AND WEED CONTROL SERVICES - VARIOUS	75,806.75
30/11/2017	EF055694	ALL BUSSELTON GAS & PLUMBING SERVICE	PLUMBING SERVICES - AGED HOUSING	5,466.85
30/11/2017	EF055695	MILDWATERS ELECTRICAL	ELECTRICAL SERVICES	526.35
30/11/2017	EF055696	BUSSELTON MULTI SERVICE	ENGRAVING SERVICES	159.50
30/11/2017	EF055697	WESTRAC EQUIPMENT P/L	PLANT PURCHASES / SERVICES / PARTS	3,254.34
30/11/2017	EF055698	BUSSELTON BUILDING PRODUCTS	BUILDING PRODUCT SUPPLIER	1,643.07
30/11/2017	EF055699	LAWRENCE & HANSON	HARDWARE & SAFETY EQUIPMENT SUPPLIER	2,105.88
30/11/2017	EF055700	B & B STREET SWEEPING	STREET SWEEPING SERVICE	42,200.74
30/11/2017	EF055701	WORK CLOBBER	PROTECTIVE CLOTHING SUPPLIER	4,393.45
30/11/2017	EF055702	AMITY SIGNS	SIGNAGE SERVICES - VARIOUS	1,624.15
30/11/2017	EF055703	DEPARTMENT OF FIRE AND EMERGENCY SERVICES	EMERGENCY SERVICES LEVY QUARTER 2, REPLACEMENT OF HALE PUMP	661,015.57
30/11/2017	EF055704	CANCELLED	PROCESSING ERROR - CANCELLED	0.00
30/11/2017	EF055705	BSEWA	ELECTRICAL SERVICES - VARIOUS	25,646.78
30/11/2017	EF055706	KLEENHEAT GAS	GAS SERVICES	341.55
30/11/2017	EF055707	K W KEALLEY	SUPPLY TIMBER PHOTO FRAME	240.00
30/11/2017	EF055708	BUNNINGS BUILDING SUPPLIES	HARDWARE SUPPLIES	6,318.05

Date	Payment Ref.	Name	Description	Amount
30/11/2017	EF055709	CEMETERIES & CREMATORIA ASSOCIATION OF WA INC.	MEMBERSHIP	120.00
30/11/2017	EF055710	RUBEK AUTOMATIC DOORS	AUTOMATIC DOOR SERVICES - BUSSELTON LIBRARY	1,265.00
30/11/2017	EF055711	ELLENBY TREE FARM PTY LTD	NURSERY SUPPLIES - NORFOLK PINES	2,238.50
30/11/2017	EF055712	CANCELLED	PROCESSING ERROR - CANCELLED	0.00
30/11/2017	EF055713	LGIS	INSURANCE SERVICES	3,068.77
30/11/2017	EF055714	BENARA NURSERY	NURSERY SUPPLIES - PLANTS	12,676.90
30/11/2017	EF055715	BUSSELTON REFRIGERATION & AIRCONDITIONING	REFRIGERATION/AIR CONDITIONING SERVICES - VARIOUS	14,680.00
30/11/2017	EF055716	CAMPBELLS	GLC CAFE SUPPLIES	511.79
30/11/2017	EF055717	SOUTHWEST TYRE SERVICE	PLANT TYRE SUPPLIER / REPAIRER	14,188.75
30/11/2017	EF055718	COATES HIRE	HIRE EQUIPMENT SERVICES	507.14
30/11/2017	EF055719	DAVID MILDWATERS ELECTRICAL	ELECTRICAL SERVICES - VARIOUS	10,236.32
30/11/2017	EF055720	BULLIVANTS PTY LTD	WORKSHOP EQUIPMENT SUPPLIER	2,640.94
30/11/2017	EF055721	A D COOTE & CO	LIGHT POLE SUPPLIES - BUSSELTON JETTY PRECINCT	18,218.00
30/11/2017	EF055722	CHUBB FIRE & SECURITY PTY LTD	FIRE EQUIPMENT SERVICES	36.30
30/11/2017	EF055723	MINTER ELLISON LAWYERS	LEGAL SERVICES	4,944.50
30/11/2017	EF055724	DIAL BEFORE YOU DIG	CABLE LOCATION SERVICE	1,335.62
30/11/2017	EF055725	BUSSELTON PRINT IT	PRINTING SERVICES - COMMERCIAL BIN STICKERS	1,470.00
30/11/2017	EF055726	METROCOUNT	CYCLE COUNTER UPGRADES - CONNECT TO SOLAR	1,496.00
30/11/2017	EF055727	CARDNO (WA) PTY LTD	CONSULTANCY SERVICES - CELL RAMP BSN TRANSFER STATION	3,847.53
30/11/2017	EF055728	ACROMAT	SPORT EQUIPMENT SUPPLIER	321.20
30/11/2017	EF055729	BUSSELTON CHAMBER OF COMMERCE (INC)	GRANT AGREEMENT FUNDING	27,500.00
30/11/2017	EF055730	TECHNOLOGY ONE LIMITED	SOFTWARE SERVICES	6,714.55
30/11/2017	EF055731	GARRARD'S PTY LTD	PEST CONTROL SUPPLIES	28,600.00
30/11/2017	EF055732	SOUTHERN MACHINING & MAINTENANCE	PLANT MAINTENANCE SERVICES	203.50
30/11/2017	EF055733	ELITE POOL COVERS PTY LTD	POOL SERVICES - GLC	293.00
30/11/2017	EF055734	SOILS AINT SOILS	NURSERY SUPPLIES - LATERITE	1,680.00
30/11/2017	EF055735	CARBONE BROS PTY LTD	GRAVEL & LIMESTONE SUPPLY / CARTAGE - VARIOUS LOCATIONS	12,112.82
30/11/2017	EF055736	BUSSELTON WELDING SERVICES	WELDING SERVICES	104.50
30/11/2017	EF055737	FLOWERS ON PRINCE	FLOWERS AND GIFTS	301.50
30/11/2017	EF055738	ECONOMIC DEVELOPMENT AUSTRALIA (EDA)	EMPLOYEE MEMBERSHIP / TRAINING SERVICES	400.00
30/11/2017	EF055739	DUNSBOROUGH & DISTRICTS PROGRESS ASSOC INC.	GRANT FUNDING 2017 - HANNAY LANE STREET PARTY	2,200.00
30/11/2017	EF055740	D W & S V ROBERTS	CONCRETE SERVICES - MILNE ST PAVILLION	5,439.30
30/11/2017	EF055741	CLEANAWAY	WASTE MANAGEMENT SERVICES	71,173.74
30/11/2017	EF055742	ASB MARKETING PTY LTD	MOSQUITO EDUCATION PRODUCTS	1,111.00
30/11/2017	EF055743	REECE PTY LIMITED	PLUMBING SUPPLIES	328.99
30/11/2017	EF055744	AUTO ONE	PLANT PURCHASES / SERVICES / PARTS	4,620.81
30/11/2017	EF055745	RICOH BUSINESS CENTRE	OFFICE EQUIPMENT SERVICES - PHOTOCOPYING	8,837.10
30/11/2017	EF055746	HEAVY AUTOMATICS	PLANT PURCHASES / SERVICES / PARTS	547.80
30/11/2017	EF055747	AUSTRALIAN INSTITUTE OF MANAGEMENT	EMPLOYEE TRAINING SERVICES	568.00
30/11/2017	EF055748	WREN OIL	WASTE OIL SERVICES	286.00

Date	Payment Ref.	Name	Description	Amount
30/11/2017	EF055749	SPORTSWORLD OF WA	GLC PRO SHOP SUPPLIES	130.35
30/11/2017	EF055750	BEILBY CORPORATION PTY LTD	CONSULTING FEES - HUMAN RESOURCES	5,456.00
30/11/2017	EF055751	CROSS SECURITY SERVICES	SECURITY SERVICES - VARIOUS BUILDINGS	7,614.10
30/11/2017	EF055752	BURKE AIR	AIR CONDITIONING SERVICES - VARIOUS	2,932.60
30/11/2017	EF055753	LGA (WA) PTY LTD	MAINTENANCE SERVICES - MEETING POD BALUSTRADE	8,313.01
30/11/2017	EF055754	COCA COLA - AMATIL PTY LTD	GLC KIOSK PURCHASES	2,348.85
30/11/2017	EF055755	ART ON THE MOVE	EXHIBITION LOAN FEE - ARTGEO	3,025.00
30/11/2017	EF055756	LOCK AROUND THE CLOCK	SECURITY SERVICES - VARIOUS LOCK AND KEY REPAIRS	2,027.50
30/11/2017	EF055757	SURVCON PTY LTD	SURVEY SERVICES - VARIOUS LOCATIONS	5,343.25
30/11/2017	EF055758	GANNAWAYS CHARTER AND TOURS	BUS HIRE SERVICE	329.00
30/11/2017	EF055759	LEEWIN TRANSPORT	COURIER SERVICES	1,494.89
30/11/2017	EF055760	FOXTEL CABLE TELEVISION PTY LTD	CABLE TV SUBSCRIPTION - GLC	210.00
30/11/2017	EF055761	GRASSIAS TURF MANAGEMENT	CRICKET PITCH MANAGEMENT SERVICES - BARNARD & BOVELL PARKS	7,800.00
30/11/2017	EF055762	HERBERT SMITH FREEHILLS	LEGAL SERVICES	7,308.27
30/11/2017	EF055763	GEOGRAPHE SAWS AND MOWERS	PLANT PURCHASES / SERVICES / PARTS	4,814.20
30/11/2017	EF055764	SAFE & SURE SECURITY PTY LTD	SECURITY SERVICES - ALARM OCCURANCES	2,530.00
30/11/2017	EF055765	DUNSBOROUGH YALLINGUP CHAMBER OF COMMERCE & I	GRANT AGREEMENT FUNDING	14,300.00
30/11/2017	EF055766	STRATAGREEN	NURSERY SUPPLIES - TREE RINGS	3,928.23
30/11/2017	EF055767	LD TOTAL	LANDSCAPING SERVICES - VARIOUS	48,509.05
30/11/2017	EF055768	TOTAL HORTICULTURAL SERVICES	LANDSCAPING SERVICES - VARIOUS	40,336.82
30/11/2017	EF055769	VINEPOWER MARGARET RIVER PTY LTD	WEED CONTROL - VARIOUS LOCATIONS	8,260.10
30/11/2017	EF055770	EXECUTIVE MEDIA PTY LTD	ADVERTISING	950.00
30/11/2017	EF055771	GUMPTION PTY LTD	DESIGN SERVICES - 2016/17 ANNUAL REPORT	1,678.00
30/11/2017	EF055772	BDA TREE LOPPING	TREE LOPPING & VERGE PRUNING SERVICES - VARIOUS LOCATIONS	66,560.10
30/11/2017	EF055773	BAY CABINETS	FURNITURE PRODUCT SUPPLIER - VARIOUS CITY BUILDINGS	8,074.00
30/11/2017	EF055774	CONNELL CRETE	CONCRETE SERVICES - BMRA	15,096.40
30/11/2017	EF055775	TRADE HIRE	PLANT HIRE & EQUIPMENT SERVICES	4,714.80
30/11/2017	EF055776	DOOR HARDWARE SOLUTIONS	HARDWARE SUPPLIES	473.00
30/11/2017	EF055777	ALLOY & STAINLESS PRODUCTS PTY LTD	PLANT PURCHASES / SERVICES / PARTS	197.56
30/11/2017	EF055778	RMS (AUST) PTY LTD	SOFTWARE SERVICES	2,481.60
30/11/2017	EF055779	CAPE RURAL CONTRACTING	FIRE CONTROL SERVICES - SLASHING VARIOUS LOCATIONS	25,780.00
30/11/2017	EF055780	EXTERIA	BIN SURROUND & BEACH SHOWER SUPPLIER	16,000.60
30/11/2017	EF055781	PRIME EARTHMOVING BUSSELTON	GRADER HIRE - VARIOUS ROAD MAINTENANCE	4,235.00
30/11/2017	EF055782	AMBERGATE PLUMBING	PLUMBING SERVICES - VARIOUS	900.02
30/11/2017	EF055783	BLACKWOOD TANK SERVICES	WATER TANK RELOCATION - BMRA	2,630.00
30/11/2017	EF055784	BROADWATER BRICK PAVING	PAVING SERVICES & BLOCKWORK - BSN FORESHORE PLAYGROUND	6,026.00
30/11/2017	EF055785	TROY MURRAY	REFUND OF ANIMAL REGISTRATION - NOW STERILISED	150.00
30/11/2017	EF055786	ARUP PTY LTD	CONSULTANCY SERVICES - LANDSIDE DESIGN SERVICES BMRA	164,298.20
30/11/2017	EF055787	SHORE COASTAL PTY LTD	COASTAL MANAGEMENT PROGRAM & ADVICE	19,885.25
30/11/2017	EF055788	DELL AUSTRALIA PTY LTD	COMPUTER EQUIPMENT SUPPLIER	54,862.45

Date	Payment Ref.	Name	Description	Amount
30/11/2017	EF055789	STRATEGEN ENVIRONMENTAL CONSULTANTS PTY LTD	CONSULTANCY - STRATEGIC NETWORK CORRIDORS ENV. APPROVALS	50,291.56
30/11/2017	EF055790	PAVING PEOPLE	PAVING SERVICES - GLC & NCC	2,051.50
30/11/2017	EF055791	HIP POCKET WORK WEAR AND SAFETY	UNIFORMS & PROTECTIVE CLOTHING	4,499.83
30/11/2017	EF055792	PHYSIO SOUTHWEST	EMPLOYEE WELLNESS PROGRAM	1,104.00
30/11/2017	EF055793	NEVERFAIL SPRINGWATER LTD	WATER REFILL SERVICE - DUNSB. WASTE FACILITY	360.15
30/11/2017	EF055794	PFD FOOD SERVICES PTY LTD	GLC CAFE SUPPLIES	985.65
30/11/2017	EF055795	T-QUIP	MOWER PARTS & SERVICE	1,798.70
30/11/2017	EF055796	LOCAL GOVERNMENT PROFESSIONALS AUSTRALIA (WA DIV)	TRAINING SERVICES	3,850.75
				5,445,501.54

INTERNAL PAYMENT VOUCHERS - NOVEMBER 2017

2/11/2017	DD003289	FINES ENFORCEMENT REGISTRY	TRAFFIC, CAMPING, ANIMAL, BUSH FIRE & LITTER INFRINGEMENTS	3,658.00
31/10/2017	DD003290	CALTEX AUSTRALIA PETROLEUM PTY LTD	FUEL SERVICES	63,558.85
1/11/2017	DD003291	LES MILLS ASIA PACIFIC	CONTRACT PROGRAM FEES - GLC	735.21
1/11/2017	DD003292	LES MILLS ASIA PACIFIC	CONTRACT PROGRAM FEES - NCC	551.41
1/11/2017	DD003293	C KUZMANOVICH & OTHERS	CORRECTION OF BPOINT PAYMENT - REFUND RATE OVERPAYMENT	756.82
1/11/2017	DD003294	ANZ BANK	BANK FEES	2,668.32
1/11/2017	DD003295	ANZ BANK	BANK FEES	193.34
1/11/2017	DD003296	J & S BRAME	CORRECTION OF BPAY PAYMENT - REFUND RATE OVERPAYMENT	82.00
1/11/2017	DD003297	D & R GOLDSMITH	CORRECTION OF BPAY PAYMENT - REFUND RATE OVERPAYMENT	100.00
8/11/2017	DD003298	PAY 10	FORTNIGHTLY PAYROLL	690,292.73
8/11/2017	DD003299	ANZ BANK - VISA CARD	CREDIT CARD PAYMENT \$8,707.34	
	DD003299	TIM WHITTY KITCHEN	CATERING - JETTY AUDITORS	32.50
	DD003299	DOMINOS, BUSSELTON	CATERING - YOUTH PIZZA NIGHT	90.55
	DD003299	AUST SOCIAL MARKETING	EMPLOYEE TRAINING SERVICES	210.00
	DD003299	WILSON PARKING	PARKING: AIRPORT MEETING	24.19
	DD003299	WILSON PARKING	PARKING: AIRPORT MEETING	4.03
	DD003299	FACEBOOK	ADVERTISING SERVICES	1.36
	DD003299	FACEBOOK	ADVERTISING SERVICES	19.69
	DD003299	FACEBOOK	ADVERTISING SERVICES	132.33
	DD003299	FACEBOOK	ADVERTISING SERVICES	20.91
	DD003299	CITY OF PERTH CAR PARK	PARKING: AIRPORT MEETING	18.14
	DD003299	DOLPHIN QUAY APARTMENT	ACCOMODATION REFUND (NO ACCESS TO ROOM)	-126.50
	DD003299	AIRBNB	ACCOMMODATION REFUND: AIRPORT NOISE AMELIORATION	2,886.78
	DD003299	AIRBNB	ACCOMMODATION REFUND: AIRPORT NOISE AMELIORATION	-2,886.78
	DD003299	LJ HOOKER: GEOGRAPHE HOLIDAY HOMES	ACCOMMODATION: AIRPORT NOISE AMELIORATION	2,550.00
	DD003299	NATURALISTE TRAVEL	FLIGHTS: AIRPORT MEETINGS	963.00
	DD003299	RAJIBKAISER	COMPUTER EQUIPMENT	98.40
	DD003299	TABLETPCPTY	COMPUTER EQUIPMENT	66.00
	DD003299	INFINITI TELECOMMUNICATIONS	COMPUTER EQUIPMENT	380.00

Date	Payment Ref.	Name	Description	Amount
	DD003299	POSSUPPLY	KEY REPLACEMENT - CUSTOMER SERVICES	62.15
	DD003299	MAILCHIMP	BAY TO BAY NEWSLETTER - SEPTEMBER	198.71
	DD003299	GO DADDY	DOMAIN NAME RENEWAL	149.51
	DD003299	GO DADDY	DOMAIN NAME RENEWAL	3.74
	DD003299	APPLE ITUNES	ICLOUD STORAGE D/DEBIT	4.49
	DD003299	GO DADDY	DOMAIN NAME RENEWAL	182.56
	DD003299	NATURALISTE TRAVEL	FLIGHTS: AIRPORT MEETINGS	375.00
	DD003299	NATURALISTE TRAVELS	FLIGHTS: AIRPORT MEETINGS	375.00
	DD003299	EB - OFFICE OF EMERGENCY MANAGEMENT	EMPLOYEE TRAINING SERVICES	225.00
	DD003299	PAYPAL BANK IDEAS	EMPLOYEE TRAINING SERVICES	165.00
	DD003299	BEST WESTERN ALBANY	ACCOMODATION: TRAINING	335.32
	DD003299	EQUINOX CAFÉ	CATERING - COUNCIL MEETING	697.50
	DD003299	AUST LOCAL GOVERNMENT	ALGA ROADS CONGRESS	890.00
	DD003299	WEST PERTH QUEST APARTMENT	ACCOMMODATION: WALGA SECURITY ROUND TABLE ATTENDANCE	173.76
	DD003299	PATHWAYS AUSTRALIA	EMPLOYEE TRAINING SERVICES	385.00
29/11/2017	DD003300	ANZ BANK	BANK FEES	269.45
3/11/2017	DD003301	ANZ BANK	BANK FEES	97.53
3/11/2017	DD003302	COMMONWEALTH BANK	BANK FEES	2,663.01
3/11/2017	DD003303	ANZ BANK	BANK FEES	7,968.34
15/11/2017	DD003304	COMMONWEALTH BANK	BANK FEES	214.59
15/11/2017	DD003305	M & C KENNY	CORRECTION OF BPOINT PAYMENT - REFUND RATE OVERPAYMENT	257.89
15/11/2017	DD003306	K & P TAYLOR	CORRECTION OF BPAY PAYMENT - REFUND RATE OVERPAYMENT	1,892.41
15/11/2017	DD003307	A BROTHIE & K ROBERTS	CORRECTION OF BPAY PAYMENT - REFUND RATE OVERPAYMENT	447.31
22/11/2017	DD003308	PAY 11	FORTNIGHTLY PAYROLL	696,816.89
22/11/2017	DD003309	SPECIAL PAY 9207	SPECIAL PAY	201.87
15/11/2017	DD003310	CONTINUUM PTY LTD	CORRECTION OF BPAY PAYMENT - REFUND RATE OVERPAYMENT	2,354.09
15/11/2017	DD003311	FINES ENFORCEMENT REGISTRY	TRAFFIC, CAMPING, ANIMAL, BUSH FIRE & LITTER INFRINGEMENTS	826.00
29/11/2017	DD003312	CANCELLED	PROCESSING ERROR - CANCELLED	0.00
30/11/2017	DD003313	G & C BROWN	CORRECTION OF BPAY PAYMENT - BUILDING APP OVERPAYMENT	159.35
30/11/2017	DD003314	CITY OF BUSSELTON	CORRECTION OF BPAY PAYMENT - DEVELOPMENT APP OVERPAYMENT	499.81
30/11/2017	DD003315	G & M BOSVELD	CORRECTION OF BPAY PAYMENT - HOLIDAY HOME APP OVERPAYMENT	364.00
30/11/2017	DD003316	ANZ BANK	BANK FEES	30.00
30/11/2017	DD003317	AMELIA PARK HOLDINGS PTY LTD	CORRECTION OF BPAY PAYMENT - DEVELOPMENT APP OVERPAYMENT	147.00
30/11/2017	DD003318	SPECIAL PAY 5714	SPECIAL PAY	8,070.04
				1,494,583.60

TRUST ACCOUNT - NOVEMBER 2017

10/11/2017	007376	BUILDING COMMISSION	REGISTRATIONS / LEVY PAYMENTS	36,507.13
10/11/2017	007377	CONSTRUCTION TRAINING FUND	BCITF LEVY	6,415.18
10/11/2017	007378	CITY OF BUSSELTON	BSL & CTF OCTOBER 2017 COMMISSION	940.00

Date	Payment Ref.	Name	Description	Amount
				43,862.31



LISTING OF PAYMENTS MADE
UNDER DELEGATED AUTHORITY
FOR THE MONTH OF DECEMBER 2017

Summary		
MUNICIPAL ACCOUNT	CHEQUE # 115130 - 115206	299,534.69
ELECTRONIC TRANSFER PAYMENTS	EF055797 - EF056452	9,792,692.37
TRUST ACCOUNT		0.00
INTERNAL PAYMENT VOUCHERS	DD03319 - DD003338	1,623,667.64
Total Payments		11,715,894.70

MUNICIPAL ACCOUNT - DECEMBER 2017

Date	Payment Ref.	Name	Description	Amount
1/12/2017	115130	TELSTRA CORPORATION	COMMUNICATION SERVICES	9,438.33
1/12/2017	115131	WATER CORPORATION	WATER SERVICES	45.83
1/12/2017	115132	AUSTRALIAN COMMUNICATIONS & MEDIA AUTHORITY	COMMUNICATION SERVICES	44.00
1/12/2017	115133	SYNERGY	ELECTRICITY SUPPLY	21,621.05
7/12/2017	115136	CITY OF BUSSELTON	VARIOUS REIMBURSEMENTS	4,564.11
7/12/2017	115137	CALLOWS CORNER NEWS	STAFF SOCIAL CLUB - LOTTO	290.00
6/12/2017	115138	BUSSELTON JETTY TOURIST PARK	ACCOMMODATION - ARTGEO EXHIBITION EXPENSES	6,153.00
6/12/2017	115139	DUNSBOROUGH PUBLIC LIBRARY - PETTY CASH	PETTY CASH REIMBURSEMENT	121.50
6/12/2017	115140	BUSSELTON PUBLIC LIBRARY - PETTY CASH	PETTY CASH REIMBURSEMENT	43.60
6/12/2017	115141	A STOCKS	REFUND OF ANIMAL TRAP BOND	100.00
6/12/2017	115142	T BURBRIDGE	REFUND OF DEVELOPMENT APPLICATION FEE - CANCELLED	295.00
6/12/2017	115143	SW THREADGOLD	REFUND OF DEVELOPMENT APPLICATION FEE - CANCELLED	295.00
6/12/2017	115144	MACADAMIA CORPORATION PTY LTD	CORRECTION OF BPAY PAYMENT - RATES PAID TO BUILDING APP	408.00
7/12/2017	115145	MACADAMIA CORPORATION PTY LTD	PARTIAL REFUND OF REVEGETATION BOND - FARM HOUSE COURT	3,200.00

Date	Payment Ref.	Name	Description	Amount
7/12/2017	115146	TOWN PLAN & ROAD BONDS	PARTIAL REFUND OF MAINTENANCE BOND - FARM HOUSE COURT	8,340.00
7/12/2017	115147	CLINIPATH PATHOLOGY PTY LTD	EMPLOYEE MEDICAL SERVICES	81.32
7/12/2017	115148	DUNSBOROUGH CHINESE RESTAURANT	CATERING - BUSH FIRE BRIGADES	262.00
7/12/2017	115149	SOUTHERN CROSS AUSTERIO	ADVERTISING - GLC	891.00
7/12/2017	115150	BROADWATER RESORT - COMO	ACCOMMODATION - STAFF TRAINING	950.00
7/12/2017	115151	BUSSELTON WATER CORPORATION	WATER SERVICES	391.00
7/12/2017	115152	CALLOWS CORNER NEWSAGENCY	NEWSAGENCY / STATIONERY SUPPLIES	317.40
7/12/2017	115153	TELSTRA CORPORATION	COMMUNICATION SERVICES	4,472.63
7/12/2017	115154	WATER CORPORATION	WATER SERVICES	344.94
18/12/2017	115155	CANCELLED	PROCESSING ERROR - CANCELLED	0.00
7/12/2017	115156	SYNERGY	ELECTRICITY SUPPLIES	97,986.35
7/12/2017	115157	FRED ROSE EXCAVATOR HIRE	EARTHMOVING & EXCAVATOR HIRE - VARIOUS LOCATIONS	3,751.00
5/12/2017	115158	J PALMATEER	REFUND DOG REGISTRATION - NOW STERILISED	100.00
14/12/2017	115159	CANCELLED	PROCESSING ERROR - CANCELLED	0.00
8/12/2017	115160	LANDGATE CUSTOMER ACCOUNT	LANDGATE LEASE REGISTRATION - BARNARD PARK SPORTS ASSOC.	168.70
8/12/2017	115161	DEPT OF THE ATTORNEY GENERAL	PROSECUTION NOTICES - RANGER SERVICES	119.35
14/12/2017	115162	MARK ONE VISUAL PROMOTIONS PTY LTD	CHRISTMAS DECORATIONS - ADMINISTRATION BUILDING	1,860.60
14/12/2017	115163	BUSSELTON WATER CORPORATION	WATER SERVICES - BUSSELTON AIRPORT	58,471.95
14/12/2017	115164	TELSTRA CORPORATION	COMMUNICATION SERVICES	201.92
14/12/2017	115165	WATER CORPORATION	WATER SERVICES	1,828.44
14/12/2017	115166	SYNERGY	ELECTRICITY SUPPLIES	2,183.30
14/12/2017	115167	CAPEL TRANSPORT	COURIER SERVICES	290.13
19/12/2017	115168	R SHERIDAN	BJTP REFUND FEE	205.00
19/12/2017	115169	G & D WHITE	BJTP REFUND FEE	65.00
19/12/2017	115170	F & J SPANO	BJTP REFUND FEE	221.00
19/12/2017	115171	M CLARK	BJTP REFUND FEE	240.00
19/12/2017	115172	R RANN	SPONSORSHIP - PACIFIC SCHOOL GAMES ATTENDANCE	200.00
19/12/2017	115173	M DALLACY	SPONSORSHIP - TENPIN BOWLING AUST. JNR CHAMPS' ATTENDANCE	200.00
19/12/2017	115174	DENISE SANBROOK	ART SALES	12.60
19/12/2017	115175	MARGARET PARKE	ART SALES	152.00
19/12/2017	115176	DEPARTMENT OF TRANSPORT	PLANT REGISTRATION	16.40
19/12/2017	115177	DEPARTMENT OF TRANSPORT	PURCHASE OF SPECIAL SERIES NUMBER PLATES	327.00
19/12/2017	115178	THOMAS MAZEY	ART SALES	67.90
19/12/2017	115179	S CAMPBELL	REFUND HOLIDAY HOME FEE - NOT APPROVED	364.00
19/12/2017	115180	ANIMAL TRAP REFUNDS	REFUND OF ANIMAL TRAP BOND	100.00
19/12/2017	115181	OFFICE OF THE CEO - PETTY CASH	PETTY CASH REIMBURSEMENT	497.98
19/12/2017	115182	CITY OF BUSSELTON DEPOT - PETTY CASH	PETTY CASH REIMBURSEMENT	21.45
19/12/2017	115183	GEOGRAPHE LEISURE CENTRE - PETTY CASH	PETTY CASH REIMBURSEMENT	274.92
19/12/2017	115184	BUSSELTON PUBLIC LIBRARY - PETTY CASH	PETTY CASH REIMBURSEMENT	58.05

Date	Payment Ref.	Name	Description	Amount
19/12/2017	115185	VERGE & CROSSOVER BONDS	CROSSOVER SUBSIDY PAYMENT	283.10
19/12/2017	115186	VERGE & CROSSOVER BONDS	CROSSOVER SUBSIDY PAYMENT	303.50
19/12/2017	115187	VERGE & CROSSOVER BONDS	CROSSOVER SUBSIDY PAYMENT	303.50
19/12/2017	115188	CITY OF BUSSELTON	PAYMENT CORRECTION - EVENTS FEE PAID TO HEALTH APP	144.50
20/12/2017	115189	TANIA WAKELAM	REFUND HOLIDAY HOME FEE - APPLICATION CANCELLED	364.00
21/12/2017	115190	CITY OF BUSSELTON	VARIOUS REIMBURSEMENTS	4,400.75
21/12/2017	115191	CALLOWS CORNER NEWS	STAFF SOCIAL CLUB - LOTTO	296.00
21/12/2017	115192	CITY OF BUSSELTON - PETTY CASH	PETTY CASH REIMBURSEMENT	606.15
21/12/2017	115193	SOUTHERN CROSS AUSTERIO	ADVERTISING - GLC	858.00
21/12/2017	115194	BUSSELTON WATER CORPORATION	WATER SERVICES	3,967.65
21/12/2017	115195	WATER CORPORATION	WATER SERVICES	20,312.56
21/12/2017	115196	AUSTRALIAN COMMUNICATIONS & MEDIA AUTHORITY	COMMUNICATION SERVICES - BMRRR RADIO FREQUENCY LICENCE	300.00
21/12/2017	115197	SYNERGY	ELECTRICITY SUPPLIES	4,403.70
21/12/2017	115198	FRED ROSE EXCAVATOR HIRE	EARTHMOVING - WASTE FACILITIES	12,705.00
8/12/2017	115199 - 115200	CANCELLED	PROCESSING ERROR - CANCELLED	0.00
8/12/2017	115201	M DEARLOVE	REFUND DOG REGISTRATION - NOW STERILISED	150.00
22/12/2017	115202	LANDGATE CUSTOMER ACCOUNT	LANDGATE LEASE REGISTRATIONS - VARIOUS	843.50
22/12/2017	115203	TELSTRA CORPORATION	COMMUNICATION SERVICES	8,666.04
22/12/2017	115204	WATER CORPORATION	WATER SERVICES	6,644.59
22/12/2017	115205	SYNERGY	ELECTRICITY SUPPLIES	827.40
29/12/2017	115206	BUSSELTON ORAL HISTORY GROUP	REFUND FACILITY HIRE BOND - UNDALUP ROOM	500.00
				299,534.69

ELECTRONIC TRANSFER PAYMENTS - DECEMBER 2017

1/12/2017	EF055797	CORNÉ LOMBARD	STAFF REIMBURSEMENT - EMPLOYEE FAREWELL GIFT	100.00
1/12/2017	EF055798	NAOMI SEARLE	STAFF REIMBURSEMENT - INTERNET ACCESS	80.00
1/12/2017	EF055799	GROWING TOWARDS WELLNESS PTY LTD	FORESHORE REVEGETATION - WONNERUP INLET, EAST BSN FORESHORE	1,144.00
1/12/2017	EF055800	DANIEL FRITCHLEY	DRAFTING SERVICES - BUSSELTON FORESHORE	1,690.00
1/12/2017	EF055801	WIGHT & EMMETT	GIFT VOUCHER - BUSSELTON TROTTER CLUB RACE SPONSORSHIP	250.00
1/12/2017	EF055802	NAOMI DAVEY	STAFF REIMBURSEMENT - TRAINING EXPENSES	66.13
1/12/2017	EF055803	INNERSPACE COMMERCIAL INTERIORS	COMMERCIAL FABRIC SUPPLIER - ADMINISTRATION BUILDING	4,513.30
1/12/2017	EF055804	CAROLYN RYDER	STAFF REIMBURSEMENT - FUEL	77.35
1/12/2017	EF055805	BROOME PROGRESSIVE SUPPLIES	NURSERY SUPPLIES	1,694.00
1/12/2017	EF055806	DAPHNE FITZPATRICK	REFUND OF ANIMAL TRAP BOND	100.00
1/12/2017	EF055807	ANGELA OBERHOLZER	REFUND OF DOG REGISTRATION - NOW STERILISED	100.00
1/12/2017	EF055808	KAY MILLER	REFUND OF ANIMAL TRAP BOND	100.00
1/12/2017	EF055809	JOSHUA THOMASON	REFUND OF FACILITY HIRE BOND - YALLINGUP HALL	185.00
1/12/2017	EF055810	J D'AGOSTINO & S LUFF ARCHITECTS	CONTRACT ADMINISTRATION - YCAB	1,540.00
1/12/2017	EF055811	HOLCIM (AUSTRALIA) PTY LTD	CONCRETE SERVICES - BSN FORESHORE CARPARK SITE 3	3,294.94

Date	Payment Ref.	Name	Description	Amount
1/12/2017	EF055812	BGC CONSTRUCTION PTY LTD	CONSTRUCTION SERVICES - ADMINISTRATION BUILDING	3,270.03
1/12/2017	EF055813	ERS AUSTRALIA PTY LTD	MAINTENANCE PARTS WASHER	903.10
1/12/2017	EF055814	TOTAL EDEN PTY LTD	RETICULATION SUPPLIES - PARKS & GARDENS	9,216.53
1/12/2017	EF055815	KLEENHEAT GAS	GAS SERVICES	1,389.14
1/12/2017	EF055816	IPWEA (INSTITUTE OF PUBLIC WORKS ENGINEERING)	EMPLOYEE TRAINING SERVICES	1,986.00
1/12/2017	EF055817	IPWEA-WA	EMPLOYEE TRAINING SERVICES	630.00
1/12/2017	EF055818	COLES	COUNCIL, GLC & STAFF REFRESHMENTS	486.49
1/12/2017	EF055819	BAREFOOT BOOKS	LIBRARY RESOURCES	31.99
1/12/2017	EF055820	MATHILDE BRETON	STAFF REIMBURSEMENT - ENVIRONMENTAL HEALTH SUNDRIES	83.66
1/12/2017	EF055821	CHRISTINE McGRATH	STAFF REIMBURSEMENT - PARKING	52.28
1/12/2017	EF055822	BRAECO SALES	PLUMBING SUPPLIES	142.56
1/12/2017	EF055823	CANCELLED	PROCESSING ERROR -CANCELLED	0.00
1/12/2017	EF055824	SOUTHERN HABITAT NURSERY	NURSERY SUPPLIES - PLANTS	6,600.00
1/12/2017	EF055825	CLEANAWAY	WASTE MANAGEMENT SERVICES	6,688.42
7/12/2017	EF055826	HIF	HEALTH INSURANCE	229.40
7/12/2017	EF055827	PAY-PLAN PTY LTD	SALARY PACKAGING	20,947.23
7/12/2017	EF055828	RENTAL MANAGEMENT AUSTRALIA PTY LTD	RENTAL LEASE AGREEMENT	800.00
7/12/2017	EF055829	GR & LC CHRISTIAN	RENTAL LEASE AGREEMENT	1,200.00
7/12/2017	EF055830	AUSTRALIAN TAXATION OFFICE	PAYG TAXATION	205,332.00
7/12/2017	EF055831	AUSTRALIAN SERVICES UNION	UNION FEES	82.35
7/12/2017	EF055832	HBF HEALTH LIMITED	MEDICAL INSURANCE	527.55
7/12/2017	EF055833	LOCAL GOV'T RACE COURSE & CEMETERY EMPLOYEES	UNION FEES	440.76
7/12/2017	EF055834	DEPUTY CHILD SUPPORT REGISTRAR	SALARY DEDUCTIONS	615.18
7/12/2017	EF055835	CITY OF BUSSELTON-SOCIAL CLUB	SOCIAL CLUB REIMBURSEMENT	194.00
7/12/2017	EF055836	STAFF CHRISTMAS CLUB	PAYROLL DEDUCTIONS	4,207.18
6/12/2017	EF055837	CLICKSUPER	SUPERANNUATION	149,674.53
7/12/2017	EF055838	DATA 3	COMPUTER SOFTWARE SUPPLIER	78,369.98
7/12/2017	EF055839	OLIVER DARBY	STAFF REIMBURSEMENT - INTERNET ACCESS	79.99
7/12/2017	EF055840	TRAFFIC FORCE	TRAFFIC MANAGEMENT SERVICES - VARIOUS LOCATIONS	10,032.53
7/12/2017	EF055841	HARLEY DYKSTRA	SURVEYING SERVICES - BSN WASTE FACILITY EASEMENT ALIGNMENT	2,475.00
7/12/2017	EF055842	GOOD GUYS BUSSELTON	ELECTRICAL APPLIANCE SUPPLIER	119.00
7/12/2017	EF055843	MULTICLEAN WA PTY LTD	CLEANING SERVICES - VARIOUS BUILDINGS	10,692.38
7/12/2017	EF055844	CR. G HENLEY	COUNCILLOR PAYMENT	9,502.20
7/12/2017	EF055845	FIRE & SAFETY WA	FIRE EQUIPMENT SUPPLIER	307.35
7/12/2017	EF055846	BUSSELTON SURF LIFE SAVING CLUB	KIDSPORT VOUCHERS	70.40
7/12/2017	EF055847	BUSSELTON CONTRACTING	FIRE CONTROL SERVICES - VERGE SLASHING	740.00
7/12/2017	EF055848	PEOPLE SENSE PTY LTD	ERGONOMIC ASSESSMENTS	232.50
7/12/2017	EF055849	JIGSAW SIGNS & PRINT	SIGNAGE & PRINTING SERVICES - VARIOUS	1,281.00
7/12/2017	EF055850	BUNBURY TRUCKS	PLANT PURCHASES / SERVICES / PARTS	89,294.39

Date	Payment Ref.	Name	Description	Amount
7/12/2017	EF055851	TOTAL GREEN RECYCLING	RECYCLING E-WASTE SERVICES	142.73
7/12/2017	EF055852	ALLMARK & ASSOCIATES PTY LTD	STAINLESS STEEL PLAQUE SUPPLIER	528.00
7/12/2017	EF055853	LANDSAVE ORGANICS	LANDSCAPING SUPPLIES - COMPOST, MULCH & SAND FOR VARIOUS SITES	19,771.12
7/12/2017	EF055854	TUNA BLUE PTY LTD	MEETING FACILITATION SERVICE	968.00
7/12/2017	EF055855	ST JOHN AMBULANCE	EMPLOYEE TRAINING SERVICES & FIRST AID SUPPLIES	598.00
7/12/2017	EF055856	CR. J McCALLUM	COUNCILLOR PAYMENT	3,826.75
7/12/2017	EF055857	WA EXTERNAL SOLUTIONS	ROOF & GUTTER REPAIRS	180.00
7/12/2017	EF055858	HEATLEYS SAFETY & INDUSTRIAL	SAFETY EQUIPMENT & HARDWARE SUPPLIER	580.14
7/12/2017	EF055859	ARTISAN PAVING	PAVING SERVICES - ADMIN BUILDING	3,190.00
7/12/2017	EF055860	SETON AUSTRALIA	SECURITY BARRIERS - GLC	264.00
7/12/2017	EF055861	GREY GOLD CONSTRUCTIONS	CONCRETE SERVICES - DUNSB. WASTE FACILITY & DUNSB. FORESHORE	5,285.50
7/12/2017	EF055862	MACQUARIE EQUIPMENT RENTALS PTY LTD	LEASING PAYMENTS - COMPUTER EQUIPMENT	2,705.56
7/12/2017	EF055863	ENVIRONEX INTERNATIONAL PTY LTD	POOL CHEMICALS FOR GLC	1,679.64
7/12/2017	EF055864	COMPLETE PORTABLES	PORTABLE TOILET HIRE	407.55
7/12/2017	EF055865	ANNA FOLEY	EMPLOYEE WELLNESS SERVICES	400.00
7/12/2017	EF055866	COVS PARTS PTY LTD	AUTOMOTIVE PARTS	57.29
7/12/2017	EF055867	GEOSPREAD	GREEN WASTE MULCHING - WASTE FACILITIES	37,142.60
7/12/2017	EF055868	FOUR POINTS BY SHERATON	ACCOMMODATION - STAFF TRAINING	282.60
7/12/2017	EF055869	DANIEL FRITCHLEY	DRAFTING SERVICES - MARINE TCE & BSN FORESHORE	2,307.50
7/12/2017	EF055870	SOUTH WEST PRINTING & PUBLISHING	ADVERTISING SERVICES - VARIOUS	950.00
7/12/2017	EF055871	SOUTH WEST SOLID SURFACES PTY LTD	REFUND OF RATES OVERPAYMENT	4,495.50
7/12/2017	EF055872	MARGARET RIVER FENCING	FENCING SERVICES - PARKS & GARDENS	2,876.50
7/12/2017	EF055873	GRACE RECORDS MANAGEMENT (AUSTRALIA) PTY LTD	STORAGE SERVICES	452.55
7/12/2017	EF055874	SOUTH WEST EMPLOYEE ASSISTANCE PROGRAM	EMPLOYEE MEDICAL SERVICES	235.00
7/12/2017	EF055875	CR. R BENNETT	COUNCILLOR PAYMENT & REIMBURSEMENT	4,112.09
7/12/2017	EF055876	RETECH RUBBER	PAVING SERVICES - BUSSELTON SKATE PARK	34,210.00
7/12/2017	EF055877	NATURAL AREA CONSULTING SERVICES	WEED CONTROL - DANDATUP BROOK & MEELUP REGIONAL PARK	2,549.25
7/12/2017	EF055878	BUSSELTON HYUNDAI	VEHICLE PURCHASES / SERVICES / PARTS	402.75
7/12/2017	EF055879	ADWARE FLAGS AND FLAGPOLES	FLAG SUPPLIER	155.00
7/12/2017	EF055880	OFFICEMAX AUSTRALIA LTD	STATIONERY SUPPLIES	2,039.11
7/12/2017	EF055881	CORNERSTONE CHURCH OF CHRIST INC	GRANT FUNDING - CAROLS BY THE JETTY 2017	2,200.00
7/12/2017	EF055882	BORRELL RAFFERTY ASSOCIATES PTY LTD	QUANTITY SURVEYING - ADMINISTRATION BUILDING	3,300.00
7/12/2017	EF055883	BROADWATER FENCING	POWDERCOATING SERVICES - BSN FORESHORE BOLLARDS	8,846.54
7/12/2017	EF055884	GERARD PROFESSIONAL SOLUTIONS	LIGHTING SUPPLIES - JETTY PRECINCT	89,941.50
7/12/2017	EF055885	QUICK CORPORATE AUSTRALIA	STATIONERY AND OFFICE SUPPLIES	188.41
7/12/2017	EF055886	DYMOCKS - BUSSELTON	LIBRARY RESOURCES	1,001.38
7/12/2017	EF055887	INVARION RAPIDPLAN PTY LTD	SOFTWARE SERVICES	412.50
7/12/2017	EF055888	BROADWATER MEDICAL CENTRE	EMPLOYEE MEDICAL SERVICES	992.20
7/12/2017	EF055889	BCP CIVIL & PLANT	EXCAVATOR & PLANT HIRE - VARIOUS WORKS	15,870.80

Date	Payment Ref.	Name	Description	Amount
7/12/2017	EF055890	BCP LIQUID WASTE	LIQUID WASTE SERVICES	4,182.25
7/12/2017	EF055891	D MCKENZIE T/A LITORIA ECOSERVICES	WEED CONTROL - VARIOUS LOCATIONS	1,707.75
7/12/2017	EF055892	COLIN WOODFORD CARPENTRY & FINE FURNITURE	CARPENTRY SERVICES - DECK MAINTENANCE FIG TREE LANE	2,183.50
7/12/2017	EF055893	WORK METRICS	HEALTH AND SAFETY SOFTWARE	110.00
7/12/2017	EF055894	COLES.COM.AU	COUNCIL & STAFF REFRESHMENTS	562.73
7/12/2017	EF055895	BINDI NUTRITION PTY LTD	GLC KIOSK PURCHASES	424.08
7/12/2017	EF055896	MARGARET RIVER BUSSELTON TOURISM ASSOCIATION	CLEANING - LEASE CONTRIBUTION	1,477.66
7/12/2017	EF055897	PRIMARY LOGISTICS	LITTER COLLECTION SERVICES	827.20
7/12/2017	EF055898	THE URBAN COFFEE HOUSE	CATERING - CAPEROC	225.00
7/12/2017	EF055899	EVERETT'S HOME AND YARD MAINTENANCE	MAINTENANCE SERVICES - VARIOUS	4,747.00
7/12/2017	EF055900	MARKETFORCE PTY LTD	ADVERTISING SERVICES - VARIOUS	1,483.66
7/12/2017	EF055901	KLEENIT PTY LTD	GRAFFITI REMOVAL SERVICE	694.65
7/12/2017	EF055902	APP CORPORATION PTY LTD	PROJECT MANAGEMENT SERVICES - BMRRRA	36,125.46
7/12/2017	EF055903	OCEAN AIR CARPET CARE	CLEANING SERVICES - VARIOUS BUILDINGS	5,580.30
7/12/2017	EF055904	CR. R REEKIE	COUNCILLOR PAYMENT	2,467.85
7/12/2017	EF055905	CR. R PAINE	COUNCILLOR PAYMENT	2,467.85
7/12/2017	EF055906	STIHL SHOP DUNSBOROUGH	PLANT PURCHASES / SERVICES / PARTS	1,806.38
7/12/2017	EF055907	CR. P CARTER	COUNCILLOR PAYMENT	2,467.85
7/12/2017	EF055908	BARRY ALLEN ELECTRICAL SERVICES PTY LTD	ELECTRICAL SERVICES - YCAB, AGED HOUSING	8,771.40
7/12/2017	EF055909	EVERLON BRONZE	MEMORIAL PLAQUES SUPPLIER	454.30
7/12/2017	EF055910	BUNBURY COFFEE MACHINES	COFFEE MACHINE SUPPLIES - GLC	632.50
7/12/2017	EF055911	BUNBURY AND DISTRICTS SOFTBALL ASSOCIATION INC	KIDSPORT VOUCHERS	285.00
7/12/2017	EF055912	STORE DJ	LIGHTING FOR FUNCTION ROOM	267.00
7/12/2017	EF055913	PVR INDUSTRIAL PTY LTD	SEWERAGE PIT SERVICING - EQUINOX	467.50
7/12/2017	EF055914	THE PLANT SUPPLY CO	NURSERY SERVICES - PLANTS	440.00
7/12/2017	EF055915	IMAGELAB	ADVERTISING - ARTGEO	308.00
7/12/2017	EF055916	SOLVER PAINTS	PAINTING SUPPLIES	150.40
7/12/2017	EF055917	TECON WA PTY LTD	BUILDING COMPLIANCE CERTIFICATE - YCAB	396.00
7/12/2017	EF055918	ABIGAIL COX	GLC KIOSK PURCHASES	32.00
7/12/2017	EF055919	PAUL ANDREWS TRUST	GLC KIOSK PURCHASES	79.20
7/12/2017	EF055920	ROBERT'S TILT TRAY & HIAB SERVICE	FREIGHT	825.00
7/12/2017	EF055921	DOUTH CONTRACTING	PROPERTY & GARDEN MAINTENANCE - AGED HOUSING	1,882.10
7/12/2017	EF055922	GRAHAM HAY	PHOTOGRAPHY SERVICES	770.00
7/12/2017	EF055923	HISCONF PTY LTD	KITCHEN EQUIPMENT SUPPLIER	877.80
7/12/2017	EF055924	DAVID BINKS	AERIAL IMAGING DRONE - PORT GEOGRAPHE	500.00
7/12/2017	EF055925	BUSSELTON AGRICULTURAL SERVICES (WA) PTY LTD	RURAL SUPPLIES	330.00
7/12/2017	EF055926	ENVIRONMENTAL AND AGRICULTURAL TESTING	WATER SAMPLING AND BORE TESTING - COMMONAGE RD, DUNSB.	7,388.04
7/12/2017	EF055927	TOX FREE AUSTRALIA	CHEMICAL DISPOSAL SERVICES - WASTE FACILITIES	8,352.41
7/12/2017	EF055928	CORSIGN WA PTY LTD	SINGAGE AND TRAFFIC ACCESSORIES	176.00

Date	Payment Ref.	Name	Description	Amount
7/12/2017	EF055929	SAINTS BASKETBALL CLUB	KIDSPORT VOUCHERS	2,000.00
7/12/2017	EF055930	BUSSELTON SHEDS PLUS	SHED SUPPLIER - BUSSELTON TENNIS CLUB	22,200.00
7/12/2017	EF055931	ARTEZEN CAFE	VOUCHERS - NCC PRIZES	305.00
7/12/2017	EF055932	SOUTH WEST SEASONS	ADVERTISING	1,210.00
7/12/2017	EF055933	STALEY FOOD & PACKAGING	CLEANING PRODUCTS SUPPLIER - VARIOUS	4,581.94
7/12/2017	EF055934	DUNSBOROUGH CELLARS	PRIZES - NCC	75.98
7/12/2017	EF055935	BAY SIGNS	SIGNAGE SERVICES	263.00
7/12/2017	EF055936	COWARA CONTRACTORS PTY LTD	EARTHMOVING SERVICES	137.50
7/12/2017	EF055937	DUNSBOROUGH & DISTRICTS WATER CARTAGE	WATER CARTAGE SERVICES - RENDEZVOUS RD PROPERTIES	1,386.00
7/12/2017	EF055938	PASSMORE AUTOMOTIVE	VEHICLE MAINTENANCE SERVICES	549.15
7/12/2017	EF055939	BUSSELTON REWINDS	PLANT PURCHASES/SERVICES / PARTS	581.90
7/12/2017	EF055940	INSTITUTE OF BUILDING TECHNOLOGY WESTERN AUSTRALIA	EMPLOYEE EDUCATION AND TRAINING	989.76
7/12/2017	EF055941	HARVEY NORMAN AV/IT SUPERSTORE BUSSELTON	ELECTRICAL APPLIANCE SUPPLIER	657.00
7/12/2017	EF055942	TAMMEX PTY LTD	PRINTER REQUIREMENTS	338.37
7/12/2017	EF055943	TENDERLINK.COM	TENDER ADVERTISING	495.00
7/12/2017	EF055944	KITCHEN WORKS	KITCHEN EQUIPMENT SUPPLIER	71.55
7/12/2017	EF055945	KITCHEN TAKEOVERS	CATERING - VARIOUS MEETINGS	909.00
7/12/2017	EF055946	AQUAVIVA CATERING	CATERING - VARIOUS COUNCIL MEETINGS/EVENTS	3,005.00
7/12/2017	EF055947	BAYTHE LINEN AND LAUNDRY	SUPPLY OF CLEAN LINEN	173.86
7/12/2017	EF055948	FRESH AS	GLC KIOSK PURCHASES	120.60
7/12/2017	EF055949	SUSSEX TURF RENOVATION	VERGE SLASHING - LAYMAN RD & VASSE ROUNDABOUT	3,360.00
7/12/2017	EF055950	CHARLES JONES	MUSICAL PERFORMANCE	350.00
7/12/2017	EF055951	ADVANCED DRIVEWAY SEALING	HIGH PRESSURE CLEANING	696.41
7/12/2017	EF055952	LINDSAY MILES	ENVIRONMENTAL WORKSHOP FACILITATION	425.00
8/12/2017	EF055953	CANCELLED	PROCESSING ERROR -CANCELLED	0.00
7/12/2017	EF055954	OFFICEWORKS	OFFICE EQUIPMENT SERVICES	443.09
7/12/2017	EF055955	OCEANIS INTERNATIONAL PTY LTD	WINDOW INSPECTION & MAINTENANCE - UWO	4,510.50
7/12/2017	EF055956	PROVCTA PROCESS AUTOMATION PTY LTD	PROCESS CONTROL ENGINEERING SERVICES - DUNSB. LEACHATE FACILITY	8,083.93
7/12/2017	EF055957	STAR OUTDOOR	MARQUEE SUPPLIER - BUSSELTON SES	3,965.78
7/12/2017	EF055958	APPLIED DESIGN	SIGNAGE AND GRAPHICS - ADMINISTRATION BUILDING	1,841.40
7/12/2017	EF055959	CR. L MILES	COUNCILLOR PAYMENT & REIMBURSEMENT	3,173.04
7/12/2017	EF055960	CR. K HICK	COUNCILLOR PAYMENT	2,467.85
7/12/2017	EF055961	CSSTECH GROUP PTY LTD	COMPUTER EQUIPMENT SUPPLIER	82.94
7/12/2017	EF055962	DORSOGNA LIMITED	GLC KIOSK PURCHASES	1,585.49
7/12/2017	EF055963	ASF CLEANING PTY LTD	CLEANING SERVICES - VARIOUS BUILDINGS	43,550.94
7/12/2017	EF055964	SUREKLEEN PRODUCTS	CLEANING PRODUCTS	295.48
7/12/2017	EF055965	BUSSELTON MEDICAL PRACTICE	EMPLOYEE MEDICAL SERVICES	146.00
7/12/2017	EF055966	NATHAN DRIVER	REFUND OF RATES OVERPAYMENT	554.64
7/12/2017	EF055967	STEWART & HEATON CLOTHING CO PTY LTD	PROTECTIVE CLOTHING SUPPLIER	2,169.79

Date	Payment Ref.	Name	Description	Amount
7/12/2017	EF055968	GILS MOWING	MAINTENANCE SERVICES - AGED HOUSING	1,215.00
7/12/2017	EF055969	BOC GASES AUSTRALIA LTD	GAS SERVICES	17.93
7/12/2017	EF055970	AC FORSTER & SON	PLUMBING SERVICES - VARIOUS	1,842.45
7/12/2017	EF055971	FENNESSY'S	VEHICLE PURCHASES / SERVICES / PARTS	315.25
7/12/2017	EF055972	GROCOCK GLASS	GLASS WORK SERVICES	238.50
7/12/2017	EF055973	GEOGRAPHE TIMBER & HARDWARE	HARDWARE SUPPLIES	1,334.33
7/12/2017	EF055974	T J DEPIAZZI & SONS	SAND SUPPLY - BOVELL PARK	3,786.42
7/12/2017	EF055975	DUCHESS MEDICAL PRACTICE	EMPLOYEE MEDICAL SERVICES	76.30
7/12/2017	EF055976	METRICUP VOLUNTEER BFB	HAZARD REDUCTION BURN - COMMONAGE RD	1,000.00
7/12/2017	EF055977	MALATESTA ROAD PAVING & HOTMIX	ROAD HOTMIX / PAVING SERVICES	16,104.70
7/12/2017	EF055978	ROYAL LIFE SAVING SOCIETY - WESTERN AUSTRALIA	WRISTBANDS - GLC	264.00
7/12/2017	EF055979	CHOICES BY KYM NISBET	STAIR MAINTENANCE - ADMIN BUILDING	2,266.00
7/12/2017	EF055980	PENDREY AGENCIES P/L	NURSERY SUPPLIES - FERTILISER	2,809.00
7/12/2017	EF055981	WINC AUSTRALIA PTY LTD	STATIONERY SUPPLIER	248.01
7/12/2017	EF055982	BUSSELTON MOTORS (MITSUBISHI/MAZDA)	VEHICLE PURCHASES / SERVICES / PARTS	780.82
7/12/2017	EF055983	BUNBURY PLASTICS	HARDWARE SUPPLIES	220.00
7/12/2017	EF055984	COURIER AUSTRALIA	COURIER SERVICES	494.13
7/12/2017	EF055985	THINK WATER DUNSBOROUGH	RETICULATION SERVICES - VARIOUS RESERVES	1,777.94
7/12/2017	EF055986	DUNSBOROUGH BOBCAT SERVICE	EARTHMOVING / BOBCAT HIRE - VARIOUS WORKS	1,287.00
7/12/2017	EF055987	PRO-LINE KERBING	KERBING SERVICES	2,138.40
7/12/2017	EF055988	ROD'S AUTO ELECTRICS	AUTO ELECTRICAL SERVICES	298.55
7/12/2017	EF055989	SW PRECISION PRINT	PRINTING SERVICES - STATIONERY	2,610.30
7/12/2017	EF055990	BLACKWOODS	FLEET CONSUMABLES & MAINTENANCE PARTS	2,390.33
7/12/2017	EF055991	ACTIV FOUNDATION INC	MAINTENANCE SERVICES - RESERVES	31,625.00
7/12/2017	EF055992	BUSSELTON PEST & WEED CONTROL	PEST & WEED CONTROL SERVICES - VARIOUS LOCATIONS	19,764.25
7/12/2017	EF055993	ALL BUSSELTON GAS & PLUMBING SERVICE	PLUMBING SERVICES	143.00
7/12/2017	EF055994	WORKFORCE ROAD SERVICES	LINE MARKING SERVICES - TOM CULLITY DRIVE	1,386.00
7/12/2017	EF055995	WESTRAC EQUIPMENT P/L	PLANT PURCHASES / SERVICES / PARTS	1,275.13
7/12/2017	EF055996	LAWRENCE & HANSON	PROTECTIVE CLOTHING & HARDWARE SUPPLIES, LPG STORAGE CABINET	2,689.72
7/12/2017	EF055997	YALLINGUP RURAL BUSHFIRE BRIGADE	HAZARD REDUCTION BURN - COMMONAGE RD	4,400.00
7/12/2017	EF055998	B & B STREET SWEEPING	STREET SWEEPING SERVICE	20,536.74
7/12/2017	EF055999	WORK CLOBBER	UNIFORM & PROTECTIVE CLOTHING SUPPLIER	1,145.00
7/12/2017	EF056000	AMITY SIGNS	SIGNAGE SERVICES	644.60
7/12/2017	EF056001	BSEWA	ELECTRICAL SERVICES - DUNSBOROUGH CHRISTMAS DECORATIONS	2,922.98
7/12/2017	EF056002	BUSSELTON BOWLING CLUB INC	VENUE HIRE	50.00
7/12/2017	EF056003	BUNNINGS BUILDING SUPPLIES	HARDWARE SUPPLIES	1,834.43
7/12/2017	EF056004	ELLENBY TREE FARM PTY LTD	NURSERY SUPPLIES - NORFOLK PINES	2,255.00
7/12/2017	EF056005	BENARA NURSERY	NURSERY SUPPLIES - PLANTS	4,535.26
7/12/2017	EF056006	SOUTHWEST TYRE SERVICE	PLANT TYRE SUPPLIER / REPAIRER	5,140.15

Date	Payment Ref.	Name	Description	Amount
7/12/2017	EF056007	DAVID MILDWATERS ELECTRICAL	ELECTRICAL SERVICES - VARIOUS	6,299.20
7/12/2017	EF056008	IPWEA-WA	EMPLOYEE TRAINING SERVICES	690.00
7/12/2017	EF056009	BULLIVANTS PTY LTD	WORKSHOP EQUIPMENT SUPPLIER	62.54
7/12/2017	EF056010	A D COOTE & CO	LIGHT POLES SUPPLIER - JETTY PRECINCT	59,990.11
7/12/2017	EF056011	ACCUWEIGH PTY LTD	WEIGHBRIDGE REPAIRS & MAINTENANCE - DUNSB. WASTE FACILITY	5,212.90
7/12/2017	EF056012	COLES	REFRESHMENTS - ARTGEO	158.80
7/12/2017	EF056013	BAREFOOT BOOKS	LIBRARY RESOURCES	858.90
7/12/2017	EF056014	BUSSELTON CHAMBER OF COMMERCE (INC)	GRANT FUNDING - IRONMAN 2017	29,837.50
7/12/2017	EF056015	TECHNOLOGY ONE LIMITED	SOFTWARE SERVICES	182,465.90
7/12/2017	EF056016	SOILS AINT SOILS	NURSERY SUPPLIES - LATERITE	252.00
7/12/2017	EF056017	CAROLYN WALKER PUBLIC RELATIONS	CONSULTANCY SERVICES - BUSSELTON TRAFFIC STUDY	2,376.00
7/12/2017	EF056018	CARBONE BROS PTY LTD	LIMESTONE SUPPLIES / CARTAGE SERVICES - CYCLEWAY MAINTENANCE	1,934.85
7/12/2017	EF056019	CAPE TO CAPE GLASS SUPPLIES	GLASS WORK SERVICES	680.00
7/12/2017	EF056020	BUSSELTON WELDING SERVICES	WELDING SERVICES	519.20
7/12/2017	EF056021	DUNSBOROUGH RURAL SUPPLIES	RURAL SUPPLIES	571.71
7/12/2017	EF056022	BUSSELTON FOOTBALL & SPORTSMAN CLUB	KIDSPORT VOUCHERS	1,320.00
7/12/2017	EF056023	ECONOMIC DEVELOPMENT AUSTRALIA (EDA)	MEMBERSHIP / TRAINING SERVICES	50.00
7/12/2017	EF056024	SOUTH WEST CYCLES	BICYCLE EQUIPMENT SUPPLIER	50.00
7/12/2017	EF056025	RICOH BUSINESS CENTRE	PRINTER MAINTANCE SERVICE	26.40
7/12/2017	EF056026	WREN OIL	WASTE OIL SERVICES	16.50
7/12/2017	EF056027	CAPE CELLARS BUSSELTON	REFRESHMENTS - CIVIC AREA	1,494.00
7/12/2017	EF056028	SPORTSWORLD OF WA	PRO SHOP SUPPLIES - GLC	521.95
7/12/2017	EF056029	OCEAN CENTRE HOTEL	ACCOMMODATION - STAFF TRAINING	344.00
7/12/2017	EF056030	LOCK AROUND THE CLOCK	SECURITY SERVICES - VARIOUS LOCK AND KEY REPAIRS/SUPPLY	1,064.70
7/12/2017	EF056031	WILYABRUP BFB	HAZARD REDUCTION BURN - COMMONAGE RD	1,000.00
7/12/2017	EF056032	CITY AND REGIONAL FUELS	FUEL SERVICES	4,264.96
7/12/2017	EF056033	LD TOTAL	LANDSCAPING SERVICES - VARIOUS	17,505.55
7/12/2017	EF056034	TOTAL HORTICULTURAL SERVICES	LANDSCAPING SERVICES - VARIOUS	31,989.02
7/12/2017	EF056035	VINEPOWER MARGARET RIVER PTY LTD	WEED CONTROL - VARIOUS LOCATIONS	19,959.21
7/12/2017	EF056036	BDA TREE LOPPING	TREE PRUNING - VARIOUS LOCATIONS	28,892.60
7/12/2017	EF056037	DOOR HARDWARE SOLUTIONS	HARDWARE SUPPLIES	96.80
7/12/2017	EF056038	TILTFORCE TRANSPORT	TILT TRAY SERVICES	379.50
7/12/2017	EF056039	CAPE RURAL CONTRACTING	FIRE CONTROL SERVICES - VARIOUS VERGE SLASHING & FIRE BREAK MAINT.	13,397.00
7/12/2017	EF056040	EXTERIA	BEACH SHOWERS SUPPLIER - YALLINGUP BEACH	6,163.30
7/12/2017	EF056041	PRIME EARTHMOVING BUSSELTON	GRADER HIRE - ROAD MAINT., POSI TRACK HIRE - CASTLE ROCK BEACH WORKS	7,301.26
7/12/2017	EF056042	MAIA FINANCIAL PREVIOUSLY ALLEASING	LEASING PAYMENTS - COMPUTER EQUIPMENT	89,793.04
7/12/2017	EF056043	THE ARTIST'S CHRONICLE	ADVERTISING SERVICES - ARTGEO	500.00
7/12/2017	EF056044	TRADE SALES	EQUIPMENT SUPPLIER - PARKS & GARDENS WATERING UNIT	1,357.40
7/12/2017	EF056045	BROADWATER BRICK PAVING	PAVING SERVICES - VARIOUS	7,160.00

Date	Payment Ref.	Name	Description	Amount
7/12/2017	EF056046	PHONOGRAPHIC PERFORMANCE CO. OF AUST. LTD.	LICENCE RENEWALS - NCC	1,503.36
7/12/2017	EF056047	REPEAT PLASTICS (WA)	PLASTIC PRODUCT SUPPLIER - PARKS & GARDENS	1,211.76
7/12/2017	EF056048	DELL AUSTRALIA PTY LTD	COMPUTER EQUIPMENT SUPPLIER	1,173.70
7/12/2017	EF056049	HART SPORT	SPORT EQUIPMENT SUPPLIER	589.90
7/12/2017	EF056050	STRATEGEN ENVIRONMENTAL CONSULTANTS PTY LTD	CONSULTANCY SERVICE - STRATEGIC NETWORK CORRIDORS ENV. APPROVALS	35,866.93
7/12/2017	EF056051	HIP POCKET WORK WEAR AND SAFETY	UNIFORMS & PROTECTIVE CLOTHING	568.62
8/12/2017	EF056052	CANCELLED	PROCESSING ERROR -CANCELLED	0.00
7/12/2017	EF056053	NEVERFAIL SPRINGWATER LTD	WATER REFILL SERVICE - WASTE FACILITIES	224.25
7/12/2017	EF056054	PFD FOOD SERVICES PTY LTD	GLC KIOSK PURCHASES	1,150.00
7/12/2017	EF056055	PAUL NEEDHAM	STAFF REIMBURSEMENT - PUBLICATIONS	54.95
7/12/2017	EF056056	T-QUIP	MOWER PARTS & SERVICE	1,531.55
7/12/2017	EF056057	LOCAL GOVERNMENT PROFESSIONALS AUSTRALIA (WA DIV	EMPLOYEE TRAINING SERVICES	25.00
7/12/2017	EF056058	BEACHLANDS LAWNMOWING SERVICE	LAWN MOWING SERVICE	520.00
15/12/2017	EF056059	AUSTRALIAN COASTAL COUNCILS ASSOCIATION INC	CONFERENCE REGISTRATION	1,375.00
15/12/2017	EF056060	DATA 3	SOFTWARE LICENCES	227,244.12
15/12/2017	EF056061	TRAFFIC FORCE	TRAFFIC CONTROL SERVICES - VARIOUS LOCATIONS	6,695.15
15/12/2017	EF056062	SARAH PIERSON	STAFF REIMBURSEMENT - DISPLAY STANDS	391.53
15/12/2017	EF056063	FITNESS AUSTRALIA	MEMBERSHIP - GLC	750.00
15/12/2017	EF056064	DIANE HAMILTON	STAFF REIMBURSEMENT - CHRISTMAS DECORATIONS	91.87
15/12/2017	EF056065	CLEVERPATCH	VACATION CARE SUPPLIES	484.47
15/12/2017	EF056066	FIRE & SAFETY WA	FIRE EQUIPMENT SUPPLIER	307.35
15/12/2017	EF056067	LEEWIN CIVIL PTY LTD	HIRE EQUIPMENT SERVICES - CANAL ROCKS RD & YELVERTON RD WORKS	10,914.79
15/12/2017	EF056068	CANCELLED	PROCESSING ERROR -CANCELLED	0.00
15/12/2017	EF056069	ADELPHI TAILORING COMPANY	PROTECTIVE CLOTHING SUPPLIER	832.70
15/12/2017	EF056070	MEDELECT	DEFIBRILLATOR MAINTENANCE	918.50
15/12/2017	EF056071	JIGSAW SIGNS & PRINT	SIGNAGE SERVICES - YCAB	1,760.00
15/12/2017	EF056072	BUNBURY TRUCKS	PLANT PURCHASES / SERVICES / PARTS	2,052.51
15/12/2017	EF056073	STOCKER PRESTON	STRATA LEVY FEES & WATER CONSUMPTION - DUNSB. LIONS PARK	408.70
15/12/2017	EF056074	C & S FERAL PEST SERVICES	PEST CONTROL SERVICES - CORELLA TRAPPING	1,228.00
15/12/2017	EF056075	ARBOR GUY	TREE MAINTENANCE SERVICES	495.00
15/12/2017	EF056076	TOLL IPEC PTY LTD	COURIER SERVICES	20.93
15/12/2017	EF056077	SHOREWATER MARINE PTY LTD	BRIDGE INSPECTIONS - VARIOUS	6,479.00
15/12/2017	EF056078	LANDSAVE ORGANICS	LANDSCAPING SUPPLIES - MULCH	2,117.50
15/12/2017	EF056079	HOLCIM (AUSTRALIA) PTY LTD	BLUE METAL SUPPLY - NORTHERLY RD	1,040.33
15/12/2017	EF056080	GROWING TOWARDS WELLNESS PTY LTD	FORESHORE REVEGETATION - WONNERUP INLET, EAST BSN FORESHORE	1,144.00
15/12/2017	EF056081	PROFESSIONAL CABLING	CABLING SERVICES	374.00
15/12/2017	EF056082	ST JOHN AMBULANCE	TRAINING SERVICES - BUSSELTON SES	128.00
15/12/2017	EF056083	BRIDGESTONE	TYRE SERVICES	741.44
15/12/2017	EF056084	WA EXTERNAL SOLUTIONS	PATIO SUPPLY - VASSE OVAL TRANSPORTABLE	6,424.00

Date	Payment Ref.	Name	Description	Amount
15/12/2017	EF056085	HEATLEYS SAFETY & INDUSTRIAL	SAFETY EQUIPMENT & HARDWARE SUPPLIER	1,005.52
15/12/2017	EF056086	WIZID PTY LTD	WRISTBANDS - GLC	126.50
15/12/2017	EF056087	DATABASE CONSULTANTS AUSTRALIA	SOFTWARE SERVICES	2,090.00
15/12/2017	EF056088	SETON AUSTRALIA	HARDWARE SUPPLIES	48.90
15/12/2017	EF056089	GREY GOLD CONSTRUCTIONS	CONCRETE SERVICES	252.34
15/12/2017	EF056090	GEO METALS	SHEET METAL SERVICES - PUSH PLATES ADMINISTRATION BUILDING	616.00
15/12/2017	EF056091	URBAN ART PROJECTS	STREET FURNITURE - POSSUM PARK	14,962.42
15/12/2017	EF056092	GEOGRAPHE FORD - BUSSELTON	VEHICLE PURCHASES / SERVICES / PARTS	400.00
15/12/2017	EF056093	VORGE PTY LTD	PRO SHOP SUPPLIES - GLC	457.05
15/12/2017	EF056094	PAY-PLAN PTY LTD	SALARY PACKAGING	212.44
15/12/2017	EF056095	ENVIRONEX INTERNATIONAL PTY LTD	POOL CHEMICALS FOR GLC	721.60
15/12/2017	EF056096	COMPLETE PORTABLES	PORTABLE TOILET HIRE	71.50
15/12/2017	EF056097	SCOPE BUSINESS IMAGING	ELECTRONIC EQUIPMENT SERVICING	192.50
15/12/2017	EF056098	LUV A LOLLY	GLC KIOSK PURCHASES	241.25
15/12/2017	EF056099	BUKIDO TAIJUTSU	KIDSPORT VOUCHER	100.00
15/12/2017	EF056100	LOMAX MEDIA	ADVERTISING - GLC & NCC	1,182.50
15/12/2017	EF056101	DANIEL FRITCHLEY	DRAFTING SERVICES - MARINE TCE	3,087.50
15/12/2017	EF056102	SPHERE LEGAL PTY LTD	DEBT COLLECTION SERVICES	25.00
15/12/2017	EF056103	VASSE CRICKET CLUB INC (JUNIORS)	KIDSPORT VOUCHERS	370.00
15/12/2017	EF056104	WESTSIDE TILT TRAY SERVICE	ABANDONED CAR REMOVAL	165.00
15/12/2017	EF056105	OPTUS BILLING SERVICES PTY LTD	FIXED INTERNET ACCESS	3,101.59
15/12/2017	EF056106	DUNSBOROUGH HARDWARE & HOME CENTRE	HARDWARE SERVICES	77.00
15/12/2017	EF056107	OFFICEMAX AUSTRALIA LTD	STATIONERY SUPPLIES	171.38
15/12/2017	EF056108	DEPARTMENT OF HUMAN SERVICES	CHARGES FOR CENTREPAY FACILITY	132.66
15/12/2017	EF056109	ALPHA PEST ANIMAL SOLUTIONS	FOX BAITING - VARIOUS RESERVES	2,750.00
15/12/2017	EF056110	QUALITY PRESS	PRINTING SERVICES - DFES	1,115.95
15/12/2017	EF056111	QUICK CORPORATE AUSTRALIA	STATIONERY AND OFFICE SUPPLIES	24.20
15/12/2017	EF056112	WAVES ENVIRONMENTAL PTY LTD	ENVIRONMENTAL CONSULTING - BSN GROUNDWATER INVESTIGATION	19,852.95
15/12/2017	EF056113	DYMOCKS - BUSSELTON	LIBRARY RESOURCES	4,983.13
15/12/2017	EF056114	JIMS FIRST	HARDWARE SUPPLIES	65.00
15/12/2017	EF056115	DUNSBOROUGH MEDICAL CENTRE	EMPLOYEE MEDICAL SERVICES	155.05
15/12/2017	EF056116	BCP CIVIL & PLANT	PLANT & EQUIPMENT HIRE - VARIOUS WORKS	11,693.00
15/12/2017	EF056117	ERTECH PTY LTD	CONSTRUCTION SERVICES - BMRRRA AIRSIDE	3,763,945.35
15/12/2017	EF056118	STAX CHAIRS	FURNITURE SUPPLIER - GLC & ADMINISTRATION BUILDING	5,627.05
15/12/2017	EF056119	NATURALISTE GLASS PTY LTD	GLASS REPAIRS AND MANUFACTURE	716.07
15/12/2017	EF056120	COLIN WOODFORD CARPENTRY & FINE FURNITURE	CARPENTRY SERVICES - CAPE RISE/MAYBOOK FORREST BOARDWALK	4,702.50
15/12/2017	EF056121	SANDGROPER CONTRACTING	LIQUID WASTE REMOVAL SERVICE	1,130.00
15/12/2017	EF056122	LAUREN QUIGLEY	STAFF REIMBURSEMENT - TRAINING EXPENSES	98.25
15/12/2017	EF056123	COLES.COM.AU	COUNCIL & STAFF REFRESHMENTS	1,216.71

Date	Payment Ref.	Name	Description	Amount
15/12/2017	EF056124	D & A O'CONNOR FAMILY TRUST	CATERING SERVICES - ARTGEO	384.60
15/12/2017	EF056125	THE URBAN COFFEE HOUSE	CATERING - COUNCIL & VARIOUS MEETINGS	1,889.00
15/12/2017	EF056126	MARKETFORCE PTY LTD	ADVERTISING SERVICES - VARIOUS	8,212.92
15/12/2017	EF056127	LOTEX FILTER CLEANING SERVICE	PLANT FILTER CLEANING SERVICE	323.83
15/12/2017	EF056128	GRASS TREES AUSTRALIA	NURSERY SUPPLIES - SOIL MOISTURE PROBE	291.50
15/12/2017	EF056129	JONES MARINE	DIVING MAINTENANCE - SHARK/STINGER NETS	1,400.00
15/12/2017	EF056130	STIHL SHOP DUNSBOROUGH	PLANT PURCHASES / SERVICES / PARTS	64.50
15/12/2017	EF056131	BUSSELTON AUTO ELECTRICS	AUTO ELECTRICAL SERVICES	298.80
15/12/2017	EF056132	BUNBURY COFFEE MACHINES	COFFEE MACHINE LEASE & SUPPLIES - GLC	702.50
15/12/2017	EF056133	BUSSELTON STOCKFEEDS & PET SUPPLIES	ENVIRONMENTAL HEALTH SUPPLIES - BIRD FEED	72.00
15/12/2017	EF056134	PVR INDUSTRIAL PTY LTD	SEWERAGE PIT SERVICING - RAILWAY HOUSE	467.50
15/12/2017	EF056135	THE PLANT SUPPLY CO	NURSERY SUPPLIES - PLANTS	5,165.60
15/12/2017	EF056136	BUSSELTON DUNSBOROUGH MAIL	ADVERTISING SERVICES - VARIOUS	3,719.26
15/12/2017	EF056137	YALLINGUP MAZE	PRIMARY SCHOOL EXCURSION PRIZE	311.00
15/12/2017	EF056138	FORRESTBRIDGE PTY LTD	SOLAR SECURITY CAMERA - RANGERS	365.00
15/12/2017	EF056139	RIDER LEVETT BUCKNALL WA PTY LTD	QUANTITY SURVEY SERVICES - LANDSIDE & AIRSIDE REDEVELOPMENT BMRRRA	32,001.75
15/12/2017	EF056140	ABIGAIL COX	GLC KIOSK PURCHASES	48.00
15/12/2017	EF056141	MDF CONSULTING & PROJECT MANAGEMENT	SOFTWARE TRAINING SERVICES	5,335.52
15/12/2017	EF056142	EMILY DOUGLAS DESIGN	GRAPHIC DESIGN WORK - ARTGEO	170.50
15/12/2017	EF056143	ALINTA ENERGY	GAS SERVICES	31.50
15/12/2017	EF056144	ROBERT'S TILT TRAY & HIAB SERVICE	FREIGHT	825.00
15/12/2017	EF056145	DOUTH CONTRACTING	PROPERTY & GARDEN MAINTENANCE - AGED HOUSING	353.10
15/12/2017	EF056146	GRAHAM HAY	PHOTOGRAPHY SERVICES	100.00
15/12/2017	EF056147	SHAPE MANAGEMENT	CONSULTANCY SERVICES FOR MAJOR PROJECTS	19,800.00
15/12/2017	EF056148	CORSIGN WA PTY LTD	SINGAGE AND TRAFFIC ACCESSORIES	443.30
15/12/2017	EF056149	CANCELLED	PROCESSING ERROR -CANCELLED	0.00
15/12/2017	EF056150	BUSSELTON SHEDS PLUS	SHED SUPPLIER - BUSSELTON TENNIS CLUB	8,205.00
15/12/2017	EF056151	WELL DONE INTERNATIONAL PTY LTD	AFTERHOURS CALL CENTRE SERVICE	2,867.04
15/12/2017	EF056152	STALEY FOOD & PACKAGING	CLEANING SUPPLIES - VARIOUS	4,529.17
15/12/2017	EF056153	BAY SIGNS	SIGNAGE SERVICES	10.00
15/12/2017	EF056154	COWARA CONTRACTORS PTY LTD	SAND SUPPLY - BUSSELTON WASTE FACILITY	3,890.81
15/12/2017	EF056155	DUNSBOROUGH & DISTRICTS WATER CARTAGE	WATER CARTAGE SERVICES - RENDEZVOUS RD PROPERTIES	3,168.00
15/12/2017	EF056156	PASSMORE AUTOMOTIVE	VEHICLE MAINTENANCE SERVICES	1,479.05
15/12/2017	EF056157	FYFE PTY LTD	CONTAMINATED LAND AUDITOR SERVICES	7,238.00
15/12/2017	EF056158	BUSSELTON REWINDS	PUMP REPLACEMENT (2) GLC	10,868.18
15/12/2017	EF056159	ESPRESSO ESSENTIAL (WA) PTY LTD	COFFEE MACHINE SUPPLIES - BUSSELTON LIBRARY	344.40
15/12/2017	EF056160	INSTITUTE OF BUILDING TECHNOLOGY WESTERN AUSTRALIA	STAFF EDUCATION & TRAINING	3,227.22
15/12/2017	EF056161	CANCELLED	PROCESSING ERROR -CANCELLED	0.00
15/12/2017	EF056162	GEOBOX PTY LTD	VEHICLE CAMERAS - MONTHLY SERVICE FEES	198.00

Date	Payment Ref.	Name	Description	Amount
15/12/2017	EF056163	TENDERLINK.COM	SOFTWARE SERVICES	165.00
15/12/2017	EF056164	OPTEON WESTERN AUSTRALIA PTY LTD	VALUATION SERVICES - BMRRA	1,980.00
15/12/2017	EF056165	BCL GROUP PTY LTD	CONSTRUCTION SERVICES - QUEEN STREET UPGRADE	175,077.60
15/12/2017	EF056166	STATE 28 INTERIORS	INTERIOR DESIGN SERVICES - YCAB	2,772.00
15/12/2017	EF056167	KITCHEN TAKEOVERS	CATERING - VARIOUS MEETINGS	18.00
15/12/2017	EF056168	BAYTHE LINEN AND LAUNDRY	SUPPLY OF CLEAN LINEN	97.75
15/12/2017	EF056169	JASCON SOLUTIONS PTY LTD	CONSULTANCY - UVA SURVEY LUDLOW PARK RD PIT	941.13
15/12/2017	EF056170	FRESH AS	GLC KIOSK PURCHASES	241.20
15/12/2017	EF056171	SUSSEX TURF RENOVATION	TURF WORKS & SHOULDER SLASHING - VARIOUS	15,410.00
15/12/2017	EF056172	AUBREY SMITH	ANIMATION SERVICES - BIKE SAFETY TRAINING	2,500.00
15/12/2017	EF056173	REVOLUTION APPS PTY LTD	COMMUNITY ORDER FULFILMENT - COMPOST BINS	3,280.20
15/12/2017	EF056174	HACER PTY LTD	CONSTRUCTIONS SERVICES - BMRRA NOISE AMELIORATION WORKS	84,733.00
15/12/2017	EF056175	OFFICEWORKS	OFFICE EQUIPMENT SERVICES	64.61
15/12/2017	EF056176	AMBERGATE PLUMBING	PLUMBING SERVICES - VARIOUS	1,053.65
15/12/2017	EF056177	DEERING AUTRONICS	TRAFFIC SIGN SUPPLIER - TRAILER MOUNTED	20,651.80
15/12/2017	EF056178	DORSOGNA LIMITED	GLC KIOSK PURCHASES	1,011.90
15/12/2017	EF056179	EWS AUSTRALIA PTY LTD	WATER LEVEL SENSOR - TOBY INLET	5,164.50
15/12/2017	EF056180	BOWEN-SANT DESIGN	LOGO DESIGN SERVICE - BMMRA	3,500.00
15/12/2017	EF056181	MARAS CONSTRUCTION	MAINTENANCE SERVICES	440.00
15/12/2017	EF056182	PHATMATS	FITNESS MATS SUPPLIER- NCC	1,485.00
15/12/2017	EF056183	WAYNE THIEL	PRIMARY SCHOOL EXCURSION PRIZE - TRANSPORT	280.00
15/12/2017	EF056184	THE PRINT SHOP BUNBURY	PRINTED MATERIALS - GLC & NCC ADVERTISING	2,482.00
15/12/2017	EF056185	ERGOLINK	ERGONOMIC OFFICE EQUIPMENT	175.43
15/12/2017	EF056186	RODNEY COURT	TILING SERVICES - YCAB	3,080.00
15/12/2017	EF056187	ROB GRIFFITHS PRINTER	PRINTING SERVICES - GLC	256.77
15/12/2017	EF056188	ARROW BRONZE	MEMORIAL PLAQUES SUPPLIER	499.06
15/12/2017	EF056189	STEWART & HEATON CLOTHING CO PTY LTD	PROTECTIVE CLOTHING SUPPLIER	1,297.58
15/12/2017	EF056190	PK COURIERS	COURIER SERVICES	390.50
15/12/2017	EF056191	BUSSELTON TOYOTA	VEHICLE PURCHASES / SERVICES / PARTS	1,532.05
15/12/2017	EF056192	BOC GASES AUSTRALIA LTD	GAS SERVICES	1,248.82
15/12/2017	EF056193	DAVID GRAY & CO	GARBAGE BINS & PARTS SUPPLIER	138.82
15/12/2017	EF056194	FENNESSY'S	VEHICLE PURCHASES / SERVICES / PARTS	285.00
15/12/2017	EF056195	FTE ENGINEERING	MAINTENANCE SERVICES	272.25
15/12/2017	EF056196	GROCOCK GLASS	GLASS WORK SERVICES	172.10
15/12/2017	EF056197	GEOGRAPHE TIMBER & HARDWARE	HARDWARE SUPPLIES	187.35
15/12/2017	EF056198	DUCHESS MEDICAL PRACTICE	EMPLOYEE MEDICAL SERVICES	260.80
15/12/2017	EF056199	NICHOLLS MACHINERY	PLANT PURCHASES / SERVICES / PARTS	18,774.23
15/12/2017	EF056200	LANDGATE CUSTOMER ACCOUNT	LAND INFORMATION AND TITLE SEARCHES	278.30
15/12/2017	EF056201	HANSON CONST. MATERIALS PTY LTD	CONCRETE SERVICES - VARIOUS FOOTPATHS	2,079.77

Date	Payment Ref.	Name	Description	Amount
15/12/2017	EF056202	RAECO INTERNATIONAL PTY LTD	HARDWARE SUPPLIES	682.11
15/12/2017	EF056203	DELRON CLEANING BUSSELTON	BBQ CLEANING - VARIOUS LOCATIONS	8,474.46
15/12/2017	EF056204	SOUTH WEST STEEL PRODUCTS	STEEL PRODUCTS SUPPLIER	431.47
15/12/2017	EF056205	HOLCIM (AUSTRALIA) PTY LTD	CONCRETE SERVICES - BUSSELTON FORESHORE	553.30
15/12/2017	EF056206	GEOGRAPHE PETROLEUM	FUEL SERVICES	9,050.98
15/12/2017	EF056207	LANDGATE (VALUER GENERAL'S OFFICE)	LAND VALUATIONS	477.85
15/12/2017	EF056208	PENDREY AGENCIES P/L	CHEMICAL / RURAL SUPPLIES - FERTILIZER & PESTICIDES	2,774.17
15/12/2017	EF056209	WINC AUSTRALIA PTY LTD	STATIONERY SUPPLIER	1,710.02
15/12/2017	EF056210	BUSSELTON MOTORS (MITSUBISHI/MAZDA)	VEHICLE PURCHASES / SERVICES / PARTS	2,035.53
15/12/2017	EF056211	BUNBURY PLASTICS	MAINTENANCE SERVICES - RAILWAY HOUSE DISPLAYS	499.40
15/12/2017	EF056212	THINK WATER DUNSBOROUGH	FITTINGS FOR NEW CELL PUMP - DUNSB. WASTE FACILITY	1,220.81
15/12/2017	EF056213	DUNSBOROUGH BOBCAT SERVICE	EARTHMOVING / BOBCAT HIRE - VARIOUS	990.00
15/12/2017	EF056214	ROD'S AUTO ELECTRICS	AUTO ELECTRICAL SERVICES	133.19
15/12/2017	EF056215	OTIS ELEVATOR COMPANY PTY LTD	ELEVATOR SERVICES - CRC	1,473.88
15/12/2017	EF056216	SW PRECISION PRINT	PRINTING SERVICES - BUSINESS CARDS	870.00
15/12/2017	EF056217	SOUTH WEST ISUZU	PLANT PURCHASES / SERVICES / PARTS	414.19
15/12/2017	EF056218	BLACKWOODS	FLEET CONSUMABLES & MAINTENANCE PARTS, SAFETY EQUIPMENT	4,068.88
15/12/2017	EF056219	ANIMAL PEST MANAGEMENT SERVICES	PEST CONTROL SERVICES - MEELUP REGIONAL PARK	3,124.00
15/12/2017	EF056220	REPCO AUTO PARTS	PLANT PURCHASES / SERVICES / PARTS	26.32
15/12/2017	EF056221	ACTIV FOUNDATION INC	SHREDDING SERVICES	88.00
15/12/2017	EF056222	BUSSELTON PEST & WEED CONTROL	PEST & WEED CONTROL SERVICES - VARIOUS LOCATIONS	1,089.55
15/12/2017	EF056223	WESTRAC EQUIPMENT P/L	PLANT PURCHASES / SERVICES / PARTS	3,771.09
15/12/2017	EF056224	BUSSELTON BUILDING PRODUCTS	BUILDING PRODUCT SUPPLIER	341.60
15/12/2017	EF056225	LAWRENCE & HANSON	HARDWARE & PROTECTIVE CLOTHING SUPPLIES	2,877.20
15/12/2017	EF056226	BUSSELTON FLORIST	FLOWERS AND GIFTS	95.00
15/12/2017	EF056227	B & B STREET SWEEPING	STREET SWEEPING SERVICE	1,994.25
15/12/2017	EF056228	WORK CLOBBER	PROTECTIVE CLOTHING SUPPLIER	104.00
15/12/2017	EF056229	AMITY SIGNS	SIGNAGE SERVICES	74.25
15/12/2017	EF056230	BSEWA	ELECTRICAL SERVICES	687.22
15/12/2017	EF056231	KLEENHEAT GAS	GAS SERVICES	1,273.90
15/12/2017	EF056232	WHITELAND MILLING	TIMBER SUPPLIES	206.84
15/12/2017	EF056233	BUNNINGS BUILDING SUPPLIES	HARDWARE SUPPLIES	617.09
15/12/2017	EF056234	RUBEK AUTOMATIC DOORS	AUTOMATIC DOOR SERVICES - GLC	346.50
15/12/2017	EF056235	BENARA NURSERY	NURSERY SUPPLIES - PLANTS	784.85
15/12/2017	EF056236	CAMPBELLS	GLC KIOSK PURCHASES	422.62
15/12/2017	EF056237	SOUTHWEST TYRE SERVICE	PLANT TYRE SUPPLIER / REPAIRER	2,376.50
15/12/2017	EF056238	A D COOTE & CO	LIGHTING COLUMNS - GOOSE CARPARK	2,794.00
15/12/2017	EF056239	CHUBB FIRE & SECURITY PTY LTD	FIRE EQUIPMENT SERVICES - YCAB	2,127.62
15/12/2017	EF056240	COLES	COUNCIL, GLC & STAFF REFRESHMENTS	751.77

Date	Payment Ref.	Name	Description	Amount
15/12/2017	EF056241	WEST AUSTRALIAN ELECTORAL COMMISSION	LOCAL GOVERNMENT ELECTION EXPENSES	101,564.25
15/12/2017	EF056242	METROCOUNT	BATTERY SUPPLIER	165.00
15/12/2017	EF056243	CARDNO (WA) PTY LTD	CONSULTANCY SERVICES - VARIOUS	10,604.00
15/12/2017	EF056244	SOUTH WEST FIRE	FIRE EQUIPMENT SUPPLIER - PUMP PARTS	1,177.72
15/12/2017	EF056245	EARTH 2 OCEAN COMMUNICATIONS	COMMUNICATION SERVICES - RADIO REPAIRS	1,358.40
15/12/2017	EF056246	D W & S V ROBERTS	CONCRETE SERVICES - VASSE SPORTING OVAL TRANSPORTABLE & VARIOUS	9,737.30
15/12/2017	EF056247	CLEANAWAY	WASTE MANAGEMENT SERVICES	3,849.71
15/12/2017	EF056248	PERKINS BUILDERS	CONSTRUCTION SERVICES - JETTY PRECINCT HIGH AMENITY AREA	599,619.13
15/12/2017	EF056249	RICOH BUSINESS CENTRE	OFFICE EQUIPMENT SERVICES - PHOTOCOPYING	7,839.99
15/12/2017	EF056250	CANCELLED	PROCESSING ERROR -CANCELLED	0.00
15/12/2017	EF056251	SUEZ RECYCLING & RECOVERY PTY LTD	WASTE MANAGEMENT SERVICES	3,674.00
15/12/2017	EF056252	CAPE CELLARS BUSSELTON	REFRESHMENTS - CIVIC AREA	213.30
15/12/2017	EF056253	SPORTSWORLD OF WA	PRO SHOP SUPPLIES - GLC	1,675.30
15/12/2017	EF056254	GLOBE SIGN CO.	SIGNAGE SERVICES - DOG SIGNS FOR EAGLE BAY	1,293.60
15/12/2017	EF056255	VM VISIMAX	PROTECTIVE CLOTHING SUPPLIER	595.60
15/12/2017	EF056256	BURKE AIR	AIR CONDITIONING SERVICES	4,299.90
15/12/2017	EF056257	FOXTEL CABLE TELEVISION PTY LTD	CABLE TV SUBSCRIPTION - GLC	210.00
15/12/2017	EF056258	GEOGRAPHE SAWS AND MOWERS	PLANT PURCHASES / SERVICES / PARTS	1,229.00
15/12/2017	EF056259	TOTAL HORTICULTURAL SERVICES	LANDSCAPING SERVICES - KEALY	14,000.00
15/12/2017	EF056260	RMS (AUST) PTY LTD	SOFTWARE SERVICES	49.50
15/12/2017	EF056261	CAPE RURAL CONTRACTING	ROADSIDE SLASHING - VARIOUS LOCATIONS	4,140.00
15/12/2017	EF056262	PHONOGRAPHIC PERFORMANCE CO. OF AUST. LTD.	LICENCE RENEWALS - GLC	4,088.20
15/12/2017	EF056263	BEACHSIDE BUILDING & MAINTENANCE	PAINTING SERVICES - VARIOUS BUILDINGS	6,471.00
15/12/2017	EF056264	ARUP PTY LTD	DESIGN SERVICES - BMRRRA LANDSIDE	243,107.70
15/12/2017	EF056265	CANCELLED	PROCESSING ERROR -CANCELLED	0.00
15/12/2017	EF056266	HIP POCKET WORK WEAR AND SAFETY	UNIFORMS & PROTECTIVE CLOTHING	1,098.13
21/12/2017	EF056267	HIF	HEALTH INSURANCE	229.40
21/12/2017	EF056268	PAY-PLAN PTY LTD	SALARY PACKAGING	20,493.38
21/12/2017	EF056269	RENTAL MANAGEMENT AUSTRALIA PTY LTD	RENTAL LEASE AGREEMENT	800.00
21/12/2017	EF056270	GR & LC CHRISTIAN	RENTAL LEASE AGREEMENT	1,200.00
21/12/2017	EF056271	AUSTRALIAN TAXATION OFFICE	PAYG TAXATION	268,632.00
21/12/2017	EF056272	AUSTRALIAN SERVICES UNION	UNION FEES	82.35
21/12/2017	EF056273	HBF HEALTH LIMITED	MEDICAL INSURANCE	527.55
21/12/2017	EF056274	LOCAL GOV'T RACE COURSE & CEMETERY EMPLOYEES	UNION FEES	440.76
21/12/2017	EF056275	DEPUTY CHILD SUPPORT REGISTRAR	SALARY DEDUCTIONS	445.01
21/12/2017	EF056276	CITY OF BUSSELTON-SOCIAL CLUB	SOCIAL CLUB REIMBURSEMENT	190.00
21/12/2017	EF056277	STAFF CHRISTMAS CLUB	PAYROLL DEDUCTIONS	4,257.18
20/12/2017	EF056278	CLICKSUPER PTY LTD	SUPERANNUATION	171,593.08
22/12/2017	EF056279	AUSTRALIAN COASTAL COUNCILS ASSOCIATION INC	EMPLOYEE TRAINING SERVICES	1,578.50

Date	Payment Ref.	Name	Description	Amount
22/12/2017	EF056280	ELLIOTS IRRIGATION PTY LTD	IRON FILTER SERVICE	838.20
22/12/2017	EF056281	WALGA	WALGA TRAINING SERVICES	429.00
22/12/2017	EF056282	RED CHERRY DESIGN STUDIO	GRAPHIC DESIGN SERVICES - BIN SURROUNDS	990.00
22/12/2017	EF056283	TRAFFIC FORCE	TRAFFIC CONTROL SERVICES - VARIOUS LOCATIONS	8,885.46
22/12/2017	EF056284	DANIEL ABRAHAMSE	STAFF REIMBURSEMENT - INTERNET ACCESS	250.00
22/12/2017	EF056285	BUSSELTON HYDRAULIC SERVICES INC	HYDRAULIC SERVICES	684.29
22/12/2017	EF056286	PHIL HOLLETT PHOTOGRAPHY	ART SALES	35.70
22/12/2017	EF056287	MEDELECT	DEFIBRILLATOR MAINTENANCE	346.50
22/12/2017	EF056288	BUNBURY TRUCKS	PLANT PURCHASES / SERVICES / PARTS	1,455.32
22/12/2017	EF056289	STOCKER PRESTON	STRATA LEVY FEES & WATER CONSUMPTION - LIONS PARK	1,893.41
22/12/2017	EF056290	MIKE ARCHER	STAFF REIMBURSEMENT - VEHICLE HIRE	427.98
22/12/2017	EF056291	TRACIE ANDERSON	ART SALES	353.70
22/12/2017	EF056292	PHOENIX FOUNDRY PTY LTD	MEMORIAL PLAQUES SUPPLIER	200.20
22/12/2017	EF056293	TOLL IPEC PTY LTD	COURIER SERVICES	10.44
22/12/2017	EF056294	3E CONSULTING ENGINEERS PTY LTD	ELECTRICAL DESIGN SERVICES - JETTY PRECINCT	3,093.75
22/12/2017	EF056295	DEPARTMENT OF TRANSPORT	VEHICLE OWNERSHIP SEARCHES	368.50
22/12/2017	EF056296	LANDSAVE ORGANICS	LANDSCAPING SERVICE -LAWN BLEND	550.00
22/12/2017	EF056297	ORANA CINEMAS BUSSELTON	ADVERTISING SERVICES	92.00
22/12/2017	EF056298	ST JOHN AMBULANCE	FIRST AID SUPPLIES & DEFIBRILLATOR CABINET (GLC)	451.25
22/12/2017	EF056299	CR. J McCALLUM	COUNCILLOR REIMBURSEMENT	384.50
22/12/2017	EF056300	DOROTHY SADDLETON	ART SALES	48.30
22/12/2017	EF056301	HEATLEYS SAFETY & INDUSTRIAL	SAFETY EQUIPMENT & HARDWARE SUPPLIER	1,330.89
22/12/2017	EF056302	BUSSELTON BEARING SERVICES	BEARING SUPPLIES	3,591.52
22/12/2017	EF056303	MCLEODS BARRISTERS & SOLICITORS	LEGAL SERVICES	4,364.73
22/12/2017	EF056304	COMPLETE PORTABLES	PORTABLE TOILET HIRE	148.50
22/12/2017	EF056305	MARY EVERUSS	STAFF REIMBURSEMENT - VACATION CARE RESOURCES	82.75
22/12/2017	EF056306	COVS PARTS PTY LTD	AUTOMOTIVE PARTS	165.07
22/12/2017	EF056307	MARGARET RIVER FENCING	FENCING SERVICES - VARIOUS LOCATIONS	2,420.00
22/12/2017	EF056308	SOUTH WEST EMPLOYEE ASSISTANCE PROGRAM	EMPLOYEE MEDICAL SERVICES	4,488.00
22/12/2017	EF056309	NALDA HOSKINS	ART SALES	50.40
22/12/2017	EF056310	JACQUELINE HAPP	STAFF REIMBURSEMENT - HARDWARE FOR RAILWAY HOUSE DISPLAYS	52.45
22/12/2017	EF056311	SEA CHANGE NEWS & GIFTS	LIBRARY RESOURCES - NEWSPAPERS	148.50
22/12/2017	EF056312	WESTSIDE TILT TRAY SERVICE	ABANDONED CAR REMOVAL	660.00
22/12/2017	EF056313	NAMES PLUS EMBROIDERY	EMBROIDERY SERVICES	944.40
22/12/2017	EF056314	DYMOCKS - BUSSELTON	LIBRARY RESOURCES	334.21
22/12/2017	EF056315	BROADWATER MEDICAL CENTRE	EMPLOYEE MEDICAL SERVICES	357.50
22/12/2017	EF056316	ERTECH PTY LTD	DESIGN & CONSTRUCTION SERVICES - BMRR LANDSIDE	225,009.49
22/12/2017	EF056317	COLES.COM.AU	COUNCIL & STAFF REFRESHMENTS	247.28
22/12/2017	EF056318	PRIMARY LOGISTICS	LITTER COLLECTION SERVICES	827.20

Date	Payment Ref.	Name	Description	Amount
22/12/2017	EF056319	CREATIVE EIGHT STUDIO	DESIGN SERVICES - MEELUP REGIONAL PARK	352.00
22/12/2017	EF056320	CR. R REEKIE	COUNCILLOR REIMBURSEMENT	80.00
22/12/2017	EF056321	FRONTLINE FIRE & RESCUE EQUIPMENT	EMERGENCY RESPONSE EQUIPMENT - WATER PUMP FOR YALLINGUP BRIGADE	3,659.83
22/12/2017	EF056322	ALASTAIR TAYLOR	ART SALES	4.20
22/12/2017	EF056323	BUNBURY COFFEE MACHINES	COFFEE MACHINE SUPPLIES - GLC	259.00
22/12/2017	EF056324	EMMA HEYS	STAFF REIMBURSEMENT - TRAINING EXPENSES	2,000.00
22/12/2017	EF056325	ABIGAIL COX	GLC KIOSK PURCHASES	32.00
22/12/2017	EF056326	DENADA SURVEYS PTY LTD	SURVEYING SERVICES - TOBY INLET	2,750.00
22/12/2017	EF056327	DOUTH CONTRACTING	PROPERTY & GARDEN MAINTENANCE - AGED HOUSING	345.95
22/12/2017	EF056328	HISCONF PTY LTD	KITCHEN EQUIPMENT - KALOORUP ROOM	637.78
22/12/2017	EF056329	BURGTEC AUSTRALIA PTY LTD	COMMERCIAL FURNITURE - YCAB	18,183.00
22/12/2017	EF056330	TIMBER INSIGHT	STRUCTURAL ASSESSMENT - MARGARET STREET BRIDGE	12,430.00
22/12/2017	EF056331	ABEC ENVIRONMENTAL CONSULTING PTY LTD	ENVIRONMENTAL CONSULTING - RENDEZVOUS ROAD, VASSE	4,620.00
22/12/2017	EF056332	MARGARET COY	ART SALES	99.00
22/12/2017	EF056333	CORSIGN WA PTY LTD	SIGNAGE SERVICES - ROADWORKS & DEPOT	1,485.00
22/12/2017	EF056334	LSV BORRELLO LAWYERS	LEGAL ADVICE	7,113.70
22/12/2017	EF056335	ALL SEA CHARTERS	REFUND OF MARINE BERTHING BOND	4,500.00
22/12/2017	EF056336	ELAMOORE NATURAL SOAPS & COSMETICS PTY LTD	ART SALES	48.00
22/12/2017	EF056337	STALEY FOOD & PACKAGING	CLEANING CHEMICALS	276.59
28/12/2017	EF056338	CANCELLED	PROCESSING ERROR -CANCELLED	0.00
22/12/2017	EF056339	DUNSBOROUGH & DISTRICTS WATER CARTAGE	WATER CARTAGE SERVICES - RENDEZVOUS RD PROPERTIES	594.00
22/12/2017	EF056340	PASSMORE AUTOMOTIVE	VEHICLE MAINTENANCE SERVICES	915.60
22/12/2017	EF056341	GSR LASER TOOLS	CONSTRUCTION SURVEY INSTRUMENTS	495.00
22/12/2017	EF056342	INSTITUTE OF BUILDING TECHNOLOGY WESTERN AUSTRALIA	EMPLOYEE EDUCATION AND TRAINING	694.53
22/12/2017	EF056343	HARVEY NORMAN AV/IT SUPERSTORE BUSSELTON	ELECTRICAL APPLIANCE SUPPLIER	264.00
22/12/2017	EF056344	TENDERLINK.COM	TENDER ADVERTISING	165.00
22/12/2017	EF056345	KITCHEN WORKS	GIFT VOUCHERS - BUSSELTON LIBRARY	80.00
22/12/2017	EF056346	JSF BRUSHES	INDUSTRIAL BRUSHES FOR ROAD BROOM	3,432.00
22/12/2017	EF056347	KITCHEN TAKEOVERS	CATERING - VARIOUS MEETINGS	891.00
22/12/2017	EF056348	AQUAVIVA CATERING	CATERING - COUNCIL & VARIOUS MEETINGS	1,225.00
22/12/2017	EF056349	BAYTHE LINEN AND LAUNDRY	SUPPLY OF CLEAN LINEN	409.70
22/12/2017	EF056350	FRESH AS	GLC KIOSK PURCHASES	120.60
22/12/2017	EF056351	REVOLUTION APPS PTY LTD	COMMUNITY ORDER FULFILMENT - COMPOST BINS	65.20
22/12/2017	EF056352	PRIME MEDIA GROUP LTD	ADVERTISING SERVICES - VARIOUS	4,182.20
22/12/2017	EF056353	OVERFLOW INDUSTRIAL PTY LTD	DESIGN & CONSTRUCTION - LEACHATE SYSTEM DUNSB. WASTE FACILTY	94,364.29
22/12/2017	EF056354	SJ TRAFFIC MANAGEMENT PTY LTD	HIRE EQUIPMENT SERVICES - LIGHTING TOWERS QUEEN ST	1,650.00
22/12/2017	EF056355	AMBERGATE PLUMBING	PLUMBING SERVICES - VARIOUS	2,014.92
22/12/2017	EF056356	DORSOGNA LIMITED	GLC KIOSK PURCHASES	1,718.93
22/12/2017	EF056357	SPENCER SIGNS	SIGNAGE SERVICES	198.00

Date	Payment Ref.	Name	Description	Amount
22/12/2017	EF056358	VERBAL JUDO	EMPLOYEE TRAINING SERVICES	10,190.40
22/12/2017	EF056359	ERGOLINK	ERGONOMIC OFFICE EQUIPMENT	358.63
22/12/2017	EF056360	NEW WORLD ARTIST	PERFORMANCE ARTIST FEE - YCAB OPENING	22,000.00
22/12/2017	EF056361	PRIVATE PROPERTIES SERVICES	REFUND OF HOLIDAY HOME REGISTRATION FEE - APP. CANCELLED	364.00
22/12/2017	EF056362	TANNIS BRENNAN	REFUND OF ANIMAL TRAP BOND	100.00
22/12/2017	EF056363	SALLY WILD	BJTP REFUND FEE	15.00
22/12/2017	EF056364	STEWART & HEATON CLOTHING CO PTY LTD	PROTECTIVE CLOTHING SUPPLIER	178.27
22/12/2017	EF056365	SPOTLIGHT	VACATION CARE SUPPLIES	80.00
22/12/2017	EF056366	BUSSELTON TOYOTA	VEHICLE PURCHASES / SERVICES / PARTS	521.15
22/12/2017	EF056367	CJD EQUIPMENT PTY LTD	PLANT PURCHASES / SERVICES / PARTS	523.03
22/12/2017	EF056368	FENNESSY'S	VEHICLE PURCHASES / SERVICES / PARTS	285.55
22/12/2017	EF056369	FTE ENGINEERING	RAILING REPAIRS - BUSSELTON WASTE FACILITY	1,373.90
22/12/2017	EF056370	KD POWER & CO	BRICK SUPPLIER	660.00
21/12/2017	EF056371	CANCELLED	PROCESSING ERROR -CANCELLED	0.00
22/12/2017	EF056372	NICHOLLS MACHINERY	PLANT PURCHASES / SERVICES / PARTS	1,405.16
22/12/2017	EF056373	ROYAL LIFE SAVING SOCIETY - WESTERN AUSTRALIA	TRAINING SERVICES & CERTIFICATES	797.30
22/12/2017	EF056374	LANDGATE CUSTOMER ACCOUNT	LAND INFORMATION AND TITLE SEARCHES	126.50
22/12/2017	EF056375	HANSON CONST. MATERIALS PTY LTD	CONCRETE SERVICES	762.30
22/12/2017	EF056376	WINC AUSTRALIA PTY LTD	STATIONERY SUPPLIER	690.82
22/12/2017	EF056377	BUSSELTON MOTORS (MITSUBISHI/MAZDA)	VEHICLE PURCHASES / SERVICES / PARTS	676.32
22/12/2017	EF056378	ZIPFORM	PRINTING SERVICES - RATE NOTICES	10,602.06
22/12/2017	EF056379	BUNBURY PLASTICS	MAINTENANCE SERVICES - RAILWAY HOUSE DISPLAYS	833.80
22/12/2017	EF056380	COURIER AUSTRALIA	COURIER SERVICES	613.22
22/12/2017	EF056381	DUNSBOROUGH BOBCAT SERVICE	EARTHMOVING / BOBCAT HIRE - DUNSB. SEA RESCUE	247.50
22/12/2017	EF056382	PRO-LINE KERBING	KERBING SERVICES	6,579.76
22/12/2017	EF056383	AUSTRALIA POST	POSTAL SERVICE	4,837.87
22/12/2017	EF056384	SOUTH WEST ISUZU	PLANT PURCHASES / SERVICES / PARTS	777.86
22/12/2017	EF056385	BLACKWOODS	FLEET CONSUMABLES & MAINTENANCE PARTS	183.88
22/12/2017	EF056386	ACTIV FOUNDATION INC	MAINTENANCE SERVICES - RESERVES	6,682.50
22/12/2017	EF056387	BUSSELTON PEST & WEED CONTROL	PEST & WEED CONTROL SERVICES - VARIOUS LOCATIONS	1,507.00
22/12/2017	EF056388	WEST OZ LINEMARKING	LINE MARKING SERVICES - VARIOUS	4,154.70
22/12/2017	EF056389	BUSSELTON MULTI SERVICE	ENGRAVING SERVICES	77.00
22/12/2017	EF056390	WESTRAC EQUIPMENT P/L	PLANT PURCHASES / SERVICES / PARTS	1,527.84
22/12/2017	EF056391	LAWRENCE & HANSON	HARDWARE & PROTECTIVE CLOTHING SUPPLIES	2,160.69
22/12/2017	EF056392	YALLINGUP RURAL BUSHFIRE BRIGADE	PETTY CASH REIMBURSEMENT	875.90
22/12/2017	EF056393	B & B STREET SWEEPING	STREET SWEEPING SERVICE	7,340.97
22/12/2017	EF056394	WORK CLOBBER	PROTECTIVE CLOTHING SUPPLIER	711.00
22/12/2017	EF056395	TOTAL EDEN PTY LTD	RETICULATION SUPPLIES	12,408.99
22/12/2017	EF056396	BSEWA	ELECTRICAL SERVICES - VARIOUS	40,344.93

Date	Payment Ref.	Name	Description	Amount
22/12/2017	EF056397	BUNNINGS BUILDING SUPPLIES	HARDWARE SUPPLIES	624.43
22/12/2017	EF056398	W A TREASURY CORPORATION	LOAN REPAYMENTS	780,950.20
22/12/2017	EF056399	BUSSELTON REFRIGERATION & AIRCONDITIONING	FRIDGE DEGASSING - WASTE FACILITIES	1,400.00
22/12/2017	EF056400	SOUTHWEST TYRE SERVICE	PLANT TYRE SUPPLIER / REPAIRER	3,509.00
22/12/2017	EF056401	BRAD GOODE & ASSOCIATES PTY LTD	CONSULTANCY SERVICES - WINDLEMERE RESERVE WALK TRAILS	2,202.75
22/12/2017	EF056402	COATES HIRE	HIRE EQUIPMENT SERVICES	726.00
22/12/2017	EF056403	SIGMA COMPANIES GROUP PTY LTD	POOL CHEMICALS FOR GLC	281.00
22/12/2017	EF056404	COLES	COUNCIL, GLC & STAFF REFRESHMENTS	697.50
22/12/2017	EF056405	BAREFOOT BOOKS	LIBRARY RESOURCES	417.45
22/12/2017	EF056406	CAPERS SOUTHWEST CATERING SERVICES	CATERING - VARIOUS MEETINGS & EVENTS	4,637.50
22/12/2017	EF056407	KALOORUP BUSHFIRE BRIGADE	PETTY CASH REIMBURSEMENT	104.88
22/12/2017	EF056408	DARDANUP BUTCHERING COMPANY DBC	CATERING - EMPLOYEE FAREWELL	511.84
22/12/2017	EF056409	BUSSELTON WELDING SERVICES	WELDING SERVICES - YALLINGUP BALUSTRADING	4,950.00
22/12/2017	EF056410	MALCOLM THOMPSON PUMPS	PUMP SERVICES	159.50
22/12/2017	EF056411	CLEANAWAY	WASTE MANAGEMENT SERVICES	88,912.21
22/12/2017	EF056412	AUTO ONE	PLANT PURCHASES / SERVICES / PARTS	2,185.68
22/12/2017	EF056413	SUSSEX BUSHFIRE BRIGADE	PETTY CASH REIMBURSEMENT	360.39
22/12/2017	EF056414	HEAVY AUTOMATICS	PLANT PURCHASES / SERVICES / PARTS	145.23
21/12/2017	EF056415	CANCELLED	PROCESSING ERROR -CANCELLED	0.00
22/12/2017	EF056416	CAPE CELLARS BUSSELTON	REFRESHMENTS - CIVIC AREA	440.96
22/12/2017	EF056417	COCA COLA - AMATIL PTY LTD	GLC KIOSK PURCHASES	533.52
22/12/2017	EF056418	AUSTRALIAN LOCAL GOVERNMENT JOB DIRECTORY PTY LTD	ADVERTISING SERVICES	979.00
22/12/2017	EF056419	LOCK AROUND THE CLOCK	SECURITY SERVICES - VARIOUS LOCK AND KEY REPAIRS/SUPPLY	3,506.98
22/12/2017	EF056420	SURVCON PTY LTD	SURVEY SERVICES - VARIOUS	10,784.68
22/12/2017	EF056421	LEEUEWIN TRANSPORT	COURIER SERVICES	2,565.01
22/12/2017	EF056422	GRASSIAS TURF MANAGEMENT	CRICKET PITCH MANAGEMENT SERVICES - BOVELL & BARNARD PARKS	3,900.00
22/12/2017	EF056423	GEOGRAPHE SAWS AND MOWERS	PLANT PURCHASES / SERVICES / PARTS	4,703.90
22/12/2017	EF056424	SAFE & SURE SECURITY PTY LTD	SECURITY SERVICES - ALARM OCCURANCES	1,210.00
22/12/2017	EF056425	FATHER AND SON REMOVALS	REMOVALIST SERVICES - YCAB	550.00
22/12/2017	EF056426	LD TOTAL	LANDSCAPING SERVICES	495.00
22/12/2017	EF056427	TOTAL HORTICULTURAL SERVICES	LANDSCAPING SERVICES - VARIOUS	71,903.70
22/12/2017	EF056428	SANITY - BUSSELTON	LIBRARY RESOURCES	779.31
22/12/2017	EF056429	BDA TREE LOPPING	VERGE PRUNING - VARIOUS LOCATIONS	5,533.00
22/12/2017	EF056430	TRADE HIRE	PLANT HIRE & EQUIPMENT SERVICES	4,883.00
22/12/2017	EF056431	CAPE RURAL CONTRACTING	FIRE CONTROL SERVICES - CARBUNUP RIVER BRIDGE	2,200.00
22/12/2017	EF056432	OWEN G ISBEL	ART SALES	277.60
22/12/2017	EF056433	MAIA FINANCIAL PREVIOUSLY ALLEASING	LEASING PAYMENTS - GYMNASIUM EQUIPMENT	13,141.56
22/12/2017	EF056434	CAPITAL FINANCE AUSTRALIA LTD	LEASING PAYMENTS - COMPUTER EQUIPMENT	26,412.79

Date	Payment Ref.	Name	Description	Amount
22/12/2017	EF056435	BEACHSIDE BUILDING & MAINTENANCE	PAINTING SERVICES - BUSSELTON DEPOT	525.00
22/12/2017	EF056436	SEWELL SWEEPERS	PLANT PURCHASES / SERVICES / PARTS	622.34
22/12/2017	EF056437	SHORE COASTAL PTY LTD	COASTAL CONSULTANCY SERVICES - BSN COASTAL MANAGEMENT PROGRAM	14,608.55
22/12/2017	EF056438	HIP POCKET WORK WEAR AND SAFETY	UNIFORMS & PROTECTIVE CLOTHING	2,286.65
22/12/2017	EF056439	NEVERFAIL SPRINGWATER LTD	WATER REFILL SERVICE - WASTE FACILITIES	64.75
22/12/2017	EF056440	T-QUIP	MOWER PARTS & SERVICE	1,723.85
22/12/2017	EF056441	BEACHLANDS LAWNMOWING SERVICE	LAWN MOWING SERVICE	260.00
22/12/2017	EF056442	CELIA CLARE	ART SALES	84.80
22/12/2017	EF056443	TRAFFIC FORCE	TRAFFIC CONTROL SERVICES - VARIOUS LOCATIONS	6,422.08
22/12/2017	EF056444	LEEWIN CIVIL PTY LTD	GRAVEL SUPPLY - YELVERTON RD	12,771.36
22/12/2017	EF056445	BUNBURY LAWN & GARDEN SUPPLIES	NURSERY SUPPLIES - LATERITE	800.00
22/12/2017	EF056446	ROSE AND CROWN	ACCOMMODATION - EMPLOYEE TRAINING	961.90
22/12/2017	EF056447	APP CORPORATION PTY LTD	PROJECT MANAGEMENT SERVICES - BMRRRA	36,125.10
22/12/2017	EF056448	ALINTA ENERGY	ELECTRICITY SUPPLY	48,307.54
22/12/2017	EF056449	INSTITUTE OF BUILDING TECHNOLOGY WESTERN AUSTRALIA	EMPLOYEE EDUCATION AND TRAINING	468.93
22/12/2017	EF056450	TAGS173 PTY LTD	FLIGHT PROCEDURE DESIGN - BMRRRA	9,900.00
22/12/2017	EF056451	COLES	COUNCIL, GLC & STAFF REFRESHMENTS	230.07
22/12/2017	EF056452	STRATEGEN ENVIRONMENTAL CONSULTANTS PTY LTD	CONSULTANCY SERVICE - STRATEGIC NETWORK CORRIDORS ENV. APPROVALS	41,333.82
				9,792,692.37

INTERNAL PAYMENT VOUCHERS - DECEMBER 2017

4/12/2017	DD003319	L TSCHUSCHLER	CORRECTION OF BPOINT PAYMENT - REFUND OF DEV. APP. OVERPAYMENT	121.00
6/12/2017	DD003320	PAY 12	FORTNIGHTLY PAYROLL	695,276.05
8/12/2017	DD003321	SPECIAL PAY 5010	SPECIAL PAY	15,312.71
27/11/2017	DD003322	ANZ BANK - VISA CARD	CREDIT CARD PAYMENT \$7,008.47	
		FACEBOOK	ADVERTISING - RECYCLING EDUCATION	\$102.50
		PAPERLESS POST	ADVERTISING - TRANSPORT SUSTAINABILITY	\$41.00
		MAIN ROADS WA	OVERSIZE PERMITS	\$50.00
		MAIN ROADS WA	OVERSIZE PERMITS	\$50.00
		CITY OF BUSSELTON	LICENCE FEE - GOOSE BIN ENCLOSURE	\$159.35
		DRAFTX CORPORATION	HARDWARE SUPPLIES - PLAN CABINET	\$177.10
		ENGINEERS AUSTRALIA	MEMBERSHIP EXPENSES	\$438.00
		RE:MEMBER SOFTWARE PTY LTD	ADVERTISING - HUMAN RESOURCES	\$242.00
		RE:MEMBER SOFTWARE PTY LTD	ADVERTISING - HUMAN RESOURCES	\$7.26
		POS BUSINESS SYSTEMS	COMPUTER EQUIPMENT SUPPLIER	\$245.00
		MAILCHIMP - ROCKET SCIENCE GROUP	BAY TO BAY NEWS - OCTOBER EDITION	\$203.74
		SLIMLINE WAREHOUSE	FRAMES FOR DISPLAYS - ADMINISTRATION BUILDING	\$55.00
		SLIMLINE WAREHOUSE	FRAMES FOR DISPLAYS - ADMINISTRATION BUILDING	\$55.00
		SLIMLINE WAREHOUSE	FRAMES FOR DISPLAYS - ADMINISTRATION BUILDING	\$55.00

Date	Payment Ref.	Name	Description	Amount
		SLIMLINE WAREHOUSE	FRAMES FOR DISPLAYS - ADMINISTRATION BUILDING	\$55.00
		SLIMLINE WAREHOUSE	FRAMES FOR DISPLAYS - ADMINISTRATION BUILDING	\$55.00
		SLIMLINE WAREHOUSE	FRAMES FOR DISPLAYS - ADMINISTRATION BUILDING	\$330.00
		SLIMLINE WAREHOUSE	FRAMES FOR DISPLAYS - ADMINISTRATION BUILDING	\$315.49
		APPLE ITUNES	ICLOUD STORAGE DIRECT DEBIT	\$4.49
		MOBILE MATE	INFORMATION TECHNOLOGY EQUIPMENT SUPPLIER	\$99.75
		GO DADDY	SSL CERTIFICATE RENEWAL	\$113.29
		RENDEZVOUS HOTEL, SYDNEY	ACCOMODATION - AIRPORT MEETING	\$313.72
		PERTH VALET PARKING	PARKING - AIRPORT MEETING	\$156.53
		CALTEX, HALLS GAP	TRAVEL EXPENSES - LGCOG CONFERENCE ATTENDANCE	\$55.00
		THE LORNE HOTEL	MEAL EXPENSES - LGCOG CONFERENCE ATTENDANCE	\$68.00
		MANJIMUP GATEWAY HOT	ACCOMODATION - YOUTH DEVELOPMENT PROGRAM ATTENDANCE	\$156.00
		PALACE MEDIA PTY LTD	TRAINING MATERIALS - HUMAN RESOURCES	\$1,247.40
		EARL ST PHYSIOTHERAPY	EMPLOYEE MEDICAL SERVICES	\$140.00
		KMART DIRECT	YOUTH DEVELOPMENT ACTIVITY RESOURCES	\$77.00
		CROSSFIT	AFFILIATION RENEWAL - GLC	\$4,058.44
		GEOGRAPHE BAY HOLIDAY HOMES	ACCOMODATION - AIRPORT NOISE AMELIORATION	\$600.00
		MRBTA	GIFTS FOR VISITORS	\$55.90
		PHIL HOLLETT GALLERY	GIFTS FOR VISITORS	\$39.00
		TIM WHITTY KITCHEN	CATERING - AIRLINE ENGAGEMENT PRESENTATION	\$16.00
		ISTOCK - IMAGES	STOCK IMAGE PURCHASES -AIRPORT	\$14.30
		ISTOCK - IMAGES	STOCK IMAGE PURCHASES -AIRPORT	\$0.43
		ROGER BROOKS INTERNATIONAL	MEMBERSHIP - LUNCH & LEARN EVENTS	\$538.68
		SOUTH WEST CHAMBER OF COMMERCE	PROCURE SW ATTENDANCE FEE	\$20.00
		CREDIT	ANZ CREDIT : PREVIOUS OVERCHARGE	-\$3,401.90
20/12/2017	DD003323	PAY 13	FORTNIGHTLY PAYROLL	812,945.31
20/12/2017	DD003324	SPECIAL PAY 9328	SPECIAL PAY	73.47
7/12/2017	DD003325	CALTEX AUSTRALIA PETROLEUM PTY LTD	FUEL SERVICES	67,376.08
1/12/2017	DD003326	SM OLIVER	REVERSAL OF BPAY PAYMENT - PAID TO BUILDING APP IN ERROR	452.00
1/12/2017	DD003327	ANZ BANK	BANK FEES	173.91
1/12/2017	DD003328	ANZ BANK	BANK FEES	5,143.71
1/12/2017	DD003329	ANZ BANK	BANK FEES	8,748.44
1/12/2017	DD003330	LES MILLS ASIA PACIFIC	CONTRACT PROGRAM FEES - GLC	735.21
1/12/2017	DD003331	LES MILLS ASIA PACIFIC	CONTRACT PROGRAM FEES - NCC	551.41
4/12/2017	DD003332	COMMONWEALTH BANK	BANK FEES	4,656.56
14/12/2017	DD003333	JC ALLEN & OTHERS	REVERSAL OF BPAY PAYMENT - PLANNING CONT. PAID TO BUILDING APP.	3,338.26
15/12/2017	DD003334	COMMONWEALTH BANK	BANK FEES	523.84
20/12/2017	DD003335	BUNBURY POOL CENTRE	REVERSAL OF BPAY PAYMENT - DEVELOPMENT APP. NOT REQUIRED	268.00
11/12/2017	DD003336	TWO QUEENS WOODFIRED STREET FOOD	REVERSAL OF BPOINT PAYMENT - HEALTH APPLICATION OVERPAYMENT	40.00

Date	Payment Ref.	Name	Description	Amount
18/12/2017	DD003337	R & T RECHICI	REVERSAL OF BPOINT PAYMENT - DEVELOPMENT APP. CANCELLED	640.00
8/12/2017	DD003338	ANZ BANK	BANK FEES	283.21
				1,623,667.64

6.5 FINANCIAL ACTIVITY STATEMENTS - PERIODS ENDING 30 NOVEMBER & 31 DECEMBER 2017

SUBJECT INDEX:	Budget Planning and Reporting
STRATEGIC OBJECTIVE:	Governance systems, process and practices are responsible, ethical and transparent.
BUSINESS UNIT:	Finance and Corporate Services
ACTIVITY UNIT:	Financial Services
REPORTING OFFICER:	Manager Financial Services - Kim Dolzadelli
AUTHORISING OFFICER:	Director, Finance and Corporate Services - Cliff Frewing
VOTING REQUIREMENT:	Simple Majority
ATTACHMENTS:	Attachment A FINANCIAL ACTIVITY STATEMENT PERIOD ENDING 30 NOVEMBER 2017 ↓
	Attachment B FINANCIAL ACTIVITY STATEMENT PERIOD ENDING 31 DECEMBER 2017 ↓
	Attachment C INVESTMENT REPORT PERIOD ENDING 30 NOVEMBER 2017 ↓
	Attachment D INVESTMENT REPORT PERIOD ENDING 31 DECEMBER 2017 ↓

PRÉCIS

Pursuant to Section 6.4 of the Local Government Act ('the Act') and Regulation 34(4) of the Local Government (Financial Management) Regulations ('the Regulations'), a local government is to prepare, on a monthly basis, a statement of financial activity that reports on the City's financial performance in relation to its adopted/ amended budget.

This report has been compiled to fulfil the statutory reporting requirements of the Act and associated Regulations, whilst also providing the Council with an overview of the City's financial performance on a year to date basis for the period ending 30 November 2017 and 31 December 2017. This report will focus on results for the period ending 31 December 2017, being the most current information on which to report.

BACKGROUND

The Regulations detail the form and manner in which financial activity statements are to be presented to the Council on a monthly basis; and are to include the following:

- Annual budget estimates
- Budget estimates to the end of the month in which the statement relates
- Actual amounts of revenue and expenditure to the end of the month in which the statement relates
- Material variances between budget estimates and actual revenue/ expenditure/ (including an explanation of any material variances)
- The net current assets at the end of the month to which the statement relates (including an explanation of the composition of the net current position)

Additionally, and pursuant to Regulation 34(5) of the Regulations, a local government is required to adopt a material variance reporting threshold in each financial year. At its meeting of 26 July 2017, the Council adopted (C1707/163) the following material variance reporting threshold for the 2017/18 financial year:

“That pursuant to Regulation 34(5) of the Local Government (Financial Management) Regulations, the Council adopts a material variance reporting threshold with respect to financial activity statement reporting for the 2017/18 financial year as follows:

- *Variances equal to or greater than 10% of the year to date budget amount as detailed in the Income Statement by Nature and Type/ Statement of Financial Activity report, however variances due to timing differences and/or seasonal adjustments are to be reported on a quarterly basis; and*
- *Reporting of variances only applies for amounts greater than \$25,000.”*

STATUTORY ENVIRONMENT

Section 6.4 of the Local Government Act and Regulation 34 of the Local Government (Financial Management) Regulations detail the form and manner in which a local government is to prepare financial activity statements.

RELEVANT PLANS AND POLICIES

Not applicable.

FINANCIAL IMPLICATIONS

Any financial implications are detailed within the context of this report.

Long-term Financial Plan Implications

Any financial implications are detailed within the context of this report.

STRATEGIC COMMUNITY OBJECTIVES

This matter principally aligns with Key Goal Area 6 – ‘Open and Collaborative Leadership’ and more specifically Community Objective 6.1 - ‘Governance systems, process and practices are responsible, ethical and transparent’. The achievement of the above is underpinned by the Council strategy to ‘ensure the long term financial sustainability of Council through effective financial management’.

RISK ASSESSMENT

Risk assessments have been previously completed in relation to a number of ‘higher level’ financial matters, including timely and accurate financial reporting to enable the Council to make fully informed financial decisions. The completion of the monthly Financial Activity Statement report is a control that assists in addressing this risk

CONSULTATION

Not applicable

OFFICER COMMENT

In order to fulfil statutory reporting requirements, and to provide the Council with a synopsis of the City’s overall financial performance on a full year basis, the following financial reports are attached hereto:

▪ Statement of Financial Activity

This report provides details of the City's operating revenues and expenditures on a year to date basis, by nature and type (i.e. description). The report has been further extrapolated to include details of non-cash adjustments and capital revenues and expenditures, to identify the City's net current position; which reconciles with that reflected in the associated Net Current Position report.

▪ Net Current Position

This report provides details of the composition of the net current asset position on a full year basis, and reconciles with the net current position as per the Statement of Financial Activity.

▪ Capital Acquisition Report

This report provides full year budget performance (by line item) in respect of the following capital expenditure activities:

- Land and Buildings
- Plant and Equipment
- Furniture and Equipment
- Infrastructure

▪ Reserve Movements Report

This report provides summary details of transfers to and from reserve funds, and also associated interest earnings on reserve funds, on a full year basis.

Additional reports and/or charts are also provided as required to further supplement the information comprised within the statutory financial reports.

COMMENTS ON FINANCIAL ACTIVITY TO 31 December 2017

The Statement of Financial Activity for the period ending 31 December 2017 shows a better than expect Net Current Position (Surplus) of \$22.97M being \$8.26M more than Year to Date Budget.

The following summarises the major variances in accordance with *Council's adopted material variance reporting threshold* that collectively make up the above difference:

Description	2017/2018 Actual	2017/2018 Amended Budget YTD	2017/2018 Amended Budget	2017/2018 Original Budget	2017/18 YTD Bud Variance	2017/18 YTD Bud Variance
	\$	\$	\$	\$	%	\$
Revenue from Ordinary Activities						
Other Revenue	286,051	204,383	416,167	403,838	39.96%	81,668
Interest Earnings	1,409,478	1,131,498	2,262,996	2,262,996	24.57%	277,980
	1,695,529	1,335,881	2,679,163	2,666,834	64.53%	359,648
						0
Expenses from Ordinary Activities						0
Materials & Contracts	(7,331,237)	(8,680,507)	(16,832,737)	(16,639,971)	15.54%	1,349,270
Utilities (Gas, Electricity, Water etc)	(1,109,066)	(1,292,836)	(2,580,822)	(2,580,822)	14.21%	183,770
Allocations	684,986	998,450	1,996,270	1,996,270	31.40%	(313,464)
	(7,755,317)	(8,974,893)	(17,417,289)	(17,224,523)	61.15%	1,219,576
						0
Non-Operating Grants, Subsidies and Contributions	2,513,475	13,541,835	43,437,175	42,079,630	-81.44%	(11,028,360)
Profit on Asset Disposals	48,793	13,750	22,400	22,400	254.86%	35,043
Loss on Asset Disposals	(435,173)	(5,100)	(6,252)	(6,252)	-8432.80%	(430,073)
	2,127,095	13,550,485	43,453,323	42,095,778	-8259.38%	(11,423,390)

Capital Revenue & (Expenditure)

Land & Buildings	(2,992,361)	(8,091,652)	(16,556,693)	(16,531,693)	63.02%	5,099,291
Plant & Equipment	(969,736)	(2,388,652)	(4,279,400)	(4,029,400)	59.40%	1,418,916
Furniture & Equipment	(296,848)	(587,758)	(830,212)	(830,212)	49.49%	290,910
Infrastructure	(15,377,795)	(28,877,810)	(60,472,821)	(59,905,821)	46.75%	13,500,015

Proceeds from New Loans	110,000	9,960,000	10,110,000	11,110,000	-98.90%	(9,850,000)
Transfer to Restricted Assets	(1,705,292)	(309,501)	(625,751)	(625,751)	-450.98%	(1,395,791)
Transfer from Restricted Assets	11,222,234	7,354,556	27,808,739	27,808,739	52.59%	3,867,678
Transfer to Reserves	(7,082,013)	(9,730,166)	(16,285,572)	(16,285,572)	27.22%	2,648,153
Transfer from Reserves	1,560,543	1,146,659	19,921,964	19,486,964	36.09%	413,884

Operating Revenue:

Revenue from ordinary activities is \$359K more than expected when compared to Year to Date (YTD) Budget with the following items meeting the material variance reporting threshold set by Council for the 2017/2018 Financial Year.

Description	2017/2018 Actual	2017/2018 Amended Budget YTD	2017/2018 Amended Budget	2017/18 YTD Bud Variance	2017/18 YTD Bud Variance
	\$	\$	\$	%	\$

Revenue from Ordinary Activities

Other Revenue	286,051	204,383	416,167	39.96%	81,668
Interest Earnings	1,409,478	1,131,498	2,262,996	24.57%	277,980
	1,695,529	1,335,881	2,679,163	64.53%	359,648

The items predominately impacting the above “Other Revenue” performance is as follows:

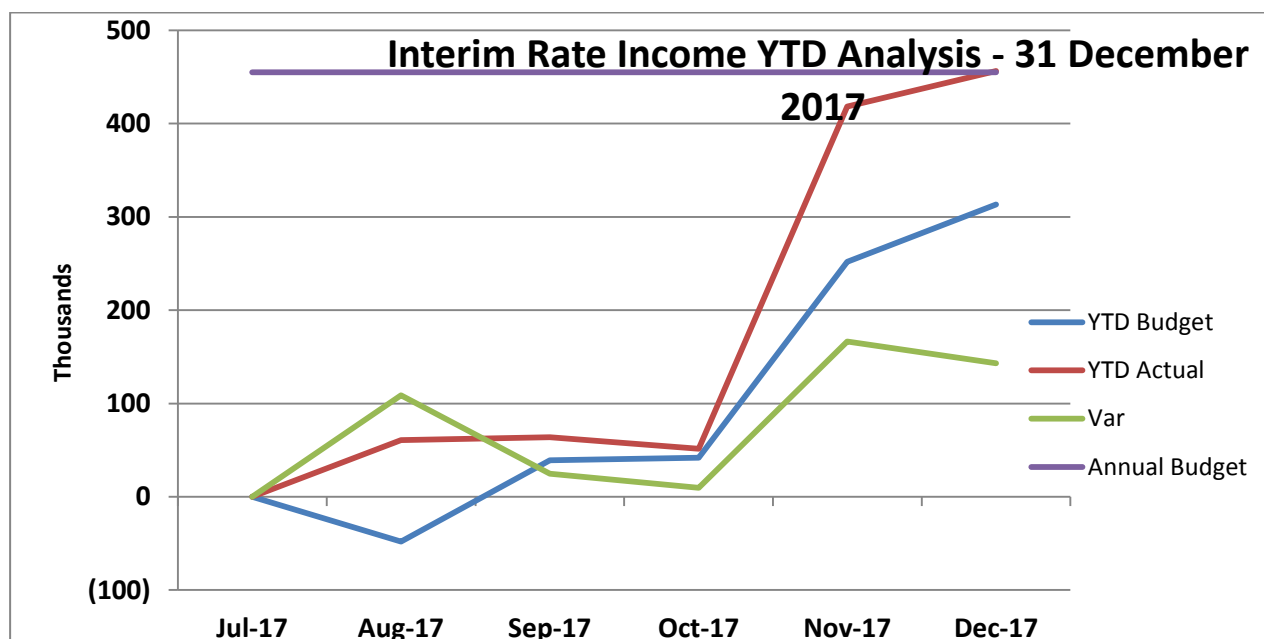
- CLAG (Contiguous Local Authority Group) Funding in the amount of \$69K, this item is to be transferred to Trust, and
- Sale of Scrap Metals Busselton and Dunsborough Waste Facilities \$45K.

The items predominately impacting the above “Interest Earnings” performance is as follows:

- Rate Instalment Plan Interest \$120K – this is a timing difference only,
- Interest on Restricted Funds \$106K – staff will continue to monitor this variation to establish if this positive trend is to continue.

Interim Rates:

Officers continue to monitor Interim Rating Income levels and present the following information noting that the YTD Budget figure has already been met, a Budget amendment will be sought as part of the City’s mid-term Budget Review:



Operating Expenditure:

Expenditure from ordinary activities is \$1.85M less than expected when compared to Year to Date (YTD) Budget with the following items meeting the material variance reporting threshold set by Council for the 2017/2018 Financial Year.

Description	2017/2018 Actual	2017/2018 Amended Budget YTD	2017/2018 Amended Budget	2017/18 YTD Bud Variance	2017/18 YTD Bud Variance
	\$	\$	\$	%	\$
Expenses from Ordinary Activities					
Materials & Contracts	(7,331,237)	(8,680,507)	(16,832,737)	15.54%	1,349,270
Utilities (Gas, Electricity, Water etc)	(1,109,066)	(1,292,836)	(2,580,822)	14.21%	183,770
Allocations	684,986	998,450	1,996,270	31.40%	(313,464)
	(7,755,317)	(8,974,893)	(17,417,289)	61.15%	1,219,576

Materials and Contracts:

The main items affected are list below, at this stage these variance are considered to be that of a timing nature and/or there are offsets that negate the impact of these items.

Cost Code	Cost Code Description / GL Activity	Variance YTD
Finance and Corporate Services		
10250	Information & Communication Technology Services	(128,878)
10251	Business Systems	151,104
Sub Total		22,226
Community and Commercial Services		
10591	Geographe Leisure Centre	42,171
10600	Kookaburra Caravan Park	49,318
10635	Regional Centres Program	60,000
10980	Other Law, Order & Public Safety	141,433
11151	Airport Operations	(36,721)
Sub Total		256,202

<u>Planning and Development Services</u>		
10820	Strategic Planning	92,437
10830	Environmental Management Administration	90,165
10925	Preventative Services - CLAG	63,996
11170	Meelup Regional Park	76,874
Sub Total		323,472
<u>Engineering and Works Services</u>		
11101	Engineering Services Administration	28,581
11106	Street Lighting Installations	69,826
11160	Busselton Jetty	279,114
12600	Street & Drain Cleaning	37,931
A9999	Miscellaneous Bridge Maintenance	67,010
B1000	Administration Building- 2-16 Southern Drive	(47,785)
G0010	Domestic Recycling Collections	104,207
G0030	Busselton Transfer Station	49,291
G0032	Rubbish Sites Development	45,868
G0042	BTS External Restoration Works	115,262
M9999	Road Maintenance Bal Of Budget	168,454
R0004	Bsn Foreshore Precinct (not including Skate Park)	(80,842)
R0700	Dunsborough Oval and Skate Park	(38,779)
R0850	Streetscape Medians & Trees (Kealy)	(44,032)
R1000	Street Furniture - Bsn, Duns, Yallingup	(42,320)
Sub Total		711,788
<u>Transport - Fleet Management</u>		
5280	Transport - Fleet Management	176,010
Sub Total		176,010
Grand Total		1,489,697

Utilities:

Costs associated with the 364 individual Utility accounts show a cost of \$1.1M, resulting in a favourable position of \$184K at the 31st December. The variance is considered likely to be a timing difference at this early stage of the reporting year specifically when we are now entering the summer period.

Allocations:

Allocations are currently tracking below YTD Budget by \$314K, these items are of a internal non cash nature.

Non-Operating Grants, Subsidies and Contributions:

The main item impacting on the above result is the timing of the receipt of "Airport Development - Project Grant" of \$9.27M and 1.35M for the Foreshore East-Youth Precinct Community Youth Building/SLSC project with a current negative result of \$11.03M; this is a timing difference in nature only.

Capital Expenditure

As at 31 December 2017, there is a variance of -50.84% or -\$20.3M in total capital expenditure with YTD Actual at -\$19.64M against a YTD Budget of -\$39.94M; with the table below showing those categories exceeding the 10% material variance threshold. The Airport Development makes up for

\$7.95M or 39% and Other Infrastructure projects making up \$5.55M or 27.32% of the overall variance which also assists in explaining the above current YTD shortfall in Non-Operating Grants.

Description		2017/18 Budget YTD Variance
Land		
10610	Property Services Administration	● (50,000)
Subtotal		(50,000)

Buildings		
Major Project - Administration Building		
B9010	Civic and Administration Centre Construction	● (193,370)
Subtotal		(193,370)

Buildings (Other)		
B9112	Ambergate Bushfire Brigade Shed	● (61,656)
B9517	GLC - Pool Relining	● (76,777)
B9528	GLC - Plant Room	● (49,136)
B9591	Performing Arts Convention Centre	● (50,000)
B9594	Vasse Community Recreation Precinct	● 36,903
B9716	Airport Terminal Stage 2	● (4,500,000)
B9804	Kook Park Home	● (94,552)
Subtotal		(4,795,218)

Plant & Equipment		
10610	Property Services Administration	● (35,000)
10810	Statutory Planning	● 30,113
10950	Animal Control	● (34,872)
11401	Transport - Workshop	● (43,278)
11402	Plant Purchases (P10) (Waste)	● (1,313,344)
11403	Plant Purchases (P11) (Minor Plant)	● (50,502)
11404	Plant Purchases (P12) (Major Plant)	● 25,240
Subtotal		(1,421,642)

Furniture & Office Equipment		
10250	Information & Communication Technology Services	● 52,417
10251	Business Systems	● (80,907)
10900	Cultural Planning	● (32,000)
B1000	Administration Building- 2-16 Southern Drive	● (91,050)
B1361	YCAB (Youth Precinct Foreshore)	● (46,827)
Subtotal		(198,367)

Major Project - Busselton Foreshore		
C3094	Busselton Foreshore - Stage 3	● 1,286,229
C3113	Busselton Tennis Club - Infrastructure	● (1,281,059)
C3150	Busselton Foreshore Stage 3: Toddler's Playground	● (92,838)
C3168	Busselton Foreshore Jetty Precinct	● (779,835)
C3173	Barnard Park Pavillion Landscaping	● 60,157
		(807,345)

Major Project - Administration Building		
C0043	Administration Building Carpark	● (100,995)
Subtotal		(100,995)

Footpaths Construction		
F0035	Dunsborough Lakes Drive to N.C.C.	● (75,993)
F0066	Bussell Highway Footpath Sections	● (194,910)

Description		2017/18 Budget YTD Variance	
F0074	Milward Street – Ford Road to Cookworthy Street	●	(27,314)
F0075	Armitage Drive Footpath - Navigation Way to Avocet Boulevard	●	(30,000)
F0076	Vasse Bypass Road Footpath	●	(65,000)
Subtotal			(393,217)
<u>Drainage Construction - Street</u>			
D0015	Valley Road Drainage Upgrade	●	(129,009)
D0017	Chain Avenue - Drainage Works	●	(26,452)
			(155,461)
<u>Bridges Construction</u>			
A0010	Queen Street Bridge 0240A	●	(144,000)
Subtotal			(144,000)
<u>Cycleways Construction</u>			
F1019	Busselton Bypass - Country Road Footpath	●	(111,001)
Subtotal		●	(111,001)
<u>Townscape Construction</u>			
C1001	Queen Street Upgrade - Duchess to Kent Street	●	(61,314)
C1024	Dunsborough Road Access Improvements Stage 1	●	(293,846)
Subtotal			(355,159)
<u>Boat Ramps Construction</u>			
C1513	Port Geographe Boat Trailer Parking Layout Redevelopment	●	(98,010)
Subtotal			(98,010)
<u>Beach Restoration</u>			
C2512	Sand Re-Nourishment	●	59,820
Subtotal			59,820
<u>Parks, Gardens & Reserves</u>			
C3122	Rails to Trails	●	(79,602)
C3145	Churchill Park	●	50,593
C3146	Dunsborough Town Centre	●	(43,811)
C3154	Administration Building Landscaping Works	●	257,011
C3159	Port Geographe - Burgee Close (Western Side of Bridge)	●	(47,334)
C3160	Port Geographe - Reticulated POS at Layman Rd R/About	●	(124,505)
C3164	Port Geographe - Reticulation Upgrade Scheme to Bore Water	●	(167,496)
C3165	Foreshore - Irrigation Renewal	●	(30,002)
C3166	Vasse River Foreshore - Bridge to Bridge project Stage 1	●	(37,500)
C3167	Advanced Bore Monitoring Equipment	●	(49,998)
C3172	Vasse Newtown - AFL Oval Stage 2	●	119,225
Subtotal			(153,418)
<u>Sanitation Infrastructure</u>			
C3479	New Cell Development	●	(310,983)
C3481	Transfer Station Development	●	(38,007)
C3485	Site Rehabilitation - Busselton	●	(295,968)
Subtotal			(644,959)

Description		2017/18 Budget YTD Variance	
Airport Development			
C6087	Airport Construction Stage 2, Landside Civils & Services Inf	●	(3,943,006)
C6091	Airport Construction Stage 2, Noise Management Plan	●	(143,961)
C6092	Airport Construction Stage 2, Airfield	●	(2,603,883)
C6095	Airport Construction Stage 2, External Services	●	(1,243,205)
C6097	Airport Construction Stage 1B, Jet Fuel	●	(307,500)
C6099	Airport Development - Project Expenses	●	290,644
Subtotal			(7,950,910)
Main Roads			
S0035	Strelly Street	●	(248,182)
S0049	Layman Road	●	194,745
S0064	Peel Terrace	●	(508,548)
S0066	Queen Street	●	(99,803)
S0067	Layman Road - Reconstruction Between 3250 and 6190	●	(295,282)
S0068	Georgiana Molloy Bus Bay Facilities	●	(149,610)
S0314	Koorabin Drive - Reseal	●	(123,592)
Subtotal			(1,230,273)
Roads to Recovery			
T0004	Chapman Hill Road	●	29,701
T0016	Puzey Road	●	(74,914)
T0078	Taylor Rd Gravel Resheet Slk 0.00 - 1.14	●	25,726
T0079	Patton Terrace - Asphalt Overlay	●	(132,125)
T0080	Craig Street - Asphalt Overlay	●	(72,793)
T0084	Yelverton Road- Rural reconstruction & widening	●	(123,115)
Subtotal			(347,520)
Council Roads Initiative			
W0019	Marine Terrace	●	(244,732)
W0066	Court Street	●	2,599
W0108	Yelverton Road	●	(472,180)
W0136	DAIP Issues District ACROD Bays, ramps, signs etc	●	(8,940)
W0137	Edwards Road	●	(75,997)
W0150	Roe Terrace Busselton	●	(10,002)
W0176	Signage (Alternate CBD Entry)	●	(30,000)
W0177	Strelly Street	●	(29,790)
W0192	Valley Road	●	(23,418)
W0198	Senior Citizens Access Road (Peel Tce)	●	29,207
W0200	Farquhar Rd Gravel Resheet Slk 0.60 - 2.10	●	(16,779)
W0201	McDonald Rd Gravel Resheet Slk 1.40 - 2.49	●	(11,867)
W0202	Costello Road - Asphalt Overlay	●	32,297
W0203	Coates Street - Asphalt Overlay	●	17,946
W0204	Greenfield Road (Loop) - One way layout	●	(26,720)
Subtotal			(894,626)
Sub-Total Infrastructure			(13,500,015)

The attachments to this report include detailed listings of all capital expenditure (project) items, to assist in reviewing specific variances.

Investment Report

Pursuant to the Council's Investment Policy, a report is to be provided to the Council on a monthly basis, detailing the investment portfolio in terms of performance and counterparty percentage exposure of total portfolio. The report is also to provide details of investment income earned against budget, whilst confirming compliance of the portfolio with legislative and policy limits.

30 November 2017

As at 30 November 2017, the value of the City's invested funds totalled \$94.27M, down \$1M from the balance as at 1st November.

During the month of November \$10.5M in term deposit funds matured. Three deposits were renewed for an average of 130 days at an average rate of 2.44%. One deposit was closed for operational reasons.

The balance of the 11am account (an intermediary account which offers immediate access to the funds compared to the term deposits and a higher rate of return compared to the cheque account) increased by \$3.5M due to the closure of a term deposit and funds being transferred in from the Foreshore account. The balance of the Airport development ANZ cash account reduced by \$980,000.00, with the funds being transferred back to the City's cheque account to reimburse payments made.

31 December 2017

As at 31 December 2017, the value of the City's invested funds totalled \$83.64M, down from \$94.27M as at 30th November.

During the month of December \$22.0M in term deposit funds matured, with \$14.M relating to the Airport Redevelopment Project and \$8.0M being general City funds.

Of the Airport Funds, only one deposit in the amount of \$4.0m was rolled for a further 60 days at a rate of 1.85%. Deposits totalling \$8.0m were closed to meet the expected expenses to be incurred over the coming months.

Of the \$8.0M of general City funds, \$3.5M was rolled for a further 120 days at 2.30% and a deposit totalling \$4.5M was closed for operational reasons.

The balance of the 11am account (an intermediary account which offers immediate access to the funds compared to the term deposits and a higher rate of return compared to the cheque account) reduced by \$2.5M with the funds being used for general operating purposes. The balance of the Airport development ANZ cash account increased by \$6.37M, as funds flowed from closed term deposits.

The RBA left official rates on hold during November and December with projections for Rates to remain steady for some months before beginning to rise possibly at some stage late in 2018.

Chief Executive Officer – Corporate Credit Card

Details of monthly (October) transactions made on the Chief Executive Officer's corporate credit card are provided below to ensure there is appropriate oversight and awareness of credit card transactions made.

Date	Amount	Payee	Description
29-Oct-17	\$313.72	Rendezvous Hotel, Sydney	Accom. – Airport Meetings (27TH NOV 17)
13-Nov-17	\$156.53	Perth Valet Parking	Airport Meetings
22-Nov-17	\$55.00	Caltex, Halls Gap	* Fuel LGCOG Conference
24-Nov-17	\$68.00	The Lorne Hotel	* Dinner LGCOG Conference
25-Nov-17	\$49.86	BP Leopold	* Fuel For Hire Car
25-Nov-17	\$507.42	Rydges On Swanston Carlton	Accomm: Airport Meetings 26 - 28 Nov
27-Nov-17	\$52.50	Spotto East Sydney	Taxi - Airport Meetings 26-28 Nov
27-Nov-17	\$313.72	Rendezvous Hotel Sydney The Rocks	Accomm: Airport Meetings 26 - 28 Nov
27-Nov-17	\$303.49	Carri On Melbourne Tullamarine	Corporate Bag Business
27-Nov-17	\$10.01	BP Exp The Tulla Melbourne Airport	* Fuel For Hire Car
27-Nov-17	\$25.25	Endeavour Tap Rooms The Rocks	Drinks - Airport Meetings 26 - 28 Nov
27-Nov-17	\$50.54	Rydges On Swanston Carlton	Parking - Airport Meetings 26 - 28 Nov
28-Nov-17	\$47.78	Taxi Combined Alexandria	Taxi - Airport Meetings 26-28 Nov
28-Nov-17	\$17.64	GM Cabs Pty Ltd Mascot	Taxi - Airport Meetings 26-28 Nov
28-Nov-17	\$30.40	Phoenix On Walker North Sydney	Breakfast Airport Meetings 26 - 28 Nov
28-Nov-17	\$19.43	GM Cabs Pty Ltd Mascot	Taxi - Airport Meetings 26-28 Nov
28-Nov-17	\$15.75	GM Cabs Pty Ltd Mascot	Taxi - Airport Meetings 26-28 Nov
01-Dec-17	\$101.88	The Goose	Staff Farewell
08-Dec-17	\$97.60	Mealup Aka Hummingbird	Strategic Breakfast with SWDC
15-Dec-17	\$169.00	The Haus Studio Apartments	Deposit Accom: LGCOG EA Alliance Meeting April '18
15-Dec-17	\$511.50	EB*LG COG EA Meeting	LG COG EA Alliance Meeting Rego
14-Dec-17	\$4,706.50	Rustico At Hayshed Hill	Councillors Christmas Function
20-Dec-17	\$680.60	Trybooking	LG COG Conference 14-16 Feb
20-Dec-17	\$54.61	Paypal - Stereotype	New Font for Graphics
20-Dec-17	\$53.10	Bull & Bush Tavern, Boyanup	SW CEO's Lunch

**Funds debited against CEO Annual Professional Development Allowance as per employment Contract Agreement*
+ Allocated against CEO Hospitality Expenses Allowance

CONCLUSION

As at 31 December 2017, the City's financial performance is considered satisfactory.

OFFICER RECOMMENDATION

That the Council receives the statutory financial activity statement reports for the periods ending 30 November 2017 and 31 December 2017, pursuant to Regulation 34(4) of the Local Government (Financial Management) Regulations.

FINANCIAL ACTIVITY STATEMENT PERIOD ENDING 30 NOVEMBER 2017

City of BusseltonStatement of Financial ActivityFor The Period Ending 30 November 2017

	2017/2018 Actual	2017/2018 Amended Budget YTD	2017/2018 Original Budget YTD	2017/2018 Amended Budget	2017/2018 Original Budget	2017/18 YTD Bud (A) Variance
	\$	\$	\$	\$	\$	%
Revenue from Ordinary Activities						
Rates	44,869,197	44,648,196	44,589,686	44,919,351	44,860,841	0.49%
Operating Grants, Subsidies and Contributions	1,066,406	1,071,373	1,073,696	3,451,708	3,454,904	-0.46%
Fees & Charges	10,007,577	9,871,661	9,871,661	15,175,277	15,175,277	1.38%
Other Revenue	251,061	163,463	163,463	403,838	403,838	53.59%
Interest Earnings	1,160,560	942,915	942,915	2,262,996	2,262,996	23.08%
	57,354,801	56,697,608	56,641,421	66,213,170	66,157,856	1.16%
Expenses from Ordinary Activities						
Employee Costs	(11,768,782)	(12,482,961)	(12,482,961)	(29,186,308)	(29,186,308)	5.72%
Materials & Contracts	(5,298,931)	(7,194,821)	(7,177,233)	(16,676,598)	(16,639,971)	26.35%
Utilities (Gas, Electricity, Water etc)	(911,410)	(1,078,951)	(1,078,951)	(2,580,822)	(2,580,822)	15.53%
Depreciation on non current assets	(7,757,319)	(7,607,030)	(7,607,030)	(18,003,380)	(18,003,380)	-1.98%
Insurance Expenses	(651,960)	(653,550)	(653,550)	(655,677)	(655,677)	0.24%
Other Expenditure	(1,155,814)	(1,028,236)	(1,044,071)	(3,273,767)	(3,464,535)	-12.41%
Allocations	512,767	797,713	797,713	1,996,270	1,996,270	35.72%
	(27,031,449)	(29,247,836)	(29,246,083)	(68,380,282)	(68,534,423)	7.58%
Borrowings Cost Expense						
Interest Expenses	(330,898)	(317,867)	(317,867)	(1,410,971)	(1,410,971)	-4.10%
	(330,898)	(317,867)	(317,867)	(1,410,971)	(1,410,971)	-4.10%
Non-Operating Grants, Subsidies and Contributions	1,915,147	9,982,663	10,124,481	43,437,175	42,079,630	-80.82%
Profit on Asset Disposals	46,964	13,250	13,250	22,400	22,400	254.45%
Loss on Asset Disposals	(32,762)	(5,100)	(5,100)	(6,252)	(6,252)	-542.39%
	1,929,349	9,990,813	10,132,631	43,453,323	42,095,778	-80.69%
Net Result	31,921,803	37,122,718	37,210,102	39,875,240	38,308,240	-14.01%
Adjustments for Non-cash Revenue & Expenditure						
Depreciation	7,757,319	7,607,030	7,607,030	18,003,380	18,003,380	
Donated Assets	(241,194)	0	0	(16,000,000)	(16,000,000)	
(Profit)/Loss on Sale of Assets	(14,202)	(8,150)	(8,150)	(16,148)	(16,148)	
Allocations & Other Adjustments	4,666	0	0	0	0	
Deferred Pensioner Movements	(30,649)	0	0	0	0	
Deposit & Bonds Movements (cash backed)	1,441,549	0	0	0	0	
Capital Revenue & (Expenditure)						
Land & Buildings	(2,919,023)	(7,153,293)	(7,140,793)	(16,556,693)	(16,531,693)	59.19%
Plant & Equipment	(849,326)	(2,252,360)	(2,252,360)	(4,029,400)	(4,029,400)	62.29%
Furniture & Equipment	(270,875)	(482,155)	(482,155)	(830,212)	(830,212)	43.82%
Infrastructure	(9,665,650)	(23,964,459)	(23,999,279)	(60,472,821)	(59,905,821)	59.67%
Proceeds from Sale of Assets	264,559	244,650	244,650	635,150	635,150	8.14%
Proceeds from New Loans	110,000	110,000	110,000	10,110,000	11,110,000	0.00%
Self Supporting Loans - Repayment of Principal	19,484	16,446	16,446	73,466	73,466	18.47%
Total Loan Repayments - Principal	(670,411)	(610,421)	(610,421)	(2,780,982)	(2,780,982)	-9.83%
Advances to Community Groups	(110,000)	(110,000)	(110,000)	(260,000)	(260,000)	0.00%
Transfer to Restricted Assets	(1,693,664)	(258,501)	(258,501)	(625,751)	(625,751)	-555.19%
Transfer from Restricted Assets	7,571,025	5,354,556	5,354,556	27,808,739	27,808,739	41.39%
Transfer to Reserves	(6,170,944)	(8,400,415)	(8,400,415)	(16,285,572)	(16,285,572)	26.54%
Transfer from Reserves	1,560,543	1,146,659	1,146,659	19,511,964	19,486,964	36.09%
Opening Funds Surplus/ (Deficit)	1,839,640	1,839,640	1,839,640	1,839,640	1,839,640	
Net Current Position - Surplus / (Deficit)	29,854,651	10,201,945	10,267,009	0.00	0.00	

City of Busselton

Net Current Position

For The Period Ending 30 November 2017

	2017/18 Actual	2017/18 Amended Budget	2017/18 Original Budget	2016/17 Actual
	\$	\$	\$	\$
<u>NET CURRENT ASSETS</u>				
<u>CURRENT ASSETS</u>				
Cash - Unrestricted	14,040,932	1,025,543	1,025,543	1,942,078
Cash - Restricted	83,416,826	54,238,018	54,263,018	84,647,398
Sundry Debtors	1,487,850	1,500,000	1,500,000	2,872,111
Rates Outstanding - General	15,935,121	950,000	950,000	950,768
Stock on Hand	16,543	24,457	24,457	24,457
	<u>114,897,272</u>	<u>57,738,018</u>	<u>57,763,018</u>	<u>90,436,812</u>
<u>LESS: CURRENT LIABILITIES</u>				
Bank Overdraft	0	0	0	0
Sundry Creditors	1,625,795	3,500,000	3,500,000	3,949,774
Performance Bonds	3,655,729	2,214,179	2,214,179	2,214,179
	<u>5,281,524</u>	<u>5,714,179</u>	<u>5,714,179</u>	<u>6,163,953</u>
Current Position (inclusive of Restricted Funds)	109,615,748	52,023,839	52,048,839	84,272,859
Add: Cash Backed Liabilities (Deposits & Bonds)	3,655,729	2,214,179	2,214,179	2,214,179
Less: Cash - Restricted Funds	(83,416,826)	(54,238,018)	(54,263,018)	(84,647,398)
<u>NET CURRENT ASSET POSITION</u>	<u>29,854,651</u>	<u>0</u>	<u>0</u>	<u>1,839,640</u>

FINANCIAL ACTIVITY STATEMENT PERIOD ENDING 30 NOVEMBER 2017

City of Busselton

Capital Acquisition Report

Property, Plant & Equipment, Infrastructure

For the Period Ended 30 November 2018

Description	2017/18 Actual	2017/18 Amended Budget YTD	2017/18 Original Budget YTD	2017/18 Amended Budget	2017/18 Original Budget	2017/18 Budget YTD Variance
	\$	\$	\$	\$	\$	%
>> Property, Plant & Equipment						
Land						
10610 Property Services Administration	0	0	0	100,000	100,000	0.00%
10970 Parking Control	0	0	0	1,525,000	1,525,000	0.00%
11156 Airport Development	108,790	100,000	100,000	100,000	100,000	8.79%
R0780 Dunsborough Lakes Oval - Commonage Road	0	0	0	1,600,000	1,600,000	0.00%
	108,790	100,000	100,000	3,325,000	3,325,000	8.79%
Buildings						
Major Projects						
Major Project - Busselton Foreshore						
B9570 Foreshore East-Youth Precinct Community Youth Building/SLSC	1,296,316	1,351,078	1,351,078	1,351,078	1,351,078	-4.05%
B9583 Railway House	300	8,335	8,335	20,000	20,000	-96.40%
B9593 Barnard Park Pavilion	344,811	350,969	350,969	350,969	350,969	-1.75%
B9600 Old Busselton Lighthouse	0	0	0	80,000	80,000	0.00%
	1,641,427	1,710,382	1,710,382	1,802,047	1,802,047	-4.03%
Major Project - Administration Building						
B9010 Civic and Administration Centre Construction	859,404	1,082,220	1,082,220	1,140,537	1,140,537	-20.59%
	859,404	1,082,220	1,082,220	1,140,537	1,140,537	-20.59%
Buildings (Other)						
B9112 Ambergate Bushfire Brigade Shed	0	51,380	51,380	123,307	123,307	-100.00%
B9300 Aged Housing Capital Improvements - Winderup	0	11,000	11,000	33,000	33,000	-100.00%
B9301 Aged Housing Capital Improvements - Harris Road	42,330	12,500	0	47,000	22,000	238.64%
B9302 Aged Housing Capital Improvements - Winderup Court (City)	0	16,665	16,665	40,000	40,000	-100.00%
B9517 GLC - Pool Relining	208,209	237,524	237,524	570,000	570,000	-12.34%
B9528 GLC - Plant Room	2,104	54,202	54,202	130,000	130,000	-96.12%
B9591 Performing Arts Convention Centre	0	25,000	25,000	100,000	100,000	-100.00%
B9594 Vasse Community Recreation Precinct	49,020	20,835	20,835	50,000	50,000	135.28%
B9602 Point Piquet Toilet Block	4,390	0	0	0	0	0.00%
B9716 Airport Terminal Stage 2	0	3,750,000	3,750,000	9,000,000	9,000,000	-100.00%
B9804 Kook Park Home	3,350	81,585	81,585	195,802	195,802	-95.89%
	309,402	4,260,691	4,248,191	10,289,109	10,264,109	-92.74%
Total Buildings	2,810,234	7,053,293	7,040,793	13,231,693	13,206,693	-60.16%
Plant & Equipment						
10502 Community & Commercial Services Support	0	0	0	50,000	50,000	0.00%
10600 Kookaburra Caravan Park	7,300	0	0	0	0	0.00%
10610 Property Services Administration	0	0	0	35,000	35,000	0.00%
10630 Property and Business Development	38,724	40,000	40,000	40,000	40,000	-3.19%
10810 Statutory Planning	65,113	35,000	35,000	70,000	70,000	86.04%
10850 Implement Management Plans Other	935	0	0	0	0	0.00%
10920 Environmental Health Services Administration	32,133	35,000	35,000	37,000	37,000	-8.19%
10922 Preventative Services - Mosquitoes	40,188	39,210	39,210	39,500	39,500	2.49%
10950 Animal Control	0	53,600	53,600	79,600	79,600	-100.00%
11107 Engineering Services Design	0	0	0	35,000	35,000	0.00%
11170 Meelup Regional Park	1,981	0	0	0	0	0.00%
11401 Transport - Workshop	4,722	48,000	48,000	53,000	53,000	-90.16%
11402 Plant Purchases (P10)	531,956	1,845,300	1,845,300	1,845,300	1,845,300	-71.17%
11403 Plant Purchases (P11)	14,688	150,000	150,000	328,000	328,000	-90.21%
11404 Plant Purchases (P12)	108,369	0	0	1,402,000	1,402,000	0.00%
B1029 Busselton Branch SES	0	0	0	0	0	0.00%
G0030 Busselton Transfer Station	0	2,085	2,085	5,000	5,000	-100.00%
G0031 Dunsborough Waste Facility	3,218	4,165	4,165	10,000	10,000	-22.74%
	849,326	2,252,360	2,252,360	4,029,400	4,029,400	-62.29%
Furniture & Office Equipment						
10250 Information & Communication Technology Services	102,992	43,035	43,035	103,276	103,276	139.32%
10251 Business Systems	47,989	111,830	111,830	268,400	268,400	-57.09%
10380 Busselton Library	0	0	0	5,000	5,000	0.00%

FINANCIAL ACTIVITY STATEMENT PERIOD ENDING 30 NOVEMBER 2017

City of Busselton

Capital Acquisition Report

Property, Plant & Equipment, Infrastructure

For the Period Ended 30 November 2018

Description	2017/18 Actual	2017/18 Amended Budget YTD	2017/18 Original Budget YTD	2017/18 Amended Budget	2017/18 Original Budget	2017/18 Budget YTD Variance
10381 Dunsborough Library	0	10,055	10,055	24,130	24,130	-100.00%
10530 Community Services Administration	6,276	0	0	0	0	0.00%
10590 Naturaliste Community Centre	0	15,720	15,720	15,720	15,720	-100.00%
10591 Geographie Leisure Centre	2,576	17,725	17,725	42,540	42,540	-85.47%
10616 Winderup Villas Aged Housing	0	1,500	1,500	6,000	6,000	-100.00%
10617 Harris Road Aged Housing	0	875	875	3,500	3,500	-100.00%
10625 Art Geo Administration	13,676	12,000	12,000	12,000	12,000	13.97%
10900 Cultural Planning	35,000	55,000	55,000	77,030	77,030	-36.36%
10920 Environmental Health Services Administration	0	3,415	3,415	10,000	10,000	-100.00%
10930 Fire Prevention Council	2,332	0	0	0	0	0.00%
11500 Operations Services Administration	3,187	0	0	0	0	0.00%
B1000 Administration Building- 2-16 Southern Drive	16,874	111,000	111,000	111,000	111,000	-84.80%
B1010 Ambergate Bushfire Brigade	0	0	0	2,464	2,464	0.00%
B1013 Dunsborough Bushfire Brigade	0	0	0	4,833	4,833	0.00%
B1014 Eagle Bay Bushfire Brigade	0	0	0	4,833	4,833	0.00%
B1015 Hithergreen District Bushfire Brigade	0	0	0	4,833	4,833	0.00%
B1018 Kaloorup Bushfire Brigade	0	0	0	2,464	2,464	0.00%
B1019 Metricup Bushfire Brigade	0	0	0	2,464	2,464	0.00%
B1022 Sussex Bushfire Brigade	0	0	0	2,464	2,464	0.00%
B1023 Vasse Bushfire Brigade	0	0	0	2,464	2,464	0.00%
B1024 Wilyabrup Bushfire Brigade	0	0	0	2,464	2,464	0.00%
B1025 Yallingup Coastal Bushfire Brigade	0	0	0	4,833	4,833	0.00%
B1026 Yallingup Rural Bushfire Brigade	0	0	0	2,464	2,464	0.00%
B1028 Yoongarillup Bushfire Brigade	0	0	0	2,464	2,464	0.00%
B1029 Busselton Branch SES	0	0	0	12,572	12,572	0.00%
B1357 Railway House	3,330	0	0	0	0	0.00%
B1361 YCAB (Youth Precinct Foreshore)	36,643	100,000	100,000	100,000	100,000	-63.36%
	270,875	482,155	482,155	830,212	830,212	-43.82%
Sub-Total Property, Plant & Equipment	4,039,224	9,887,808	9,875,308	21,416,305	21,391,305	-59.15%
>> Infrastructure						
Major Project - Busselton Foreshore						
C0016 Barnard Park Carpark	40,826	0	0	40,000	40,000	0.00%
C3094 Busselton Foreshore - Stage 3	2,796,613	1,433,490	1,433,490	3,440,383	3,440,383	95.09%
C3113 Busselton Tennis Club - Infrastructure	64,762	1,145,835	1,145,835	2,750,000	2,750,000	-94.35%
C3150 Busselton Foreshore Stage 3: Toddler's Playground	2,664	79,585	79,585	191,000	191,000	-96.65%
C3168 Busselton Foreshore Jetty Precinct	540,724	1,666,665	1,666,665	4,500,000	4,000,000	-67.56%
C3173 Barnard Park Pavillion Landscaping	59,996	0	0	0	0	0.00%
	3,505,587	4,325,575	4,325,575	10,921,383	10,421,383	-18.96%
Major Project - Administration Building						
C0043 Administration Building Carpark	149,005	250,000	250,000	250,000	250,000	-40.40%
	149,005	250,000	250,000	250,000	250,000	-40.40%
Footpaths Construction						
F0035 Dunsborough Lakes Drive to N.C.C.	0	63,768	63,768	152,000	152,000	-100.00%
F0063 Yallingup Footpath	0	13,080	13,080	31,395	31,395	-100.00%
F0066 Bussell Highway Footpath Sections	0	162,425	162,425	389,820	389,820	-100.00%
F0073 Bussell H/way Footpath - Opp Corner Store to Warden Crossing	0	10,494	10,494	25,000	25,000	-100.00%
F0074 Millward Street - Ford Road to Cookworthy Street	0	23,076	23,076	55,000	55,000	-100.00%
F0075 Armitage Drive Footpath - Navigation Way to Avocet Boulevard	0	25,174	25,174	60,000	60,000	-100.00%
F0076 Vasse Bypass Road Footpath	0	65,000	65,000	65,000	65,000	-100.00%
	0	363,017	363,017	778,215	778,215	-100.00%
Drainage Construction - Street						
D0009 Busselton LIA - Geocatch Drain Partnership	0	0	0	30,000	30,000	0.00%
D0010 Dunsborough / Busselton Drainage Upgrades	10,740	28,959	28,959	69,000	69,000	-62.91%
D0015 Valley Road Drainage Upgrade	0	108,255	108,255	258,010	258,010	-100.00%
D0016 Vasse Highway Drainage Works	0	22,523	22,523	22,523	22,523	-100.00%
D0017 Chain Avenue - Drainage Works	923	25,000	25,000	60,000	60,000	-96.31%
	11,663	184,737	184,737	439,533	439,533	-93.69%

FINANCIAL ACTIVITY STATEMENT PERIOD ENDING 30 NOVEMBER 2017

City of Busselton

Capital Acquisition Report

Property, Plant & Equipment, Infrastructure

For the Period Ended 30 November 2018

Description	2017/18 Actual	2017/18 Amended Budget YTD	2017/18 Original Budget YTD	2017/18 Amended Budget	2017/18 Original Budget	2017/18 Budget YTD Variance
Car Parking Construction						
C0044 Meelup Coastal Nodes - Carpark upgrade	2,178	99,070	99,070	237,764	237,764	-97.80%
	2,178	99,070	99,070	237,764	237,764	-97.80%
Bridges Construction						
A0010 Queen Street Bridge 0240A	0	120,000	120,000	288,000	288,000	-100.00%
A0021 Ambergate Bridge - 3393	0	0	0	90,000	90,000	0.00%
A0022 Yallingup Beach Road Bridge - 3347	0	0	0	222,000	222,000	0.00%
	0	120,000	120,000	600,000	600,000	-100.00%
Cycleways Construction						
F1019 Busselton Bypass - Country Road Footpath	0	92,951	92,951	222,000	222,000	-100.00%
	0	92,951	92,951	222,000	222,000	-100.00%
Townscape Construction						
C1001 Queen Street Upgrade - Duchess to Kent Street	684	51,665	51,665	124,000	124,000	-98.68%
C1024 Dunsborough Road Access Improvements Stage 1	1,711	246,315	246,315	591,155	591,155	-99.31%
	2,395	297,980	297,980	715,155	715,155	-99.20%
Boat Ramps Construction						
C1513 Port Geographe Boat Trailer Parking Layout Redevelopment	11,836	0	0	224,819	224,819	0.00%
	11,836	0	0	224,819	224,819	0.00%
Beach Restoration						
C2504 Groyne Construction	0	0	0	40,040	40,040	0.00%
C2512 Sand Re-Nourishment	114,811	45,835	45,835	110,000	110,000	150.49%
C2520 Coastal Protection Works	214	18,750	18,750	45,000	45,000	-98.86%
C2524 Wonnerup Coastal Defence (Groyne)	77,380	73,335	73,335	73,335	73,335	5.52%
	192,405	137,920	137,920	268,375	268,375	39.50%
Parks, Gardens & Reserves						
C3006 Playgrounds General - Replacement of playground equipment	2,862	8,380	8,380	20,000	20,000	-65.84%
C3007 Park Furniture Replacement - Replace aged & unsafe Equip	0	6,250	6,250	15,000	15,000	-100.00%
C3014 Meelup Park - Fire Access Trail	0	8,335	8,335	20,000	20,000	-100.00%
C3122 Rails to Trails	1,053	41,670	41,670	165,310	165,310	-97.47%
C3131 Elijah Circle POS	79	16,681	16,681	40,000	40,000	-99.52%
C3134 Vasse Community & Recreation Precinct - AFL Oval Stage 1	1,094	20,835	20,835	50,000	50,000	-94.75%
C3145 Churchill Park	50,152	0	0	150,000	0	0.00%
C3146 Dunsborough Town Centre	0	37,590	37,590	90,000	90,000	-100.00%
C3154 Administration Building Landscaping Works	406,992	133,475	133,475	250,000	250,000	204.92%
C3157 Port Geographe - Layman Road Native Tree Planting	0	14,580	14,580	35,000	35,000	-100.00%
C3158 Port Geographe - Casuarina Replacements on Layman Road	18,900	16,681	16,681	40,000	40,000	13.30%
C3159 Port Geographe - Burgee Close (Western Side of Bridge)	0	39,580	39,580	95,000	95,000	-100.00%
C3160 Port Geographe - Reticulated POS at Layman Rd R/About	423	104,305	104,305	250,000	250,000	-99.59%
C3161 Port Geographe-Layman Road to Lanyard Boulevard (Planting)	0	8,335	8,335	20,000	20,000	-100.00%
C3163 Port Geographe - Outstanding Minor Repairs	0	12,550	12,550	30,000	30,000	-100.00%
C3164 Port Geographe - Reticulation Upgrade Scheme to Bore Water	0	139,725	139,725	335,000	335,000	-100.00%
C3165 Foreshore - Irrigation Renewal	0	25,074	25,074	60,000	60,000	-100.00%
C3166 Vasse River Foreshore - Bridge to Bridge project Stage 1	0	31,250	31,250	75,000	75,000	-100.00%
C3167 Advanced Bore Monitoring Equipment	0	41,665	41,665	100,000	100,000	-100.00%
C3169 Relocatable Bike Racks	9,926	4,585	4,585	11,000	11,000	116.48%
C3170 Yallingup Beach Showers	245	16,665	16,665	40,000	40,000	-98.53%
C3171 Dunsborough Foreshore Beach Showers	0	2,085	2,085	5,000	5,000	-100.00%
C3172 Vasse Newtown - AFL Oval Stage 2	285,365	138,450	138,450	332,275	332,275	106.11%
	777,090	868,746	868,746	2,228,585	2,078,585	-10.55%
Cemetery Capital Works						
C1609 Pioneer Cemetery - Implement Conservation Plan	0	8,346	8,346	20,000	20,000	-100.00%
	0	8,346	8,346	20,000	20,000	-100.00%

FINANCIAL ACTIVITY STATEMENT PERIOD ENDING 30 NOVEMBER 2017

City of Busselton

Capital Acquisition Report

Property, Plant & Equipment, Infrastructure

For the Period Ended 30 November 2018

Description	2017/18 Actual	2017/18 Amended Budget YTD	2017/18 Original Budget YTD	2017/18 Amended Budget	2017/18 Original Budget	2017/18 Budget YTD Variance
Aged Housing - Infrastructure Works						
C3451 Aged Housing Infrastructure (Upgrade)	3,882	0	0	13,000	13,000	0.00%
	3,882	0	0	13,000	13,000	0.00%
Sanitation Infrastructure						
C3479 New Cell Development	30,008	364,580	364,580	875,000	875,000	-91.77%
C3481 Transfer Station Development	15,243	44,375	44,375	106,500	106,500	-65.65%
C3485 Site Rehabilitation - Busselton	224,048	447,915	447,915	1,075,000	1,075,000	-49.98%
	269,300	856,870	856,870	2,056,500	2,056,500	-68.57%
Airport Development						
C6087 Airport Construction Stage 2, Landside Civils & Services Inf	152,436	3,583,330	0	8,600,000	0	-95.75%
C6090 Parks & Gardens Airport Stage 2	0	0	250,000	0	600,000	0.00%
C6091 Airport Construction Stage 2, Noise Management Plan	27,841	208,335	208,335	500,000	500,000	-86.64%
C6092 Airport Construction Stage 2, Airfield	2,724,347	7,291,665	7,291,665	17,500,000	17,500,000	-62.64%
C6093 Airport Construction Stage 2, Car Park & Access Roads	0	0	2,500,000	0	6,000,000	0.00%
C6095 Airport Construction Stage 2, External Services	1,475	1,083,335	1,916,665	2,600,000	4,600,000	-99.86%
C6097 Airport Construction Stage 1B, Jet Fuel	0	256,250	256,250	615,000	615,000	-100.00%
C6099 Airport Development - Project Expenses	744,015	712,225	712,225	1,701,890	1,701,890	4.46%
	3,650,115	13,135,140	13,135,140	31,516,890	31,516,890	-72.21%
Main Roads						
S0035 Strelly Street	10,368	230,082	230,082	549,859	549,859	-95.49%
S0049 Layman Road	531,091	280,290	280,290	672,701	672,701	89.48%
S0051 Causeway Road	55,960	57,930	57,930	139,032	139,032	-3.40%
S0064 Peel Terrace	21,945	461,135	461,135	1,102,549	1,102,549	-95.24%
S0066 Queen Street	8,230	106,005	106,005	254,412	254,412	-92.24%
S0067 Layman Road - Reconstruction Between 3250 and 6190	4,103	251,914	251,914	600,000	600,000	-98.37%
S0068 Georgiana Molloy Bus Bay Facilities	390	100,000	100,000	200,000	200,000	-99.61%
S0314 Koorabin Drive - Reseal	1,403	104,561	104,561	250,000	250,000	-98.66%
S0315 Guerin Street - Asphalt Overlay	52,696	35,960	35,960	85,907	85,907	46.54%
	686,185	1,627,877	1,627,877	3,854,460	3,854,460	-57.85%
Roads to Recovery						
T0004 Chapman Hill Road	68,902	38,520	38,520	92,000	92,000	78.87%
T0016 Puzey Road	0	64,612	64,612	155,000	155,000	-100.00%
T0026 Kallorup Road	34,610	18,014	18,014	43,000	43,000	92.13%
T0061 Jindong Treeton Road	0	10,422	10,422	25,000	25,000	-100.00%
T0077 Florence Rd Gravel Resheet Silk 0.30 - 1.00	6,087	14,655	14,655	35,000	35,000	-58.47%
T0078 Taylor Rd Gravel Resheet Silk 0.00 - 1.14	24,591	20,103	20,103	48,000	48,000	22.33%
T0079 Patton Terrace - Asphalt Overlay	2,374	112,552	112,552	269,000	269,000	-97.89%
T0080 Craig Street - Asphalt Overlay	775	63,601	63,601	152,000	152,000	-98.78%
T0082 Hakea Way - Asphalt Overlay	0	4	4	0	0	-100.00%
T0083 Pinnock Place - Asphalt Overlay	10,735	16,703	16,703	40,000	40,000	-35.73%
T0084 Yelverton Road - Rural reconstruction & widening	36,820	245,675	245,675	589,624	589,624	-85.01%
	184,895	604,861	604,861	1,448,624	1,448,624	-69.43%
Black Spot						
V0002 Busselton/Dunsborough Traffic Implementation Works	0	0	0	2,325,000	2,325,000	0.00%
	0	0	0	2,325,000	2,325,000	0.00%
Council Roads Initiative						
W0019 Marine Terrace	4,090	209,196	209,196	500,000	500,000	-98.04%
W0066 Court Street	137	9,375	9,375	22,500	22,500	-98.54%
W0108 Yelverton Road	20,406	453,785	453,785	1,080,376	1,080,376	-95.50%
W0136 DAIP Issues District ACROD Bays, ramps, signs etc	6,029	15,330	15,330	36,792	36,792	-60.68%
W0137 Edwards Road	0	63,639	63,639	152,000	152,000	-100.00%
W0150 Roe Terrace Busselton	0	8,335	8,335	20,000	20,000	-100.00%
W0176 Signage (Alternate CBD Entry)	0	25,000	25,000	60,000	60,000	-100.00%
W0177 Strelly Street	205	25,000	25,000	60,000	60,000	-99.18%
W0192 Valley Road	0	19,515	19,515	46,840	46,840	-100.00%
W0198 Senior Citizens Access Road (Peel Tce)	52,365	19,375	19,375	46,500	46,500	170.27%
W0200 Farquhar Rd Gravel Resheet Silk 0.60 - 2.10	9,701	22,195	22,195	53,000	53,000	-56.29%

FINANCIAL ACTIVITY STATEMENT PERIOD ENDING 30 NOVEMBER
2017

City of Busselton

Capital Acquisition Report

Property, Plant & Equipment, Infrastructure

For the Period Ended 30 November 2018

Description	2017/18 Actual	2017/18 Amended Budget YTD	2017/18 Original Budget YTD	2017/18 Amended Budget	2017/18 Original Budget	2017/18 Budget YTD Variance
W0201 McDonald Rd Gravel Resheet 1.40 - 2.49	13,109	20,935	20,935	50,010	50,010	-37.38%
W0202 Costello Road - Asphalt Overlay	66,413	29,706	29,706	71,000	71,000	123.57%
W0203 Coates Street - Asphalt Overlay	45,381	23,014	23,014	55,000	55,000	97.19%
W0204 Greenfield Road (Loop) - One way layout	1,280	23,429	23,429	56,000	56,000	-94.54%
W0205 Churchill Park New Entry Road to Croquet Club	0	0	31,070	0	74,000	0.00%
W0206 Churchill Park Fire Hydrant Relocation	0	0	3,750	0	9,000	0.00%
W0207 Busselton Highway Pavement Deformation	0	10,000	10,000	10,000	10,000	-100.00%
W0208 Plover Court	0	13,540	13,540	32,500	32,500	-100.00%
	219,115	991,369	1,026,189	2,352,518	2,435,518	-77.90%
Sub-Total Infrastructure	9,665,650	23,964,459	23,999,279	60,472,821	59,905,821	-59.67%
Grand Total - Capital Acquisitions	13,704,873	33,852,267	33,874,587	81,889,126	81,297,126	

FINANCIAL ACTIVITY STATEMENT PERIOD ENDING 30 NOVEMBER 2017

City of Busselton

Reserves Movement Report

For The Period Ending 30 November 2017

	2017/2018 Actual	2017/2018 Amended Budget YTD	2017/2018 Original Budget YTD	2017/2018 Amended Budget	2017/2018 Original Budget	2016/2017 Actual
	\$	\$	\$	\$	\$	\$
100 Airport Infrastructure Renewal and Replacement Reserve						
Accumulated Reserves at Start of Year	1,428,767.68	1,428,767.68	1,428,767.68	1,428,767.68	1,428,767.68	940,036.19
Interest transfer to Reserves	15,282.40	13,815.00	13,815.00	33,156.00	33,156.00	33,323.88
Transfer from Muni	165,210.00	165,210.00	165,210.00	396,505.00	396,505.00	498,037.73
Transfer to Muni	0.00	0.00	0.00	(42,630.00)	(42,630.00)	(42,630.12)
	<u>1,609,260.08</u>	<u>1,607,792.68</u>	<u>1,607,792.68</u>	<u>1,815,798.68</u>	<u>1,815,798.68</u>	<u>1,428,767.68</u>
101 Asset Depreciation Reserve						
Accumulated Reserves at Start of Year	0.00	0.00	0.00	0.00	0.00	2,573,603.88
Transfer to Muni	0.00	0.00	0.00	0.00	0.00	(2,573,603.88)
	<u>0.00</u>	<u>0.00</u>	<u>0.00</u>	<u>0.00</u>	<u>0.00</u>	<u>0.00</u>
102 Climate Adaptation Reserve						
Accumulated Reserves at Start of Year	1,900,992.93	1,900,992.93	1,900,992.93	1,900,992.93	1,900,992.93	1,768,390.03
Interest transfer to Reserves	17,671.24	18,380.00	18,380.00	44,112.00	44,112.00	54,921.29
Transfer from Muni	189,050.00	189,050.00	189,050.00	650,703.14	650,703.14	453,720.00
Transfer to Muni	0.00	0.00	0.00	(195,000.00)	(195,000.00)	(376,038.39)
	<u>2,107,714.17</u>	<u>2,108,422.93</u>	<u>2,108,422.93</u>	<u>2,400,808.07</u>	<u>2,400,808.07</u>	<u>1,900,992.93</u>
107 Corporate IT System Programme						
Accumulated Reserves at Start of Year	125,981.19	125,981.19	125,981.19	125,981.19	125,981.19	132,062.14
Interest transfer to Reserves	1,151.04	1,220.00	1,220.00	2,928.00	2,928.00	3,543.05
Transfer to Muni	0.00	0.00	0.00	(53,276.00)	(53,276.00)	(9,624.00)
	<u>127,132.23</u>	<u>127,201.19</u>	<u>127,201.19</u>	<u>75,633.19</u>	<u>75,633.19</u>	<u>125,981.19</u>
110 Jetty Maintenance Reserve						
Accumulated Reserves at Start of Year	3,158,774.78	3,158,774.78	3,158,774.78	3,158,774.78	3,158,774.78	2,306,653.49
Interest transfer to Reserves	32,660.87	30,540.00	30,540.00	73,297.00	73,297.00	66,858.67
Transfer from Muni	0.00	0.00	0.00	1,195,004.00	1,195,004.00	1,177,344.00
Transfer to Muni	0.00	0.00	0.00	(989,438.00)	(989,438.00)	(392,081.38)
	<u>3,191,435.65</u>	<u>3,189,314.78</u>	<u>3,189,314.78</u>	<u>3,437,637.78</u>	<u>3,437,637.78</u>	<u>3,158,774.78</u>
111 Legal Expenses Reserve						
Accumulated Reserves at Start of Year	544,831.88	544,831.88	544,831.88	544,831.88	544,831.88	530,592.71
Interest transfer to Reserves	5,217.67	5,270.00	5,270.00	12,648.00	12,648.00	14,239.17
	<u>550,049.55</u>	<u>550,101.88</u>	<u>550,101.88</u>	<u>557,479.88</u>	<u>557,479.88</u>	<u>544,831.88</u>
112 Long Service Leave Reserve						
Accumulated Reserves at Start of Year	0.00	0.00	0.00	0.00	0.00	2,604,471.00
Transfer to Muni	0.00	0.00	0.00	0.00	0.00	(2,604,471.00)
	<u>0.00</u>	<u>0.00</u>	<u>0.00</u>	<u>0.00</u>	<u>0.00</u>	<u>0.00</u>
114 City Car Parking and Access Reserve						
Accumulated Reserves at Start of Year	623,501.69	623,501.69	623,501.69	623,501.69	623,501.69	427,856.90
Interest transfer to Reserves	6,209.65	6,030.00	6,030.00	14,472.00	14,472.00	18,342.12
Transfer from Muni	183,355.00	183,355.00	183,355.00	440,050.00	440,050.00	408,020.00
Transfer to Muni	(44,597.00)	0.00	0.00	(887,057.00)	(887,057.00)	(230,717.33)
	<u>768,469.34</u>	<u>812,886.69</u>	<u>812,886.69</u>	<u>190,966.69</u>	<u>190,966.69</u>	<u>623,501.69</u>
115 Plant Replacement Reserve						
Accumulated Reserves at Start of Year	2,325,777.71	2,325,777.71	2,325,777.71	2,325,777.71	2,325,777.71	2,810,578.75
Interest transfer to Reserves	18,384.24	22,485.00	22,485.00	53,965.00	53,965.00	84,998.01
Transfer from Muni	307,200.00	307,200.00	307,200.00	772,280.00	772,280.00	550,000.00
Transfer to Muni	(153,217.17)	0.00	0.00	(1,658,950.00)	(1,658,950.00)	(1,119,799.05)
	<u>2,498,144.78</u>	<u>2,655,462.71</u>	<u>2,655,462.71</u>	<u>1,493,072.71</u>	<u>1,493,072.71</u>	<u>2,325,777.71</u>

FINANCIAL ACTIVITY STATEMENT PERIOD ENDING 30 NOVEMBER 2017

City of Busselton

Reserves Movement Report

For The Period Ending 30 November 2017

	2017/2018 Actual	2017/2018 Amended Budget YTD	2017/2018 Original Budget YTD	2017/2018 Amended Budget	2017/2018 Original Budget	2016/2017 Actual
	\$	\$	\$	\$	\$	\$
116 Professional Development Reserve						
Accumulated Reserves at Start of Year	0.00	0.00	0.00	0.00	0.00	77,905.02
Transfer to Muni	0.00	0.00	0.00	0.00	0.00	(77,905.02)
	0.00	0.00	0.00	0.00	0.00	0.00
117 Road Asset Renewal Reserve						
Accumulated Reserves at Start of Year	0.00	0.00	0.00	0.00	0.00	328,823.05
Transfer to Muni	0.00	0.00	0.00	0.00	0.00	(328,823.05)
	0.00	0.00	0.00	0.00	0.00	0.00
119 Sick Pay Incentive Reserve						
Accumulated Reserves at Start of Year	0.00	0.00	0.00	0.00	0.00	144,552.59
Transfer to Muni	0.00	0.00	0.00	0.00	0.00	(144,552.59)
	0.00	0.00	0.00	0.00	0.00	0.00
120 Strategic Projects Reserve						
Accumulated Reserves at Start of Year	230,336.88	230,336.88	230,336.88	230,336.88	230,336.88	216,612.01
Interest transfer to Reserves	2,194.71	2,225.00	2,225.00	5,340.00	5,340.00	6,271.87
Transfer from Muni	10,415.00	10,415.00	10,415.00	25,000.00	25,000.00	25,000.00
Transfer to Muni	0.00	0.00	0.00	(25,000.00)	(25,000.00)	(17,547.00)
	242,946.59	242,976.88	242,976.88	235,676.88	235,676.88	230,336.88
121 Waste Management Facility and Plant Reserve						
Accumulated Reserves at Start of Year	7,578,591.65	7,578,591.65	7,578,591.65	7,578,591.65	7,578,591.65	7,613,254.10
Interest transfer to Reserves	76,735.23	73,275.00	73,275.00	175,861.00	175,861.00	215,633.80
Transfer from Muni	794,340.00	794,340.00	794,340.00	1,906,419.00	1,906,419.00	2,487,565.49
Transfer to Muni	0.00	0.00	0.00	(4,002,300.00)	(4,002,300.00)	(2,737,861.74)
	8,449,666.88	8,446,206.65	8,446,206.65	5,658,571.65	5,658,571.65	7,578,591.65
122 Port Geographe Development Reserve						
Accumulated Reserves at Start of Year	1,534,670.81	1,534,670.81	1,534,670.81	1,534,670.81	1,534,670.81	1,654,121.43
Interest transfer to Reserves	13,753.22	14,840.00	14,840.00	35,616.00	35,616.00	44,374.96
Transfer to Muni	0.00	0.00	0.00	(989,718.00)	(989,718.00)	(163,825.58)
	1,548,424.03	1,549,510.81	1,549,510.81	580,568.81	580,568.81	1,534,670.81
123 Port Geographe Waterways Management Reserve (SAR)						
Accumulated Reserves at Start of Year	3,422,821.20	3,422,821.20	3,422,821.20	3,422,821.20	3,422,821.20	3,454,443.12
Interest transfer to Reserves	31,704.29	33,095.00	33,095.00	79,428.00	79,428.00	95,828.22
Transfer from Muni	75,050.00	75,050.00	75,050.00	180,120.00	180,120.00	172,549.86
Transfer to Muni	0.00	0.00	0.00	(310,000.00)	(310,000.00)	(300,000.00)
	3,529,575.49	3,530,966.20	3,530,966.20	3,372,369.20	3,372,369.20	3,422,821.20
124 Workers Compensation Contingency Reserve						
Accumulated Reserves at Start of Year	322,008.37	322,008.37	322,008.37	322,008.37	322,008.37	273,142.25
Interest transfer to Reserves	3,261.55	3,115.00	3,115.00	7,476.00	7,476.00	8,066.12
Transfer from Muni	21,145.00	21,145.00	21,145.00	50,750.00	50,750.00	40,800.00
Transfer to Muni	0.00	0.00	0.00	(25,000.00)	(25,000.00)	0.00
	346,414.92	346,268.37	346,268.37	355,234.37	355,234.37	322,008.37
126 Provenge Landscape Maintenance Reserve (SAR)						
Accumulated Reserves at Start of Year	1,001,808.42	1,001,808.42	1,001,808.42	1,001,808.42	1,001,808.42	835,855.66
Interest transfer to Reserves	10,125.25	9,685.00	9,685.00	23,244.00	23,244.00	25,127.34
Transfer from Muni	65,050.00	65,050.00	65,050.00	156,115.00	156,115.00	149,378.15
Transfer to Muni	0.00	0.00	0.00	(162,369.00)	(162,369.00)	(8,552.73)
	1,076,983.67	1,076,543.42	1,076,543.42	1,018,798.42	1,018,798.42	1,001,808.42

FINANCIAL ACTIVITY STATEMENT PERIOD ENDING 30 NOVEMBER 2017

City of Busselton

Reserves Movement Report

For The Period Ending 30 November 2017

	2017/2018 Actual	2017/2018 Amended Budget YTD	2017/2018 Original Budget YTD	2017/2018 Amended Budget	2017/2018 Original Budget	2016/2017 Actual
	\$	\$	\$	\$	\$	\$
127 New Infrastructure Development Reserve						
Accumulated Reserves at Start of Year	2,033,639.44	2,033,639.44	2,033,639.44	2,033,639.44	2,033,639.44	2,007,644.66
Interest transfer to Reserves	19,618.04	19,665.00	19,665.00	47,196.00	47,196.00	58,245.99
Transfer from Muni	272,125.00	272,125.00	272,125.00	653,105.00	653,105.00	548,628.60
Transfer to Muni	0.00	0.00	0.00	(1,195,674.00)	(1,195,674.00)	(580,879.81)
	2,325,382.48	2,325,429.44	2,325,429.44	1,538,266.44	1,538,266.44	2,033,639.44
128 Vasse Newtown Landscape Maintenance Reserve (SAR)						
Accumulated Reserves at Start of Year	485,466.16	485,466.16	485,466.16	485,466.16	485,466.16	470,759.51
Interest transfer to Reserves	4,321.18	4,695.00	4,695.00	11,268.00	11,268.00	15,192.21
Transfer from Muni	69,810.00	69,810.00	69,810.00	167,547.00	167,547.00	161,862.78
Transfer to Muni	0.00	0.00	0.00	(207,566.00)	(207,566.00)	(162,348.34)
	559,597.34	559,971.16	559,971.16	456,715.16	456,715.16	485,466.16
129 Untied Grants Reserve						
Accumulated Reserves at Start of Year	1,146,659.00	1,146,659.00	1,146,659.00	1,146,659.00	1,146,659.00	0.00
Transfer from Muni	0.00	0.00	0.00	0.00	0.00	1,146,659.00
Transfer to Muni	(1,146,659.00)	(1,146,659.00)	(1,146,659.00)	(1,146,659.00)	(1,146,659.00)	0.00
	0.00	0.00	0.00	0.00	0.00	1,146,659.00
130 Locke Estate Reserve						
Accumulated Reserves at Start of Year	129,971.14	129,971.14	129,971.14	129,971.14	129,971.14	64,000.00
Interest transfer to Reserves	1,613.37	1,255.00	1,255.00	3,012.00	3,012.00	1,971.14
Transfer from Muni	0.00	0.00	0.00	64,000.00	64,000.00	64,000.00
Transfer to Muni	0.00	0.00	0.00	(196,983.14)	(196,983.14)	0.00
	131,584.51	131,226.14	131,226.14	0.00	0.00	129,971.14
131 Busselton Community Resource Centre						
Accumulated Reserves at Start of Year	123,721.93	123,721.93	123,721.93	123,721.93	123,721.93	92,178.36
Interest transfer to Reserves	1,257.70	1,195.00	1,195.00	2,868.00	2,868.00	2,973.75
Transfer from Muni	6,895.00	6,895.00	6,895.00	27,580.00	27,580.00	28,569.82
	131,874.63	131,811.93	131,811.93	154,169.93	154,169.93	123,721.93
132 CBD Enhancement Reserve						
Accumulated Reserves at Start of Year	84,897.67	84,897.67	84,897.67	84,897.67	84,897.67	50,404.28
Interest transfer to Reserves	881.16	820.00	820.00	1,968.00	1,968.00	1,993.39
Transfer from Muni	8,750.00	8,750.00	8,750.00	35,000.00	35,000.00	32,500.00
Transfer to Muni	0.00	0.00	0.00	(120,000.00)	(120,000.00)	0.00
	94,528.83	94,467.67	94,467.67	1,865.67	1,865.67	84,897.67
133 Election, Valuation and Corporate Expenses Reserve						
Accumulated Reserves at Start of Year	331,552.54	331,552.54	331,552.54	331,552.54	331,552.54	174,169.07
Interest transfer to Reserves	3,669.89	3,205.00	3,205.00	7,692.00	7,692.00	7,896.56
Transfer from Muni	74,125.00	74,125.00	74,125.00	177,904.00	177,904.00	174,420.00
Transfer to Muni	0.00	0.00	0.00	(395,300.00)	(395,300.00)	(24,933.09)
	409,347.43	408,882.54	408,882.54	121,848.54	121,848.54	331,552.54
134 Civic and Administration Centre Construction Reserve						
Accumulated Reserves at Start of Year	444,863.46	444,863.46	444,863.46	444,863.46	444,863.46	12,782,915.12
Interest transfer to Reserves	0.00	0.00	0.00	0.00	0.00	161,948.34
Transfer to Muni	0.00	0.00	0.00	(444,863.46)	(444,863.46)	(12,500,000.00)
	444,863.46	444,863.46	444,863.46	0.00	0.00	444,863.46
136 Airport Marketing Reserve						
Accumulated Reserves at Start of Year	912,986.35	912,986.35	912,986.35	912,986.35	912,986.35	196,000.00
Interest transfer to Reserves	15,720.45	8,825.00	8,825.00	21,181.00	21,181.00	6,036.59

FINANCIAL ACTIVITY STATEMENT PERIOD ENDING 30 NOVEMBER
2017

City of Busselton

Reserves Movement Report

For The Period Ending 30 November 2017

	2017/2018 Actual	2017/2018 Amended Budget YTD	2017/2018 Original Budget YTD	2017/2018 Amended Budget	2017/2018 Original Budget	2016/2017 Actual
	\$	\$	\$	\$	\$	\$
Transfer from Muni	371,547.64	125,000.00	125,000.00	300,000.00	300,000.00	710,949.76
	<u>1,300,254.44</u>	<u>1,046,811.35</u>	<u>1,046,811.35</u>	<u>1,234,167.35</u>	<u>1,234,167.35</u>	<u>912,986.35</u>

FINANCIAL ACTIVITY STATEMENT PERIOD ENDING 30 NOVEMBER 2017

City of Busselton

Reserves Movement Report

For The Period Ending 30 November 2017

	2017/2018 Actual	2017/2018 Amended Budget YTD	2017/2018 Original Budget YTD	2017/2018 Amended Budget	2017/2018 Original Budget	2016/2017 Actual
	\$	\$	\$	\$	\$	\$
137 Busselton Traffic Study Implementation Reserve						
Interest transfer to Reserves	1,563.32	11,095.00	11,095.00	26,626.00	26,626.00	0.00
Transfer from Muni	209,145.00	2,709,145.00	2,709,145.00	3,001,952.00	3,001,952.00	0.00
Transfer to Muni	0.00	0.00	0.00	(2,660,917.00)	(2,660,917.00)	0.00
	<u>210,708.32</u>	<u>2,720,240.00</u>	<u>2,720,240.00</u>	<u>367,661.00</u>	<u>367,661.00</u>	<u>0.00</u>
138 CPA Bushfire Facilities Reserve						
Interest transfer to Reserves	403.32	0.00	0.00	0.00	0.00	0.00
Transfer from Muni	54,671.80	54,671.80	54,671.80	54,671.80	54,671.80	0.00
	<u>55,075.12</u>	<u>54,671.80</u>	<u>54,671.80</u>	<u>54,671.80</u>	<u>54,671.80</u>	<u>0.00</u>
139 CPA Community Facilities Dunsborough Lakes South Reserve						
Interest transfer to Reserves	511.51	0.00	0.00	0.00	0.00	0.00
Transfer from Muni	69,339.20	69,339.20	69,339.20	69,339.20	69,339.20	0.00
	<u>69,850.71</u>	<u>69,339.20</u>	<u>69,339.20</u>	<u>69,339.20</u>	<u>69,339.20</u>	<u>0.00</u>
140 CPA Community Facilities South Biddle Precinct Reserve						
Interest transfer to Reserves	12,038.28	0.00	0.00	0.00	0.00	0.00
Transfer from Muni	1,003,824.14	1,012,108.29	1,012,108.29	1,020,273.29	1,020,273.29	0.00
Transfer to Muni	0.00	0.00	0.00	(175,000.00)	(175,000.00)	0.00
	<u>1,015,862.42</u>	<u>1,012,108.29</u>	<u>1,012,108.29</u>	<u>845,273.29</u>	<u>845,273.29</u>	<u>0.00</u>
141 CPA Infrastructure Road Upgrades Reserve						
Interest transfer to Reserves	1,628.65	0.00	0.00	0.00	0.00	0.00
Transfer from Muni	220,770.23	220,770.23	220,770.23	220,770.23	220,770.23	0.00
	<u>222,398.88</u>	<u>220,770.23</u>	<u>220,770.23</u>	<u>220,770.23</u>	<u>220,770.23</u>	<u>0.00</u>
Various Building Asset Renewal Reserve						
Accumulated Reserves at Start of Year	1,335,118.59	1,335,118.59	1,335,118.59	1,335,118.59	1,335,118.59	1,493,038.06
Interest transfer to Reserves	12,830.76	12,910.00	12,910.00	30,984.00	30,984.00	37,832.12
Transfer from Muni	17,885.00	17,885.00	17,885.00	42,943.00	42,943.00	172,270.41
Transfer to Muni	0.00	0.00	0.00	(40,000.00)	(40,000.00)	(368,022.00)
	<u>1,365,834.35</u>	<u>1,365,913.59</u>	<u>1,365,913.59</u>	<u>1,369,045.59</u>	<u>1,369,045.59</u>	<u>1,335,118.59</u>
Various Community Development Contribution Reserve						
Accumulated Reserves at Start of Year	6,650,294.50	6,650,294.50	6,650,294.50	6,650,294.50	6,650,294.50	0.00
Interest transfer to Reserves	59,428.71	64,295.00	64,295.00	154,310.00	154,310.00	197,085.92
Transfer from Muni	353,929.91	457,830.00	457,830.00	1,098,790.00	1,098,790.00	8,366,380.90
Transfer to Muni	(81,070.00)	0.00	0.00	(844,145.00)	(844,145.00)	(1,913,172.32)
	<u>6,982,583.12</u>	<u>7,172,419.50</u>	<u>7,172,419.50</u>	<u>7,059,249.50</u>	<u>7,059,249.50</u>	<u>6,650,294.50</u>
Various Busselton Area Drainage and Waterways Improvement Reserve						
Accumulated Reserves at Start of Year	609,789.27	609,789.27	609,789.27	609,789.27	609,789.27	0.00
Interest transfer to Reserves	5,839.74	5,895.00	5,895.00	14,148.00	14,148.00	15,225.22
Transfer from Muni	0.00	0.00	0.00	0.00	0.00	594,564.05
Transfer to Muni	0.00	0.00	0.00	(120,000.00)	(120,000.00)	0.00
	<u>615,629.01</u>	<u>615,684.27</u>	<u>615,684.27</u>	<u>503,937.27</u>	<u>503,937.27</u>	<u>609,789.27</u>
Various Employee Entitlement Reserve						
Accumulated Reserves at Start of Year	3,005,076.86	3,005,076.86	3,005,076.86	3,005,076.86	3,005,076.86	0.00
Interest transfer to Reserves	29,048.79	29,055.00	29,055.00	69,732.00	69,732.00	80,277.69
Transfer from Muni	86,035.00	86,035.00	86,035.00	206,480.00	206,480.00	3,474,974.54
Transfer to Muni	0.00	0.00	0.00	(404,840.00)	(404,840.00)	(550,175.37)
	<u>3,120,160.65</u>	<u>3,120,166.86</u>	<u>3,120,166.86</u>	<u>2,876,448.86</u>	<u>2,876,448.86</u>	<u>3,005,076.86</u>

City of Busselton

Reserves Movement Report

For The Period Ending 30 November 2017

	2017/2018 Actual	2017/2018 Amended Budget YTD	2017/2018 Original Budget YTD	2017/2018 Amended Budget	2017/2018 Original Budget	2016/2017 Actual
	\$	\$	\$	\$	\$	\$
Various Infrastructure Asset Renewal Reserve						
Accumulated Reserves at Start of Year	1,076,330.48	1,076,330.48	1,076,330.48	1,076,330.48	1,076,330.48	0.00
Interest transfer to Reserves	14,850.64	10,405.00	10,405.00	24,972.00	24,972.00	55,440.66
Transfer from Muni	916,780.00	916,780.00	916,780.00	2,200,270.00	2,200,270.00	4,445,284.93
Transfer to Muni	(135,000.00)	0.00	0.00	(2,142,278.00)	(2,142,278.00)	(3,424,395.11)
	<u>1,872,961.12</u>	<u>2,003,515.48</u>	<u>2,003,515.48</u>	<u>1,159,294.48</u>	<u>1,159,294.48</u>	<u>1,076,330.48</u>
Various Joint Venture Aged Housing Reserve						
Accumulated Reserves at Start of Year	874,987.03	874,987.03	874,987.03	874,987.03	874,987.03	0.00
Interest transfer to Reserves	9,501.69	8,460.00	8,460.00	20,304.00	20,304.00	18,602.71
Transfer from Muni	50,000.00	50,000.00	50,000.00	120,000.00	120,000.00	856,384.32
Transfer to Muni	0.00	0.00	0.00	(25,000.00)	0.00	0.00
	<u>934,488.72</u>	<u>933,447.03</u>	<u>933,447.03</u>	<u>990,291.03</u>	<u>1,015,291.03</u>	<u>874,987.03</u>
Various Public Art Reserve						
Accumulated Reserves at Start of Year	94,836.29	94,836.29	94,836.29	94,836.29	94,836.29	0.00
Interest transfer to Reserves	1,936.19	915.00	915.00	2,196.00	2,196.00	1,776.29
Transfer from Muni	143,481.50	21,665.00	21,665.00	52,000.00	52,000.00	93,060.00
Transfer to Muni	0.00	0.00	0.00	(52,000.00)	(52,000.00)	0.00
	<u>240,253.98</u>	<u>117,416.29</u>	<u>117,416.29</u>	<u>97,032.29</u>	<u>97,032.29</u>	<u>94,836.29</u>
Total Cash Back Reserves	<u>48,149,456.90</u>	<u>50,792,811.42</u>	<u>50,792,811.42</u>	<u>40,312,663.96</u>	<u>40,337,663.96</u>	<u>43,539,055.90</u>
Summary Reserves						
Accumulated Reserves at Start of Year	43,539,055.90	43,539,055.90	43,539,055.90	43,539,055.90	43,539,055.90	46,024,063.38
Interest transfer to Reserves	431,014.75	416,665.00	416,665.00	1,000,000.00	1,000,000.00	1,334,027.08
Transfer from Muni	5,739,929.42	7,983,749.52	7,983,749.52	15,285,571.66	15,285,571.66	26,832,924.34
Transfer to Muni	(1,560,543.17)	(1,146,659.00)	(1,146,659.00)	(19,511,963.60)	(19,486,963.60)	(30,651,958.90)
Closing Balance	<u>48,149,456.90</u>	<u>50,792,811.42</u>	<u>50,792,811.42</u>	<u>40,312,663.96</u>	<u>40,337,663.96</u>	<u>43,539,055.90</u>

FINANCIAL ACTIVITY STATEMENT PERIOD ENDING 31 DECEMBER 2017

City of Busselton

Statement of Financial Activity

For The Period Ending 31 December 2017

	2017/2018 Actual	2017/2018 Amended Budget YTD	2017/2018 Original Budget YTD	2017/2018 Amended Budget	2017/2018 Original Budget	2017/18 YTD Bud (A) Variance
	\$	\$	\$	\$	\$	%
Revenue from Ordinary Activities						
Rates	44,909,505	44,719,291	44,660,781	44,919,351	44,860,841	0.43%
Operating Grants, Subsidies and Contributions	1,689,980	1,699,609	1,577,576	3,576,064	3,454,904	-0.57%
Fees & Charges	10,722,859	10,625,388	10,625,388	15,175,277	15,175,277	0.92%
Other Revenue	286,051	204,383	192,054	416,167	403,838	39.96%
Interest Earnings	1,409,478	1,131,498	1,131,498	2,262,996	2,262,996	24.57%
	59,017,873	58,380,169	58,187,297	66,349,855	66,157,856	1.09%
Expenses from Ordinary Activities						
Employee Costs	(14,067,566)	(14,829,017)	(14,795,399)	(29,314,525)	(29,186,308)	5.13%
Materials & Contracts	(7,331,237)	(8,680,507)	(8,623,887)	(16,832,737)	(16,639,971)	15.54%
Utilities (Gas, Electricity, Water etc)	(1,109,066)	(1,292,836)	(1,292,836)	(2,580,822)	(2,580,822)	14.21%
Depreciation on non current assets	(9,323,787)	(9,130,180)	(9,130,180)	(18,003,380)	(18,003,380)	-2.12%
Insurance Expenses	(651,960)	(653,831)	(653,831)	(655,677)	(655,677)	0.29%
Other Expenditure	(1,435,755)	(1,531,730)	(1,538,403)	(3,286,096)	(3,464,535)	6.27%
Allocations	684,986	998,450	998,450	1,996,270	1,996,270	31.40%
	(33,234,385)	(35,119,651)	(35,036,086)	(68,676,967)	(68,534,423)	5.37%
Borrowings Cost Expense						
Interest Expenses	(617,457)	(605,458)	(605,458)	(1,410,971)	(1,410,971)	-1.98%
	(617,457)	(605,458)	(605,458)	(1,410,971)	(1,410,971)	-1.98%
Non-Operating Grants, Subsidies and Contributions	2,513,475	13,541,835	13,684,290	43,437,175	42,079,630	-81.44%
Profit on Asset Disposals	48,793	13,750	13,750	22,400	22,400	254.86%
Loss on Asset Disposals	(435,173)	(5,100)	(5,100)	(6,252)	(6,252)	-8432.80%
	2,127,095	13,550,485	13,692,940	43,453,323	42,095,778	-84.30%
Net Result	27,293,126	36,205,545	36,238,693	39,715,240	38,308,240	-24.62%
Adjustments for Non-cash Revenue & Expenditure						
Depreciation	9,323,787	9,130,180	9,130,180	18,003,380	18,003,380	
Donated Assets	(777,407)	0	0	(16,000,000)	(16,000,000)	
(Profit)/Loss on Sale of Assets	386,380	(8,650)	(8,650)	(16,148)	(16,148)	
Allocations & Other Adjustments	327	0	0	0	0	
Deferred Pensioner Movements	(30,649)	0	0	0	0	
Deposit & Bonds Movements (cash backed)	1,431,671	0	0	0	0	
Capital Revenue & (Expenditure)						
Land & Buildings	(2,992,361)	(8,091,652)	(8,079,152)	(16,556,693)	(16,531,693)	63.02%
Plant & Equipment	(969,736)	(2,388,652)	(2,388,652)	(4,279,400)	(4,029,400)	59.40%
Furniture & Equipment	(296,848)	(587,758)	(587,758)	(830,212)	(830,212)	49.49%
Infrastructure	(15,377,795)	(28,877,810)	(28,919,311)	(60,472,821)	(59,905,821)	46.75%
Proceeds from Sale of Assets	283,593	261,650	261,650	635,150	635,150	8.39%
Proceeds from New Loans	110,000	9,960,000	10,960,000	10,110,000	11,110,000	-98.90%
Self Supporting Loans - Repayment of Principal	29,872	29,113	29,113	73,466	73,466	2.61%
Total Loan Repayments - Principal	(1,164,803)	(1,107,091)	(1,107,091)	(2,780,982)	(2,780,982)	-5.21%
Advances to Community Groups	(110,000)	(110,000)	(110,000)	(260,000)	(260,000)	0.00%
Transfer to Restricted Assets	(1,705,292)	(309,501)	(309,501)	(625,751)	(625,751)	-450.98%
Transfer from Restricted Assets	11,222,234	7,354,556	7,354,556	27,808,739	27,808,739	52.59%
Transfer to Reserves	(7,082,013)	(9,730,166)	(9,730,166)	(16,285,572)	(16,285,572)	27.22%
Transfer from Reserves	1,560,543	1,146,659	1,146,659	19,921,964	19,486,964	36.09%
Opening Funds Surplus/ (Deficit)	1,839,640	1,839,640	1,839,640	1,839,640	1,839,640	
Net Current Position - Surplus / (Deficit)	22,974,270	14,716,063	15,720,210	0.00	0.00	

City of Busselton

Net Current Position

For The Period Ending 31 December 2017

	2017/18 Actual	2017/18 Amended Budget	2017/18 Original Budget	2016/17 Actual
	\$	\$	\$	\$
<u>NET CURRENT ASSETS</u>				
<u>CURRENT ASSETS</u>				
Cash - Unrestricted	8,840,367	1,025,543	1,025,543	1,942,078
Cash - Restricted	80,674,235	53,828,018	54,263,018	84,647,398
Sundry Debtors	2,173,111	1,500,000	1,500,000	2,872,111
Rates Outstanding - General	14,064,917	950,000	950,000	950,768
Stock on Hand	16,543	24,457	24,457	24,457
	<u>105,769,173</u>	<u>57,328,018</u>	<u>57,763,018</u>	<u>90,436,812</u>
<u>LESS: CURRENT LIABILITIES</u>				
Bank Overdraft	0	0	0	0
Sundry Creditors	2,120,668	3,500,000	3,500,000	3,949,774
Performance Bonds	3,645,851	2,214,179	2,214,179	2,214,179
	<u>5,766,519</u>	<u>5,714,179</u>	<u>5,714,179</u>	<u>6,163,953</u>
Current Position (inclusive of Restricted Funds)	100,002,654	51,613,839	52,048,839	84,272,859
Add: Cash Backed Liabilities (Deposits & Bonds)	3,645,851	2,214,179	2,214,179	2,214,179
Less: Cash - Restricted Funds	(80,674,235)	(53,828,018)	(54,263,018)	(84,647,398)
<u>NET CURRENT ASSET POSITION</u>	<u>22,974,270</u>	<u>0</u>	<u>0</u>	<u>1,839,640</u>

FINANCIAL ACTIVITY STATEMENT PERIOD ENDING 31 DECEMBER 2017

City of Busseton

Capital Acquisition Report

Property, Plant & Equipment, Infrastructure

For the Period Ended 31 December 2017

Description	2017/18 Actual	2017/18 Amended Budget YTD	2017/18 Original Budget YTD	2017/18 Amended Budget	2017/18 Original Budget	2017/18 Budget YTD Variance	2017/18 Budget YTD Variance
	\$	\$	\$	\$	\$	%	%
>> Property, Plant & Equipment							
Land							
10610 Property Services Administration	0	50,000	50,000	100,000	100,000	-100.00%	(50,000)
10970 Parking Control	0	0	0	1,525,000	1,525,000	0.00%	0
11156 Airport Development	108,790	100,000	100,000	100,000	100,000	8.79%	8,790
R0780 Dunsborough Lakes Oval - Commonage Road	0	0	0	1,600,000	1,600,000	0.00%	0
	108,790	150,000	150,000	3,325,000	3,325,000	-27.47%	(41,210)
Buildings							
Major Projects							
Major Project - Busseton Foreshore							
B9570 Foreshore East-Youth Precinct Community Youth Building/SLSC	1,303,596	1,351,078	1,351,078	1,351,078	1,351,078	-3.51%	(47,482)
B9583 Railway House	692	10,002	10,002	20,000	20,000	-93.08%	(9,310)
B9593 Barnard Park Pavilion	344,811	350,969	350,969	350,969	350,969	-1.75%	(6,158)
B9600 Old Busseton Lighthouse	0	0	0	80,000	80,000	0.00%	0
	1,649,099	1,712,049	1,712,049	1,802,047	1,802,047	-3.68%	(62,950)
Major Project - Administration Building							
B9010 Civic and Administration Centre Construction	897,173	1,090,543	1,090,543	1,140,537	1,140,537	-17.73%	(193,370)
	897,173	1,090,543	1,090,543	1,140,537	1,140,537	-17.73%	(193,370)
Buildings (Other)							
B9112 Ambergate Bushfire Brigade Shed	0	61,656	61,656	123,307	123,307	-100.00%	(61,656)
B9300 Aged Housing Capital Improvements - Winderup	0	11,000	11,000	33,000	33,000	-100.00%	(11,000)
B9301 Aged Housing Capital Improvements - Harris Road	43,565	23,500	11,000	47,000	22,000	85.38%	20,000
B9302 Aged Housing Capital Improvements - Winderup Court (City)	0	19,998	19,998	40,000	40,000	-100.00%	(19,998)
B9517 GLC - Pool Refining	208,224	285,001	285,001	570,000	570,000	-26.94%	(76,777)
B9528 GLC - Plant Room	15,865	65,001	65,001	130,000	130,000	-75.59%	(49,136)
B9591 Performing Arts Convention Centre	0	50,000	50,000	100,000	100,000	-100.00%	(50,000)
B9594 Vasse Community Recreation Precinct	61,905	25,002	25,002	50,000	50,000	147.60%	36,903
B9602 Point Pique Toilet Block	4,390	0	0	0	0	0.00%	4,390
B9716 Airport Terminal Stage 2	0	4,500,000	4,500,000	9,000,000	9,000,000	-100.00%	(4,500,000)
B9804 Kook Park Home	3,350	97,902	97,902	195,802	195,802	-96.58%	(94,552)
	337,299	5,139,060	5,126,560	10,289,109	10,264,109	-93.44%	(4,801,761)
Total Buildings	2,883,571	7,941,652	7,929,152	13,231,693	13,206,693	-63.69%	(5,038,081)
Plant & Equipment							
10502 Community & Commercial Services Support	0	0	0	50,000	50,000	0.00%	0
10600 Kookaburra Caravan Park	7,300	0	0	0	0	0.00%	7,300
10610 Property Services Administration	0	35,000	35,000	35,000	35,000	-100.00%	(35,000)
10630 Property and Business Development	38,724	40,000	40,000	40,000	40,000	-3.19%	(1,276)
10810 Statutory Planning	65,113	35,000	35,000	70,000	70,000	86.04%	30,113
10850 Implement Management Plans Other	935	0	0	0	0	0.00%	935
10920 Environmental Health Services Administration	32,133	35,000	35,000	37,000	37,000	-8.19%	(2,867)
10922 Preventative Services - Mosquitoes	40,188	39,252	39,252	39,500	39,500	2.38%	316
10950 Animal Control	18,728	53,600	53,600	79,600	79,600	-65.06%	(34,872)
11107 Engineering Services Design	0	0	0	35,000	35,000	0.00%	0
11170 Meelup Regional Park	1,981	0	0	0	0	0.00%	1,981
11401 Transport - Workshop	4,722	48,000	48,000	53,000	53,000	-90.16%	(48,278)
11402 Plant Purchases (P10)	531,956	1,845,300	1,845,300	2,095,300	1,845,300	-71.17%	(1,313,344)
11403 Plant Purchases (P11)	99,498	150,000	150,000	328,000	328,000	-33.67%	(50,502)
11404 Plant Purchases (P12)	125,240	100,000	100,000	1,402,000	1,402,000	25.24%	25,240
G0030 Busseton Transfer Station	0	2,502	2,502	5,000	5,000	-100.00%	(2,502)
G0031 Dunsborough Waste Facility	3,218	4,998	4,998	10,000	10,000	-35.61%	(1,780)
	969,736	2,388,652	2,388,652	4,279,400	4,029,400	-59.40%	(1,418,916)
Furniture & Office Equipment							
10250 Information & Communication Technology Services	104,059	51,642	51,642	103,276	103,276	101.50%	52,417
10251 Business Systems	53,289	134,196	134,196	268,400	268,400	-60.29%	(80,907)
10380 Busseton Library	0	0	0	5,000	5,000	0.00%	0
10381 Dunsborough Library	0	12,066	12,066	24,130	24,130	-100.00%	(12,066)
10530 Community Services Administration	6,276	0	0	0	0	0.00%	6,276
10590 Naturaliste Community Centre	0	15,720	15,720	15,720	15,720	-100.00%	(15,720)
10591 Geographe Leisure Centre	2,576	21,270	21,270	42,540	42,540	-87.89%	(18,064)
10616 Winderup Villas Aged Housing	0	3,000	3,000	6,000	6,000	-100.00%	(3,000)
10617 Harris Road Aged Housing	0	1,750	1,750	3,500	3,500	-100.00%	(1,750)
10625 Art Geo Administration	13,676	12,000	12,000	12,000	12,000	13.97%	1,676
10900 Cultural Planning	35,000	67,000	67,000	77,030	77,030	-47.76%	(32,030)
10920 Environmental Health Services Administration	0	6,498	6,498	10,000	10,000	-100.00%	(6,498)
10930 Fire Prevention Council	2,332	0	0	0	0	0.00%	2,332
11500 Operations Services Administration	3,187	0	0	0	0	0.00%	3,187
B1000 Administration Building- 2-16 Southern Drive	19,950	111,000	111,000	111,000	111,000	-82.03%	(91,050)
B1010 Ambergate Bushfire Brigade	0	2,464	2,464	2,464	2,464	-100.00%	(2,464)
B1013 Dunsborough Bushfire Brigade	0	4,833	4,833	4,833	4,833	-100.00%	(4,833)

FINANCIAL ACTIVITY STATEMENT PERIOD ENDING 31 DECEMBER 2017

City of Busseton

Capital Acquisition Report

Property, Plant & Equipment, Infrastructure

For the Period Ended 31 December 2017

Description	2017/18 Actual	2017/18 Amended Budget YTD	2017/18 Original Budget YTD	2017/18 Amended Budget	2017/18 Original Budget	2017/18 Budget YTD Variance	2017/18 Budget YTD Variance
B1014 Eagle Bay Bushfire Brigade	0	4,833	4,833	4,833	4,833	-100.00%	(4,833)
B1015 Hithergreen District Bushfire Brigade	0	4,833	4,833	4,833	4,833	-100.00%	(4,833)
B1018 Kallorup Bushfire Brigade	0	2,464	2,464	2,464	2,464	-100.00%	(2,464)
B1019 Metricup Bushfire Brigade	0	2,464	2,464	2,464	2,464	-100.00%	(2,464)
B1022 Sussex Bushfire Brigade	0	2,464	2,464	2,464	2,464	-100.00%	(2,464)
B1023 Vasse Bushfire Brigade	0	2,464	2,464	2,464	2,464	-100.00%	(2,464)
B1024 Wilbyrup Bushfire Brigade	0	2,464	2,464	2,464	2,464	-100.00%	(2,464)
B1025 Yallingup Coastal Bushfire Brigade	0	4,833	4,833	4,833	4,833	-100.00%	(4,833)
B1026 Yallingup Rural Bushfire Brigade	0	2,464	2,464	2,464	2,464	-100.00%	(2,464)
B1028 Yoongarillup Bushfire Brigade	0	2,464	2,464	2,464	2,464	-100.00%	(2,464)
B1029 Busseton Branch SES	0	12,572	12,572	12,572	12,572	-100.00%	(12,572)
B1357 Railway House	3,330	0	0	0	0	0.00%	3,330
B1361 YCAB (Youth Precinct Foreshore)	53,173	100,000	100,000	100,000	100,000	-46.83%	(46,827)
	296,848	587,758	587,758	830,212	830,212	-49.49%	(290,310)
Sub-Total Property, Plant & Equipment	4,258,944	11,068,062	11,055,562	21,666,305	21,391,305	-61.52%	(6,809,118)
>> Infrastructure							
Major Project - Busseton Foreshore							
C0016 Barnard Park Carpark	40,826	40,000	40,000	40,000	40,000	2.07%	826
C3094 Busseton Foreshore - Stage 3	3,006,417	1,720,188	1,720,188	3,440,383	3,440,383	74.77%	1,286,229
C3113 Busseton Tennis Club - Infrastructure	93,943	1,375,002	1,375,002	2,750,000	2,750,000	-93.17%	(1,281,059)
C3150 Busseton Foreshore Stage 3: Toddler's Playground	2,664	95,502	95,502	191,000	191,000	-97.21%	(92,838)
C3168 Busseton Foreshore Jetty Precinct	1,220,163	1,999,998	1,999,998	4,500,000	4,000,000	-38.99%	(779,835)
C3173 Barnard Park Pavillion Landscaping	60,157	0	0	0	0	0.00%	60,157
	4,424,171	5,230,690	5,230,690	10,921,383	10,421,383	-15.42%	(806,518)
Major Project - Administration Building							
C0043 Administration Building Carpark	149,005	250,000	250,000	250,000	250,000	-40.40%	(100,995)
	149,005	250,000	250,000	250,000	250,000	-40.40%	(100,995)
Footpaths Construction							
F0035 Dunsborough Lakes Drive to N.C.C.	0	75,993	75,993	152,000	152,000	-100.00%	(75,993)
F0063 Yallingup Footpath	0	15,696	15,696	31,395	31,395	-100.00%	(15,696)
F0066 Russell Highway Footpath Sections	0	194,910	194,910	389,820	389,820	-100.00%	(194,910)
F0073 Russell H/way Footpath - Opp Corner Store to Warden Crossing	0	12,506	12,506	25,000	25,000	-100.00%	(12,506)
F0074 Millward Street - Ford Road to Cookworthy Street	186	27,500	27,500	55,000	55,000	-99.32%	(27,314)
F0075 Armitage Drive Footpath - Navigation Way to Avocet Boulevard	0	30,000	30,000	60,000	60,000	-100.00%	(30,000)
F0076 Vasse Bypass Road Footpath	0	65,000	65,000	65,000	65,000	-100.00%	(65,000)
	186	421,605	421,605	778,215	778,215	-99.96%	(421,419)
Drainage Construction - Street							
D0009 Busseton LIA - Geocatch Drain Partnership	415	0	0	30,000	30,000	0.00%	415
D0010 Dunsborough / Busseton Drainage Upgrades	15,826	34,511	34,511	69,000	69,000	-54.14%	(18,685)
D0015 Valley Road Drainage Upgrade	0	129,009	129,009	258,010	258,010	-100.00%	(129,009)
D0016 Vasse Highway Drainage Works	47,133	22,523	22,523	22,523	22,523	109.27%	24,610
D0017 Chain Avenue - Drainage Works	3,548	30,000	30,000	60,000	60,000	-88.17%	(26,452)
	66,923	216,043	216,043	439,533	439,533	-69.02%	(149,120)
Car Parking Construction							
C0044 Meelup Coastal Nodes - Carpark upgrade	109,853	118,884	118,884	237,764	237,764	-7.60%	(9,031)
	109,853	118,884	118,884	237,764	237,764	-7.60%	(9,031)
Bridges Construction							
A0010 Queen Street Bridge 0240A	0	144,000	144,000	288,000	288,000	-100.00%	(144,000)
A0021 Ambergate Bridge - 3393	0	0	0	90,000	90,000	0.00%	0
A0022 Yallingup Beach Road Bridge - 3347	0	0	0	222,000	222,000	0.00%	0
	0	144,000	144,000	600,000	600,000	-100.00%	(144,000)
Cycleways Construction							
F1019 Busseton Bypass - Country Road Footpath	0	111,001	111,001	222,000	222,000	-100.00%	(111,001)
	0	111,001	111,001	222,000	222,000	-100.00%	(111,001)
Townscape Construction							
C1001 Queen Street Upgrade - Duchess to Kent Street	684	61,998	61,998	124,000	124,000	-98.90%	(61,314)
C1024 Dunsborough Road Access Improvements Stage 1	1,732	295,578	295,578	591,155	591,155	-99.41%	(293,846)
	2,417	357,576	357,576	715,155	715,155	-99.32%	(355,158)
Boat Ramps Construction							
C1513 Port Geographe Boat Trailer Parking Layout Redevelopment	14,400	112,410	112,410	224,819	224,819	-87.19%	(98,010)

FINANCIAL ACTIVITY STATEMENT PERIOD ENDING 31 DECEMBER 2017

City of Busseton

Capital Acquisition Report

Property, Plant & Equipment, Infrastructure

For the Period Ended 31 December 2017

Description	2017/18 Actual	2017/18 Amended Budget YTD	2017/18 Original Budget YTD	2017/18 Amended Budget	2017/18 Original Budget	2017/18 Budget YTD Variance	2017/18 Budget YTD Variance
	14,400	112,410	112,410	224,819	224,819	-87.19%	(98,010)
Beach Restoration							
C2504 Groyne Construction	0	20,020	20,020	40,040	40,040	-100.00%	(20,020)
C2512 Sand Re-Nourishment	114,822	55,002	55,002	110,000	110,000	108.76%	96,820
C2520 Coastal Protection Works	214	22,500	22,500	45,000	45,000	-99.05%	(22,286)
C2524 Wonerup Coastal Defence (Groyne)	77,380	73,335	73,335	73,335	73,335	5.52%	4,045
	192,415	170,857	170,857	268,375	268,375	12.62%	21,558
Parks, Gardens & Reserves							
C3006 Playgrounds General - Replacement of playground equipment	2,862	10,004	10,004	20,000	20,000	-71.39%	(7,142)
C3007 Park Furniture Replacement - Replace aged & unsafe Equip	0	7,500	7,500	15,000	15,000	-100.00%	(7,500)
C3014 Meelup Park - Fire Access Trail	0	10,002	10,002	20,000	20,000	-100.00%	(10,002)
C3122 Rails to Trails	3,057	82,659	82,659	165,310	165,310	-96.30%	(79,602)
C3131 Elijah Circle POS	79	20,000	20,000	40,000	40,000	-99.60%	(19,921)
C3134 Vasse Community & Recreation Precinct - AFL Oval Stage 1	1,094	25,002	25,002	50,000	50,000	-95.63%	(23,908)
C3145 Churchill Park	50,593	0	0	150,000	0	0.00%	50,593
C3146 Dunsborough Town Centre	1,193	45,004	45,004	90,000	90,000	-97.35%	(43,811)
C3154 Administration Building Landscaping Works	407,007	149,996	149,996	250,000	250,000	171.34%	257,011
C3157 Port Geographe - Layman Road Native Tree Planting	0	17,496	17,496	35,000	35,000	-100.00%	(17,496)
C3158 Port Geographe - Casuarina Replacements on Layman Road	18,900	20,000	20,000	40,000	40,000	-5.50%	(1,100)
C3159 Port Geographe - Burgee Close (Western Side of Bridge)	163	47,496	47,496	95,000	95,000	-99.66%	(47,334)
C3160 Port Geographe - Retculated POS at Layman Rd R/About	488	124,992	124,992	250,000	250,000	-99.61%	(124,505)
C3161 Port Geographe-Layman Road to Lanyard Boulevard (Planting)	0	10,002	10,002	20,000	20,000	-100.00%	(10,002)
C3163 Port Geographe - Outstanding Minor Repairs	0	15,008	15,008	30,000	30,000	-100.00%	(15,008)
C3164 Port Geographe - Reticulation Upgrade Scheme to Bore Water	0	167,496	167,496	335,000	335,000	-100.00%	(167,496)
C3165 Foreshore - Irrigation Renewal	0	30,002	30,002	60,000	60,000	-100.00%	(30,002)
C3166 Vasse River Foreshore - Bridge to Bridge project Stage 1	0	37,500	37,500	75,000	75,000	-100.00%	(37,500)
C3167 Advanced Bore Monitoring Equipment	0	49,998	49,998	100,000	100,000	-100.00%	(49,998)
C3169 Relocatable Bike Racks	9,926	5,502	5,502	11,000	11,000	80.40%	4,424
C3170 Yallingup Beach Showers	20,535	19,998	19,998	40,000	40,000	2.68%	537
C3171 Dunsborough Foreshore Beach Showers	0	2,502	2,502	5,000	5,000	-100.00%	(2,502)
C3172 Vasse Newtown - AFL Oval Stage 2	285,365	166,140	166,140	332,275	332,275	71.76%	119,225
	801,261	1,064,299	1,064,299	2,228,585	2,078,585	-24.71%	(263,038)
Cemetery Capital Works							
C1609 Pioneer Cemetery - Implement Conservation Plan	0	9,998	9,998	20,000	20,000	-100.00%	(9,998)
	0	9,998	9,998	20,000	20,000	-100.00%	(9,998)
Aged Housing - Infrastructure Works							
C3451 Aged Housing Infrastructure (Upgrade)	3,882	0	0	13,000	13,000	0.00%	3,882
	3,882	0	0	13,000	13,000	0.00%	3,882
Sanitation Infrastructure							
C3479 New Cell Development	126,513	437,496	437,496	875,000	875,000	-71.08%	(310,983)
C3481 Transfer Station Development	15,243	53,250	53,250	106,500	106,500	-71.37%	(38,007)
C3485 Site Rehabilitation - Busseton	241,530	537,498	537,498	1,075,000	1,075,000	-55.06%	(295,968)
	383,285	1,028,244	1,028,244	2,056,500	2,056,500	-62.72%	(644,959)
Airport Development							
C6087 Airport Construction Stage 2, Landside Civils & Services Inf	356,990	4,299,996	0	8,600,000	0	-91.70%	(3,943,006)
C6090 Parks & Gardens Airport Stage 2	0	0	300,000	0	600,000	0.00%	0
C6091 Airport Construction Stage 2, Noise Management Plan	106,041	250,002	250,002	500,000	500,000	-57.58%	(143,961)
C6092 Airport Construction Stage 2, Airfield	6,146,115	8,749,998	8,749,998	17,500,000	17,500,000	-29.76%	(2,603,883)
C6093 Airport Construction Stage 2, Car Park & Access Roads	0	0	3,000,000	0	6,000,000	0.00%	0
C6095 Airport Construction Stage 2, External Services	56,797	1,300,002	2,299,998	2,600,000	4,600,000	-95.63%	(1,243,205)
C6097 Airport Construction Stage 1B, Jet Fuel	0	307,500	307,500	615,000	615,000	-100.00%	(307,500)
C6099 Airport Development - Project Expenses	1,142,537	851,893	851,893	1,701,890	1,701,890	34.12%	290,644
	7,808,481	15,759,391	15,759,391	31,516,890	31,516,890	-50.45%	(7,950,910)
Main Roads							
S0035 Strelly Street	26,748	274,930	274,930	549,859	549,859	-90.27%	(248,182)
S0049 Layman Road	531,093	336,348	336,348	672,701	672,701	57.90%	134,745
S0051 Causeway Road	64,352	69,516	69,516	139,032	139,032	-7.43%	(5,164)
S0064 Peel Terrace	42,728	551,276	551,276	1,102,549	1,102,549	-92.25%	(508,548)
S0066 Queen Street	27,403	127,206	127,206	254,412	254,412	-78.46%	(99,803)
S0067 Layman Road - Reconstruction Between 3250 and 6190	4,720	300,002	300,002	600,000	600,000	-98.43%	(295,282)
S0068 Georgiana Molloy Bus Bay Facilities	390	150,000	150,000	200,000	200,000	-99.74%	(149,610)
S0314 Koorabin Drive - Reseal	1,403	124,995	124,995	250,000	250,000	-98.88%	(123,592)
S0315 Guerin Street - Asphalt Overlay	52,883	42,958	42,958	85,907	85,907	23.10%	9,925
	751,719	1,977,231	1,977,231	3,854,460	3,854,460	-61.98%	(1,225,512)
Roads to Recovery							

FINANCIAL ACTIVITY STATEMENT PERIOD ENDING 31 DECEMBER 2017

City of Busseton

Capital Acquisition Report

Property, Plant & Equipment, Infrastructure

For the Period Ended 31 December 2017

Description	2017/18 Actual	2017/18 Amended Budget YTD	2017/18 Original Budget YTD	2017/18 Amended Budget	2017/18 Original Budget	2017/18 Budget YTD Variance	2017/18 Budget YTD Variance
T0004 Chapman Hill Road	75,701	46,000	46,000	92,000	92,000	64.57%	29,701
T0016 Puzey Road	2,589	77,503	77,503	155,000	155,000	-96.66%	(74,914)
T0026 Kaloorup Road	34,624	21,500	21,500	43,000	43,000	61.04%	13,124
T0061 Jindong Treeton Road	0	12,502	12,502	25,000	25,000	-100.00%	(12,502)
T0077 Florence Rd Gravel Resheet S1k 0.30 - 1.00	6,092	17,501	17,501	35,000	35,000	-65.19%	(11,409)
T0078 Taylor Rd Gravel Resheet S1k 0.00 - 1.14	49,733	24,007	24,007	48,000	48,000	107.16%	25,726
T0079 Patton Terrace - Asphalt Overlay	2,376	134,501	134,501	269,000	269,000	-98.23%	(132,125)
T0080 Craig Street - Asphalt Overlay	3,211	76,004	76,004	152,000	152,000	-95.77%	(72,793)
T0082 Hakea Way - Asphalt Overlay	0	5	5	0	0	-100.00%	(5)
T0083 Pinnock Place - Asphalt Overlay	37,157	20,002	20,002	40,000	40,000	85.77%	17,155
T0084 Yelverton Road- Rural reconstruction & widening	171,695	294,810	294,810	589,624	589,624	-41.76%	(123,115)
	383,178	724,335	724,335	1,448,624	1,448,624	-47.10%	(341,157)
Black Spot							0
V0002 Busseton/Dunsborough Traffic Implementation Works	0	0	0	2,325,000	2,325,000	0.00%	0
	0	0	0	2,325,000	2,325,000	0.00%	0
Council Roads Initiative							0
W0019 Marine Terrace	5,260	249,992	249,992	500,000	500,000	-97.90%	(244,732)
W0066 Court Street	13,849	11,250	11,250	22,500	22,500	23.10%	2,599
W0108 Yelverton Road	68,007	540,187	540,187	1,080,376	1,080,376	-87.41%	(472,180)
W0136 DAIP Issues District ACROD Bays, ramps, signs etc	9,456	18,396	18,396	36,792	36,792	-48.60%	(8,940)
W0137 Edwards Road	0	75,997	75,997	152,000	152,000	-100.00%	(75,997)
W0150 Roe Terrace Busseton	0	10,002	10,002	20,000	20,000	-100.00%	(10,002)
W0176 Signage (Alternate CBD Entry)	0	30,000	30,000	60,000	60,000	-100.00%	(30,000)
W0177 Strelly Street	210	30,000	30,000	60,000	60,000	-99.30%	(29,790)
W0192 Valley Road	0	23,418	23,418	46,840	46,840	-100.00%	(23,418)
W0198 Senior Citizens Access Road (Peel Tce)	52,457	23,250	23,250	46,500	46,500	125.62%	29,207
W0200 Farquhar Rd Gravel Resheet S1k 0.60 - 2.10	9,726	26,505	26,505	53,000	53,000	-63.30%	(16,779)
W0201 McDonald Rd Gravel Resheet S1k 1.40 - 2.49	13,133	25,000	25,000	50,010	50,010	-47.47%	(11,867)
W0202 Costello Road - Asphalt Overlay	67,796	35,499	35,499	71,000	71,000	90.98%	32,297
W0203 Coates Street - Asphalt Overlay	45,448	27,502	27,502	55,000	55,000	65.25%	17,946
W0204 Greenfield Road (Loop) - One way layout	1,280	28,000	28,000	56,000	56,000	-95.43%	(26,720)
W0205 Churchill Park New Entry Road to Croquet Club	0	0	37,001	0	74,000	0.00%	0
W0206 Churchill Park Fire Hydrant Relocation	0	0	4,500	0	9,000	0.00%	0
W0207 Busseton Highway Pavement Deformation	0	10,000	10,000	10,000	10,000	-100.00%	(10,000)
W0208 Plover Court	0	16,248	16,248	32,500	32,500	-100.00%	(16,248)
	286,620	1,181,246	1,222,747	2,352,518	2,435,518	-75.74%	(894,626)
Sub-Total Infrastructure	15,377,795	28,877,810	28,919,311	60,472,821	59,905,821	-46.75%	(13,500,015)
Grand Total - Capital Acquisitions	19,636,738	39,945,872	39,974,873	82,139,126	81,297,126	-50.84%	(20,309,134)

FINANCIAL ACTIVITY STATEMENT PERIOD ENDING 31 DECEMBER 2017

City of Busselton

Reserves Movement Report

For The Period Ending 31 December 2017

	2017/2018 Actual	2017/2018 Amended Budget YTD	2017/2018 Original Budget YTD	2017/2018 Amended Budget	2017/2018 Original Budget	2016/2017 Actual
	\$	\$	\$	\$	\$	\$
100 Airport Infrastructure Renewal and Replacement Reserve						
Accumulated Reserves at Start of Year	1,428,767.68	1,428,767.68	1,428,767.68	1,428,767.68	1,428,767.68	940,036.19
Interest transfer to Reserves	18,422.03	16,578.00	16,578.00	33,156.00	33,156.00	33,323.88
Transfer from Muni	198,252.00	198,252.00	198,252.00	396,505.00	396,505.00	498,037.73
Transfer to Muni	0.00	0.00	0.00	(42,630.00)	(42,630.00)	(42,630.12)
	<u>1,645,441.71</u>	<u>1,643,597.68</u>	<u>1,643,597.68</u>	<u>1,815,798.68</u>	<u>1,815,798.68</u>	<u>1,428,767.68</u>
101 Asset Depreciation Reserve						
Accumulated Reserves at Start of Year	0.00	0.00	0.00	0.00	0.00	2,573,603.88
Transfer to Muni	0.00	0.00	0.00	0.00	0.00	(2,573,603.88)
	<u>0.00</u>	<u>0.00</u>	<u>0.00</u>	<u>0.00</u>	<u>0.00</u>	<u>0.00</u>
102 Climate Adaptation Reserve						
Accumulated Reserves at Start of Year	1,900,992.93	1,900,992.93	1,900,992.93	1,900,992.93	1,900,992.93	1,768,390.03
Interest transfer to Reserves	21,756.09	22,056.00	22,056.00	44,112.00	44,112.00	54,921.29
Transfer from Muni	226,860.00	226,860.00	226,860.00	650,703.14	650,703.14	453,720.00
Transfer to Muni	0.00	0.00	0.00	(195,000.00)	(195,000.00)	(376,038.39)
	<u>2,149,609.02</u>	<u>2,149,908.93</u>	<u>2,149,908.93</u>	<u>2,400,808.07</u>	<u>2,400,808.07</u>	<u>1,900,992.93</u>
107 Corporate IT System Programme						
Accumulated Reserves at Start of Year	125,981.19	125,981.19	125,981.19	125,981.19	125,981.19	132,062.14
Interest transfer to Reserves	1,386.03	1,464.00	1,464.00	2,928.00	2,928.00	3,543.05
Transfer to Muni	0.00	0.00	0.00	(53,276.00)	(53,276.00)	(9,624.00)
	<u>127,367.22</u>	<u>127,445.19</u>	<u>127,445.19</u>	<u>75,633.19</u>	<u>75,633.19</u>	<u>125,981.19</u>
110 Jetty Maintenance Reserve						
Accumulated Reserves at Start of Year	3,158,774.78	3,158,774.78	3,158,774.78	3,158,774.78	3,158,774.78	2,306,653.49
Interest transfer to Reserves	38,559.80	36,648.00	36,648.00	73,297.00	73,297.00	66,858.67
Transfer from Muni	0.00	372,363.00	372,363.00	1,195,004.00	1,195,004.00	1,177,344.00
Transfer to Muni	0.00	0.00	0.00	(989,438.00)	(989,438.00)	(392,081.38)
	<u>3,197,334.58</u>	<u>3,567,785.78</u>	<u>3,567,785.78</u>	<u>3,437,637.78</u>	<u>3,437,637.78</u>	<u>3,158,774.78</u>
111 Legal Expenses Reserve						
Accumulated Reserves at Start of Year	544,831.88	544,831.88	544,831.88	544,831.88	544,831.88	530,592.71
Interest transfer to Reserves	6,234.36	6,324.00	6,324.00	12,648.00	12,648.00	14,239.17
	<u>551,066.24</u>	<u>551,155.88</u>	<u>551,155.88</u>	<u>557,479.88</u>	<u>557,479.88</u>	<u>544,831.88</u>
112 Long Service Leave Reserve						
Accumulated Reserves at Start of Year	0.00	0.00	0.00	0.00	0.00	2,604,471.00
Transfer to Muni	0.00	0.00	0.00	0.00	0.00	(2,604,471.00)
	<u>0.00</u>	<u>0.00</u>	<u>0.00</u>	<u>0.00</u>	<u>0.00</u>	<u>0.00</u>
114 City Car Parking and Access Reserve						
Accumulated Reserves at Start of Year	623,501.69	623,501.69	623,501.69	623,501.69	623,501.69	427,856.90
Interest transfer to Reserves	7,591.35	7,236.00	7,236.00	14,472.00	14,472.00	18,342.12
Transfer from Muni	220,026.00	220,026.00	220,026.00	440,050.00	440,050.00	408,020.00
Transfer to Muni	(44,597.00)	0.00	0.00	(887,057.00)	(887,057.00)	(230,717.33)
	<u>806,522.04</u>	<u>850,763.69</u>	<u>850,763.69</u>	<u>190,966.69</u>	<u>190,966.69</u>	<u>623,501.69</u>
115 Plant Replacement Reserve						
Accumulated Reserves at Start of Year	2,325,777.71	2,325,777.71	2,325,777.71	2,325,777.71	2,325,777.71	2,810,578.75
Interest transfer to Reserves	22,546.01	26,982.00	26,982.00	53,965.00	53,965.00	84,998.01
Transfer from Muni	368,640.00	403,640.00	403,640.00	772,280.00	772,280.00	550,000.00
Transfer to Muni	(153,217.17)	0.00	0.00	(1,658,950.00)	(1,658,950.00)	(1,119,799.05)
	<u>2,563,746.55</u>	<u>2,756,399.71</u>	<u>2,756,399.71</u>	<u>1,493,072.71</u>	<u>1,493,072.71</u>	<u>2,325,777.71</u>
116 Professional Development Reserve						
Accumulated Reserves at Start of Year	0.00	0.00	0.00	0.00	0.00	77,905.02
Transfer to Muni	0.00	0.00	0.00	0.00	0.00	(77,905.02)
	<u>0.00</u>	<u>0.00</u>	<u>0.00</u>	<u>0.00</u>	<u>0.00</u>	<u>0.00</u>
117 Road Asset Renewal Reserve						

City of Busselton

Reserves Movement Report

For The Period Ending 31 December 2017

	2017/2018 Actual	2017/2018 Amended Budget YTD	2017/2018 Original Budget YTD	2017/2018 Amended Budget	2017/2018 Original Budget	2016/2017 Actual
	\$	\$	\$	\$	\$	\$
Accumulated Reserves at Start of Year	0.00	0.00	0.00	0.00	0.00	328,823.05
Transfer to Muni	0.00	0.00	0.00	0.00	0.00	(328,823.05)
	0.00	0.00	0.00	0.00	0.00	0.00

FINANCIAL ACTIVITY STATEMENT PERIOD ENDING 31 DECEMBER 2017

City of Busselton

Reserves Movement Report

For The Period Ending 31 December 2017

	2017/2018 Actual	2017/2018 Amended Budget YTD	2017/2018 Original Budget YTD	2017/2018 Amended Budget	2017/2018 Original Budget	2016/2017 Actual
	\$	\$	\$	\$	\$	\$
119 Sick Pay Incentive Reserve						
Accumulated Reserves at Start of Year	0.00	0.00	0.00	0.00	0.00	144,552.59
Transfer to Muni	0.00	0.00	0.00	0.00	0.00	(144,552.59)
	0.00	0.00	0.00	0.00	0.00	0.00
120 Strategic Projects Reserve						
Accumulated Reserves at Start of Year	230,336.88	230,336.88	230,336.88	230,336.88	230,336.88	216,612.01
Interest transfer to Reserves	2,654.18	2,670.00	2,670.00	5,340.00	5,340.00	6,271.87
Transfer from Muni	12,498.00	12,498.00	12,498.00	25,000.00	25,000.00	25,000.00
Transfer to Muni	0.00	0.00	0.00	(100,000.00)	(25,000.00)	(17,547.00)
	245,489.06	245,504.88	245,504.88	160,676.88	235,676.88	230,336.88
121 Waste Management Facility and Plant Reserve						
Accumulated Reserves at Start of Year	7,578,591.65	7,578,591.65	7,578,591.65	7,578,591.65	7,578,591.65	7,613,254.10
Interest transfer to Reserves	93,147.52	87,930.00	87,930.00	175,861.00	175,861.00	215,633.80
Transfer from Muni	953,208.00	953,208.00	953,208.00	1,906,419.00	1,906,419.00	2,487,565.49
Transfer to Muni	0.00	0.00	0.00	(4,252,300.00)	(4,002,300.00)	(2,737,861.74)
	8,624,947.17	8,619,729.65	8,619,729.65	5,408,571.65	5,658,571.65	7,578,591.65
122 Port Geographe Development Reserve						
Accumulated Reserves at Start of Year	1,534,670.81	1,534,670.81	1,534,670.81	1,534,670.81	1,534,670.81	1,654,121.43
Interest transfer to Reserves	16,615.26	17,808.00	17,808.00	35,616.00	35,616.00	44,374.96
Transfer to Muni	0.00	0.00	0.00	(989,718.00)	(989,718.00)	(163,825.58)
	1,551,286.07	1,552,478.81	1,552,478.81	580,568.81	580,568.81	1,534,670.81
123 Port Geographe Waterways Managment Reserve (SAR)						
Accumulated Reserves at Start of Year	3,422,821.20	3,422,821.20	3,422,821.20	3,422,821.20	3,422,821.20	3,454,443.12
Interest transfer to Reserves	38,303.26	39,714.00	39,714.00	79,428.00	79,428.00	95,828.22
Transfer from Muni	90,060.00	90,060.00	90,060.00	180,120.00	180,120.00	172,549.86
Transfer to Muni	0.00	0.00	0.00	(310,000.00)	(310,000.00)	(300,000.00)
	3,551,184.46	3,552,595.20	3,552,595.20	3,372,369.20	3,372,369.20	3,422,821.20
124 Workers Compensation Contingency Reserve						
Accumulated Reserves at Start of Year	322,008.37	322,008.37	322,008.37	322,008.37	322,008.37	273,142.25
Interest transfer to Reserves	3,922.99	3,738.00	3,738.00	7,476.00	7,476.00	8,066.12
Transfer from Muni	25,374.00	25,374.00	25,374.00	50,750.00	50,750.00	40,800.00
Transfer to Muni	0.00	0.00	0.00	(25,000.00)	(25,000.00)	0.00
	351,305.36	351,120.37	351,120.37	355,234.37	355,234.37	322,008.37
126 Provenge Landscape Maintenance Reserve (SAR)						
Accumulated Reserves at Start of Year	1,001,808.42	1,001,808.42	1,001,808.42	1,001,808.42	1,001,808.42	835,855.66
Interest transfer to Reserves	12,180.95	11,622.00	11,622.00	23,244.00	23,244.00	25,127.34
Transfer from Muni	78,060.00	78,060.00	78,060.00	156,115.00	156,115.00	149,378.15
Transfer to Muni	0.00	0.00	0.00	(162,369.00)	(162,369.00)	(8,552.73)
	1,092,049.37	1,091,490.42	1,091,490.42	1,018,798.42	1,018,798.42	1,001,808.42
127 New Infrastructure Development Reserve						
Accumulated Reserves at Start of Year	2,033,639.44	2,033,639.44	2,033,639.44	2,033,639.44	2,033,639.44	2,007,644.66
Interest transfer to Reserves	24,188.28	23,598.00	23,598.00	47,196.00	47,196.00	58,245.99
Transfer from Muni	326,550.00	326,550.00	326,550.00	653,105.00	653,105.00	548,628.60
Transfer to Muni	0.00	0.00	0.00	(1,195,674.00)	(1,195,674.00)	(580,879.81)
	2,384,377.72	2,383,787.44	2,383,787.44	1,538,266.44	1,538,266.44	2,033,639.44
128 Vasse Newtown Landscape Maintenance Reserve (SAR)						
Accumulated Reserves at Start of Year	485,466.16	485,466.16	485,466.16	485,466.16	485,466.16	470,759.51
Interest transfer to Reserves	5,425.32	5,634.00	5,634.00	11,268.00	11,268.00	15,192.21
Transfer from Muni	83,772.00	83,772.00	83,772.00	167,547.00	167,547.00	161,862.78
Transfer to Muni	0.00	0.00	0.00	(207,566.00)	(207,566.00)	(162,348.34)
	574,663.48	574,872.16	574,872.16	456,715.16	456,715.16	485,466.16
129 Untied Grants Reserve						
Accumulated Reserves at Start of Year	1,146,659.00	1,146,659.00	1,146,659.00	1,146,659.00	1,146,659.00	0.00
Transfer from Muni	0.00	0.00	0.00	0.00	0.00	1,146,659.00

FINANCIAL ACTIVITY STATEMENT PERIOD ENDING 31
DECEMBER 2017

City of Busselton

Reserves Movement Report

For The Period Ending 31 December 2017

	2017/2018 Actual	2017/2018 Amended Budget YTD	2017/2018 Original Budget YTD	2017/2018 Amended Budget	2017/2018 Original Budget	2016/2017 Actual
	\$	\$	\$	\$	\$	\$
Transfer to Muni	(1,146,659.00)	(1,146,659.00)	(1,146,659.00)	(1,146,659.00)	(1,146,659.00)	0.00
	0.00	0.00	0.00	0.00	0.00	1,146,659.00

FINANCIAL ACTIVITY STATEMENT PERIOD ENDING 31 DECEMBER 2017

City of Busselton

Reserves Movement Report

For The Period Ending 31 December 2017

	2017/2018 Actual	2017/2018 Amended Budget YTD	2017/2018 Original Budget YTD	2017/2018 Amended Budget	2017/2018 Original Budget	2016/2017 Actual
	\$	\$	\$	\$	\$	\$
130 Locke Estate Reserve						
Accumulated Reserves at Start of Year	129,971.14	129,971.14	129,971.14	129,971.14	129,971.14	64,000.00
Interest transfer to Reserves	1,856.59	1,506.00	1,506.00	3,012.00	3,012.00	1,971.14
Transfer from Muni	0.00	0.00	0.00	64,000.00	64,000.00	64,000.00
Transfer to Muni	0.00	0.00	0.00	(196,983.14)	(196,983.14)	0.00
	131,827.73	131,477.14	131,477.14	0.00	0.00	129,971.14
131 Busselton Community Resource Centre						
Accumulated Reserves at Start of Year	123,721.93	123,721.93	123,721.93	123,721.93	123,721.93	92,178.36
Interest transfer to Reserves	1,501.45	1,434.00	1,434.00	2,868.00	2,868.00	2,973.75
Transfer from Muni	13,790.00	13,790.00	13,790.00	27,580.00	27,580.00	28,569.82
	139,013.38	138,945.93	138,945.93	154,169.93	154,169.93	123,721.93
132 CBD Enhancement Reserve						
Accumulated Reserves at Start of Year	84,897.67	84,897.67	84,897.67	84,897.67	84,897.67	50,404.28
Interest transfer to Reserves	1,055.88	984.00	984.00	1,968.00	1,968.00	1,993.39
Transfer from Muni	17,500.00	17,500.00	17,500.00	35,000.00	35,000.00	32,500.00
Transfer to Muni	0.00	0.00	0.00	(120,000.00)	(120,000.00)	0.00
	103,453.55	103,381.67	103,381.67	1,865.67	1,865.67	84,897.67
133 Election, Valuation and Corporate Expenses Reserve						
Accumulated Reserves at Start of Year	331,552.54	331,552.54	331,552.54	331,552.54	331,552.54	174,169.07
Interest transfer to Reserves	4,500.63	3,846.00	3,846.00	7,692.00	7,692.00	7,896.56
Transfer from Muni	88,950.00	88,950.00	88,950.00	177,904.00	177,904.00	174,420.00
Transfer to Muni	0.00	0.00	0.00	(395,300.00)	(395,300.00)	(24,933.09)
	425,003.17	424,348.54	424,348.54	121,848.54	121,848.54	331,552.54
134 Civic and Administration Centre Construction Reserve						
Accumulated Reserves at Start of Year	444,863.46	444,863.46	444,863.46	444,863.46	444,863.46	12,782,915.12
Interest transfer to Reserves	0.00	0.00	0.00	0.00	0.00	161,948.34
Transfer to Muni	0.00	0.00	0.00	(444,863.46)	(444,863.46)	(12,500,000.00)
	444,863.46	444,863.46	444,863.46	0.00	0.00	444,863.46
136 Airport Marketing Reserve						
Accumulated Reserves at Start of Year	912,986.35	912,986.35	912,986.35	912,986.35	912,986.35	196,000.00
Interest transfer to Reserves	18,333.59	10,590.00	10,590.00	21,181.00	21,181.00	6,036.59
Transfer from Muni	467,905.54	150,000.00	150,000.00	300,000.00	300,000.00	710,949.76
	1,399,225.48	1,073,576.35	1,073,576.35	1,234,167.35	1,234,167.35	912,986.35
137 Busselton Traffic Study Implementation Reserve						
Interest transfer to Reserves	2,161.92	13,314.00	13,314.00	26,626.00	26,626.00	0.00
Transfer from Muni	250,974.00	2,750,974.00	2,750,974.00	3,001,952.00	3,001,952.00	0.00
Transfer to Muni	0.00	0.00	0.00	(2,660,917.00)	(2,660,917.00)	0.00
	253,135.92	2,764,288.00	2,764,288.00	367,661.00	367,661.00	0.00
138 CPA Bushfire Facilities Reserve						
Interest transfer to Reserves	505.11	0.00	0.00	0.00	0.00	0.00
Transfer from Muni	54,671.80	54,671.80	54,671.80	54,671.80	54,671.80	0.00
	55,176.91	54,671.80	54,671.80	54,671.80	54,671.80	0.00
139 CPA Community Facilities Dunsborough Lakes South Reserve						
Interest transfer to Reserves	640.63	0.00	0.00	0.00	0.00	0.00
Transfer from Muni	69,339.20	69,339.20	69,339.20	69,339.20	69,339.20	0.00
	69,979.83	69,339.20	69,339.20	69,339.20	69,339.20	0.00
140 CPA Community Facilities South Biddle Precinct Reserve						
Interest transfer to Reserves	13,915.96	0.00	0.00	0.00	0.00	0.00
Transfer from Muni	1,003,824.14	1,013,275.29	1,013,275.29	1,020,273.29	1,020,273.29	0.00
Transfer to Muni	0.00	0.00	0.00	(175,000.00)	(175,000.00)	0.00
	1,017,740.10	1,013,275.29	1,013,275.29	845,273.29	845,273.29	0.00
141 CPA Infrastructure Road Upgrades Reserve						

FINANCIAL ACTIVITY STATEMENT PERIOD ENDING 31
DECEMBER 2017

City of Busselton

Reserves Movement Report

For The Period Ending 31 December 2017

	2017/2018 Actual	2017/2018 Amended Budget YTD	2017/2018 Original Budget YTD	2017/2018 Amended Budget	2017/2018 Original Budget	2016/2017 Actual
	\$	\$	\$	\$	\$	\$
Interest transfer to Reserves	2,039.74	0.00	0.00	0.00	0.00	0.00
Transfer from Muni	220,770.23	220,770.23	220,770.23	220,770.23	220,770.23	0.00
	<u>222,809.97</u>	<u>220,770.23</u>	<u>220,770.23</u>	<u>220,770.23</u>	<u>220,770.23</u>	<u>0.00</u>

FINANCIAL ACTIVITY STATEMENT PERIOD ENDING 31 DECEMBER 2017

City of Busselton

Reserves Movement Report

For The Period Ending 31 December 2017

	2017/2018 Actual	2017/2018 Amended Budget YTD	2017/2018 Original Budget YTD	2017/2018 Amended Budget	2017/2018 Original Budget	2016/2017 Actual
	\$	\$	\$	\$	\$	\$
Various Building Asset Renewal Reserve						
Accumulated Reserves at Start of Year	1,335,118.59	1,335,118.59	1,335,118.59	1,335,118.59	1,335,118.59	1,493,038.06
Interest transfer to Reserves	15,373.19	15,492.00	15,492.00	30,984.00	30,984.00	37,832.12
Transfer from Muni	21,462.00	21,462.00	21,462.00	42,943.00	42,943.00	172,270.41
Transfer to Muni	0.00	0.00	0.00	(40,000.00)	(40,000.00)	(368,022.00)
	1,371,953.78	1,372,072.59	1,372,072.59	1,369,045.59	1,369,045.59	1,335,118.59
Various Community Development Contribution Reserve						
Accumulated Reserves at Start of Year	6,650,294.50	6,650,294.50	6,650,294.50	6,650,294.50	6,650,294.50	0.00
Interest transfer to Reserves	73,036.79	77,154.00	77,154.00	154,310.00	154,310.00	197,085.92
Transfer from Muni	360,714.91	549,396.00	549,396.00	1,098,790.00	1,098,790.00	8,366,380.90
Transfer to Muni	(81,070.00)	0.00	0.00	(844,145.00)	(844,145.00)	(1,913,172.32)
	7,002,976.20	7,276,844.50	7,276,844.50	7,059,249.50	7,059,249.50	6,650,294.50
Various Busselton Area Drainage and Waterways Improvement Reserve						
Accumulated Reserves at Start of Year	609,789.27	609,789.27	609,789.27	609,789.27	609,789.27	0.00
Interest transfer to Reserves	6,977.65	7,074.00	7,074.00	14,148.00	14,148.00	15,225.22
Transfer from Muni	0.00	0.00	0.00	0.00	0.00	594,564.05
Transfer to Muni	0.00	0.00	0.00	(120,000.00)	(120,000.00)	0.00
	616,766.92	616,863.27	616,863.27	503,937.27	503,937.27	609,789.27
Various Employee Entitlement Reserve						
Accumulated Reserves at Start of Year	3,005,076.86	3,005,076.86	3,005,076.86	3,005,076.86	3,005,076.86	0.00
Interest transfer to Reserves	34,902.00	34,866.00	34,866.00	69,732.00	69,732.00	80,277.69
Transfer from Muni	103,242.00	103,242.00	103,242.00	206,480.00	206,480.00	3,474,974.54
Transfer to Muni	0.00	0.00	0.00	(404,840.00)	(404,840.00)	(550,175.37)
	3,143,220.86	3,143,184.86	3,143,184.86	2,876,448.86	2,876,448.86	3,005,076.86
Various Infrastructure Asset Renewal Reserve						
Accumulated Reserves at Start of Year	1,076,330.48	1,076,330.48	1,076,330.48	1,076,330.48	1,076,330.48	0.00
Interest transfer to Reserves	18,557.10	12,486.00	12,486.00	24,972.00	24,972.00	55,440.66
Transfer from Muni	1,100,136.00	1,100,136.00	1,100,136.00	2,200,270.00	2,200,270.00	4,445,284.93
Transfer to Muni	(135,000.00)	0.00	0.00	(2,142,278.00)	(2,142,278.00)	(3,424,395.11)
	2,060,023.58	2,188,952.48	2,188,952.48	1,159,294.48	1,159,294.48	1,076,330.48
Various Joint Venture Aged Housing Reserve						
Accumulated Reserves at Start of Year	874,987.03	874,987.03	874,987.03	874,987.03	874,987.03	0.00
Interest transfer to Reserves	11,278.95	10,152.00	10,152.00	20,304.00	20,304.00	18,602.71
Transfer from Muni	60,000.00	60,000.00	60,000.00	120,000.00	120,000.00	856,384.32
Transfer to Muni	0.00	0.00	0.00	(25,000.00)	0.00	0.00
	946,265.98	945,139.03	945,139.03	990,291.03	1,015,291.03	874,987.03
Various Public Art Reserve						
Accumulated Reserves at Start of Year	94,836.29	94,836.29	94,836.29	94,836.29	94,836.29	0.00
Interest transfer to Reserves	2,380.76	1,098.00	1,098.00	2,196.00	2,196.00	1,776.29
Transfer from Muni	143,481.50	25,998.00	25,998.00	52,000.00	52,000.00	93,060.00
Transfer to Muni	0.00	0.00	0.00	(137,000.00)	(52,000.00)	0.00
	240,698.55	121,932.29	121,932.29	12,032.29	97,032.29	94,836.29
Total Cash Back Reserves	49,060,525.42	52,122,562.42	52,122,562.42	39,902,663.96	40,337,663.96	43,539,055.90
Summary Reserves						
Accumulated Reserves at Start of Year	43,539,055.90	43,539,055.90	43,539,055.90	43,539,055.90	43,539,055.90	46,024,063.38
Interest transfer to Reserves	521,951.37	499,998.00	499,998.00	1,000,000.00	1,000,000.00	1,334,027.08
Transfer from Muni	6,560,061.32	9,230,167.52	9,230,167.52	15,285,571.66	15,285,571.66	26,832,924.34
Transfer to Muni	(1,560,543.17)	(1,146,659.00)	(1,146,659.00)	(19,921,963.60)	(19,486,963.60)	(30,651,958.90)
Closing Balance	49,060,525.42	52,122,562.42	52,122,562.42	39,902,663.96	40,337,663.96	43,539,055.90



CITY OF BUSSETON - INVESTMENT PERFORMANCE REPORT For the month of November 2017


11am Bank Account As at 30 November 2017

INSTITUTION	RATE	AMOUNT
ANZ 11am At Call Deposit	1.45%	\$ 8,500,000

Term Deposits - Miscellaneous Funds As at 30 November 2017

INSTITUTION	RATING	DAYS	MATURITY	RATE	AMOUNT
ANZ	AA	182	15-Dec-17	2.40%	\$ 3,500,000
Westpac	AA	182	29-Dec-17	2.33%	\$ 4,500,000
Westpac	AA	92	06-Jan-18	2.43%	\$ 5,000,000
NAB	AA	122	12-Jan-18	2.53%	\$ 4,000,000
Westpac	AA	92	17-Jan-18	2.44%	\$ 1,500,000
NAB	AA	92	17-Jan-18	2.50%	\$ 2,000,000
Rural Bank	BBB	181	05-Feb-18	2.50%	\$ 1,500,000
Bankwest	AA	151	12-Feb-18	2.50%	\$ 4,000,000
NAB	AA	153	12-Feb-18	2.54%	\$ 2,000,000
NAB	AA	180	14-Feb-18	2.50%	\$ 3,000,000
ANZ	AA	184	25-Feb-18	2.40%	\$ 3,000,000
Westpac	AA	181	06-Mar-18	2.55%	\$ 5,000,000
Westpac	AA	181	12-Mar-18	2.55%	\$ 4,000,000
NAB	AA	181	12-Mar-18	2.55%	\$ 2,000,000
Westpac	AA	181	22-Mar-18	2.56%	\$ 1,500,000
NAB	AA	148	29-Mar-18	2.47%	\$ 3,000,000
ANZ	AA	182	03-Apr-18	2.35%	\$ 3,000,000
NAB	AA	151	23-Apr-18	2.41%	\$ 2,500,000
Bendigo	BBB	272	05-Jun-18	2.50%	\$ 3,000,000
Bendigo	BBB	271	12-Jun-18	2.50%	\$ 1,000,000

Total of Term Deposits \$ 59,000,000

Foreshore Development Funds As at 30 November 2017

WA Treasury Corp. - Overnight Cash Deposit Facility	1.45%	\$ 36,238
Please note an additional \$660,120.77 is being held within the pool of term deposit funds		
		\$ 36,238

Airport Redevelopment Funds As at 30 November 2017

WA Treasury Corp. - Overnight Cash Deposit Facility	1.45%	\$ 2,497
WA Treasury Corp. - State Bonds 186 Days 29-Jan-18	1.76%	\$ 6,169,227

Total of Airport Redevelopment Funds - WATC \$ 6,171,724

NAB	AA	62	04-Dec-17	2.25%	\$ 2,500,000
ANZ	AA	91	05-Dec-17	2.35%	\$ 2,000,000
ANZ	AA	61	05-Dec-17	2.10%	\$ 3,500,000
Westpac	AA	91	05-Dec-17	2.48%	\$ 4,000,000
NAB	AA	59	29-Dec-17	2.20%	\$ 2,000,000
NAB	AA	92	06-Feb-18	2.45%	\$ 3,000,000

Total of Airport Redevelopment Funds - Bank Term Deposits \$ 17,000,000

ANZ Cash Account	AA	NA	NA	1.50%	\$ 3,560,821
------------------	----	----	----	-------	--------------

Total of Airport Redevelopment Funds - Other \$ 3,560,821

Total of Airport Redevelopment Funds \$ 26,732,544

Interest Received 2015/16	\$ 609,666
Interest Received 2016/17	\$ 1,158,623
Interest Received 2017/18	\$ 271,837
Interest Accrued but not yet Received	\$ 76,146
Total Interest Airport Funds (Non-Reserve) at month's end	\$ 2,116,273
Interest Transferred out and held in City Reserve Account 136	\$ 801,497
Interest Earned (incl. Accrued) on Funds Held in City Reserve A/c 136	\$ 10,459

(Note: Funds held with the WATC are in accordance with the Airport Redevelopment Funding Contract and are not held within the requirements of the City's Investment Policy 218)

SUMMARY OF ALL INVESTMENTS HELD As at 1 year ago As at 30 June 2017 As at 30 November 2017

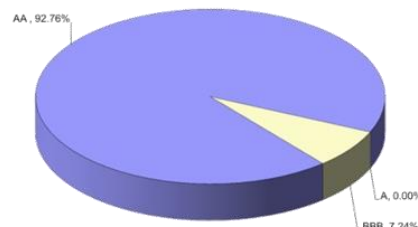
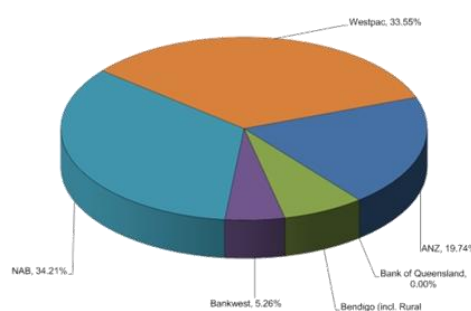
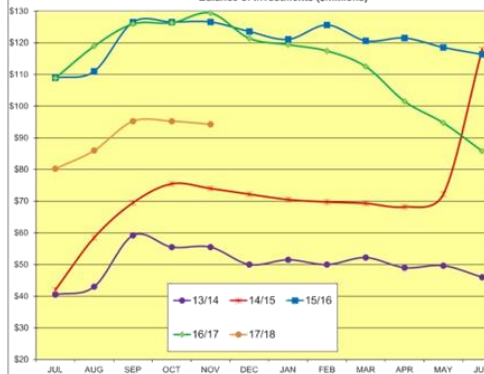
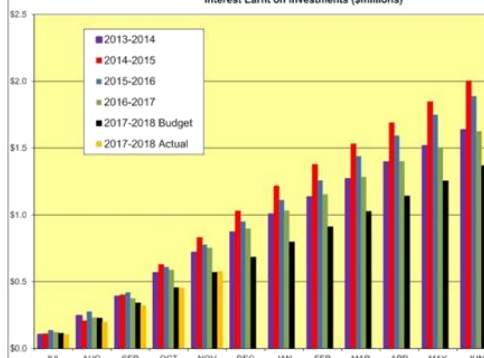
11am Bank Account	\$ 8,000,000	\$ 4,000,000	\$ 8,500,000
Term Deposits - Misc. Funds	\$ 73,500,000	\$ 50,000,000	\$ 59,000,000
Foreshore Development Funds - WATC	\$ 1,514,137	\$ 1,526,935	\$ 36,238
Airport Redevelopment - WATC Deposits	\$ 37,086,894	\$ 6,146,434	\$ 6,171,724
Airport Redevelopment - Bank Term Deposit	\$ 4,000,000	\$ 17,000,000	\$ 17,000,000
Airport Redevelopment - ANZ Cash A/c	\$ 5,267,963	\$ 7,101,339	\$ 3,560,821
Total of all Investments Held	\$ 129,368,994	\$ 85,774,708	\$ 94,268,782

TOTAL INTEREST RECEIVED AND ACCRUED	\$ 754,763	\$ 1,625,936	\$ 577,925
INTEREST BUDGET	\$ 646,780	\$ 1,454,850	\$ 570,415

(Note: Interest figures relate to City general funds only and does not include interest allocated to specific areas such as the Airport Redevelopment)

Statement of Compliance with Council's Investment Policy 218

1. All funds are to be invested within legislative limits.	Fully Compliant
2. All individual funds held within the portfolio are not to exceed a set percentage of the total portfolio value.	Fully Compliant
3. The amount invested based upon the Fund's Rating is not to exceed the set percentages of the total portfolio.	Fully Compliant
4. The amount invested based upon the Investment Horizon is not to exceed the set percentages of the total portfolio.	Fully Compliant

Investment Graphs
Summary of Term Deposits by S & P Rating
(Excludes WATC and 11am Cash Account Funds)

Summary of Term Deposits by Institution
(Excludes WATC and 11am Cash Account Funds)

Balance of Investments (\$millions)

Interest Earned on Investments (\$millions)




CITY OF BUSSELTON - INVESTMENT PERFORMANCE REPORT
For the month of December 2017



11am Bank Account

As at 31 December 2017

INSTITUTION	RATE	AMOUNT
ANZ 11am At Call Deposit	1.45%	\$ 6,000,000

Term Deposits - Miscellaneous Funds

As at 31 December 2017

INSTITUTION	RATING	DAYS	MATURITY	RATE	AMOUNT
Westpac	AA	92	06-Jan-18	2.43%	\$ 5,000,000
NAB	AA	122	12-Jan-18	2.53%	\$ 4,000,000
Westpac	AA	92	17-Jan-18	2.44%	\$ 1,500,000
NAB	AA	92	17-Jan-18	2.50%	\$ 2,000,000
Rural Bank	BBB	181	05-Feb-18	2.50%	\$ 1,500,000
Bankwest	AA	151	12-Feb-18	2.50%	\$ 4,000,000
NAB	AA	153	12-Feb-18	2.54%	\$ 2,000,000
NAB	AA	180	14-Feb-18	2.50%	\$ 3,000,000
ANZ	AA	184	25-Feb-18	2.40%	\$ 3,000,000
Westpac	AA	181	06-Mar-18	2.55%	\$ 5,000,000
Westpac	AA	181	12-Mar-18	2.55%	\$ 4,000,000
NAB	AA	181	12-Mar-18	2.55%	\$ 2,000,000
Westpac	AA	181	22-Mar-18	2.56%	\$ 1,500,000
NAB	AA	148	29-Mar-18	2.47%	\$ 3,000,000
ANZ	AA	182	03-Apr-18	2.35%	\$ 3,000,000
ANZ	AA	182	15-Apr-18	2.30%	\$ 3,500,000
NAB	AA	151	23-Apr-18	2.41%	\$ 2,500,000
Bendigo	BBB	272	05-Jun-18	2.50%	\$ 3,000,000
Bendigo	BBB	271	12-Jun-18	2.50%	\$ 1,000,000

Total of Term Deposits	\$ 54,500,000
------------------------	---------------

Foreshore Development Funds

As at 31 December 2017

WA Treasury Corp. - Overnight Cash Deposit Facility	1.45%	\$	37,890
---	-------	----	--------

Please note an additional 662,336.73 is being held within the pool of term deposit funds

Airport Redevelopment Funds

As at 31 December 2017

WA Treasury Corp. - Overnight Cash Deposit Facility			1.45%	\$	2,500
WA Treasury Corp. - State Bonds	186 Days	29-Jan-18	1.76%	\$	6,169,227
Total of Airport Redevelopment Funds - WATC				\$	6,171,727
Westpac	AA	62	05-Feb-18	1.85%	\$ 4,000,000
NAB	AA	92	06-Feb-18	2.45%	\$ 3,000,000

Total of Airport Redevelopment Funds - Bank Term Deposits	\$ 7,000,000
---	--------------

ANZ Cash Account	AA	NA	NA	1.50%	\$	9,928,375
------------------	----	----	----	-------	----	-----------

Total of Airport Redevelopment Funds - Other	\$ 9,928,375
--	--------------

Total of Airport Redevelopment Funds	\$ 23,100,102
---	----------------------

Interest Received 2015/16	\$ 609,666
Interest Received 2016/17	\$ 1,158,623
Interest Received 2017/18	\$ 343,198
Interest Accrued but not yet received	\$ 54,205
Total Interest Airport Funds (Non-Reserve) at month's end	\$ 2,165,693
Interest Transferred out and held in City Reserve Account 136	\$ 872,855
Interest Eamt (incl. Accrued) on Funds Held in City Reserve A/c 136	\$ 12,044

(Note: Funds held with the WATC are in accordance with the Airport Redevelopment Funding Contract and are not held within the requirements of the City's Investment Policy 218)

SUMMARY OF ALL INVESTMENTS HELD

SUMMARY OF ALL INVESTMENTS HELD	As at 1 year ago	As at 30 June 2017	As at 31 December 2017
11am Bank Account	\$ 3,500,000	\$ 4,000,000	\$ 6,000,000
Term Deposits - Misc. Funds	\$ 70,000,000	\$ 50,000,000	\$ 54,500,000
Foreshore Development Funds - WATC	\$ 1,515,941	\$ 1,526,935	\$ 37,890
Airport Redevelopment - WATC Deposits	\$ 6,088,126	\$ 6,146,434	\$ 6,171,727
Airport Redevelopment - Bank Term Deposit	\$ 29,000,000	\$ 17,000,000	\$ 7,000,000
Airport Redevelopment - ANZ Cash A/c	\$ 11,274,451	\$ 7,101,339	\$ 9,928,375
Total of all Investments Held	\$ 121,378,518	\$ 85,774,708	\$ 83,637,992

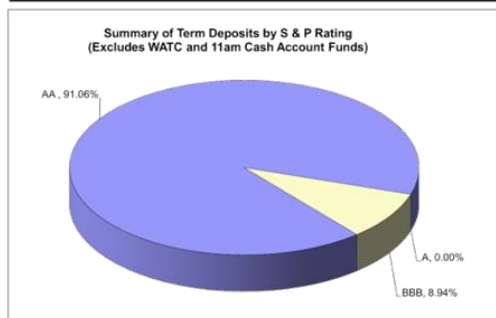
TOTAL INTEREST RECEIVED AND ACCRUED	\$	898,897	\$	1,625,936	\$	712,303
INTEREST BUDGET	\$	776,136	\$	1,454,850	\$	684,498

(Note: Interest figures relate to City general funds only and does not include interest allocated to specific areas such as the

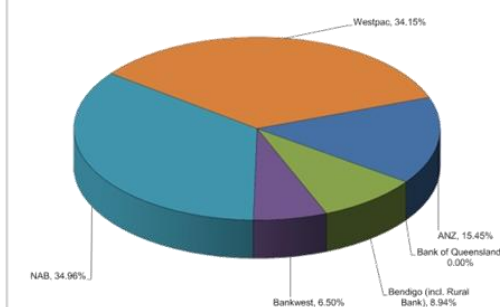
Statement of Compliance with Council's Investment Policy 218

- | | |
|---|-----------------|
| 1. All funds are to be invested within legislative limits. | Fully Compliant |
| 2. All individual funds held within the portfolio are not to exceed a set percentage of the total portfolio value. | Fully Compliant |
| 3. The amount invested based upon the Fund's Rating is not to exceed the set percentages of the total portfolio. | Fully Compliant |
| 4. The amount invested based upon the Investment Horizon is not to exceed the set percentages of the total portfolio. | Fully Compliant |

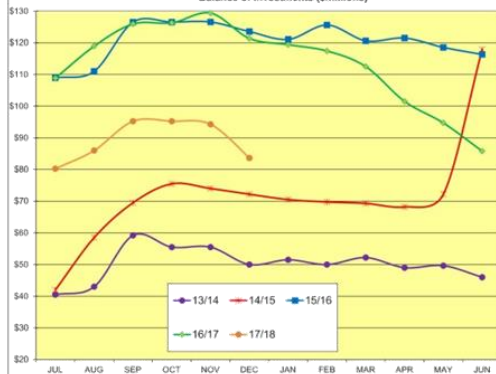
Investment Graphs



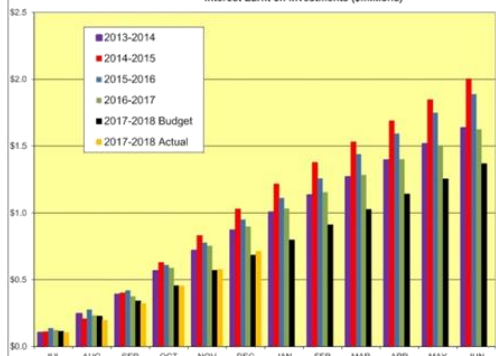
Summary of Term Deposits by Institution
(Excludes WATC and 11am Cash Account Funds)



Balance of Investments (\$millions)



Interest Earned on Investments (\$millions)



6.6 REVIEW OF POLICY 048 - LOANS

SUBJECT INDEX:	Policy
STRATEGIC OBJECTIVE:	Governance systems, process and practices are responsible, ethical and transparent.
BUSINESS UNIT:	Finance and Corporate Services
ACTIVITY UNIT:	Financial Services
REPORTING OFFICER:	Manager Financial Services - Kim Dolzadelli
AUTHORISING OFFICER:	Director, Finance and Corporate Services - Cliff Frewing
VOTING REQUIREMENT:	Simple Majority
ATTACHMENTS:	Attachment A Council Policy 048 - Loans with Markup ↓ Attachment B Amended Council Policy 048 - Loans ↓

PRÉCIS

A review of Policy 048 – Loans has been undertaken and is presented for consideration of the Finance Committee for recommendation to Council.

BACKGROUND

Council Policy 048 – Loans was last reviewed in May 2015. Officers have completed a review of the Policy with the main changes surrounding the setting of criteria for the requirement of information required for applications for Self Supporting Loans. Other minor changes have also been made to acknowledge the relevance of this Policy in regard to Long Term Financial Planning and also to changes to the Department of Local Government, Sport and Communities changes in respect to Financial Ratios.

STATUTORY ENVIRONMENT

In accordance with Section 2.7(2) (b) of the Local Government Act 1995, it is the role of the Council to determine the local government's policies. The Council does this on the recommendation of a Committee it has established in accordance with Section 5.8 of that Act.

RELEVANT PLANS AND POLICIES

The Policy in question is already in existence, officers have reviewed the current Policy, last reviewed in May 2015.

FINANCIAL IMPLICATIONS

There are no Financial Implications associates with respect to the requested amendments to Policy 048 – Loans.

Long-term Financial Plan Implications

There are no Financial Implications associates with respect to the requested amendments to Policy 048 – Loans.

STRATEGIC COMMUNITY OBJECTIVES

This policy is consistent with fostering the following strategic objective:

Key Goal Area 6 - LEADERSHIP Visionary, collaborative, accountable

6.1 Governance systems, processes and practices are responsible, ethical and transparent.

RISK ASSESSMENT

The requested amendments to Council Policy 048 – Loans will reduce any possible risk with respect to the application for Self Supporting Loans.

CONSULTATION

Relevant officers within the City have been consulted.

OFFICER COMMENT

Officers have completed a review of the Policy with the main changes surrounding the setting of criteria for the requirement of information required for applications for Self Supporting Loans. Other minor changes have also been made to acknowledge the relevance of this Policy in regard to Long Term Financial Planning and also to changes to the Department of Local Government, Sport and Communities changes in respect to Financial Ratios.

CONCLUSION

The officer commends the amended Policy to the Finance Committee for referral to Council.

OPTIONS

Should the Committee not agree with the requested amendments it could recommend to Council:

1. That the Policy remain unchanged,
2. Recommend alternative amendments, or
3. Recommend that the Policy be withdrawn.

TIMELINE FOR IMPLEMENTATION OF OFFICER RECOMMENDATION

Changes to the Policy would be implemented immediately.

OFFICER RECOMMENDATION

That the Council approve/adopt amended Policy “048 – Loans” as attached (Attachment B) to this Agenda.

Last updated 27 May 2015

048	Loans	V3 Current
-----	-------	------------

STATEMENT

The Council is committed to demonstrating financial responsibility ~~it-in~~ its utilisation of loan facilities to fund specific capital projects. It is also acknowledged that the funding of identified projects via loan facilities can actually assist in addressing intergenerational equity issues.

~~Analogous with the above~~ Additionally any proposal to utilise loan facilities as a funding source should always be considered against a number of predetermined criteria. This policy provides an overview of the associated criteria to be considered as part of any decision making process to utilise loan facilities.

~~The~~ this policy content does not apply to self-supporting loan facilities; as the purpose of such facilities is distinct from the Shire's own funding requirements. Each request for a Self-Supporting loan is to be considered on its individual merits and any application is to include a minimum of the following information:

- Request for Self-Supporting Loan in the amount of \$ for a term of xx years.
- Demonstrate capacity to meet loan repayments.
- Project scope.
- Total Cost of Project (project Budget) including all funding sources.
- The Total number of registered Members.
- Benefits the project will bring to members and the community, and
- Acknowledgement that the club is responsible for reimbursement to the City of Busselton of full costs associated with the loan and that the club will enter into a "LOAN REPAYMENT AGREEMENT" with the City of Busselton.

PURPOSE

This policy provides guidelines ~~for the Council and employees of the City of Busselton~~ in respect of the utilisation of loan facilities to fund the acquisition, construction or renewal of assets. Recognition of this policy will ensure that a consistent methodology is adopted when considering loans as a potential funding source.

SCOPE

As part of its strategic planning and Long Term Financial Planning processes, the Council will consider how significant projects are to be funded. ~~Possible funding sources may include the utilisation of savings (i.e. reserves), specific rating methodologies, or loan facilities.~~

The use of loan facilities may be an appropriate, or even a preferred option, in respect of specific capital projects. However, in order to ensure that financial prudence is demonstrated when deliberating the utilisation of loan facilities in preference to other funding options, consideration of the guidelines as detailed in this policy must form part of any associated decision making process.

POLICY CONTENT

The following guidelines are to be considered as part of any proposal to utilise loan facilities:

- Loans are not to be utilised to fund operating expenditure
- Loans are not to be utilised to fund capital expenditure of a recurrent nature (e.g. road resurfacing and associated works ~~or, programmed building refurbishment programs~~, plant

Formatted: Font color: Auto, Pattern: Clear
Formatted: Bulleted + Level: 1 + Aligned at: 0.63 cm + Indent at: 1.27 cm
Formatted: Font: (Default) Calibri, Font color: Auto
Formatted: Font color: Auto, Pattern: Clear
Formatted: Font color: Auto
Formatted: Font color: Auto, Pattern: Clear
Formatted: Font color: Auto
Formatted: Font color: Auto, Pattern: Clear
Formatted: Font color: Auto
Formatted: Font color: Auto, Pattern: Clear
Formatted: List Paragraph, Left, Bulleted + Level: 1 + Aligned at: 0.63 cm + Indent at: 1.27 cm

Last updated 27 May 2015

replacement) unless funding becomes available via Federal / State or other additional grants that enables the City to bridge each gaps in Asset Management Plans that could maximise leveraging opportunities.

- A demonstrable economic benefit must be evident to support the use of loan facilities, as opposed to saving for the asset acquisition, construction or renewal.

Last updated 27 May 2015

- Priority for loan funding will be given to projects that will deliver greater community benefit and secondly generate revenue to offset associated loan repayments or can be funded from contributing revenue streams other than General Rates. These revenue streams may include specified area rates, service charges and fees and charges.
- The term of any loan facility is not to exceed the economic life of the asset.
- The repayment method for a loan facility will be via principal and interest repayments. Interest only payments or capitalisation can be considered where a financial benefit can be demonstrated; and the nature of the asset being funded is consistent with this methodology. As an example, a property acquisition / subdivision where the impact on the rate base is lesser during the initial phases and the full debt can be acquitted from the disposal of the land under development.

▪ ~~All loan facilities will be denominated in Australian Dollars.~~

- ~~In considering the utilisation of loan facilities, the City's capacity to repay must be assessed, with regard given to associated financial (debt) ratios. The resultant debt service coverage ratio which is to result in the City having a ratio above 4.0, not to exceed 10%, and concomitantly, the gross debt to revenue ratio is not to exceed 60%. The calculation of these ratios is to include exposure to self-supporting loan facilities. In addition, the Debt Service Coverage Ratio also need to be considered with a base limit of 4.0 as the threshold of this indicator.~~

Formatted: Space Before: 0.5 pt

▪ **Policy Background**

Formatted: List Paragraph, Indent: Hanging: 0.6 cm, Right: 0.41 cm, Bulleted + Level: 1 + Aligned at: 0.39 cm + Indent at: 0.99 cm, Tab stops: 0.99 cm, Left

Policy Reference No. - 048
Owner Unit – Finance
Originator – Manager, ~~Finan~~Financial Services ~~see and~~
~~Information Services.~~
Policy approved by – Council
Date Approved – 27 May, 2015
Review Frequency – As required
Related Documents –
Background/History -

History

Council Resolution	Date	Information
C1505/125	27 May, 2015	Changes made after Ron Back review Version 3
C1109/280	14 September, 2011	Debt-free status no longer a priority Version 2
		Version 1

Last updated 27 May 2015

048	Loans	V3 Current
-----	-------	------------

STATEMENT

The Council is committed to demonstrating financial responsibility in its utilisation of loan facilities to fund specific capital projects. It is also acknowledged that the funding of identified projects via loan facilities can actually assist in addressing intergenerational equity issues.

Additionally any proposal to utilise loan facilities as a funding source should always be considered against a number of predetermined criteria. This policy provides an overview of the associated criteria to be considered as part of any decision making process to utilise loan facilities.

The policy content does not apply to self-supporting loan facilities; as the purpose of such facilities is distinct from the Shire's own funding requirements. Each request for a Self-Supporting loan is to be considered on its individual merits and any application is to include a minimum of the following information:

- Request for Self-Supporting Loan in the amount of \$ for a term of xx years.
- Demonstrate capacity to meet loan repayments,
- Project scope,
- Total Cost of Project (project Budget) including all funding sources,
- The Total number of registered Members,
- Benefits the project will bring to members and the community, and
- Acknowledgement that the club is responsible for reimbursement to the City of Busselton of full costs associated with the loan and that the club will enter into a "LOAN REPAYMENT AGREEMENT" with the City of Busselton

PURPOSE

This policy provides guidelines in respect of the utilisation of loan facilities to fund the acquisition, construction or renewal of assets. Recognition of this policy will ensure that a consistent methodology is adopted when considering loans as a potential funding source.

SCOPE

As part of its strategic planning and Long Term Financial Planning processes, the Council will consider how significant projects are to be funded.

The use of loan facilities may be an appropriate, or even a preferred option, in respect of specific capital projects. However, in order to ensure that financial prudence is demonstrated when deliberating the utilisation of loan facilities in preference to other funding options, consideration of the guidelines as detailed in this policy must form part of any associated decision making process.

POLICY CONTENT

The following guidelines are to be considered as part of any proposal to utilise loan facilities:

- Loans are not to be utilised to fund operating expenditure
- Loans are not to be utilised to fund capital expenditure of a recurrent nature (e.g. road resurfacing and associated works or plant replacement unless funding becomes available via Federal / State or other additional grants that enables the City to bridge gaps in Asset Management Plans that could maximise leveraging opportunities.

Last updated 27 May 2015

- A demonstrable economic benefit must be evident to support the use of loan facilities, as opposed to saving for the asset acquisition, construction or renewal. Priority for loan funding will be given to projects that will deliver greater community benefit and secondly generate revenue to offset associated loan repayments or can be funded from contributing revenue streams other than General Rates. These revenue streams may include specified area rates, service charges and fees and charges.
- The term of any loan facility is not to exceed the economic life of the asset.
- The repayment method for a loan facility will be via principal and interest repayments. Interest only payments or capitalisation can be considered where a financial benefit can be demonstrated; and the nature of the asset being funded is consistent with this methodology. As an example, a property acquisition / subdivision where the impact on the rate base is lesser during the initial phases and the full debt can be acquitted from the disposal of the land under development.
- In considering the utilisation of loan facilities, the City's capacity to repay must be assessed, with regard given to associated debt service coverage ratio which is to result in the City having a ratio above 4.0.

Policy Background

Policy Reference No. - 048

Owner Unit – Finance

Originator – Manager, Financial Services

Policy approved by – Council

Date Approved – 27 May, 2015

Review Frequency – As required

Related Documents –

Background/History -

History

Council Resolution	Date	Information
C1505/125	27 May, 2015	Changes made after Ron Back review Version 3
C1109/280	14 September, 2011	Debt-free status no longer a priority Version 2
		Version 1

6.7 BUDGET AMENDMENT REQUEST

SUBJECT INDEX:	Budget Planning and Reporting
STRATEGIC OBJECTIVE:	Governance systems, process and practices are responsible, ethical and transparent.
BUSINESS UNIT:	Finance and Corporate Services
ACTIVITY UNIT:	Finance and Corporate Services
REPORTING OFFICER:	Manager Financial Services - Kim Dolzadelli
AUTHORISING OFFICER:	Director, Finance and Corporate Services - Cliff Frewing
VOTING REQUIREMENT:	Absolute Majority
ATTACHMENTS:	Nil

PRÉCIS

This report seeks recommendation of the Finance Committee to Council for the approval of budget amendments as detailed in this report. Adoption of the Officers recommendation will result in no change to the City's current Amended Budgeted Surplus Position of \$0.

BACKGROUND

Council adopted its 2017/2018 Municipal Budget on Wednesday, 26 July 2017 with a balanced Budget position.

Since this time Council has been advised of certain funding changes that have impacted the original Budget and Council is now being asked to consider Budget Amendments for the following Key Areas/Projects:

1. "Shared Path/Footpath Projects"

BACKGROUND

The City has been presented with a Western Australian Bicycle Network grant offer for the construction of a Shared Path along College Avenue, Busselton. This Shared Path will provide a strategic north-south connection between the Busselton Bypass and the Busselton LIA & CBD. The WABN grant requires matching funding of \$190,000.

The City has pre-committed funding from the WABN grants for 2018/19 therefore this project would not normally be funded until 2019/20 or later. It is proposed to bring forward the construction of the footpath project largely by using funds allocated to the construction of a footpath in Dunsborough Lakes Drive as there are delays in gaining approvals to commence this project as well as other works identified in the table below.

PLANNED EXPENDITURE ITEMS

The College Avenue Shared Path has been developed internally with consultation with adjacent property owners underway. Notwithstanding the potential outcomes of this consultation this project is ready for issue to the Works division and is construction ready. There are no foreseeable matters that would hinder delivery and grant acquittal by Mid-June 2018.

Officers propose that the 2017/2018 Adopted Budget be amended to reflect the following funding changes, shown in Table 1.

Table 1:

<i>Cost Code</i>	<i>Description</i>	Current Budget	Change	Proposed Amended Budget
F0063	Yallingup Footpaths	(31,195)	31,195	0
F0035	Dunsborough Lakes Drive to NCC	(152,000)	145,000	(7,000)
F0075	Armitage Drive Footpath - Navigation Way to Avocet Boulevard	-(60,000)	13,805	(46,195)
"New"	College Avenue Shared Path	0	(380,000)	(380,000)
WABN Grant "New"	WABN Grant Income	190,000	190,000	190,000
Total		(243,195)	0	(243,195)

PROPOSED OUTCOME

The acceptance for the grant for the construction of the College Avenue Shared Path would ensure that the north-south strategic connection is cofounded and delivered in a timely manner and it is proposed that the projects that funding is being reallocated from be relisted as priority projects in the 2019 budget.

2. "Drainage Project Amendments"**BACKGROUND****Johnston Avenue Drainage project**

The construction of the proposed drainage infrastructure in Yallingup will be delayed due to the approvals required from the Department of Aboriginal Affairs associated with working within a listed heritage site. It is proposed to bring forward stage 2 of the Johnston Avenue Drainage project whilst the required consultation is undertaken and approvals gained for the Yallingup works.

Vasse Highway Drainage upgrade project

The Vasse Highway Drainage upgrade project is a drainage upgrade for the Vasse Townsite to reduce the ongoing ponding of water adjacent to the roadway through Water Sensitive Urban Design (WSUD) techniques. During the delivery of this project a significant amount of unsuitable material was identified requiring additional excavation and earthworks, this resulted in an increase in the quantity of replacement modified filtration medium. Due to this increase excavation additional pipework was included to reduce the potential risk to surrounding infrastructure hence an increase to Budget is required.

PLANNED EXPENDITURE ITEMS**Johnston Avenue Drainage project**

Stage 2 of the Johnston Avenue drainage has been designed and document with all consultation being finalised. This project is ready for issue to the Works division and is construction ready. This project can be fully delivered this financial year.

Vasse Highway Drainage upgrade project

This project is currently under construction.

The following amendments shown below in Table 2 are being sought for approval.

Table 2:

<i>Cost Code</i>	<i>Description</i>	Current Budget	Change	Proposed Amended Budget
D0015	Valley Road Drainage upgrade	(258,010)	250,000	(8,010)
D0017	Vasse Highway Drainage Works	(25,000)	(30,000)	(55,000)
D0018	Johnston Avenue Drainage upgrade – Stage 2	0	(220,000)	(220,000)

	Total	(283,010)	0	(283,010)
--	--------------	-----------	---	-----------

PROPOSED OUTCOME**Johnston Avenue Drainage project**

The proposed amendment for stage 2 of Johnston Avenue Drainage would ensure that this project is finalised and the risk of property flooding and future inundation of Bussell Highway in this area is addressed prior to the 2018 winter.

Vasse Highway Drainage upgrade project

Completion of this project to an appropriate standard.

STATUTORY ENVIRONMENT

Section 6.8 of the Local Government Act refers to expenditure from the municipal fund that is not included in the annual budget. In the context of this report, where no budget allocation exists, expenditure is not to be incurred until such time as it is authorised in advance, by an absolute majority decision of the Council.

RELEVANT PLANS AND POLICIES

There are multiple Plans and Policies that support the proposed Budget Amendments.

FINANCIAL IMPLICATIONS

Budget amendments being sought will result in no change to Council's Budget Surplus position of \$0.

Long-term Financial Plan Implications

N/A

STRATEGIC COMMUNITY OBJECTIVES

This matter principally aligns with Key Goal Area 6 – 'Open and Collaborative Leadership' and more specifically Community Objective 6.1 - 'Governance systems, process and practices are responsible, ethical and transparent'. The achievement of the above is underpinned by the Council strategy to 'ensure the long term financial sustainability of Council through effective financial management'.

RISK ASSESSMENT

There is a risk to the City, as there is with all projects undertaken, that the final cost could exceed budget. If this looks to be the case Council will be notified so a suitable offset / project scope back can be identified.

CONSULTATION

Consultation has occurred with the appropriate City of Busselton officers.

OFFICER COMMENT

The Officer commends the requested Budget Amendment to the Finance Committee for consideration and recommendation to Council.

CONCLUSION

Council's approval is sought to amend the budget as per the details contained in this report. Upon approval the proposed works will be planned, organised and completed.

OPTIONS

The Council could decide not to go ahead with any or all of the proposed budget amendment requests.

TIMELINE FOR IMPLEMENTATION OF OFFICER RECOMMENDATION

Should the Officer Recommendation be endorsed, the associated budget amendment will be processed within a month of being approved.

OFFICER RECOMMENDATION**ABSOLUTE MAJORITY DECISION OF COUNCIL REQUIRED**

That the Finance Committee recommends to Council endorsement of the Requested Budget Amendments contained within this report, resulting in no change to an Amended Budgeted Surplus Position of \$0.

7. GENERAL DISCUSSION ITEMS

- 7.1 Holiday Homes
- 7.2 Review of Calculation Basis for Rate Calculations – Yallingup
- 7.3 Contributions to works – Funds Held

8. NEXT MEETING DATE

Thursday, 15 February 2018

9. CLOSURE