



Finance Committee Agenda

2 November 2017

ALL INFORMATION AVAILABLE IN VARIOUS FORMATS ON REQUEST

city@busselton.wa.gov.au

CITY OF BUSSELTON


MEETING NOTICE AND AGENDA – 2 NOVEMBER 2017

TO: THE MAYOR AND COUNCILLORS

NOTICE is given that a meeting of the Finance Committee will be held in the Committee Room, Administration Building, Southern Drive, Busselton on Thursday, 2 November 2017, commencing at 9.30am.

The attendance of Committee Members is respectfully requested.

Statements or decisions made at Council meetings or briefings should not be relied on (or acted upon) by an applicant or any other person or entity until subsequent written notification has been given by or received from the City of Busselton. Without derogating from the generality of the above, approval of planning applications and building permits and acceptance of tenders and quotations will only become effective once written notice to that effect has been given to relevant parties. The City of Busselton expressly disclaims any liability for any loss arising from any person or body relying on any statement or decision made during a Council meeting or briefing.



MIKE ARCHER

CHIEF EXECUTIVE OFFICER

26 October 2017

CITY OF BUSSELTON

AGENDA FOR THE FINANCE COMMITTEE MEETING TO BE HELD ON 2 NOVEMBER 2017

TABLE OF CONTENTS

ITEM NO.	SUBJECT	PAGE NO.
1.	DECLARATION OF OPENING AND ANNOUNCEMENT OF VISITORS.....	4
2.	ATTENDANCE	4
3.	PUBLIC QUESTION TIME.....	4
4.	DISCLOSURE OF INTERESTS	4
5.	CONFIRMATION OF MINUTES	4
5.1	Minutes of the Finance Committee Meeting held 5 October 2017	4
6.	REPORTS	5
6.1	DONATIONS/CONTRIBUTIONS AND SUBSIDIES FUND	5
6.2	ASSET MANAGEMENT REPORT.....	7
6.3	FINANCIAL ACTIVITY STATEMENTS - PERIOD ENDING 30 SEPTEMBER 2017	11
6.4	LIST OF PAYMENTS MADE SEPTEMBER 2017	30
7.	GENERAL DISCUSSION ITEMS	50
8.	NEXT MEETING DATE	50
9.	CLOSURE	50

1. **DECLARATION OF OPENING AND ANNOUNCEMENT OF VISITORS**

2. **ATTENDANCE**

Apologies

3. **PUBLIC QUESTION TIME**

4. **DISCLOSURE OF INTERESTS**

5. **CONFIRMATION OF MINUTES**

5.1 Minutes of the Finance Committee Meeting held 5 October 2017

RECOMMENDATION

That the Minutes of the Finance Committee Meeting held 5 October 2017 be confirmed as a true and correct record.

6. REPORTS

6.1 DONATIONS/CONTRIBUTIONS AND SUBSIDIES FUND

SUBJECT INDEX:	Donations/Contributions
STRATEGIC OBJECTIVE:	Governance systems, process and practices are responsible, ethical and transparent.
BUSINESS UNIT:	Governance Services
ACTIVITY UNIT:	Governance Services
REPORTING OFFICER:	Executive Assistant to Council - Lisa Haste Executive Assistant to Council - Katie Banks
AUTHORISING OFFICER:	Director, Finance and Corporate Services - Cliff Frewing
VOTING REQUIREMENT:	Simple Majority
ATTACHMENTS:	Nil

PRÉCIS

This report provides an overview of the Donations and Contributions that have been allocated, that is considered of relevance to members of the Finance Committee, and also the Council.

Donations/Contributions and Subsidies Fund (Sponsorship Fund – Payment of Funds)

Current expenditure from the Donations, Contributions and Subsidies Fund (Sponsorship Fund) reveals:

- 27 applications for sponsorship have been received during this financial year.
 - The average donation approved for the financial year is \$260.00
 - There were 14 applications for sponsorship received or assessed during September 2017.
 - Expenditure from the Donations, Contributions and Subsidies Fund (Sponsorship Fund) for the financial year totals \$7,978.50
- Total budget for the Donations, Contributions and Subsidies Fund (Sponsorship Fund) is \$40,000.

App. No.	Recipient	Purpose	Amount
14/1718	Josh Cattlin	Selected to represent WA at the Surf, Dive 'N Ski Australian Junior Surfing Titles in Culburra Beach, NSW. Funding to assist with associated travel expenses.	\$200.00
15/1718	Emma Cattlin	Selected to represent WA at the Surf, Dive 'N Ski Australian Junior Surfing Titles in Culburra Beach, NSW. Funding to assist with associated travel expenses.	\$200.00
16/1718	Annabel Creek	Selected by Equestrian WA to represent WA at the 2017 Australian Interschool Championships in Toowoomba, QLD. Funding to assist with associated travel expenses.	\$200.00
17/1718	Busselton Settlement Art Committee Member – Ramona Johnson	Donation request submitted to assist with hire fee for the Yoongarillup Hall. The venue for the celebration for all community members following the unveiling of the Spanish Settler sculpture. Contribution provided via transfer of funds for venue hire fee.	\$178.50

18/1718	Maddison Fenwick	Selected to represent WA in the U 13's Girls' State Hockey team at the Hockey carnival in Perth. Funding to assist with associated travel expenses.	\$200.00
19/1718	Vasse Art Award	Donation towards advertising on billboards, DL cards to raise awareness of the event being held from 14 – 21 April 2018.	\$400.00
20/1718	Tiana Frame	Selected to represent WA at the Schools Basketball 12's held in Adelaide. Funding requested to assist with travel expenses. Application was unsuccessful as applicant does not reside in the City of Busselton.	\$0.00
21/1718	Geographe Cycle Club Inc.	Donation towards Undalup Room hire fee (the venue for 20th Anniversary Celebration, book launch and AGM).	\$500.00
22/1718	Busselton Oral History Group Inc.	Donation towards the cost of room hire for the Busselton Oral History Group Inc. book launch venue (Undalup Room, City Administration Building)	\$1,000.00
23/1718	SW Indonesian Community Inc.	The Wonderful Indonesia Getaway event is being held in the Cultural Precinct on 4 November 2017 and is a free community event. Funds to be used to assist with road closure traffic management.	\$500.00
24/1718	Imogen Dawson	Selected to represent WA in the U 13's Girls' State Hockey team at the Hockey carnival in Perth. Funding to assist with associated travel expenses.	\$200.00
25/1718	GP Down South	50 Jetty passes for Mental Health walk on the jetty to raise awareness of mental health issues.	\$200.00
26/1718	Capes Network Education Charity Ball	Seeking funds to assist with expenses associated with organising the Education Charity Ball. The application was unsuccessful as the City does not sponsor fundraisers and the charity ball is a ticketed event, not open to the community.	\$0.00
27/1718	Busselton Art Society Inc.	Funds provided to assist with advertising and prizes for awards for the 59th Annual Art in the Park event being held 26 th – 28 th January 2018.	\$500.00

OFFICER RECOMMENDATION

That the donations and sponsorships for the month of September 2017 be noted.

6.2 ASSET MANAGEMENT REPORT

SUBJECT INDEX:

STRATEGIC OBJECTIVE:	Assets are well maintained and responsibly managed.
BUSINESS UNIT:	Engineering and Facilities Services
ACTIVITY UNIT:	
REPORTING OFFICER:	Asset Coordinator - Daniel Hall
AUTHORISING OFFICER:	Director, Engineering and Works Services - Oliver Darby
VOTING REQUIREMENT:	Simple Majority
ATTACHMENTS:	Nil

PRÉCIS

The Purpose of this report to provide the finance committee with asset management information relevant to the financial management of the City of Busselton. It will outline what the activities are and how they may or may not impact the financial management of the City. It is not intended as an exhaustive list of all the asset management undertakings for the period, rather a targeted report detailing issues relevant to the Finance Committee.

Asset Management Report

Review of the Buildings Asset Management Plan

The Buildings Asset Management Plan was adopted by the Council in June 2013 and provided an overview of the building portfolio and predicted future renewal requirements. In the formulation of the plan, each building received a detailed condition assessment which allowed for a detailed breakdown of required works for the first ten years of the plan.

The overall replacement value of the building portfolio has grown significantly since 2013. This significant growth in building assets has been undertaken to compliment the continued population growth of the City. This has been achieved through new and upgraded community buildings as well as civic and administrative buildings.

In conjunction with the introduction of the new buildings, the City has also undertaken an assessment of performance of existing buildings. This assessment of performance considers elements such as physical condition, required and expected performance standards, current and expected future utilisation and capacity of the asset to meet requirements. This process has included rural community halls and more recently, public ablutions and ageing community buildings. Works and recommendations as an outcome from the performance assessment will be included in the upcoming update of the Buildings Asset Management Plan.

Changes to the Asset Portfolio

In 2013, The City owned and maintained or managed a building portfolio with an estimated replacement value of \$104 Million (as per valuation conducted in 2012 \$). This portfolio comprised 266 separate buildings and structures consisting of ablution facilities, arts and cultural, community facilities, commercial leasing, emergency services, halls, operations facilities, recreation, residential, shire administration and waste facilities. The oldest building being the Vasse-Newtown Hall (North) acquired in 1900 and the newest being the Busselton Community Resource Centre completed in December 2012.

Since 2013, the City has constructed approximately \$31M worth of new building assets, demolished or decommissioned approx. \$7.3M worth of buildings and relinquished (or in the process of relinquishing) management control of approx. \$400,000 worth of buildings. This resulted in a net increase of approx. \$23.8M to the overall buildings portfolio. This combined with the 2017 revaluation of the overall portfolio, takes the updated total value of buildings to \$137.8M (Replacement Valuation 2017).

Table 1 provides a list of new building assets constructed since the adoption of the original Buildings asset Management Plan in 2013.

Table 1 Buildings Assets Constructed

Airport Parking Pay Station Shelter 25m ²	12,600
Barnard Park Sports Pavilion	1,700,000
Barnard Park Retic Pump House	8,200
Barnard Park Shed (Shared with DFES)	20,800
Dwelling Lot 40 Vasse Highway (purchased)	208,739
Busselton Foreshore Ablutions	253,800
Railway House	2,200,000
GLC Gym	957,839
GLC Crèche	254,138
GLC Storage Shed	45,000
Jetty Compound and Shed	252,100
Kookaburra Caravan Park Managers Residence and Park Office	139,496
Kookaburra Park Home	90,804
Kookaburra Park Home	90,804
Kookaburra Park Home	90,804
Freycinet Drive Toilets	72,968
Spinnaker Boulevard Toilets (Donated from D.O.T.)	95,200
Signal Park Toilets	146,000
Port Geo (Spinnaker Blvd.) Reticulation Pump House	9,800
City Administration Building	21,000,000
Yoongarillup Fire Shed	51,201
Youth and Community Activities Building	3,000,000
Airport Terminal Building (2x Extensions)	1,630,00
Total New Buildings	\$30,700,293

The list comprises a total of twenty three buildings and includes assets that have been purchased (Lot 40 Vasse Highway) and major upgrades as part of existing facilities (GLC Gym and Crèche and Railway House). The value of these buildings ranges from \$12,600.00 for a pay station shelter at the Airport to \$21M for the City Administration Building.

The building portfolio has also undergone some rationalization over the period in order to ensure the entire portfolio can be maintained in the most economical manner. Table 2 below provides a list of buildings that have been decommissioned and or demolished since 2013.

Table 2 Decommissioned Buildings

City Administration Building	4,735,000
City Civic Centre	1,975,000
Busselton Beachfront Ablutions	250,000
Jetty Compound	60,000
Port Geographe Groyne Ablution	28,750
Jetty Train Shed	115,000
Ambergate Hall	10,000
Ambergate Hall 25Rnge	61,000
Ambergate Hall 50Rnge	50,000
Ambergate Hall Toilet Block	5,000
Barnard Park Toilets (Yoganup)	83,750
TOTAL	\$7,370,500

The majority of these buildings have been removed as part of construction of new buildings as shown in table 1. This includes projects such as the new City administration building, and foreshore and skate park upgrades.

The City has also implemented a program to review the current and future requirements of ageing rural community halls. The result of this has been that some of these halls are now being managed by incorporated community groups. The groups have been assigned the vesting by the State Government and have management responsibility for the buildings. The buildings that have been removed from the portfolio as part of this program are shown in Table 3. Acton Park Hall and Toilets is currently in the process of being vested to the Community group.

Table 3 Community Halls

Carbunup Hall Toilet	11,250
Acton Park Hall Toilets (being progressed)	10,000
Acton Park Hall (Being Progressed)	182,500
Carbunup Hall	200,000
TOTAL	\$403,750

The most significant change in terms of the overall building portfolio has been the increase in the value of Service Level Hierarchy (SLH) 1 buildings. This has increased from value of approx. \$34.5m in 2013 to around \$70M in 2017. SLH 1 buildings are critical, high profile buildings and therefore require an increased level of service than other City managed buildings.

Table 4 Current SLH 1 Buildings

Buildings	SLH	Estimated Replacement Value
Railway House	1	2,200,000
Busselton Library	1	2,560,000
Community Resource Centre (CRC)	1	4,840,000
Dunsborough Library	1	770,000
Geographe Leisure Centre (GLC)	1	14,550,000
Jetty Interpretative Centre	1	937,500
Jetty Underwater Observatory	1	12,600,000
Naturaliste Community Centre (NCC)	1	3,345,000
City Administration Building	1	21,000,000
Barnard Park Sports Pavilion	1	1,700,000
Youth and Communities Activities Building	1	3,000,000
Airport Terminal Building	1	2,325,120
Total Value		69,827,620

With this large increase in mind, each of these SLH 1 buildings will have a separate detailed individual asset management plan. The detailed individual asset management plan consists of a full lifecycle costing for new buildings and a condition assessment and determination of ongoing costs for existing buildings. These determinations are made at a component level (walls, Windows, Floor coverings, Fit-out, fixtures etc.) as this allows for greater accuracy and the best reflection of the varied timeframes with which these components would require renewal.

The outcome from this being that each SLH 1 Building will have a detailed spreadsheet that predicts all the minor and major renewal costs for the forthcoming 10-20 years. The spreadsheet will also include an annual requirement for renewal that will link into the LTFP document. This will allow for reserve funding for each of these buildings to be managed on an annual basis and essentially budgeted based on the outcomes of each of the detailed spreadsheets pertaining to each building.

This linkage with the LTFP document will also consider things such as sources of funding i.e. grant, muni, reserve, developer contributions etc.), other associated projects (i.e. where it sits in the LTFP), pre-existing master plans for the area etc. This will ensure that there are no double ups in expenditure and a more seamless linkage between the two.

What this means is that at any point in time the individual asset plans will reflect the figures in the LTFP to show how the future funds are planned to be spent. The LTFP will provide the overall planned expenditure for the given years and the asset plans will provide the detail at a project level. This will include the asset plans noting the various sources of funding that exist within the LTFP and also any associated master planning for each of the buildings.

This work is currently being progressed and will be presented with the adoption of the updated Overall Asset Management Plan and Building Asset Management Plan, due to be completed early in 2018.

OFFICER RECOMMENDATION

That the Council note the Asset Management Report for October 2017.

6.3 FINANCIAL ACTIVITY STATEMENTS - PERIOD ENDING 30 SEPTEMBER 2017

SUBJECT INDEX:	Budget Planning and Reporting
STRATEGIC OBJECTIVE:	Governance systems, process and practices are responsible, ethical and transparent.
BUSINESS UNIT:	Finance and Corporate Services
ACTIVITY UNIT:	Financial Services
REPORTING OFFICER:	Manager Financial Services - Kim Dolzadelli
AUTHORISING OFFICER:	Director, Finance and Corporate Services - Cliff Frewing
VOTING REQUIREMENT:	Simple Majority
ATTACHMENTS:	Attachment A Financial Activity Statements - Period Ending 30 September 2017 ↓ Attachment B Investment Report Period Ending 30 September 2017 ↓

PRÉCIS

Pursuant to Section 6.4 of the Local Government Act ('the Act') and Regulation 34(4) of the Local Government (Financial Management) Regulations ('the Regulations'), a local government is to prepare, on a monthly basis, a statement of financial activity that reports on the City's financial performance in relation to its adopted/ amended budget.

This report has been compiled to fulfil the statutory reporting requirements of the Act and associated Regulations, whilst also providing the Council with an overview of the City's financial performance on a year to date basis for the period ending 30 September 2017.

BACKGROUND

The Regulations detail the form and manner in which financial activity statements are to be presented to the Council on a monthly basis; and are to include the following:

- Annual budget estimates
- Budget estimates to the end of the month in which the statement relates
- Actual amounts of revenue and expenditure to the end of the month in which the statement relates
- Material variances between budget estimates and actual revenue/ expenditure/ (including an explanation of any material variances)
- The net current assets at the end of the month to which the statement relates (including an explanation of the composition of the net current position)

Additionally, and pursuant to Regulation 34(5) of the Regulations, a local government is required to adopt a material variance reporting threshold in each financial year. At its meeting of 26 July 2017, the Council adopted (C1707/163) the following material variance reporting threshold for the 2017/18 financial year:

"That pursuant to Regulation 34(5) of the Local Government (Financial Management) Regulations, the Council adopts a material variance reporting threshold with respect to financial activity statement reporting for the 2017/18 financial year as follows:

- *Variances equal to or greater than 10% of the year to date budget amount as detailed in the Income Statement by Nature and Type/ Statement of Financial Activity report, however variances due to timing differences and/or seasonal adjustments are to be reported on a quarterly basis; and*
- *Reporting of variances only applies for amounts greater than \$25,000."*

STATUTORY ENVIRONMENT

Section 6.4 of the Local Government Act and Regulation 34 of the Local Government (Financial Management) Regulations detail the form and manner in which a local government is to prepare financial activity statements.

RELEVANT PLANS AND POLICIES

Not applicable.

FINANCIAL IMPLICATIONS

Any financial implications are detailed within the context of this report.

Long-term Financial Plan Implications

Any financial implications are detailed within the context of this report.

STRATEGIC COMMUNITY OBJECTIVES

This matter principally aligns with Key Goal Area 6 – ‘Open and Collaborative Leadership’ and more specifically Community Objective 6.1 - ‘Governance systems, process and practices are responsible, ethical and transparent’. The achievement of the above is underpinned by the Council strategy to ‘ensure the long term financial sustainability of Council through effective financial management’.

RISK ASSESSMENT

Risk assessments have been previously completed in relation to a number of ‘higher level’ financial matters, including timely and accurate financial reporting to enable the Council to make fully informed financial decisions. The completion of the monthly Financial Activity Statement report is a control that assists in addressing this risk

CONSULTATION

Not applicable

OFFICER COMMENT

In order to fulfil statutory reporting requirements, and to provide the Council with a synopsis of the City’s overall financial performance on a full year basis, the following financial reports are attached hereto:

- Statement of Financial Activity

This report provides details of the City’s operating revenues and expenditures on a year to date basis, by nature and type (i.e. description). The report has been further extrapolated to include details of non-cash adjustments and capital revenues and expenditures, to identify the City’s net current position; which reconciles with that reflected in the associated Net Current Position report.

- Net Current Position

This report provides details of the composition of the net current asset position on a full year basis, and reconciles with the net current position as per the Statement of Financial Activity.

▪ Capital Acquisition Report

This report provides full year budget performance (by line item) in respect of the following capital expenditure activities:

- Land and Buildings
- Plant and Equipment
- Furniture and Equipment
- Infrastructure

▪ Reserve Movements Report

This report provides summary details of transfers to and from reserve funds, and also associated interest earnings on reserve funds, on a full year basis.

Additional reports and/or charts are also provided as required to further supplement the information comprised within the statutory financial reports.

COMMENTS ON FINANCIAL ACTIVITY TO 30 September 2017

The Statement of Financial Activity for the period ending 30 September 2017 shows a better than expect Net Current Position (Surplus) of \$35.8M being \$7.85M more than Year to Date Budget.

The following summarises the major variances in accordance with *Council's adopted material variance reporting threshold* that collectively make up the above difference:

Description	2017/2018 Actual	2017/2018 Amended Budget YTD	2017/2018 Amended Budget	2017/18 YTD Bud (A) Variance	2017/18 YTD Bud (A) Variance
	\$	\$	\$	%	\$
Revenue	53,917,536	54,045,570	66,213,170	-0.24%	(128,034)
Expense	(15,765,085)	(17,881,803)	(68,380,282)	11.84%	2,116,718

Non-Operating Grants, Subsidies and Contributions	1,394,862	5,935,994	43,437,175	-76.50%	(4,541,132)
---	-----------	-----------	------------	---------	-------------

Capital Revenue & (Expenditure)

Land & Buildings	(2,187,877)	(4,784,028)	(16,556,693)	54.27%	2,596,151
Plant & Equipment	(701,794)	(410,176)	(4,029,400)	-71.10%	(291,618)
Furniture & Equipment	(127,287)	(337,931)	(830,212)	62.33%	210,644
Infrastructure	(7,195,138)	(14,547,152)	(60,472,821)	50.54%	7,352,014
Proceeds from Sale of Assets	193,828	55,000	635,150	252.41%	138,828
Total Loan Repayments - Principal	(574,732)	(517,780)	(2,780,982)	-11.00%	(56,952)
Transfer to Restricted Assets	(669,458)	(156,501)	(625,751)	327.77%	(512,957)
Transfer from Restricted Assets	4,028,120	3,354,556	27,808,739	20.08%	673,564

Operating Revenue:

Revenue from ordinary activities is \$128K less than expected when compared to Year to Date (YTD) Budget with the following items meeting the material variance reporting threshold set by Council for the 2017/2018 Financial Year.

Description	2017/2018 Actual	2017/2018 Amended Budget YTD	2017/2018 Amended Budget	2017/18 YTD Bud (A) Variance	2017/18 YTD Bud (A) Variance
	\$	\$	\$	%	\$

Revenue from Ordinary Activities

Other Revenue	172,841	91,281	403,838	89.35%	81,560
---------------	---------	--------	---------	--------	--------

The Officer notes that the above positive performance of "Other Revenue" is offset with a negative collective performance of \$209k for Rates, Operating Grants and Subsidies, Fees and Charges and Interest Earnings; these items fall below the Material Variance reporting thresholds. The above variations are considered to be that of a timing difference at this stage of the Budget Year.

Operating Expenditure:

Expenditure from ordinary activities is \$2.12M less than expected when compared to Year to Date (YTD) Budget with the following items meeting the material variance reporting threshold set by Council for the 2017/2018 Financial Year.

Description	2017/2018 Actual	2017/2018 Amended Budget YTD	2017/2018 Amended Budget	2017/18 YTD Bud (A) Variance	2017/18 YTD Bud (A) Variance
	\$	\$	\$	%	\$

Expenses from Ordinary Activities

Materials & Contracts	(2,642,087)	(4,176,260)	(16,676,598)	36.74%	1,534,173
Utilities (Gas, Electricity, Water etc)	(506,464)	(652,414)	(2,580,822)	22.37%	145,950

Materials and Contracts:

The main items affected are list below, at this stage these variance are considered to be that of a timing nature:

Cost Code Description / GL Activity	Variance YTD
Geographe Leisure Centre	27,110
Preventative Services - CLAG	32,290
Miscellaneous Bridge Maintenance	33,352
Street Lighting Installations	37,500
Busselton Transfer Station	41,410
Kookaburra Caravan Park	49,256
Strategic Planning	52,842
BTS External Restoration Works	59,638
Business Systems	73,276
Domestic Recycling Collections	73,585
Engineering Services Administration	81,788
Road Maintenance Bal Of Budget	96,370
Transport - Fleet Management	105,294
Busselton Jetty	139,371
Information & Communication Technology Services	146,761

Utilities:

With over 345 individual accounts at an average better than expected result of \$506K, a favourable position of \$146K is considered likely to be a timing difference at this early stage of the reporting year.

Officers are monitoring Utility charges each month and are also happy to note that the new Administration Building is tracking positively against YTD Budget expectations.

Non-Operating Grants, Subsidies and Contributions:

The main item impacting on the above result is the timing of the receipt of "Airport Development - Project Grant" with a current negative result of \$4.57M; this is a timing difference in nature only.

Capital Expenditure

As at 30 September 2017, there is a variance of -50.86% or -\$9.864M in total capital expenditure with YTD Actual at -\$10.2M against a YTD Budget of -\$20.07M; with the table below showing those categories exceeding the 10% material variance threshold. The Airport Development makes up for \$7.4M or 75% of the overall variance which also assists in explaining the above current YTD shortfall in Non-Operating Grants.

Description	2017/18 Budget YTD Variance
	\$
<u>Buildings</u>	
Major Project - Busselton Foreshore	● 321,534
Major Project - Administration Building	● (396,568)
Buildings (Other) including Airport Terminal	● (2,516,561)
<u>Plant & Equipment</u>	● 291,618
<u>Furniture & Office Equipment</u>	● (210,644)
<u>Infrastructure</u>	
Major Project - Busselton Foreshore	● (276,025)
Major Project - Administration Building	● (100,995)
Footpaths Construction	● (245,841)
Drainage Construction - Street	● (113,467)
Car Parking Construction	● (57,264)
Bridges Construction	● (72,000)
Cycleways Construction	● (56,851)
Townscape Construction	● (177,454)
Beach Restoration	● 75,086
Parks, Gardens & Reserves	● 141,073
Sanitation Infrastructure	● (361,282)
Airport Development	● (4,906,328)
Main Roads	● (368,176)
Roads to Recovery	● (332,735)
Council Roads Initiative	● (514,127)

The attachments to this report include detailed listings of the following capital expenditure (project) items, to assist in reviewing specific variances.

All capital expenditure variances are considered to be a timing adjustment at this time, with no impact expected against the net current position.

Investment Report

Pursuant to the Council's Investment Policy, a report is to be provided to the Council on a monthly basis, detailing the investment portfolio in terms of performance and counterparty percentage exposure of total portfolio. The report is also to provide details of investment income earned against budget, whilst confirming compliance of the portfolio with legislative and policy limits.

As at 30 September 2017, the value of the City's invested funds totalled \$95.24M, increasing from \$85.99M as at 1st September. The increase is due to funds flowing in during the annual rate billing period.

During the month of September \$19.5M in term deposit funds matured. All deposits were renewed for an average of 164 days at an average rate of 2.45%. New deposits totalling \$16M were established for an average of 158 days at an average rate of 2.53%.

The balance of the 11am account (an intermediary account which offers immediate access to the funds compared to the term deposits and a higher rate of return compared to the cheque account) decreased by \$6.75M as the new term deposits were established. The balance of the Airport development ANZ cash account remained steady.

The RBA left official rates on hold during August and September with future rate movements are unclear at this stage.

Chief Executive Officer – Corporate Credit Card

Details of monthly (August) transactions made on the Chief Executive Officer's corporate credit card are provided below to ensure there is appropriate oversight and awareness of credit card transactions made.

Date	Amount	Payee	Description
24-Aug-17	\$1,094.50	Think Tank Media	Regn Corporate PA Summit Nov 2017 - Corne Lombard

**Funds debited against CEO Annual Professional Development Allowance as per employment Contract Agreement*

+ Allocated against CEO Hospitality Expenses Allowance

CONCLUSION

As at 30 September 2017, the City's financial performance is considered satisfactory.

OFFICER RECOMMENDATION

That the Council receives the statutory financial activity statement reports for the period ending 30 September 2017, pursuant to Regulation 34(4) of the Local Government (Financial Management) Regulations.

City of Busselton

Statement of Financial Activity

For The Period Ending 30 September 2017

	2017/2018 Actual	2017/2018 Amended Budget YTD	2017/2018 Original Budget YTD	2017/2018 Amended Budget	2017/2018 Original Budget	2017/18 YTD Bud (A) Variance %
	\$	\$	\$	\$	\$	%
Revenue from Ordinary Activities						
Rates	44,351,007	44,415,699	44,357,189	44,919,351	44,860,841	-0.15%
Operating Grants, Subsidies and Contributions	595,997	653,171	651,539	3,451,708	3,454,904	-8.75%
Fees & Charges	8,252,199	8,319,670	8,319,670	15,175,277	15,175,277	-0.81%
Other Revenue	172,841	91,281	91,281	403,838	403,838	89.35%
Interest Earnings	545,492	565,749	565,749	2,262,996	2,262,996	-3.58%
	53,917,536	54,045,570	53,985,428	66,213,170	66,157,856	-0.24%
Expenses from Ordinary Activities						
Employee Costs	(7,302,440)	(7,882,257)	(7,882,257)	(29,186,308)	(29,186,308)	7.36%
Materials & Contracts	(2,642,087)	(4,176,260)	(4,164,672)	(16,676,598)	(16,639,971)	36.74%
Utilities (Gas, Electricity, Water etc)	(506,464)	(652,414)	(652,414)	(2,580,822)	(2,580,822)	22.37%
Depreciation on non current assets	(4,670,485)	(4,585,760)	(4,585,760)	(18,003,380)	(18,003,380)	-1.85%
Insurance Expenses	(386,203)	(398,472)	(398,472)	(655,677)	(655,677)	3.08%
Other Expenditure	(592,070)	(582,879)	(592,380)	(3,273,767)	(3,464,535)	-1.58%
Allocations	334,664	396,239	396,239	1,996,270	1,996,270	15.54%
	(15,765,085)	(17,881,803)	(17,879,716)	(68,380,282)	(68,534,423)	11.84%
Borrowings Cost Expense						
Interest Expenses	(310,153)	(298,191)	(298,191)	(1,410,971)	(1,410,971)	-4.01%
	(310,153)	(298,191)	(298,191)	(1,410,971)	(1,410,971)	-4.01%
Non-Operating Grants, Subsidies and Contributions	1,394,862	5,935,994	6,063,494	43,437,175	42,079,630	-76.50%
Profit on Asset Disposals	34,094	1,000	1,000	22,400	22,400	3309.40%
Loss on Asset Disposals	(26,086)	0	0	(6,252)	(6,252)	0.00%
	1,402,870	5,936,994	6,064,494	43,453,323	42,095,778	-76.37%
Net Result	39,245,168	41,802,570	41,872,015	39,875,240	38,308,240	-6.12%
Adjustments for Non-cash Revenue & Expenditure						
Depreciation	4,670,485	4,585,760	4,585,760	18,003,380	18,003,380	
Donated Assets	(180,000)	0	0	(16,000,000)	(16,000,000)	
(Profit)/Loss on Sale of Assets	(8,008)	(1,000)	(1,000)	(16,148)	(16,148)	
Allocations & Other Adjustments	2,224	0	0	0	0	
Deferred Pensioner Movements	(31,212)	0	0	0	0	
Deposit & Bonds Movements (cash backed)	497,241	0	0	0	0	
Capital Revenue & (Expenditure)						
Land & Buildings	(2,187,877)	(4,784,028)	(4,784,028)	(16,556,693)	(16,531,693)	54.27%
Plant & Equipment	(701,794)	(410,176)	(410,176)	(4,029,400)	(4,029,400)	-71.10%
Furniture & Equipment	(127,287)	(337,931)	(337,931)	(830,212)	(830,212)	62.33%
Infrastructure	(7,195,138)	(14,547,152)	(14,568,610)	(60,472,821)	(59,905,821)	50.54%
Proceeds from Sale of Assets	193,828	55,000	55,000	635,150	635,150	252.41%
Proceeds from New Loans	110,000	110,000	110,000	10,110,000	11,110,000	0.00%
Self Supporting Loans - Repayment of Principal	10,247	10,247	10,247	73,466	73,466	0.00%
Total Loan Repayments - Principal	(574,732)	(517,780)	(517,780)	(2,780,982)	(2,780,982)	-11.00%
Advances to Community Groups	(110,000)	(110,000)	(110,000)	(260,000)	(260,000)	0.00%
Transfer to Restricted Assets	(669,458)	(156,501)	(156,501)	(625,751)	(625,751)	-327.77%
Transfer from Restricted Assets	4,028,120	3,354,556	3,354,556	27,808,739	27,808,739	20.08%
Transfer to Reserves	(4,151,021)	(4,086,929)	(4,086,929)	(16,285,572)	(16,285,572)	-1.57%
Transfer from Reserves	1,146,659	1,146,659	1,146,659	19,511,964	19,486,964	0.00%
Opening Funds Surplus/ (Deficit)	1,839,640	1,839,640	1,839,640	1,839,640	1,839,640	
Net Current Position - Surplus / (Deficit)	35,807,084	27,952,935.00	28,000,922.00	0.00	0.00	

City of Busselton

Net Current Position

For The Period Ending 30 September 2017

	2017/18 Actual	2017/18 Amended Budget	2017/18 Original Budget	2016/17 Actual
	\$	\$	\$	\$
<u>NET CURRENT ASSETS</u>				
<u>CURRENT ASSETS</u>				
Cash - Unrestricted	12,671,043	1,025,543	1,025,543	1,942,078
Cash - Restricted	84,391,893	54,238,018	54,263,018	84,647,398
Sundry Debtors	1,730,874	1,500,000	1,500,000	2,872,111
Rates Outstanding - General	23,583,603	950,000	950,000	950,768
Stock on Hand	16,543	24,457	24,457	24,457
	<u>122,393,956</u>	<u>57,738,018</u>	<u>57,763,018</u>	<u>90,436,812</u>
<u>LESS: CURRENT LIABILITIES</u>				
Bank Overdraft	0	0	0	0
Sundry Creditors	2,194,979	3,500,000	3,500,000	3,949,774
Performance Bonds	2,711,421	2,214,179	2,214,179	2,214,179
	<u>4,906,400</u>	<u>5,714,179</u>	<u>5,714,179</u>	<u>6,163,953</u>
Current Position (inclusive of Restricted Funds)	117,487,556	52,023,839	52,048,839	84,272,859
Add: Cash Backed Liabilities (Deposits & Bonds)	2,711,421	2,214,179	2,214,179	2,214,179
Less: Cash - Restricted Funds	(84,391,893)	(54,238,018)	(54,263,018)	(84,647,398)
NET CURRENT ASSET POSITION	<u><u>35,807,084</u></u>	<u><u>0</u></u>	<u><u>0</u></u>	<u><u>1,839,640</u></u>

City of BusseltonCapital Acquisition ReportProperty, Plant & Equipment, InfrastructureFor the Period Ended 30 September 2017

Description	2017/18 Actual	2017/18 Amended Budget YTD	2017/18 Original Budget YTD	2017/18 Amended Budget	2017/18 Original Budget	2017/18 Budget YTD Variance
	\$	\$	\$	\$	\$	%
>> Property, Plant & Equipment						
<u>Land</u>						
10610 Property Services Administration	0	0	0	100,000	100,000	0.00%
10970 Parking Control	0	0	0	1,525,000	1,525,000	0.00%
11156 Airport Development	95,445	100,000	100,000	100,000	100,000	-4.56%
R0780 Dunsborough Lakes Oval - Commonage Road	0	0	0	1,600,000	1,600,000	0.00%
	95,445	100,000	100,000	3,325,000	3,325,000	-4.56%
<u>Buildings</u>						
<u>Major Projects</u>						
<u>Major Project - Busselton Foreshore</u>						
B9570 Foreshore East-Youth Precinct Community Youth Building/SLSC	1,039,013	750,000	750,000	1,351,078	1,351,078	38.54%
B9583 Railway House	300	5,001	5,001	20,000	20,000	-94.00%
B9593 Barnard Park Pavilion	337,222	300,000	300,000	350,969	350,969	12.41%
B9600 Old Busselton Lighthouse	0	0	0	80,000	80,000	0.00%
	1,376,535	1,055,001	1,055,001	1,802,047	1,802,047	30.48%
<u>Major Project - Administration Building</u>						
B9010 Civic and Administration Centre Construction	669,006	1,065,574	1,065,574	1,140,537	1,140,537	-37.22%
	669,006	1,065,574	1,065,574	1,140,537	1,140,537	-37.22%
<u>Buildings (Other)</u>						
B9112 Ambergate Bushfire Brigade Shed	0	30,828	30,828	123,307	123,307	-100.00%
B9300 Aged Housing Capital Improvements - Winderlup	0	11,000	11,000	33,000	33,000	-100.00%
B9301 Aged Housing Capital Improvements - Harris Road	0	0	0	47,000	22,000	0.00%
B9302 Aged Housing Capital Improvements - Winderlup Court (City)	0	9,999	9,999	40,000	40,000	-100.00%
B9517 GLC - Pool Relining	614	142,570	142,570	570,000	570,000	-99.57%
B9528 GLC - Plant Room	1,978	32,604	32,604	130,000	130,000	-93.93%
B9591 Performing Arts Convention Centre	0	25,000	25,000	100,000	100,000	-100.00%
B9594 Vasse Community Recreation Precinct	41,500	12,501	12,501	50,000	50,000	231.97%
B9716 Airport Terminal Stage 2	0	2,250,000	2,250,000	9,000,000	9,000,000	-100.00%
B9804 Kook Park Home	2,800	48,951	48,951	195,802	195,802	-94.28%
	46,892	2,563,453	2,563,453	10,289,109	10,264,109	-98.17%
Total Buildings	2,092,433	4,684,028	4,684,028	13,231,693	13,206,693	-55.33%
<u>Plant & Equipment</u>						
10502 Community & Commercial Services Support	0	0	0	50,000	50,000	0.00%
10610 Property Services Administration	0	0	0	35,000	35,000	0.00%
10630 Property and Business Development	38,724	0	0	40,000	40,000	0.00%
10810 Statutory Planning	65,113	0	0	70,000	70,000	0.00%
10850 Implement Management Plans Other	935	0	0	0	0	0.00%
10920 Environmental Health Services Administration	32,133	0	0	37,000	37,000	0.00%
10922 Preventative Services - Mosquitoes	0	126	126	39,500	39,500	-100.00%
10950 Animal Control	0	0	0	79,600	79,600	0.00%
11107 Engineering Services Design	0	0	0	35,000	35,000	0.00%
11170 Meekup Regional Park	1,981	0	0	0	0	0.00%
11401 Transport - Workshop	4,722	0	0	53,000	53,000	0.00%
11402 Plant Purchases (P10)	383,156	406,300	406,300	1,845,300	1,845,300	-5.70%
11403 Plant Purchases (P11)	13,554	0	0	328,000	328,000	0.00%
11404 Plant Purchases (P12)	100,284	0	0	1,402,000	1,402,000	0.00%
B1029 Busselton Branch SES	61,194	0	0	0	0	0.00%
G0030 Busselton Transfer Station	0	1,251	1,251	5,000	5,000	-100.00%
G0031 Dunsborough Waste Facility	0	2,499	2,499	10,000	10,000	-100.00%
	701,794	410,176	410,176	4,029,400	4,029,400	71.10%
<u>Furniture & Office Equipment</u>						
10250 Information & Communication Technology Services	49,983	25,821	25,821	103,276	103,276	93.58%
10251 Business Systems	45,525	67,098	67,098	268,400	268,400	-32.15%
10380 Busselton Library	0	0	0	5,000	5,000	0.00%
10381 Dunsborough Library	0	6,033	6,033	24,130	24,130	-100.00%
10590 Naturaliste Community Centre	0	15,720	15,720	15,720	15,720	-100.00%
10591 Geopraphe Leisure Centre	0	10,635	10,635	42,540	42,540	-100.00%
10616 Winderlup Villas Aged Housing	0	1,500	1,500	6,000	6,000	-100.00%

City of Busselton

Capital Acquisition Report

Property, Plant & Equipment, Infrastructure

For the Period Ended 30 September 2017

Description	2017/18 Actual	2017/18 Amended Budget YTD	2017/18 Original Budget YTD	2017/18 Amended Budget	2017/18 Original Budget	2017/18 Budget YTD Variance
10617 Harris Road Aged Housing	0	875	875	3,500	3,500	-100.00%
10625 Art Geo Administration	13,676	12,000	12,000	12,000	12,000	13.97%
10900 Cultural Planning	0	35,000	35,000	77,030	77,030	-100.00%
10920 Environmental Health Services Administration	0	3,249	3,249	10,000	10,000	-100.00%
11300 Sanitation Waste Services Administration	246	0	0	0	0	0.00%
11400 Transport - Fleet Management	246	0	0	0	0	0.00%
11500 Operations Services Administration	738	0	0	0	0	0.00%
B1000 Administration Building- 2-16 Southern Drive	16,874	100,000	100,000	111,000	111,000	-83.13%
B1010 Ambergate Bushfire Brigade	0	0	0	2,464	2,464	0.00%
B1013 Dunsborough Bushfire Brigade	0	0	0	4,833	4,833	0.00%
B1014 Eagle Bay Bushfire Brigade	0	0	0	4,833	4,833	0.00%
B1015 Hithergreen District Bushfire Brigade	0	0	0	4,833	4,833	0.00%
B1018 Kalooup Bushfire Brigade	0	0	0	2,464	2,464	0.00%
B1019 Metricup Bushfire Brigade	0	0	0	2,464	2,464	0.00%
B1022 Sussex Bushfire Brigade	0	0	0	2,464	2,464	0.00%
B1023 Vasse Bushfire Brigade	0	0	0	2,464	2,464	0.00%
B1024 Willyabrup Bushfire Brigade	0	0	0	2,464	2,464	0.00%
B1025 Yallingup Coastal Bushfire Brigade	0	0	0	4,833	4,833	0.00%
B1026 Yallingup Rural Bushfire Brigade	0	0	0	2,464	2,464	0.00%
B1028 Yoongarillup Bushfire Brigade	0	0	0	2,464	2,464	0.00%
B1029 Busselton Branch SES	0	0	0	12,572	12,572	0.00%
B1361 YCAB (Youth Precinct Foreshore)	0	60,000	60,000	100,000	100,000	-100.00%
	127,287	337,931	337,931	830,212	830,212	-62.33%
Sub-Total Property, Plant & Equipment	3,016,959	5,532,135	5,532,135	21,416,305	21,391,305	-45.46%
>> Infrastructure						
Major Project - Busselton Foreshore						
C0016 Milne Street Carpark	40,306	0	0	40,000	40,000	0.00%
C3094 Busselton Foreshore - Stage 3	2,172,923	860,094	860,094	3,440,383	3,440,383	152.64%
C3113 Busselton Tennis Club - Infrastructure	46,072	687,501	687,501	2,750,000	2,750,000	-93.30%
C3150 Busselton Foreshore Stage 3: Toddler's Playground	0	47,751	47,751	191,000	191,000	-100.00%
C3168 Busselton Foreshore Jetty Precinct	50,595	999,999	999,999	4,500,000	4,000,000	-94.94%
C3173 Barnard Park Pavilion Landscaping	9,424	0	0	0	0	0.00%
	2,319,320	2,595,345	2,595,345	10,921,383	10,421,383	-10.64%
Major Project - Administration Building						
C0043 Administration Building Carpark	149,005	250,000	250,000	250,000	250,000	-40.40%
	149,005	250,000	250,000	250,000	250,000	-40.40%
Footpaths Construction						
F0035 Dunsborough Lakes Drive to N.C.C.	0	39,318	39,318	152,000	152,000	-100.00%
F0063 Yallingup Footpath	0	7,848	7,848	31,395	31,395	-100.00%
F0066 Bussell Highway Footpath Sections	0	97,455	97,455	389,820	389,820	-100.00%
F0073 Bussell H/way Footpath - Opp Corner Store to Warden Crossing	0	6,470	6,470	25,000	25,000	-100.00%
F0074 Milward Street - Ford Road to Cookworthy Street	0	14,228	14,228	55,000	55,000	-100.00%
F0075 Armitage Drive Footpath - Navigation Way to Avocet Boulevard	0	15,522	15,522	60,000	60,000	-100.00%
F0076 Vasse Bypass Road Footpath	0	65,000	65,000	65,000	65,000	-100.00%
	0	245,841	245,841	778,215	778,215	-100.00%
Drainage Construction - Street						
D0009 Busselton LIA - Geocatch Drain Partnership	0	0	0	30,000	30,000	0.00%
D0010 Dunsborough / Busselton Drainage Upgrades	8,658	17,855	17,855	69,000	69,000	-51.51%
D0015 Valley Road Drainage Upgrade	0	66,747	66,747	258,010	258,010	-100.00%
D0016 Vasse Highway Drainage Works	0	22,523	22,523	22,523	22,523	-100.00%
D0017 Chain Avenue - Drainage Works	0	15,000	15,000	60,000	60,000	-100.00%
	8,658	122,125	122,125	439,533	439,533	-92.91%
Car Parking Construction						
C0044 Meelup Coastal Nodes - Carpark upgrade	2,178	59,442	59,442	237,764	237,764	-96.34%
	2,178	59,442	59,442	237,764	237,764	-96.34%
Bridges Construction						
A0010 Queen Street Bridge 0240A	0	72,000	72,000	288,000	288,000	-100.00%
A0021 Ambergate Bridge - 3393	0	0	0	90,000	90,000	0.00%
A0022 Yallingup Beach Road Bridge - 3347	0	0	0	222,000	222,000	0.00%

Financial Activity Statements - Period Ending 30 September 2017

City of Busselton

Capital Acquisition Report

Property, Plant & Equipment, Infrastructure

For the Period Ended 30 September 2017

Description	2017/18 Actual	2017/18 Amended Budget YTD	2017/18 Original Budget YTD	2017/18 Amended Budget	2017/18 Original Budget	2017/18 Budget YTD Variance
	0	72,000	72,000	600,000	600,000	-100.00%
Cycleways Construction						
F1019 Busselton Bypass - Country Road Footpath	0	56,851	56,851	222,000	222,000	-100.00%
	0	56,851	56,851	222,000	222,000	-100.00%
Townscape Construction						
C1001 Queen Street Upgrade - Duchess to Kent Street	684	30,999	30,999	124,000	124,000	-97.79%
C1024 Dunsborough Road Access Improvements Stage 1	650	147,789	147,789	591,155	591,155	-99.56%
	1,334	178,788	178,788	715,155	715,155	-99.25%
Boat Ramps Construction						
C1513 Port Geographe Boat Trailer Parking Layout Redevelopment	11,836	0	0	224,819	224,819	0.00%
	11,836	0	0	224,819	224,819	0.00%
Beach Restoration						
C2504 Groyne Construction	0	0	0	40,040	40,040	0.00%
C2512 Sand Re-Nourishment	109,579	27,501	27,501	110,000	110,000	298.45%
C2520 Coastal Protection Works	214	11,250	11,250	45,000	45,000	-98.10%
C2524 Wonerup Coastal Defence (Groyne)	77,380	73,335	73,335	73,335	73,335	5.52%
	187,172	112,086	112,086	268,375	268,375	66.99%
Parks, Gardens & Reserves						
C3006 Playgrounds General - Replacement of playground equipment	0	5,132	5,132	20,000	20,000	-100.00%
C3007 Park Furniture Replacement - Replace aged & unsafe Equip	15,714	3,750	3,750	15,000	15,000	319.03%
C3014 Meelup Park - Fire Access Trail	0	5,001	5,001	20,000	20,000	-100.00%
C3122 Rails to Trails	818	25,002	25,002	165,310	165,310	-96.73%
C3131 Elijah Circle POS	0	10,043	10,043	40,000	40,000	-100.00%
C3134 Vasse Community & Recreation Precinct - AFL Oval Stage 1	894	12,501	12,501	50,000	50,000	-92.85%
C3145 Churchill Park	13,930	0	0	150,000	0	0.00%
C3146 Dunsborough Town Centre	0	22,762	22,762	90,000	90,000	-100.00%
C3154 Administration Building Landscaping Works	383,535	100,433	100,433	250,000	250,000	281.88%
C3157 Port Geographe - Layman Road Native Tree Planting	0	8,748	8,748	35,000	35,000	-100.00%
C3158 Port Geographe - Casuarina Replacements on Layman Road	0	10,043	10,043	40,000	40,000	-100.00%
C3159 Port Geographe - Burgee Close (Western Side of Bridge)	0	23,748	23,748	95,000	95,000	-100.00%
C3160 Port Geographe - Reticulated POS at Layman Rd R/About	0	62,931	62,931	250,000	250,000	-100.00%
C3161 Port Geographe-Layman Road to Lanyard Boulevard (Planting)	0	5,001	5,001	20,000	20,000	-100.00%
C3163 Port Geographe - Outstanding Minor Repairs	0	7,634	7,634	30,000	30,000	-100.00%
C3164 Port Geographe - Reticulation Upgrade Scheme to Bore Water	0	84,183	84,183	335,000	335,000	-100.00%
C3165 Foreshore - Irrigation Renewal	0	15,218	15,218	60,000	60,000	-100.00%
C3166 Vasse River Foreshore - Bridge to Bridge project Stage 1	0	18,750	18,750	75,000	75,000	-100.00%
C3167 Advanced Bore Monitoring Equipment	0	24,999	24,999	100,000	100,000	-100.00%
C3169 Relocatable Bike Racks	0	2,751	2,751	11,000	11,000	-100.00%
C3170 Yallingup Beach Showers	0	9,999	9,999	40,000	40,000	-100.00%
C3171 Dunsborough Foreshore Beach Showers	0	1,251	1,251	5,000	5,000	-100.00%
C3172 Vasse Newtown - AFL Oval Stage 2	269,132	83,070	83,070	332,275	332,275	223.98%
	684,023	542,950	542,950	2,228,585	2,078,585	25.98%
Cemetery Capital Works						
C1609 Pioneer Cemetery - Implement Conservation Plan	0	5,042	5,042	20,000	20,000	-100.00%
	0	5,042	5,042	20,000	20,000	-100.00%
Aged Housing - Infrastructure Works						
C3451 Aged Housing Infrastructure (Upgrade)	7,578	0	0	13,000	13,000	0.00%
	7,578	0	0	13,000	13,000	0.00%
Sanitation Infrastructure						
C3479 New Cell Development	0	218,748	218,748	875,000	875,000	-100.00%
C3481 Transfer Station Development	6,501	26,625	26,625	106,500	106,500	-75.58%
C3485 Site Rehabilitation - Busselton	146,340	268,749	268,749	1,075,000	1,075,000	-45.55%
	152,840	514,122	514,122	2,056,500	2,056,500	-70.27%

City of Busselton

Capital Acquisition Report

Property, Plant & Equipment, Infrastructure

For the Period Ended 30 September 2017

Description	2017/18 Actual	2017/18 Amended Budget YTD	2017/18 Original Budget YTD	2017/18 Amended Budget	2017/18 Original Budget	2017/18 Budget YTD Variance
Airport Development						
C6087 Airport Construction Stage 2, Landside Civils & Services Inf	0	2,149,998	0	8,600,000	0	-100.00%
C6090 Parks & Gardens Airport Stage 2	0	0	150,000	0	600,000	0.00%
C6091 Airport Construction Stage 2, Noise Management Plan	17,263	125,001	125,001	500,000	500,000	-86.19%
C6092 Airport Construction Stage 2, Airfield	2,561,348	4,374,999	4,374,999	17,500,000	17,500,000	-41.45%
C6093 Airport Construction Stage 2, Car Park & Access Roads	0	0	1,500,000	0	6,000,000	0.00%
C6095 Airport Construction Stage 2, External Services	1,475	650,001	1,149,999	2,600,000	4,600,000	-99.77%
C6097 Airport Construction Stage 1B, Jet Fuel	0	153,750	153,750	615,000	615,000	-100.00%
C6099 Airport Development - Project Expenses	399,449	432,114	432,114	1,701,890	1,701,890	-7.56%
	2,979,535	7,885,863	7,885,863	31,516,890	31,516,890	-62.22%
Main Roads						
S0035 Strelly Street	8,141	140,386	140,386	549,859	549,859	-94.20%
S0049 Layman Road	470,282	168,174	168,174	672,701	672,701	179.64%
S0051 Causeway Road	54,397	34,758	34,758	139,032	139,032	56.50%
S0064 Peel Terrace	18,819	280,853	280,853	1,102,549	1,102,549	-93.30%
S0066 Queen Street	6,940	63,603	63,603	254,412	254,412	-89.09%
S0067 Layman Road - Reconstruction Between 3250 and 6190	620	155,738	155,738	600,000	600,000	-99.60%
S0068 Georgiana Molloy Bus Bay Facilities	390	0	0	200,000	200,000	0.00%
S0314 Koorabin Drive - Reseal	1,403	63,693	63,693	250,000	250,000	-97.80%
S0315 Guerin Street - Asphalt Overlay	0	21,964	21,964	85,907	85,907	-100.00%
	560,993	929,169	929,169	3,854,460	3,854,460	-39.62%
Roads to Recovery						
T0004 Chapman Hill Road	0	23,560	23,560	92,000	92,000	-100.00%
T0016 Puzey Road	0	38,830	38,830	155,000	155,000	-100.00%
T0026 Kaloorup Road	30,148	11,042	11,042	43,000	43,000	173.03%
T0061 Jindong Treeton Road	0	6,262	6,262	25,000	25,000	-100.00%
T0077 Florence Rd Gravel Resheet Slk 0.30 - 1.00	0	8,963	8,963	35,000	35,000	-100.00%
T0078 Taylor Rd Gravel Resheet Slk 0.00 - 1.14	0	12,295	12,295	48,000	48,000	-100.00%
T0079 Patton Terrace - Asphalt Overlay	1,632	68,654	68,654	269,000	269,000	-97.62%
T0080 Craig Street - Asphalt Overlay	445	38,795	38,795	152,000	152,000	-98.85%
T0082 Hakea Way - Asphalt Overlay	0	2	2	0	0	-100.00%
T0083 Pinnock Place - Asphalt Overlay	0	10,105	10,105	40,000	40,000	-100.00%
T0084 Yelverton Road - Rural reconstruction & widening	953	147,405	147,405	589,624	589,624	-99.35%
	33,178	365,913	365,913	1,448,624	1,448,624	-90.93%
Black Spot						
V0002 Busselton/Dunsborough Traffic Implementation Works	0	0	0	2,325,000	2,325,000	0.00%
	0	0	0	2,325,000	2,325,000	0.00%
Council Roads Initiative						
W0019 Marine Terrace	0	127,604	127,604	500,000	500,000	-100.00%
W0066 Court Street	0	5,625	5,625	22,500	22,500	-100.00%
W0108 Yelverton Road	3,250	280,981	280,981	1,080,376	1,080,376	-98.84%
W0136 DAIP Issues District ACROD Bays, ramps, signs etc	6,029	9,198	9,198	36,792	36,792	-34.46%
W0137 Edwards Road	0	38,923	38,923	152,000	152,000	-100.00%
W0150 Roe Terrace Busselton	0	5,001	5,001	20,000	20,000	-100.00%
W0176 Signage (Alternate CBD Entry)	0	15,000	15,000	60,000	60,000	-100.00%
W0177 Strelly Street	205	15,000	15,000	60,000	60,000	-98.63%
W0192 Valley Road	0	11,709	11,709	46,840	46,840	-100.00%
W0198 Senior Citizens Access Road (Peel Toe)	47,085	11,625	11,625	46,500	46,500	305.03%
W0200 Farquhar Rd Gravel Resheet Slk 0.60 - 2.10	0	13,575	13,575	53,000	53,000	-100.00%
W0201 McDonald Rd Gravel Resheet Slk 1.40 - 2.49	0	12,805	12,805	50,010	50,010	-100.00%
W0202 Costello Road - Asphalt Overlay	21,301	18,120	18,120	71,000	71,000	17.56%
W0203 Coates Street - Asphalt Overlay	19,618	14,038	14,038	55,000	55,000	39.75%
W0204 Greenfield Road (Loop) - One way layout	0	14,287	14,287	56,000	56,000	-100.00%
W0205 Churchill Park New Entry Road to Croquet Club	0	0	19,208	0	74,000	0.00%
W0206 Churchill Park Fire Hydrant Relocation	0	0	2,250	0	9,000	0.00%
W0207 Busselton Highway Pavement Deformation	0	10,000	10,000	10,000	10,000	-100.00%
W0208 Plover Court	0	8,124	8,124	32,500	32,500	-100.00%
	97,488	611,615	633,073	2,352,518	2,435,518	-84.06%
Sub-Total Infrastructure	7,195,138	14,547,152	14,568,610	60,472,821	59,905,821	-50.54%
Grand Total - Capital Acquisitions	10,212,097	20,079,287	20,100,745	81,889,126	81,297,126	

Financial Activity Statements - Period Ending 30 September 2017

City of BusseltonReserves Movement ReportFor The Period Ending 30 September 2017

	2017/2018 Actual	2017/2018 Amended Budget YTD	2017/2018 Original Budget YTD	2017/2018 Amended Budget	2017/2018 Original Budget	2016/2017 Actual
	\$	\$	\$	\$	\$	\$
100 Airport Infrastructure Renewal and Replacement Reserve						
Accumulated Reserves at Start of Year	1,428,767.68	1,428,767.68	1,428,767.68	1,428,767.68	1,428,767.68	940,036.19
Interest transfer to Reserves	9,634.83	8,289.00	8,289.00	33,156.00	33,156.00	33,323.88
Transfer from Muni	99,126.00	99,126.00	99,126.00	396,505.00	396,505.00	498,037.73
Transfer to Muni	0.00	0.00	0.00	(42,630.00)	(42,630.00)	(42,630.12)
	<u>1,537,528.51</u>	<u>1,536,182.68</u>	<u>1,536,182.68</u>	<u>1,815,798.68</u>	<u>1,815,798.68</u>	<u>1,428,767.68</u>
101 Asset Depreciation Reserve						
Accumulated Reserves at Start of Year	0.00	0.00	0.00	0.00	0.00	2,573,603.88
Transfer to Muni	0.00	0.00	0.00	0.00	0.00	(2,573,603.88)
	<u>0.00</u>	<u>0.00</u>	<u>0.00</u>	<u>0.00</u>	<u>0.00</u>	<u>0.00</u>
102 Climate Adaptation Reserve						
Accumulated Reserves at Start of Year	1,900,992.93	1,900,992.93	1,900,992.93	1,900,992.93	1,900,992.93	1,768,390.03
Interest transfer to Reserves	10,291.50	11,028.00	11,028.00	44,112.00	44,112.00	54,921.29
Transfer from Muni	113,430.00	113,430.00	113,430.00	650,703.14	650,703.14	453,720.00
Transfer to Muni	0.00	0.00	0.00	(195,000.00)	(195,000.00)	(376,038.39)
	<u>2,024,714.43</u>	<u>2,025,450.93</u>	<u>2,025,450.93</u>	<u>2,400,808.07</u>	<u>2,400,808.07</u>	<u>1,900,992.93</u>
107 Corporate IT System Programme						
Accumulated Reserves at Start of Year	125,981.19	125,981.19	125,981.19	125,981.19	125,981.19	132,062.14
Interest transfer to Reserves	713.05	732.00	732.00	2,928.00	2,928.00	3,543.05
Transfer to Muni	0.00	0.00	0.00	(53,276.00)	(53,276.00)	(9,624.00)
	<u>126,694.24</u>	<u>126,713.19</u>	<u>126,713.19</u>	<u>75,633.19</u>	<u>75,633.19</u>	<u>125,981.19</u>
110 Jetty Maintenance Reserve						
Accumulated Reserves at Start of Year	3,158,774.78	3,158,774.78	3,158,774.78	3,158,774.78	3,158,774.78	2,306,653.49
Interest transfer to Reserves	21,665.80	18,324.00	18,324.00	73,297.00	73,297.00	66,858.67
Transfer from Muni	0.00	0.00	0.00	1,195,004.00	1,195,004.00	1,177,344.00
Transfer to Muni	0.00	0.00	0.00	(989,438.00)	(989,438.00)	(392,081.38)
	<u>3,180,440.58</u>	<u>3,177,098.78</u>	<u>3,177,098.78</u>	<u>3,437,637.78</u>	<u>3,437,637.78</u>	<u>3,158,774.78</u>
111 Legal Expenses Reserve						
Accumulated Reserves at Start of Year	544,831.88	544,831.88	544,831.88	544,831.88	544,831.88	530,592.71
Interest transfer to Reserves	3,322.65	3,162.00	3,162.00	12,648.00	12,648.00	14,239.17
	<u>548,154.53</u>	<u>547,993.88</u>	<u>547,993.88</u>	<u>557,479.88</u>	<u>557,479.88</u>	<u>544,831.88</u>
112 Long Service Leave Reserve						
Accumulated Reserves at Start of Year	0.00	0.00	0.00	0.00	0.00	2,604,471.00
Transfer to Muni	0.00	0.00	0.00	0.00	0.00	(2,604,471.00)
	<u>0.00</u>	<u>0.00</u>	<u>0.00</u>	<u>0.00</u>	<u>0.00</u>	<u>0.00</u>
114 City Car Parking and Access Reserve						
Accumulated Reserves at Start of Year	623,501.69	623,501.69	623,501.69	623,501.69	623,501.69	427,856.90
Interest transfer to Reserves	3,293.77	3,618.00	3,618.00	14,472.00	14,472.00	18,342.12
Transfer from Muni	110,013.00	110,013.00	110,013.00	440,050.00	440,050.00	408,020.00
Transfer to Muni	0.00	0.00	0.00	(887,057.00)	(887,057.00)	(230,717.33)
	<u>736,808.46</u>	<u>737,132.69</u>	<u>737,132.69</u>	<u>190,966.69</u>	<u>190,966.69</u>	<u>623,501.69</u>
115 Plant Replacement Reserve						
Accumulated Reserves at Start of Year	2,325,777.71	2,325,777.71	2,325,777.71	2,325,777.71	2,325,777.71	2,810,578.75
Interest transfer to Reserves	9,057.64	13,491.00	13,491.00	53,965.00	53,965.00	84,998.01
Transfer from Muni	184,320.00	184,320.00	184,320.00	772,280.00	772,280.00	550,000.00
Transfer to Muni	0.00	0.00	0.00	(1,658,950.00)	(1,658,950.00)	(1,119,799.05)
	<u>2,519,155.35</u>	<u>2,523,588.71</u>	<u>2,523,588.71</u>	<u>1,493,072.71</u>	<u>1,493,072.71</u>	<u>2,325,777.71</u>

Financial Activity Statements - Period Ending 30 September 2017

City of BusseltonReserves Movement Report

For The Period Ending 30 September 2017

	2017/2018 Actual	2017/2018 Amended YTD Budget	2017/2018 Original Budget YTD	2017/2018 Amended Budget	2017/2018 Original Budget	2016/2017 Actual
	\$	\$	\$	\$	\$	\$
116 Professional Development Reserve						
Accumulated Reserves at Start of Year	0.00	0.00	0.00	0.00	0.00	77,905.02
Transfer to Muni	0.00	0.00	0.00	0.00	0.00	(77,905.02)
	<u>0.00</u>	<u>0.00</u>	<u>0.00</u>	<u>0.00</u>	<u>0.00</u>	<u>0.00</u>
117 Road Asset Renewal Reserve						
Accumulated Reserves at Start of Year	0.00	0.00	0.00	0.00	0.00	328,823.05
Transfer to Muni	0.00	0.00	0.00	0.00	0.00	(328,823.05)
	<u>0.00</u>	<u>0.00</u>	<u>0.00</u>	<u>0.00</u>	<u>0.00</u>	<u>0.00</u>
119 Sick Pay Incentive Reserve						
Accumulated Reserves at Start of Year	0.00	0.00	0.00	0.00	0.00	144,552.59
Transfer to Muni	0.00	0.00	0.00	0.00	0.00	(144,552.59)
	<u>0.00</u>	<u>0.00</u>	<u>0.00</u>	<u>0.00</u>	<u>0.00</u>	<u>0.00</u>
120 Strategic Projects Reserve						
Accumulated Reserves at Start of Year	230,336.88	230,336.88	230,336.88	230,336.88	230,336.88	216,612.01
Interest transfer to Reserves	1,351.21	1,335.00	1,335.00	5,340.00	5,340.00	6,271.87
Transfer from Muni	6,249.00	6,249.00	6,249.00	25,000.00	25,000.00	25,000.00
Transfer to Muni	0.00	0.00	0.00	(25,000.00)	(25,000.00)	(17,547.00)
	<u>237,937.09</u>	<u>237,920.88</u>	<u>237,920.88</u>	<u>235,676.88</u>	<u>235,676.88</u>	<u>230,336.88</u>
121 Waste Management Facility and Plant Reserve						
Accumulated Reserves at Start of Year	7,578,591.65	7,578,591.65	7,578,591.65	7,578,591.65	7,578,591.65	7,613,254.10
Interest transfer to Reserves	47,127.65	43,965.00	43,965.00	175,861.00	175,861.00	215,633.80
Transfer from Muni	476,604.00	476,604.00	476,604.00	1,906,419.00	1,906,419.00	2,487,565.49
Transfer to Muni	0.00	0.00	0.00	(4,002,300.00)	(4,002,300.00)	(2,737,861.74)
	<u>8,102,323.30</u>	<u>8,099,160.65</u>	<u>8,099,160.65</u>	<u>5,658,571.65</u>	<u>5,658,571.65</u>	<u>7,578,591.65</u>
122 Port Geographe Development Reserve						
Accumulated Reserves at Start of Year	1,534,670.81	1,534,670.81	1,534,670.81	1,534,670.81	1,534,670.81	1,654,121.43
Interest transfer to Reserves	8,418.63	8,904.00	8,904.00	35,616.00	35,616.00	44,374.96
Transfer to Muni	0.00	0.00	0.00	(989,718.00)	(989,718.00)	(163,825.58)
	<u>1,543,089.44</u>	<u>1,543,574.81</u>	<u>1,543,574.81</u>	<u>580,568.81</u>	<u>580,568.81</u>	<u>1,534,670.81</u>
123 Port Geographe Waterways Management Reserve (SAR)						
Accumulated Reserves at Start of Year	3,422,821.20	3,422,821.20	3,422,821.20	3,422,821.20	3,422,821.20	3,454,443.12
Interest transfer to Reserves	19,497.31	19,857.00	19,857.00	79,428.00	79,428.00	95,828.22
Transfer from Muni	45,030.00	45,030.00	45,030.00	180,120.00	180,120.00	172,549.86
Transfer to Muni	0.00	0.00	0.00	(310,000.00)	(310,000.00)	(300,000.00)
	<u>3,487,348.51</u>	<u>3,487,708.20</u>	<u>3,487,708.20</u>	<u>3,372,369.20</u>	<u>3,372,369.20</u>	<u>3,422,821.20</u>
124 Workers Compensation Contingency Reserve						
Accumulated Reserves at Start of Year	322,008.37	322,008.37	322,008.37	322,008.37	322,008.37	273,142.25
Interest transfer to Reserves	2,054.85	1,869.00	1,869.00	7,476.00	7,476.00	8,066.12
Transfer from Muni	12,687.00	12,687.00	12,687.00	50,750.00	50,750.00	40,800.00
Transfer to Muni	0.00	0.00	0.00	(25,000.00)	(25,000.00)	0.00
	<u>336,750.22</u>	<u>336,564.37</u>	<u>336,564.37</u>	<u>355,234.37</u>	<u>355,234.37</u>	<u>322,008.37</u>
126 Provenge Landscape Maintenance Reserve (SAR)						
Accumulated Reserves at Start of Year	1,001,808.42	1,001,808.42	1,001,808.42	1,001,808.42	1,001,808.42	835,855.66
Interest transfer to Reserves	6,374.15	5,811.00	5,811.00	23,244.00	23,244.00	25,127.34
Transfer from Muni	39,030.00	39,030.00	39,030.00	156,115.00	156,115.00	149,378.15
Transfer to Muni	0.00	0.00	0.00	(162,369.00)	(162,369.00)	(8,552.73)
	<u>1,047,212.57</u>	<u>1,046,649.42</u>	<u>1,046,649.42</u>	<u>1,018,798.42</u>	<u>1,018,798.42</u>	<u>1,001,808.42</u>

City of BusseltonReserves Movement ReportFor The Period Ending 30 September 2017

	2017/2018 Actual	2017/2018 Amended YTD Budget	2017/2018 Original Budget YTD	2017/2018 Amended Budget	2017/2018 Original Budget	2016/2017 Actual
	\$	\$	\$	\$	\$	\$
127 New Infrastructure Development Reserve						
Accumulated Reserves at Start of Year	2,033,639.44	2,033,639.44	2,033,639.44	2,033,639.44	2,033,639.44	2,007,644.66
Interest transfer to Reserves	11,436.43	11,799.00	11,799.00	47,196.00	47,196.00	58,245.99
Transfer from Muni	163,275.00	163,275.00	163,275.00	653,105.00	653,105.00	548,628.60
Transfer to Muni	0.00	0.00	0.00	(1,195,674.00)	(1,195,674.00)	(580,879.81)
	<u>2,208,350.87</u>	<u>2,208,713.44</u>	<u>2,208,713.44</u>	<u>1,538,266.44</u>	<u>1,538,266.44</u>	<u>2,033,639.44</u>
128 Vasse Newtown Landscape Maintenance Reserve (SAR)						
Accumulated Reserves at Start of Year	485,466.16	485,466.16	485,466.16	485,466.16	485,466.16	470,759.51
Interest transfer to Reserves	2,349.58	2,817.00	2,817.00	11,268.00	11,268.00	15,192.21
Transfer from Muni	41,886.00	41,886.00	41,886.00	167,547.00	167,547.00	161,862.78
Transfer to Muni	0.00	0.00	0.00	(207,566.00)	(207,566.00)	(162,348.34)
	<u>529,701.74</u>	<u>530,169.16</u>	<u>530,169.16</u>	<u>456,715.16</u>	<u>456,715.16</u>	<u>485,466.16</u>
129 Untied Grants Reserve						
Accumulated Reserves at Start of Year	1,146,659.00	1,146,659.00	1,146,659.00	1,146,659.00	1,146,659.00	0.00
Transfer from Muni	0.00	0.00	0.00	0.00	0.00	1,146,659.00
Transfer to Muni	(1,146,659.00)	(1,146,659.00)	(1,146,659.00)	(1,146,659.00)	(1,146,659.00)	0.00
	<u>0.00</u>	<u>0.00</u>	<u>0.00</u>	<u>0.00</u>	<u>0.00</u>	<u>1,146,659.00</u>
130 Locke Estate Reserve						
Accumulated Reserves at Start of Year	129,971.14	129,971.14	129,971.14	129,971.14	129,971.14	64,000.00
Interest transfer to Reserves	1,160.05	753.00	753.00	3,012.00	3,012.00	1,971.14
Transfer from Muni	0.00	0.00	0.00	64,000.00	64,000.00	64,000.00
Transfer to Muni	0.00	0.00	0.00	(196,983.14)	(196,983.14)	0.00
	<u>131,131.19</u>	<u>130,724.14</u>	<u>130,724.14</u>	<u>0.00</u>	<u>0.00</u>	<u>129,971.14</u>
131 Busselton Community Resource Centre						
Accumulated Reserves at Start of Year	123,721.93	123,721.93	123,721.93	123,721.93	123,721.93	92,178.36
Interest transfer to Reserves	776.42	717.00	717.00	2,868.00	2,868.00	2,973.75
Transfer from Muni	6,895.00	6,895.00	6,895.00	27,580.00	27,580.00	28,569.82
	<u>131,393.35</u>	<u>131,333.93</u>	<u>131,333.93</u>	<u>154,169.93</u>	<u>154,169.93</u>	<u>123,721.93</u>
132 CBD Enhancement Reserve						
Accumulated Reserves at Start of Year	84,897.67	84,897.67	84,897.67	84,897.67	84,897.67	50,404.28
Interest transfer to Reserves	521.31	492.00	492.00	1,968.00	1,968.00	1,993.39
Transfer from Muni	8,750.00	8,750.00	8,750.00	35,000.00	35,000.00	32,500.00
Transfer to Muni	0.00	0.00	0.00	(120,000.00)	(120,000.00)	0.00
	<u>94,168.98</u>	<u>94,139.67</u>	<u>94,139.67</u>	<u>1,865.67</u>	<u>1,865.67</u>	<u>84,897.67</u>
133 Election, Valuation and Corporate Expenses Reserve						
Accumulated Reserves at Start of Year	331,552.54	331,552.54	331,552.54	331,552.54	331,552.54	174,169.07
Interest transfer to Reserves	2,213.25	1,923.00	1,923.00	7,692.00	7,692.00	7,896.56
Transfer from Muni	44,475.00	44,475.00	44,475.00	177,904.00	177,904.00	174,420.00
Transfer to Muni	0.00	0.00	0.00	(395,300.00)	(395,300.00)	(24,933.09)
	<u>378,240.79</u>	<u>377,950.54</u>	<u>377,950.54</u>	<u>121,848.54</u>	<u>121,848.54</u>	<u>331,552.54</u>
134 Civic and Administration Centre Construction Reserve						
Accumulated Reserves at Start of Year	444,863.46	444,863.46	444,863.46	444,863.46	444,863.46	12,782,915.12
Interest transfer to Reserves	0.00	0.00	0.00	0.00	0.00	161,948.34
Transfer to Muni	0.00	0.00	0.00	(444,863.46)	(444,863.46)	(12,500,000.00)
	<u>444,863.46</u>	<u>444,863.46</u>	<u>444,863.46</u>	<u>0.00</u>	<u>0.00</u>	<u>444,863.46</u>
136 Airport Marketing Reserve						
Accumulated Reserves at Start of Year	912,986.35	912,986.35	912,986.35	912,986.35	912,986.35	196,000.00
Interest transfer to Reserves	10,615.99	5,295.00	5,295.00	21,181.00	21,181.00	6,036.59
Transfer from Muni	251,023.98	75,000.00	75,000.00	300,000.00	300,000.00	710,949.76
	<u>1,174,626.32</u>	<u>993,281.35</u>	<u>993,281.35</u>	<u>1,234,167.35</u>	<u>1,234,167.35</u>	<u>912,986.35</u>

Financial Activity Statements - Period Ending 30 September 2017

City of BussetonReserves Movement ReportFor The Period Ending 30 September 2017

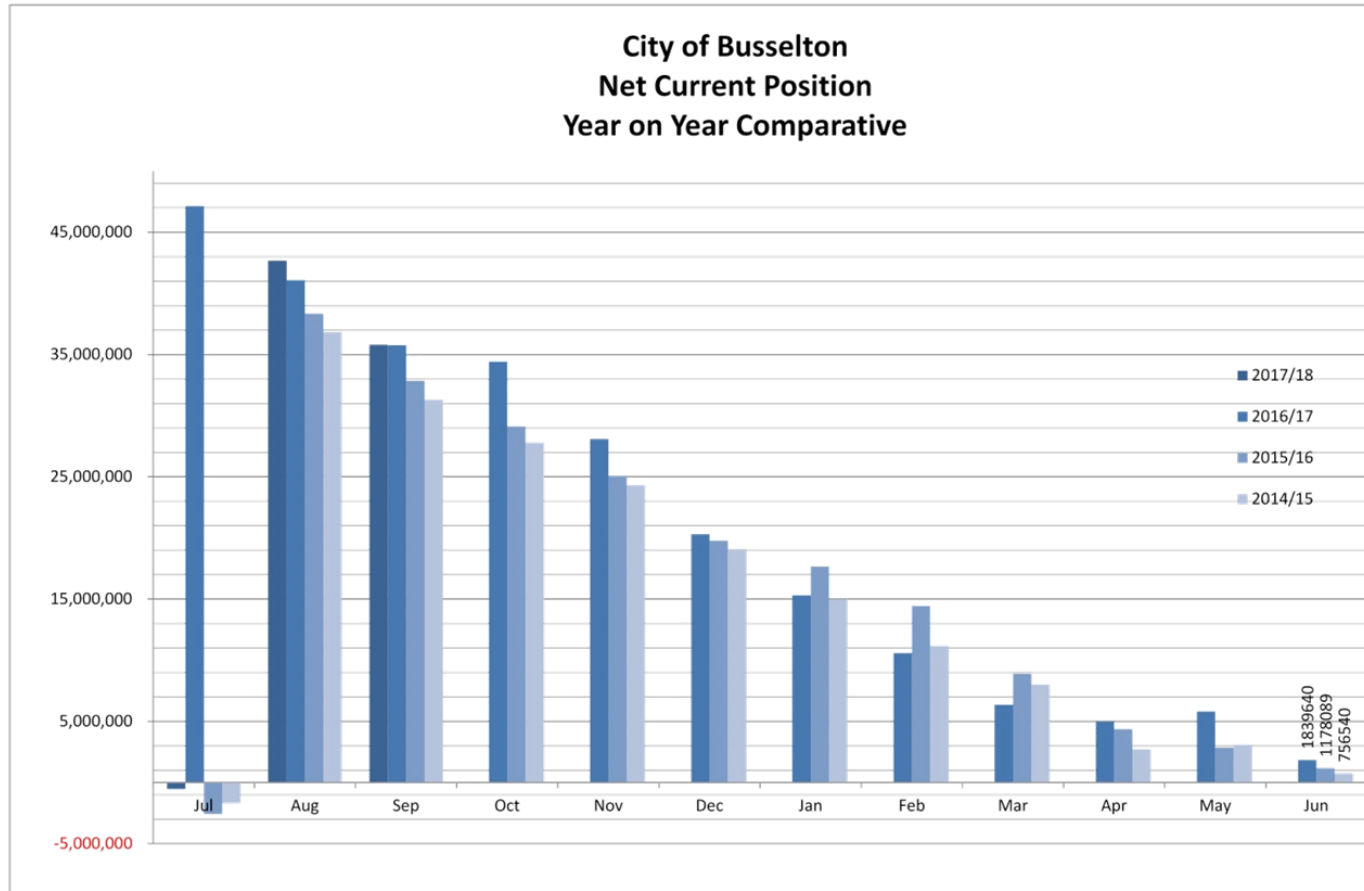
	2017/2018 Actual	2017/2018 Amended Budget YTD	2017/2018 Original Budget YTD	2017/2018 Amended Budget	2017/2018 Original Budget	2016/2017 Actual
	\$	\$	\$	\$	\$	\$
137 Busseton Traffic Study Implementation Reserve						
Interest transfer to Reserves	706.56	6,657.00	6,657.00	26,626.00	26,626.00	0.00
Transfer from Muni	125,487.00	125,487.00	125,487.00	3,001,952.00	3,001,952.00	0.00
Transfer to Muni	0.00	0.00	0.00	(2,660,917.00)	(2,660,917.00)	0.00
	<u>126,193.56</u>	<u>132,144.00</u>	<u>132,144.00</u>	<u>367,661.00</u>	<u>367,661.00</u>	<u>0.00</u>
138 CPA Bushfire Facilities Reserve						
Transfer from Muni	54,671.80	54,671.80	54,671.80	54,671.80	54,671.80	0.00
	<u>54,671.80</u>	<u>54,671.80</u>	<u>54,671.80</u>	<u>54,671.80</u>	<u>54,671.80</u>	<u>0.00</u>
139 CPA Community Facilities Dunsborough Lakes South Reserve						
Transfer from Muni	69,339.20	69,339.20	69,339.20	69,339.20	69,339.20	0.00
	<u>69,339.20</u>	<u>69,339.20</u>	<u>69,339.20</u>	<u>69,339.20</u>	<u>69,339.20</u>	<u>0.00</u>
140 CPA Community Facilities South Biddle Precinct Reserve						
Interest transfer to Reserves	8,538.45	0.00	0.00	0.00	0.00	0.00
Transfer from Muni	1,003,824.14	1,009,774.29	1,009,774.29	1,020,273.29	1,020,273.29	0.00
Transfer to Muni	0.00	0.00	0.00	(175,000.00)	(175,000.00)	0.00
	<u>1,012,362.59</u>	<u>1,009,774.29</u>	<u>1,009,774.29</u>	<u>845,273.29</u>	<u>845,273.29</u>	<u>0.00</u>
141 CPA Infrastructure Road Upgrades Reserve						
Transfer from Muni	220,770.23	220,770.23	220,770.23	220,770.23	220,770.23	0.00
	<u>220,770.23</u>	<u>220,770.23</u>	<u>220,770.23</u>	<u>220,770.23</u>	<u>220,770.23</u>	<u>0.00</u>
Various Building Asset Renewal Reserve						
Accumulated Reserves at Start of Year	1,335,118.59	1,335,118.59	1,335,118.59	1,335,118.59	1,335,118.59	1,493,038.06
Interest transfer to Reserves	8,114.01	7,746.00	7,746.00	30,984.00	30,984.00	37,832.12
Transfer from Muni	10,731.00	10,731.00	10,731.00	42,943.00	42,943.00	172,270.41
Transfer to Muni	0.00	0.00	0.00	(40,000.00)	(40,000.00)	(368,022.00)
	<u>1,353,963.60</u>	<u>1,353,595.59</u>	<u>1,353,595.59</u>	<u>1,369,045.59</u>	<u>1,369,045.59</u>	<u>1,335,118.59</u>
Various Community Development Contribution Reserve						
Accumulated Reserves at Start of Year	6,650,294.50	6,650,294.50	6,650,294.50	6,650,294.50	6,650,294.50	0.00
Interest transfer to Reserves	35,615.75	38,577.00	38,577.00	154,310.00	154,310.00	197,085.92
Transfer from Muni	50,711.00	274,698.00	274,698.00	1,098,790.00	1,098,790.00	8,366,380.90
Transfer to Muni	0.00	0.00	0.00	(844,145.00)	(844,145.00)	(1,913,172.32)
	<u>6,736,621.25</u>	<u>6,963,569.50</u>	<u>6,963,569.50</u>	<u>7,059,249.50</u>	<u>7,059,249.50</u>	<u>6,650,294.50</u>
Various Busseton Area Drainage and Waterways Improvement Reserve						
Accumulated Reserves at Start of Year	609,789.27	609,789.27	609,789.27	609,789.27	609,789.27	0.00
Interest transfer to Reserves	3,718.79	3,537.00	3,537.00	14,148.00	14,148.00	15,225.22
Transfer from Muni	0.00	0.00	0.00	0.00	0.00	594,564.05
Transfer to Muni	0.00	0.00	0.00	(120,000.00)	(120,000.00)	0.00
	<u>613,508.06</u>	<u>613,326.27</u>	<u>613,326.27</u>	<u>503,937.27</u>	<u>503,937.27</u>	<u>609,789.27</u>
Various Employee Entitlement Reserve						
Accumulated Reserves at Start of Year	3,005,076.86	3,005,076.86	3,005,076.86	3,005,076.86	3,005,076.86	0.00
Interest transfer to Reserves	18,245.43	17,433.00	17,433.00	69,732.00	69,732.00	80,277.69
Transfer from Muni	51,621.00	51,621.00	51,621.00	206,480.00	206,480.00	3,474,974.54
Transfer to Muni	0.00	0.00	0.00	(404,840.00)	(404,840.00)	(550,175.37)
	<u>3,074,943.29</u>	<u>3,074,130.86</u>	<u>3,074,130.86</u>	<u>2,876,448.86</u>	<u>2,876,448.86</u>	<u>3,005,076.86</u>

City of Busselton

Reserves Movement Report

For The Period Ending 30 September 2017

	2017/2018 Actual	2017/2018 Amended Budget YTD	2017/2018 Original Budget YTD	2017/2018 Amended Budget	2017/2018 Original Budget	2016/2017 Actual
	\$	\$	\$	\$	\$	\$
Various Infrastructure Asset Renewal Reserve						
Accumulated Reserves at Start of Year	1,076,330.48	1,076,330.48	1,076,330.48	1,076,330.48	1,076,330.48	0.00
Interest transfer to Reserves	7,359.32	6,243.00	6,243.00	24,972.00	24,972.00	55,440.66
Transfer from Muni	550,068.00	550,068.00	550,068.00	2,200,270.00	2,200,270.00	4,445,284.93
Transfer to Muni	0.00	0.00	0.00	(2,142,278.00)	(2,142,278.00)	(3,424,395.11)
	<u>1,633,757.80</u>	<u>1,632,641.48</u>	<u>1,632,641.48</u>	<u>1,159,294.48</u>	<u>1,159,294.48</u>	<u>1,076,330.48</u>
Various Joint Venture Aged Housing Reserve						
Accumulated Reserves at Start of Year	874,987.03	874,987.03	874,987.03	874,987.03	874,987.03	0.00
Interest transfer to Reserves	6,250.93	5,076.00	5,076.00	20,304.00	20,304.00	18,602.71
Transfer from Muni	30,000.00	30,000.00	30,000.00	120,000.00	120,000.00	856,384.32
Transfer to Muni	0.00	0.00	0.00	(25,000.00)	0.00	0.00
	<u>911,237.96</u>	<u>910,063.03</u>	<u>910,063.03</u>	<u>990,291.03</u>	<u>1,015,291.03</u>	<u>874,987.03</u>
Various Public Art Reserve						
Accumulated Reserves at Start of Year	94,836.29	94,836.29	94,836.29	94,836.29	94,836.29	0.00
Interest transfer to Reserves	578.36	549.00	549.00	2,196.00	2,196.00	1,776.29
Transfer from Muni	120,000.00	12,999.00	12,999.00	52,000.00	52,000.00	93,060.00
Transfer to Muni	0.00	0.00	0.00	(52,000.00)	(52,000.00)	0.00
	<u>215,414.65</u>	<u>108,384.29</u>	<u>108,384.29</u>	<u>97,032.29</u>	<u>97,032.29</u>	<u>94,836.29</u>
Total Cash Back Reserves	<u>46,543,417.92</u>	<u>46,479,325.42</u>	<u>46,479,325.42</u>	<u>40,312,663.96</u>	<u>40,337,663.96</u>	<u>43,539,055.90</u>
Summary Reserves						
Accumulated Reserves at Start of Year	43,539,055.90	43,539,055.90	43,539,055.90	43,539,055.90	43,539,055.90	46,024,063.38
Interest transfer to Reserves	261,003.67	249,999.00	249,999.00	1,000,000.00	1,000,000.00	1,334,027.08
Transfer from Muni	3,890,017.35	3,836,929.52	3,836,929.52	15,285,571.66	15,285,571.66	26,832,924.34
Transfer to Muni	(1,146,659.00)	(1,146,659.00)	(1,146,659.00)	(19,511,963.60)	(19,486,963.60)	(30,651,958.90)
Closing Balance	<u>46,543,417.92</u>	<u>46,479,325.42</u>	<u>46,479,325.42</u>	<u>40,312,663.96</u>	<u>40,337,663.96</u>	<u>43,539,055.90</u>





CITY OF BUSSETON - INVESTMENT PERFORMANCE REPORT For the month of September 2017



11am Bank Account As at 30 September 2017

INSTITUTION	RATE	AMOUNT
ANZ 11am At Call Deposit	1.45%	\$ 5,000,000

Term Deposits - Miscellaneous Funds As at 30 September 2017

INSTITUTION	RATING	DAYS	MATURITY	RATE	AMOUNT
ANZ	AA	92	03-Oct-17	2.35%	\$ 3,000,000
Westpac	AA	122	06-Oct-17	2.32%	\$ 5,000,000
Westpac	AA	92	16-Oct-17	2.30%	\$ 1,500,000
NAB	AA	90	17-Oct-17	2.42%	\$ 2,000,000
NAB	AA	90	01-Nov-17	2.41%	\$ 3,000,000
Bank of Queensland	BBB	181	06-Nov-17	2.65%	\$ 2,000,000
NAB	AA	120	23-Nov-17	2.41%	\$ 2,500,000
ANZ	AA	182	15-Dec-17	2.40%	\$ 3,500,000
Westpac	AA	182	29-Dec-17	2.33%	\$ 4,500,000
NAB	AA	122	12-Jan-18	2.53%	\$ 4,000,000
Rural Bank	BBB	181	05-Feb-18	2.50%	\$ 1,500,000
Bankwest	AA	151	12-Feb-18	2.50%	\$ 4,000,000
NAB	AA	153	12-Feb-18	2.54%	\$ 2,000,000
NAB	AA	180	14-Feb-18	2.50%	\$ 3,000,000
ANZ	AA	184	25-Feb-18	2.40%	\$ 3,000,000
Westpac	AA	181	06-Mar-18	2.55%	\$ 5,000,000
Westpac	AA	181	12-Mar-18	2.55%	\$ 4,000,000
NAB	AA	181	12-Mar-18	2.55%	\$ 2,000,000
Westpac	AA	181	22-Mar-18	2.56%	\$ 1,500,000
Bendigo	BBB	272	05-Jun-18	2.50%	\$ 3,000,000
Bendigo	BBB	271	12-Jun-18	2.50%	\$ 1,000,000

Total of Term Deposits \$ 61,000,000

Foreshore Development Funds As at 30 September 2017

WA Treasury Corp. - Overnight Cash Deposit Facility	1.45%	\$ 1,532,522
Please note an additional \$458,535.57 is being held within the pool of term deposit funds		
		\$ 1,532,522

Airport Redevelopment Funds As at 30 September 2017

WA Treasury Corp. - Overnight Cash Deposit Facility	1.45%	\$ 2,491
WA Treasury Corp. - State Bonds 186 Days 29-Jan-18	1.76%	\$ 6,169,227

Total of Airport Redevelopment Funds - WATC \$ 6,171,717

NAB	AA	92	03-Oct-17	2.43%	\$ 2,500,000
ANZ	AA	92	05-Oct-17	2.35%	\$ 3,500,000
NAB	AA	90	31-Oct-17	2.41%	\$ 2,000,000
NAB	AA	62	06-Nov-17	2.20%	\$ 3,000,000
ANZ	AA	91	05-Dec-17	2.35%	\$ 2,000,000
Westpac	AA	91	05-Dec-17	2.48%	\$ 4,000,000

Total of Airport Redevelopment Funds - Bank Term Deposits \$ 17,000,000

ANZ Cash Account	AA	NA	NA	1.50%	\$ 4,539,991
------------------	----	----	----	-------	--------------

Total of Airport Redevelopment Funds - Other \$ 4,539,991

Total of Airport Redevelopment Funds \$ 27,711,708

Interest Received 2015/16	\$ 609,666
Interest Received 2016/17	\$ 1,158,623
Interest Received 2017/18	\$ 201,308
Interest Accrued but not yet Received	\$ 81,868
Total Interest Airport Funds (Non-Reserve) at month's end	\$ 2,051,465
Interest Transferred out and held in City Reserve Account 136	\$ 730,974
Interest Earned (incl. Accrued) on Funds Held in City Reserve A/c 136	\$ 7,115

(Note: Funds held with the WATC are in accordance with the Airport Redevelopment Funding Contract and are not held within the requirements of the City's Investment Policy 218)

SUMMARY OF ALL INVESTMENTS HELD

	As at 1 year ago	As at 30 June 2017	As at 30 September 2017
11am Bank Account	\$ 5,000,000	\$ 4,000,000	\$ 5,000,000
Term Deposits - Misc. Funds	\$ 73,500,000	\$ 50,000,000	\$ 61,000,000
Foreshore Development Funds - WATC	\$ 1,510,474	\$ 1,526,935	\$ 1,532,522
Airport Redevelopment - WATC Deposits	\$ 36,699,144	\$ 6,146,434	\$ 6,171,717
Airport Redevelopment - Bank Term Deposit	\$ 4,000,000	\$ 17,000,000	\$ 17,000,000
Airport Redevelopment - ANZ Cash A/c	\$ 5,226,623	\$ 7,101,339	\$ 4,539,991
Total of all Investments Held	\$ 125,936,241	\$ 85,774,708	\$ 95,244,231

TOTAL INTEREST RECEIVED AND ACCRUED	\$ 375,785	\$ 1,625,936	\$ 322,214
INTEREST BUDGET	\$ 388,068	\$ 1,454,850	\$ 342,249

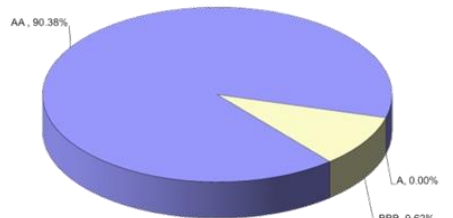
(Note: Interest figures relate to City general funds only and does not include interest allocated to specific areas such as the Airport Redevelopment)

Statement of Compliance with Council's Investment Policy 218

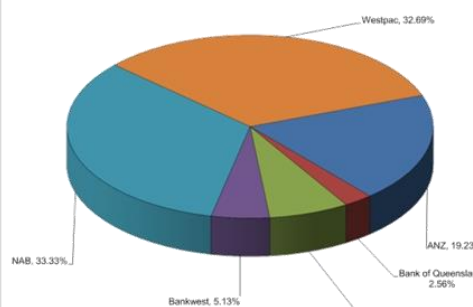
1. All funds are to be invested within legislative limits.	Fully Compliant
2. All individual funds held within the portfolio are not to exceed a set percentage of the total portfolio value.	Fully Compliant
3. The amount invested based upon the Fund's Rating is not to exceed the set percentages of the total portfolio.	Fully Compliant
4. The amount invested based upon the Investment Horizon is not to exceed the set percentages of the total portfolio.	Fully Compliant

Investment Graphs

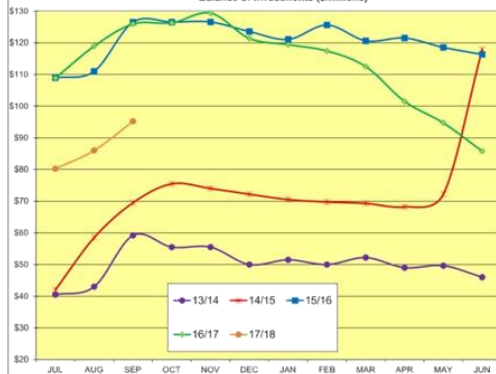
Summary of Term Deposits by S & P Rating
(Excludes WATC and 11am Cash Account Funds)



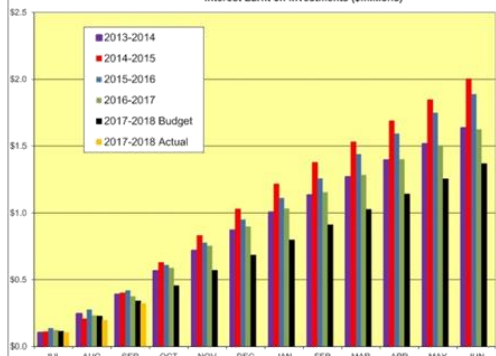
Summary of Term Deposits by Institution
(Excludes WATC and 11am Cash Account Funds)



Balance of Investments (\$millions)



Interest Earned on Investments (\$millions)



6.4 LIST OF PAYMENTS MADE SEPTEMBER 2017

SUBJECT INDEX:	Financial Operations
STRATEGIC OBJECTIVE:	Governance systems, process and practices are responsible, ethical and transparent.
BUSINESS UNIT:	Finance and Corporate Services
ACTIVITY UNIT:	Financial Services
REPORTING OFFICER:	Manager Financial Services - Kim Dolzadelli
AUTHORISING OFFICER:	Director, Finance and Corporate Services - Cliff Frewing
VOTING REQUIREMENT:	Simple Majority
ATTACHMENTS:	Attachment A List of Payments September 2017 ↓

PRÉCIS

This report provides details of payments made from the City's bank accounts for the month of September 2017, for noting by the Council and recording in the Council Minutes.

BACKGROUND

The Local Government (Financial Management) Regulations require that when the Council has delegated authority to the Chief Executive Officer to make payments from the City's bank accounts, that a list of payments made is prepared each month for presentation to, and noting by, Council.

STATUTORY ENVIRONMENT

Section 6.10 of the Local Government Act and more specifically, Regulation 13 of the Local Government (Financial Management) Regulations; refer to the requirement for a listing of payments made each month to be presented to the Council.

RELEVANT PLANS AND POLICIES

NA.

FINANCIAL IMPLICATIONS

NA.

Long-term Financial Plan Implications

STRATEGIC COMMUNITY OBJECTIVES

NA.

RISK ASSESSMENT

NA.

CONSULTATION

NA.

OFFICER COMMENT

In accordance with regular custom, the list of payments made for the month of September 2017 is presented for information.

CONCLUSION

NA.

OPTIONS

NA.

TIMELINE FOR IMPLEMENTATION OF OFFICER RECOMMENDATION

NA.

OFFICER RECOMMENDATION

That the Council notes payment of voucher numbers M114747 – M114843, EF054230 – EF054749, T007355 – T007357, and DD003228 – DD003257; together totalling \$24,877,002.27.



LISTING OF PAYMENTS MADE
UNDER DELEGATED AUTHORITY
FOR THE MONTH OF SEPTEMBER 2017

Summary		
MUNICIPAL ACCOUNT	CHEQUE 114747 - 114843	16,345,656.98
ELECTRONIC TRANSFER PAYMENTS	EF054230 - EF054749	7,008,710.02
INTERNAL PAYMENT VOUCHERS	DD003228 - DD003257	1,501,415.82
TRUST ACCOUNT	CHEQUE 007355 - 007357	21,219.45
Total Payments		24,877,002.27

MUNICIPAL ACCOUNT - SEPTEMBER 2017

Date	Payment Ref.	Name	Description	Amount
31/08/2017	114747	CITY OF BUSSELTON	VARIOUS STAFF REIMBURSEMENTS	3,947.34
31/08/2017	114748	CALLOWS CORNER NEWS	STAFF SOCIAL CLUB - LOTTO	284.00
1/09/2017	114749	WATER CORPORATION	WATER SERVICES	23,431.24
1/09/2017	114750	SYNERGY	ELECTRICITY SUPPLIES	4,206.30
1/09/2017	114751	CITY OF BUSSELTON	CORRECTION OF BPAY PAYMENT ALLOCATION	469.33
6/09/2017	114752	CRAIG THORNTON	SPONSORSHIP - SUGITO EXCHANGE STUDENT	100.00
6/09/2017	114753	BERLINDA TAPPER	SPONSORSHIP - SUGITO EXCHANGE STUDENT	100.00
6/09/2017	114754	ANGELA KARTSIOUKAS	SPONSORSHIP - SUGITO EXCHANGE STUDENT	100.00
6/09/2017	114755	YSABEAU MARSH	SPONSORSHIP - SUGITO EXCHANGE STUDENT	100.00
6/09/2017	114756	JESSIE GRIFFIN	SPONSORSHIP - SUGITO EXCHANGE STUDENT	100.00
6/09/2017	114757	M & J STEPHENSON	SPONSORSHIP - SUGITO EXCHANGE STUDENT	100.00
6/09/2017	114758	MG NAYDENOV	SPONSORSHIP - SUGITO EXCHANGE STUDENT	100.00
6/09/2017	114759	WADE DALLOS	SPONSORSHIP - SUGITO EXCHANGE STUDENT	100.00
6/09/2017	114760	ZACHERY GORDON	SPONSORSHIP - SUGITO EXCHANGE STUDENT	100.00
7/09/2017	114761	CITY OF BUSSELTON DEPOT - PETTY CASH	PETTY CASH REIMBURSEMENT	47.00
7/09/2017	114762	CITY OF BUSSELTON - PETTY CASH	PETTY CASH REIMBURSEMENT	575.40
7/09/2017	114763	JOY ALISON ATKINSON	REFUND OF ROADWORKS BOND - CROSSOVER CONSTR.	10,000.00
7/09/2017	114764	DENISE SANBROOK	ART SALES	33.60
7/09/2017	114765	THOMAS MAZEY	ART SALES	37.10
8/09/2017	114766	TELSTRA CORPORATION	COMMUNICATION SERVICES	12,016.29
8/09/2017	114767	WATER CORPORATION	WATER SERVICES	7,418.76

Date	Payment Ref.	Name	Description	Amount
8/09/2017	114768	SYNERGY	ELECTRICITY SUPPLIES	74,667.55
8/09/2017	114769	SUZANNE STRAPP	REFUND OF ART CLASS FEE - CLASS CANCELLED	210.00
8/09/2017	114770	NORMA SIMMS	REFUND OF ART CLASS FEE - CLASS CANCELLED	140.00
8/09/2017	114771	L & G COLEMAN	BJTP REFUND FEE	165.00
8/09/2017	114772	JOSH CATTLIN	SPONSORSHIP - SURF DIVE & SKI JUNIOR SURFING TITLES	200.00
8/09/2017	114773	EMMA CATTLIN	SPONSORSHIP - SURF DIVE & SKI JUNIOR SURFING TITLES	200.00
8/09/2017	114774	CITY OF BUSSELTON	CORRECTION OF PAYMENT ALLOCATION	550.00
8/09/2017	114775	GEOFFREY BRADEN	REFUND OF ANIMAL TRAP BOND	100.00
8/09/2017	114776	ROSEMARY YORK	REFUND OF ANIMAL TRAP BOND	100.00
8/09/2017	114777	DAVID MCSWEENEY	REFUND FACILITY HIRE BOND - YALLINGUP HALL	185.00
12/09/2017	114778	NATIONAL AUSTRALIA BANK	TERM DEPOSIT INVESTMENT	2,000,000.00
12/09/2017	114779	WESTPAC BANK	TERM DEPOSIT INVESTMENT	4,000,000.00
12/09/2017	114780	NATIONAL AUSTRALIA BANK	TERM DEPOSIT INVESTMENT	2,000,000.00
12/09/2017	114781	NATIONAL AUSTRALIA BANK	TERM DEPOSIT INVESTMENT	4,000,000.00
14/09/2017	114782	CITY OF BUSSELTON	VARIOUS STAFF REIMBURSEMENTS	3,934.27
14/09/2017	114783	CALLOWS CORNER NEWS	STAFF SOCIAL CLUB - LOTTO	284.00
14/09/2017	114784	BANKWEST	TERM DEPOSIT INVESTMENT	4,000,000.00
14/09/2017	114785	OFFICE OF THE CEO - PETTY CASH	PETTY CASH REIMBURSEMENT	468.80
15/09/2017	114786	DIANE HAMILTON	STAFF REIMBURSEMENT - TOILET LOCK OVERRIDE KEYS	60.50
15/09/2017	114787	TELSTRA CORPORATION	COMMUNICATION SERVICES	105.00
15/09/2017	114788	CITY OF BUSSELTON	BUSSELTON JETTY TOURIST PARK LICENCE FEE	1,017.00
15/09/2017	114789-114790	WATER CORPORATION	WATER SERVICES	14,554.65
15/09/2017	114791	CLEANAWAY	WASTE MANAGEMENT SERVICES	4,507.90
15/09/2017	114792	SYNERGY	ELECTRICITY SUPPLIES	2,106.45
14/09/2017	114793	RA SWEETMAN	REFUND OF RATE OVERPAYMENT	477.18
14/09/2017	114794	CITY OF BUSSELTON	CORRECTION OF BPAY PAYMENT ALLOCATION	4,004.15
14/09/2017	114795	PETER SWAIN	BJTP REFUND FEE	198.25
14/09/2017	114796	SHAKARA GEORGE	BJTP REFUND FEE	508.00
18/09/2017	114797	MICHAEL MURPHY	CITY OF BUSSELTON ART AWARD - ACQUISITIVE 1ST PRIZE	10,000.00
18/09/2017	114798	CANCELLED	PROCESSING ERROR - CANCELLED	0.00
18/09/2017	114799	MICHAEL FRANCAS	CITY OF BUSSELTON ART AWARD - EMERGING ARTIST	2,500.00
18/09/2017	114800	LANDGATE CUSTOMER ACCOUNT	LANDGATE FEES - DOCUMENT AMENDMENT	82.90
21/09/2017	114801	CANCELLED	PROCESSING ERROR - CANCELLED	0.00
21/09/2017	114802	MADDISON FENWICK	SPONSORSHIP - UNDER 13 HOCKEY CARNIVAL	200.00
21/09/2017	114803	ANNABEL CREEK	SPONSORSHIP - INTERSCHOOL CHAMPIONSHIPS	200.00
21/09/2017	114804	HARRY SHINGLES	REFUND OF ANIMAL TRAP BOND	100.00
21/09/2017	114805	WANDERERS JUNIOR FOOTBALL CLUB	REFUND FACILITY HIRE BOND - CHURCHILL PARK HALL	185.00
21/09/2017	114806	BUSSELTON NETBALL ASSOCIATION	REFUND FACILITY HIRE BOND - CHURCHILL PARK HALL	185.00

Date	Payment Ref.	Name	Description	Amount
21/09/2017	114807	JAMES LANE	REFUND FACILITY HIRE BOND - CHURCHILL PARK HALL	185.00
21/09/2017	114808	CITY OF BUSSELTON	REFUND FACILITY HIRE BOND - YOUTH CENTRE	185.00
21/09/2017	114809	C & F SHEFFIELD	CROSSOVER SUBSIDY PAYMENT	147.50
21/09/2017	114810	G MONCRIEFF & J YATES	CROSSOVER SUBSIDY PAYMENT	235.70
21/09/2017	114811	R & F BALDISERI	CROSSOVER SUBSIDY PAYMENT	339.50
21/09/2017	114812	TRUDI ANESBURY	CROSSOVER SUBSIDY PAYMENT	357.70
21/09/2017	114813	C & M HARDWICK	CROSSOVER SUBSIDY PAYMENT	337.40
21/09/2017	114814	OFFICE OF STATE REVENUE	REFUND OF RATE OVERPAYMENT	18.75
21/09/2017	114815	CANCELLED	PROCESSING ERROR - CANCELLED	0.00
21/09/2017	114816	GJ MOSS	REFUND OF RATE OVERPAYMENT	120.51
21/09/2017	114817	MJ & KL ANDERSON	REFUND OF RATE OVERPAYMENT	122.93
21/09/2017	114818	ANNE-MARIE WILSON	REFUND DEVELOPMENT APPLICATION FEE - CANCELLED	295.00
21/09/2017	114819	MC JONES & BM HERBERT	REFUND OVERPAYMENT OF LODGING HOUSE FEES	105.50
21/09/2017	114820	AMY RORKE	ART SALES	135.00
22/09/2017	114821	TELSTRA CORPORATION	COMMUNICATION SERVICES	8,996.85
22/09/2017	114822	WATER CORPORATION	WATER SERVICES	238.71
22/09/2017	114823	CLEANAWAY	WASTE MANAGEMENT SERVICES	92,388.77
22/09/2017	114824-114825	SYNERGY	ELECTRICITY SUPPLIES	8,121.35
22/09/2017	114826	AUSTRALIAN INSTITUTE OF BUILDING SURVEYORS	CONFERENCE ATTENDANCE FEES	1,549.00
22/09/2017	114827	RYAN TURNER	BJTP REFUND FEE	30.00
28/09/2017	114828	CITY OF BUSSELTON	VARIOUS STAFF REIMBURSEMENTS	3,790.29
28/09/2017	114829	CALLOWS CORNER NEWS	STAFF SOCIAL CLUB - LOTTO	290.00
21/09/2017	114830	SYLVIA HARRISON	REFUND DOG REGISTRATION - NOW STERILISED	75.00
26/09/2017	114831	K NAPIER	REFUND DOG REGISTRATION - NOW STERILISED	30.00
26/09/2017	114832	JJ CHRISTOS	REFUND DOG REGISTRATION - NOW STERILISED	150.00
28/09/2017	114833	DW & SK McDONALD	MAINTENANCE SERVICES - WINDERLUP VILLAS	350.00
28/09/2017	114834	CLINIPATH PATHOLOGY PTY LTD	EMPLOYEE MEDICAL SERVICES	51.87
28/09/2017	114835	SOUTHERN CROSS AUSTERIO	ADVERTISING - VARIOUS	4,829.00
28/09/2017	114836	BUSSELTON WATER CORPORATION	WATER SERVICES	1,824.68
28/09/2017	114837	FRED ROSE EXCAVATOR HIRE	EXCAVATOR HIRE & EARTHMOVING SERVICES - VARIOUS	19,602.00
28/09/2017	114838	DIANE HAMILTON	STAFF REIMBURSEMENT - STATIONERY	14.00
28/09/2017	114839	CALLOWS CORNER NEWSAGENCY	NEWSAGENCY / STATIONERY SUPPLIES	341.06
28/09/2017	114840	DUNSBOROUGH PUBLIC LIBRARY - PETTY CASH	PETTY CASH REIMBURSEMENT	52.05
29/09/2017	114841-114842	SYNERGY	ELECTRICITY SUPPLIES	14,615.20
29/09/2017	114843	LANDGATE CUSTOMER ACCOUNT	DOCUMENT LODGMENT FEES - LEASE OF FREEHOLD LAND	168.70
				16,345,656.98

Date	Payment Ref.	Name	Description	Amount
ELECTRONIC TRANSFER PAYMENTS - SEPTEMBER 2017				
1/09/2017	EF054230	CR. G HENLEY	COUNCILLOR REIMBURSEMENT	155.50
1/09/2017	EF054231	DUNSBOROUGH CRICKET CLUB	COMMUNITY BIDS 2017/18	17,200.00
1/09/2017	EF054232	SEAMLESSCMS PTY LTD	SOFTWARE SERVICES	13,722.50
1/09/2017	EF054233	MACQUARIE EQUIPMENT RENTALS PTY LTD	LEASING PAYMENTS - COMPUTER EQUIPMENT	2,705.56
1/09/2017	EF054234	DANIEL FRITCHLEY	DRAFTING SERVICES - BUSSELTON FORESHORE	2,340.00
1/09/2017	EF054235	GERARD PROFESSIONAL SOLUTIONS	LIGHTING SUPPLIES - NEW ADMIN BLD, SEAWALL PROM.	73,126.35
1/09/2017	EF054236	BCP CIVIL & PLANT	ASBESTOS REMOVAL - SENIOR CITIZENS CENTRE	1,270.50
1/09/2017	EF054237	PRIME URBAN WA PTY LTD	REFUND OF ROAD MAINTENANCE BONDS - DUNSB. LAKES	14,148.69
1/09/2017	EF054238	CR. R PAINE	COUNCILLOR REIMBURSEMENT	29.00
1/09/2017	EF054239	ALINTA ENERGY	ELECTRICITY SUPPLIES	51,587.17
1/09/2017	EF054240	LGISWA	INSURANCE PREMIUM ADJUSTMENT	1,058.70
1/09/2017	EF054241	STALEY FOOD & PACKAGING	CLEANING CHEMICALS - GLC	1,226.73
1/09/2017	EF054242	BCL GROUP PTY LTD	CARPARK CONSTRUCTION - GOOSE CARPARK	89,401.22
1/09/2017	EF054243	KITCHEN TAKEOVERS	CATERING - VARIOUS MEETINGS	553.50
1/09/2017	EF054244	SOUTH WEST COMPRESSORS	COMPRESSOR INSPECTION - BUSSELTON DEPOT	195.36
1/09/2017	EF054245	WIDEBAND NETWORKS PTY LTD	NBN BROADBAND - BUSSELTON & DUNSB. LIBRARIES	3,677.47
1/09/2017	EF054246	AUTO BLACKBOX	MEMORY CARD SUPPLIER	366.00
1/09/2017	EF054247	REBECCA CORPS	REFUND OF FACILITY HIRE BOND - ARTGEO	180.00
1/09/2017	EF054248	JAMES FROOD	REFUND DOG REGISTRATION - NOW STERILISED	75.00
1/09/2017	EF054249	MONICA JENKINS	REFUND ANIMAL TRAP BOND	100.00
1/09/2017	EF054250	BOC GASES AUSTRALIA LTD	GAS SERVICES	29.97
1/09/2017	EF054251	FENNESSY'S	VEHICLE PURCHASES / SERVICES / PARTS	35,257.89
1/09/2017	EF054252	YALLINGUP RURAL BUSHFIRE BRIGADE	PETTY CASH REIMBURSEMENT	444.14
1/09/2017	EF054253	INNOVEST CONSTRUCTION	TRANSPORTABLE BUILDING RELOCATION - CROQUET CLUB	20,295.00
4/09/2017	EF054254	CIVIL & STRUCTURAL ENGINEERS	PROFESSIONAL FEES - YOUTH BUILDING INSPECTIONS	1,595.00
8/09/2017	EF054255	OLIVER DARBY	STAFF REIMBURSEMENT - INTERNET ACCESS	79.99
8/09/2017	EF054256	CR. G BLEECHMORE	COUNCILLOR PAYMENT	2,467.85
8/09/2017	EF054257	CR. G HENLEY	COUNCILLOR PAYMENT	8,752.20
8/09/2017	EF054258	CR. T BEST	COUNCILLOR PAYMENT	2,467.85
8/09/2017	EF054259	PHIL HOLLETT PHOTOGRAPHY	ART SALES	74.90
8/09/2017	EF054260	TRACIE ANDERSON	ART SALES	44.00
8/09/2017	EF054261	LYNE MARSHALL	ART SALES	30.80
8/09/2017	EF054262	ELEANOR LORRAINE PARKE	ART SALES	40.95
8/09/2017	EF054263	CR. J McCALLUM	COUNCILLOR PAYMENT	2,467.85
8/09/2017	EF054264	DOROTHY SADDLETON	ART SALES	10.50
8/09/2017	EF054265	ANDERS HAMMARSTROM	ART SALES	28.00
8/09/2017	EF054266	ENVIRONEX INTERNATIONAL PTY LTD	POOL CHEMICALS FOR GLC	3,284.02
8/09/2017	EF054267	DANIEL CHENEY	ART SALES	31.50
8/09/2017	EF054268	CR. R BENNETT	COUNCILLOR PAYMENT	2,467.85
8/09/2017	EF054269	JACQUELINE HAPP	STAFF REIMBURSEMENT - ART SUPPLIES	73.48
8/09/2017	EF054270	AUSTRALIAN INTERNATIONAL PEDAL PRIX INC	REFUND FACILITY HIRE BOND - YOUTH CENTRE	185.00

Date	Payment Ref.	Name	Description	Amount
8/09/2017	EF054271	CANCELLED	PROCESSING ERROR - CANCELLED	0.00
8/09/2017	EF054272	JACQUELINE PINNOCK	ART SALES	35.00
8/09/2017	EF054273	BCP CIVIL & PLANT	PLANT HIRE & ASBESTOS REMOVAL - VARIOUS LOCATIONS	30,188.19
8/09/2017	EF054274	GRASS TREES AUSTRALIA	LANDSCAPING SUPPLIES - ADMINISTRATION BUILDING	15,855.00
8/09/2017	EF054275	OCEAN AIR CARPET CARE	CLEANING SERVICES - VARIOUS BUILDINGS	5,711.75
8/09/2017	EF054276	CR. R REEKIE	COUNCILLOR PAYMENT	2,467.85
8/09/2017	EF054277	CR. R PAINE	COUNCILLOR PAYMENT	2,467.85
8/09/2017	EF054278	CR. P CARTER	COUNCILLOR PAYMENT	2,467.85
8/09/2017	EF054279	ALASTAIR TAYLOR	ART SALES	12.60
8/09/2017	EF054280	ALINTA ENERGY	GAS SERVICES	740.90
8/09/2017	EF054281	CENTRAL REGIONAL TAFE	EMPLOYEE TRAINING SERVICES	295.56
8/09/2017	EF054282	SHAPE MANAGEMENT	CONSULTANCY SERVICES FOR MAJOR PROJECTS	10,340.00
8/09/2017	EF054283	DAVID BINKS	AERIAL IMAGING SERVICES	1,400.00
8/09/2017	EF054284	RUTH BROOKS	ART SALES	100.00
8/09/2017	EF054285	PRO CONSTRUCT	BUILDING CONSTRUCTION SERVICES - YOUTH BUILDING	351,250.00
8/09/2017	EF054286	JENNIFER BROWN	ART SALES	46.20
8/09/2017	EF054287	ELAMOORE NATURAL SOAPS & COSMETICS PTY LTD	ART SALES	19.20
8/09/2017	EF054288	SOULAY CONTRACTING	EXPOSED AGGREGATE SUPPLIES - ADMIN BUILDING	24,197.91
8/09/2017	EF054289	BCL GROUP PTY LTD	CONSTRUCTION SERVICES - QUEEN ST UPGRADE	155,130.99
8/09/2017	EF054290	KITCHEN TAKEOVERS	CATERING - VARIOUS MEETINGS	224.40
8/09/2017	EF054291	HARCOURTS BUSSELTON	REFUND OF RATE OVERPAYMENT	543.93
8/09/2017	EF054292	EJR HAMMOND	REFUND OF HEALTH APP. FEES - OVERPAYMENT	236.00
8/09/2017	EF054293	SD & TL KING	REFUND OF RATE OVERPAYMENT	500.00
8/09/2017	EF054294	MICHAEL POOL	REFUND ANIMAL TRAP BOND	100.00
8/09/2017	EF054295	BOC GASES AUSTRALIA LTD	GAS SERVICES	599.59
8/09/2017	EF054296	DUNSBOROUGH VOLUNTEER BUSHFIRE BRIGADE	PETTY CASH REIMBURSEMENT	92.00
8/09/2017	EF054297	BGC CONSTRUCTION PTY LTD	CONSTRUCTION SERVICES - ADMIN BUILDING	2,803.26
8/09/2017	EF054298	ACTIV FOUNDATION INC	REFUND FACILITY HIRE BOND - BARNARD PARK PAVILLION	185.00
8/09/2017	EF054299	BUSSELTON TENNIS CLUB	TENNIS CLUB RELOCATION WORKS - VARIOUS	50,529.05
8/09/2017	EF054300	BUNNINGS BUILDING SUPPLIES	HARDWARE SUPPLIES	580.64
8/09/2017	EF054301	ROTARY CLUB OF BUSSELTON GEOGRAPHE BAY	ART SALES	21.00
8/09/2017	EF054302	COLES	COUNCIL, GLC & STAFF REFRESHMENTS	547.20
8/09/2017	EF054303	BAREFOOT BOOKS	LIBRARY RESOURCES	478.89
8/09/2017	EF054304	SUSSEX BUSHFIRE BRIGADE	PETTY CASH REIMBURSEMENT	333.99
8/09/2017	EF054305	INNOVEST CONSTRUCTION	CONSTRUCTION SERVICES - MILNE ST PAVILLION	42,330.67
8/09/2017	EF054306	LES MILLS ASIA PACIFIC	GLC GYMNASIUM SUPPLIES	213.45
8/09/2017	EF054307	CITY AND REGIONAL FUELS	FUEL SERVICES	4,002.90
8/09/2017	EF054308	TOTAL HORTICULTURAL SERVICES	TURF SUPPLY & INSTALL - ADMINISTRATION BUILDING	40,794.05
8/09/2017	EF054309	TRADE HIRE	PLANT HIRE & EQUIPMENT SERVICES	4,747.64
8/09/2017	EF054310	SHARON WILLIAMS	ART SALES	36.00
8/09/2017	EF054311	LYNNE BOLADERAS	ART SALES	64.00
8/09/2017	EF054312	OWEN G ISBEL	ART SALES	336.80

Date	Payment Ref.	Name	Description	Amount
8/09/2017	EF054313	WENDY SLEE	ART SALES	49.00
8/09/2017	EF054314	CAPITAL FINANCE AUSTRALIA LTD	LEASING PAYMENTS - COMPUTER & PHOTOCOPIER EQUIPMENT	26,420.27
8/09/2017	EF054315	BROADWATER BRICK PAVING	STONE PITCHING & BLOCK LAYING - VARIOUS LOCATIONS	5,892.00
8/09/2017	EF054316	LOCAL GOVERNMENT PROFESSIONALS AUSTRALIA (WA DIV)	EMPLOYEE MEMBERSHIP SERVICES	521.00
8/09/2017	EF054317	CELIA CLARE	ART SALES	148.30
8/09/2017	EF054318	SUSSEX TURF RENOVATION	TURF SPRAYING SERVICES - VARIOUS LOCATIONS	10,415.88
14/09/2017	EF054319	HIF	HEALTH INSURANCE	229.40
14/09/2017	EF054320	PAY-PLAN PTY LTD	SALARY PACKAGING	20,910.57
14/09/2017	EF054321	RENTAL MANAGEMENT AUSTRALIA PTY LTD	RENTAL LEASE AGREEMENT	800.00
14/09/2017	EF054322	GR & LC CHRISTIAN	RENTAL LEASE AGREEMENT	1,200.00
14/09/2017	EF054323	STOCKER PRESTON	RENTAL LEASE AGREEMENT	1,060.00
14/09/2017	EF054324	AUSTRALIAN TAXATION OFFICE	PAYG TAXATION	198,085.00
14/09/2017	EF054325	AUSTRALIAN SERVICES UNION	UNION FEES	82.35
14/09/2017	EF054326	HBH HEALTH LIMITED	MEDICAL INSURANCE	527.55
14/09/2017	EF054327	LOCAL GOV'T RACE COURSE & CEMETERY EMPLOYEES	UNION FEES	440.76
14/09/2017	EF054328	DEPUTY CHILD SUPPORT REGISTRAR	SALARY DEDUCTIONS	820.14
14/09/2017	EF054329	CITY OF BUSSELTON-SOCIAL CLUB	SOCIAL CLUB REIMBURSEMENT	200.00
14/09/2017	EF054330	STAFF CHRISTMAS CLUB	PAYROLL DEDUCTIONS	4,267.18
14/09/2017	EF054331	CLICKSUPER	SUPERANNUATION	144,826.25
15/09/2017	EF054332	TRAFFIC FORCE	TRAFFIC MANAGEMENT SERVICES - VARIOUS LOCATIONS	2,275.50
15/09/2017	EF054333	BIGMATE MONITORING SERVICES PTY LTD	MONITORING SERVICES - RANGER VEHICLES	520.30
15/09/2017	EF054334	PROFESSIONAL CABLING	SERVICE DISCONNECTIONS - HARRIS RD TRANSPORTABLES	6,270.00
15/09/2017	EF054335	PROFESSIONALS SOUTH WEST	REFUND OF RATE OVERPAYMENT	422.03
15/09/2017	EF054336	AUSQ TRAINING	EMPLOYEE TRAINING SERVICES	678.00
15/09/2017	EF054337	DANIEL FRITCHLEY	DRAFTING SERVICES - MILNE ST CARPARK	910.00
15/09/2017	EF054338	NAMAYA FOX	REFUND OF KEY BOND - ARTGEO	60.00
15/09/2017	EF054339	OPTUS BILLING SERVICES PTY LTD	COMMUNICATION SERVICES	2,510.62
15/09/2017	EF054340	DUNSBOROUGH GREENFIELDS COMMUNITY GROUP INC	COMMUNITY BID 2017/18	3,300.00
15/09/2017	EF054341	ERTECH PTY LTD	CONSTRUCTION - F/SHORE PROMENADE & COASTAL DEFENCES	361,854.39
15/09/2017	EF054342	KLEENHEAT NATURAL GAS	KOOKABURRA NATURAL GAS	562.45
15/09/2017	EF054343	PRIME URBAN WA PTY LTD	REUND OF LANDSCAPING BOND - DUNSB. LAKES	85,943.00
15/09/2017	EF054344	KAREN BOX	STAFF REIMBURSEMENT - CONFERENCE EXPENSES	203.51
15/09/2017	EF054345	BARRY ALLEN ELECTRICAL SERVICES PTY LTD	LIGHTING INSTALLATION - ADMINISTRATION BUILDING	30,085.00
15/09/2017	EF054346	BOB BRUCE DESIGN	DESIGN SERVICES - LOU WESTON PAVILLION	1,815.00
15/09/2017	EF054347	PHOEBE BUNTAIN-BARRIE	STAFF REIMBURSEMENT - CONFERENCE EXPENSES	110.60
15/09/2017	EF054348	ROBINSON GROUP	FURNITURE SUPPLIER - ADMIN BUILDING TABLE TROLLEY	484.00
15/09/2017	EF054349	STEVES TRANSPORTABLES	TRANSPORTABLE BUILDING SUPPLIER - VASSE OVAL	42,460.00
15/09/2017	EF054350	SHAPE MANAGEMENT	CONSULTANCY SERVICES FOR MAJOR PROJECTS	17,380.00
15/09/2017	EF054351	NATURALISTE TRAVEL	FLIGHTS FOR STAFF TRAINING ATTENDANCE	599.50
15/09/2017	EF054352	BUSSELTON REMEDIAL MASSAGE	EMPLOYEE WELLNESS SERVICES - SAFETY WEEK	1,050.00
15/09/2017	EF054353	KITCHEN TAKEOVERS	CATERING - VARIOUS MEETINGS	1,195.00
15/09/2017	EF054354	SOUTH WEST COMPRESSORS	COMPRESSOR SALES AND SERVICE	4,100.80

Date	Payment Ref.	Name	Description	Amount
15/09/2017	EF054355	FIRESTATION	CHAMBER OF COMMERCE MEETING EXPENSES	3,000.00
15/09/2017	EF054356	GA & JD KNIGHT	REFUND OF RATE OVERPAYMENT	958.48
15/09/2017	EF054357	BOC GASES AUSTRALIA LTD	GAS SERVICES	1,198.12
15/09/2017	EF054358	GEOGRAPHE PETROLEUM	FUEL SERVICES	17,779.68
15/09/2017	EF054359	DUNSBOROUGH & DISTRICT COUNTRY CLUB	COMMUNITY BIDS 2017/18	55,000.00
15/09/2017	EF054360	TOTAL EDEN PTY LTD	RETICULATION SUPPLIES - PARKS & GARDENS	5,004.15
15/09/2017	EF054361	BUNNINGS BUILDING SUPPLIES	HARDWARE SUPPLIES	89.83
15/09/2017	EF054362	COLES	COUNCIL, GLC & STAFF REFRESHMENTS	207.29
15/09/2017	EF054363	BUSSELTON FOOTBALL & SPORTSMAN CLUB	ELECTRICITY REIMBURSEMENT - BOVELL PARK	246.12
15/09/2017	EF054364	BURKE AIR	AIR CONDITIONING SERVICES	2,786.30
15/09/2017	EF054365	GEOGRAPHE SAWS AND MOWERS	PLANT PURCHASES / SERVICES / PARTS	14,340.00
15/09/2017	EF054366	ALLEASING PTY LTD	LEASING PAYMENTS - COMPUTER & PHOTOCOPIER EQUIPMENT	60,639.91
15/09/2017	EF054367	APRA LIMITED	LICENCE RENEWALS - ARTGEO	409.69
18/09/2017	EF054368	BUSSELTON HYUNDAI	VEHICLE PURCHASES / SERVICES / PARTS	42,995.55
22/09/2017	EF054369	SARAH PIERSON	STAFF REIMBURSEMENT - CONFERENCE EXPENSES	645.91
22/09/2017	EF054370	CANCELLED	PROCESSING ERROR - CANCELLED	0.00
22/09/2017	EF054371	DENNIS HADDON	ART SALES	105.00
22/09/2017	EF054372	JANE FLOWER	ART SALES	24.50
22/09/2017	EF054373	BRIAN MCCARROLL	STAFF REIMBURSEMENT - CONFERENCE EXPENSES	327.49
22/09/2017	EF054374	LINDA KUSAL	STAFF REIMBURSEMENT - PLANT REGISTRATION EXPENSES	68.35
22/09/2017	EF054375	CR. J McCALLUM	COUNCILLOR REIMBURSEMENT	339.96
22/09/2017	EF054376	MARY EVERUSS	STAFF REIMBURSEMENT - GLC BASKETBALL FINALS EXPENSES	56.85
22/09/2017	EF054377	DANIEL FRITCHLEY	DRAFTING SERVICES - BUSSELTON FORESHORE	2,015.00
22/09/2017	EF054378	OCEAN AIR CARPET CARE	CLEANING SERVICES - VARIOUS BUILDINGS	3,743.85
22/09/2017	EF054379	LEDA SECURITY PRODUCTS PTY LTD	CHAIN BARRIER SUPPLIER - ADMINISTRATION BUILDING	6,999.30
22/09/2017	EF054380	KITCHEN TAKEOVERS	CATERING - VARIOUS MEETINGS	1,119.50
22/09/2017	EF054381	SUSSEX TURF RENOVATION	TURF SPRAYING & VERGE SLASHING - VARIOUS	2,249.75
22/09/2017	EF054382	GW & JD BURGESS	HOLIDAY HOME FEE REFUND - APPLICATION CANCELLED	364.00
22/09/2017	EF054383	WILLIAM SPEECHLEY	REFUND ANIMAL TRAP BOND	100.00
22/09/2017	EF054384	MARGARET RIVER PROVEDORE	REFUND ANIMAL TRAP BOND	100.00
22/09/2017	EF054385	BRIAN KINSON	REFUND FACILITY HIRE BOND & FEES - CRC	452.00
22/09/2017	EF054386	PIRMIN HODEL	STAFF REIMBURSEMENT - UNIFORM	543.50
22/09/2017	EF054387	BGC CONSTRUCTION PTY LTD	CONSTRUCTION SERVICES - WATER DAMAGE ADMIN BLD	957.00
22/09/2017	EF054388	WEST OZ LINEMARKING	LINE MARKING SERVICES	1,265.00
22/09/2017	EF054389	W A TREASURY CORPORATION	LOAN REPAYMENTS	780,950.20
22/09/2017	EF054390	COLES	COUNCIL, GLC & STAFF REFRESHMENTS	899.99
22/09/2017	EF054391	LAMP INC.	DONATION - PROCEEDS FROM MAYORAL PRAYER BREAKFAST	4,813.64
28/09/2017	EF054392	ELLIOTS IRRIGATION PTY LTD	IRON FILTER SERVICING	558.80
28/09/2017	EF054393	WALGA	WALGA TRAINING SERVICES	1,030.00
28/09/2017	EF054394	TRAFFIC FORCE	TRAFFIC MANAGEMENT SERVICES - VARIOUS LOCATIONS	22,717.74
28/09/2017	EF054395	LEGALWISE SEMINARS PTY LTD	EMPLOYEE TRAINING SERVICES	480.00
28/09/2017	EF054396	DEPARTMENT OF PREMIER & CABINET STATE LAW PUBLISH	ADVERTISING - SCHEME AMENDMENT	1,994.40

Date	Payment Ref.	Name	Description	Amount
28/09/2017	EF054397	HARLEY DYKSTRA	SURVEYING SERVICES - BUSSELTON WATER EASEMENT BMRRRA	1,622.50
28/09/2017	EF054398	BEYOND SAFETY	PROTECTIVE CLOTHING SUPPLIER	120.60
28/09/2017	EF054399	PAC FIRE	FIRE EQUIPMENT SUPPLIER	232.10
28/09/2017	EF054400	GOOD GUYS BUSSELTON	ELECTRICAL SUPPLIES - BUSSELTON DEPOT	261.00
28/09/2017	EF054401	ENVISIONWARE PTY LTD	LIBRARY SOFTWARE SERVICES	20,911.86
28/09/2017	EF054402	MULTICLEAN WA PTY LTD	CLEANING SERVICES	229.90
28/09/2017	EF054403	BUSSELTON HYDRAULIC SERVICES INC	HYDRAULIC SERVICES - BUSSELTON DEPOT	672.16
28/09/2017	EF054404	NEW DEK GUTTERS	ROOFING SERVICES - AGED HOUSING GUTTER CLEANING	4,312.00
28/09/2017	EF054405	XPANSE	COMPUTER EQUIPMENT SUPPLIER	1,100.00
28/09/2017	EF054406	FIRE & SAFETY WA	FIRE EQUIPMENT SUPPLIER	264.62
28/09/2017	EF054407	SOUTH WEST ZONE - WALGA	WALGA RESOLUTION SOUTH WEST ZONE - JUNE 2017	600.00
28/09/2017	EF054408	LEEUEWIN CIVIL PTY LTD	PLANT HIRE & PUMP STATION COMMISSIONING - VARIOUS	19,054.56
28/09/2017	EF054409	ADELPHI TAILORING COMPANY	PROTECTIVE CLOTHING SUPPLIER	88.00
28/09/2017	EF054410	METTLER TOLEDO LIMITED	DUNSBOROUGH WASTE FACILITY WEIGHBRIDGE SERVICE	2,546.50
28/09/2017	EF054411	JIGSAW SIGNS & PRINT	SIGNAGE SERVICES - VARIOUS	2,328.58
28/09/2017	EF054412	BUNBURY TRUCKS	PLANT PURCHASES / SERVICES / PARTS	348.81
28/09/2017	EF054413	STOCKER PRESTON	STRATA LEVY FEES & WATER CONSUMPTION	2,104.22
28/09/2017	EF054414	PHOENIX FOUNDRY PTY LTD	MEMORIAL PLAQUES SUPPLIER	243.10
28/09/2017	EF054415	ARBOR GUY	TREE MAINTENANCE SERVICES - BUSSELTON FORESHORE	2,717.00
28/09/2017	EF054416	OCP SALES	COMMUNICATION EQUIPMENT	125.99
28/09/2017	EF054417	BROWNES DAIRY	GLC KIOSK SUPPLIES	309.70
28/09/2017	EF054418	SOUTHERN HABITAT NURSERY	NURSERY SUPPLIES - PLANTS	24,024.00
28/09/2017	EF054419	DEPARTMENT OF TRANSPORT	VEHICLE OWNERSHIP SEARCHES	613.05
28/09/2017	EF054420	INTELLIGENZ PTY LTD	COMPUTER SOFTWARE SUPPLIER	7,398.93
28/09/2017	EF054421	LANDSAVE ORGANICS	COMPOST SUPPLIER - VARIOUS LOCATIONS	9,882.40
28/09/2017	EF054422	GROWING TOWARDS WELLNESS PTY LTD	FORESHORE REVEGETATION SERVICES - WONNERUP	1,980.00
28/09/2017	EF054423	GEOGRAPHE BAY FOOTBALL CLUB	KIDSPORT VOUCHER	1,550.00
28/09/2017	EF054424	PROFESSIONAL CABLING	CABLING SERVICES - ADMIN BUILDING	2,579.50
28/09/2017	EF054425	ST JOHN AMBULANCE	TRAINING SERVICES & FIRST AID SUPPLIES	922.05
28/09/2017	EF054426	BRIDGESTONE	TYRE SERVICES	680.71
28/09/2017	EF054427	WA EXTERNAL SOLUTIONS	ROOFING SERVICES - VARIOUS REPAIRS, ADMIN BLD AWNING	3,368.00
28/09/2017	EF054428	HEATLEYS SAFETY & INDUSTRIAL	HARDWARE & SAFETY EQUIPMENT SUPPLIER	4,967.93
28/09/2017	EF054429	BUSSELTON BEARING SERVICES	BEARING SUPPLIES	424.63
28/09/2017	EF054430	SETON AUSTRALIA	HARDWARE & STATIONERY SUPPLIER	458.69
28/09/2017	EF054431	WOODLANDS DISTRIBUTORS & AGENCIES PTY LTD	DOG BAG DISPENSERS (60)	6,530.70
28/09/2017	EF054432	MCLEODS BARRISTERS & SOLICITORS	LEGAL SERVICES - STANDING ORDERS LOCAL LAW	7,839.98
28/09/2017	EF054433	GEOGRAPHE FORD - BUSSELTON	VEHICLE PURCHASES / SERVICES / PARTS	310.00
28/09/2017	EF054434	VORGEE PTY LTD	PRO SHOP MERCHANDISE - GLC	666.60
28/09/2017	EF054435	BUSSELTON DISTRICT JUNIOR RUGBY CLUB INC	KIDSPORT VOUCHERS	960.00
28/09/2017	EF054436	PAY-PLAN PTY LTD	SALARY PACKAGING	274.27
28/09/2017	EF054437	ENVIRONEX INTERNATIONAL PTY LTD	POOL CHEMICALS FOR GLC	1,741.24
28/09/2017	EF054438	IRONMAN AUSTRALIA	GRANT 2017 IRONMAN	203,500.00

Date	Payment Ref.	Name	Description	Amount
28/09/2017	EF054439	ANNA FOLEY	EMPLOYEE WELLNESS SERVICES	1,230.00
28/09/2017	EF054440	SCOPE BUSINESS IMAGING	ELECTRONIC EQUIPMENT SERVICE	192.50
28/09/2017	EF054441	CAPEL HOCKEY CLUB	KIDSPORT VOUCHERS	950.00
28/09/2017	EF054442	COVS PARTS PTY LTD	AUTOMOTIVE PARTS	233.02
28/09/2017	EF054443	AUSTRALIAN PLANT WHOLESALERS	NURSERY SUPPLIES - PLANTS	2,750.00
28/09/2017	EF054444	GEOSPREAD	GREEN WASTE MULCHING	13,392.50
28/09/2017	EF054445	SURFING WESTERN AUSTRALIA	COMMUNITY BID 2017/18	2,750.00
28/09/2017	EF054446	CRANFORD PLUMBING PTY LTD	PLUMBING SERVICES	462.00
28/09/2017	EF054447	LUV A LOLLY	GLC KIOSK SUPPLIES	148.75
28/09/2017	EF054448	BUSSELTON AMATEUR BASKETBALL ASSOCIATION	KIDSPORT VOUCHER	280.50
28/09/2017	EF054449	BUKIDO TAIJUTSU	KIDSPORT VOUCHER	200.00
28/09/2017	EF054450	SONIC LOLLY	MUSICAL PERFORMANCES - ADMIN BUILDING FUNCTION	800.00
28/09/2017	EF054451	SMALL TREE FARM	NURSERY SUPPLIES - PLANTS	1,113.20
28/09/2017	EF054452	GREEN MAN MEDIA PRODUCTIONS	MEDIA PRODUCTIONS - CINEFEST OZ	385.00
28/09/2017	EF054453	SOUTH WEST PRINTING & PUBLISHING	ADVERTISING SERVICES - VARIOUS	2,810.00
28/09/2017	EF054454	JS ROADSIDE PRODUCTS	ROADSIDE PRODUCTS - GUIDE POSTS	6,633.00
28/09/2017	EF054455	MARGARET RIVER FENCING	FENCING SERVICES - VARIOUS	15,517.70
28/09/2017	EF054456	GRACE RECORDS MANAGEMENT (AUSTRALIA) PTY LTD	STORAGE SERVICES	455.44
28/09/2017	EF054457	SOUTH WEST EMPLOYEE ASSISTANCE PROGRAM	EMPLOYEE MEDICAL SERVICES	5,236.00
28/09/2017	EF054458	SUMMERS CONSULTING	MOSQUITO BREEDING MONITORING	2,836.68
28/09/2017	EF054459	ESPLANADE HOTEL FREMANTLE BY RYDGES	ACCOMMODATION - CONFERENCE ATTENDANCE	420.00
28/09/2017	EF054460	TOASTEES WETSUITS AUSTRALIA	SWIMMING INSTRUCTORS PROTECTIVE CLOTHING - GLC	420.00
28/09/2017	EF054461	PROTECTOR FIRE SERVICES	FIRE SERVICES - VARIOUS BUILDINGS	1,024.10
28/09/2017	EF054462	SEA CHANGE NEWS & GIFTS	LIBRARY RESOURCES - NEWSPAPERS	151.50
28/09/2017	EF054463	AUSTRALIAN INTERNATIONAL PEDAL PRIX INC	ACCOMMODATION - TRAINING ATTENDANCE	440.00
28/09/2017	EF054464	NATURAL AREA CONSULTING SERVICES	WEED CONTROL - MEELUP REGIONAL PARK	5,665.00
28/09/2017	EF054465	DUNSBOROUGH HARDWARE & HOME CENTRE	HARDWARE SUPPLIER	214.00
28/09/2017	EF054466	ADWARE FLAGS AND FLAGPOLES	INDOOR FLAGPOLES - ADMINISTRATION BUILDING	2,925.00
28/09/2017	EF054467	EFAX AUSTRALIA	FAX SERVICE PROVIDER	598.51
28/09/2017	EF054468	NSCO CONSULTING	EMPLOYEE TRAINING SERVICES	1,935.00
28/09/2017	EF054469	OFFICEMAX AUSTRALIA LTD	STATIONERY SUPPLIES	2,212.37
28/09/2017	EF054470	BUILT RIGHT APPROVALS	BUILDING SURVEYING SERVICES	264.00
28/09/2017	EF054471	DEPARTMENT OF HUMAN SERVICES	CHARGES FOR CENTREPAY FACILITY	120.78
28/09/2017	EF054472	BROADWATER FENCING	POWDERCOATING- ADMIN BUILDING & FORESHORE PROM.	2,412.00
28/09/2017	EF054473	ADVANCED DRIVEWAY SEALING	VARIOUS HIGH PRESSURE CLEANING & GRAFFITI REMOVAL	4,009.50
28/09/2017	EF054474	NAMES PLUS EMBROIDERY	EMBROIDERY SERVICES	25.00
28/09/2017	EF054475	QUICK CORPORATE AUSTRALIA	STATIONERY SUPPLIER	48.44
28/09/2017	EF054476	WAVES ENVIRONMENTAL PTY LTD	BUSSELTON GROUNDWATER INVESTIGATION	31,037.74
28/09/2017	EF054477	DYMOCKS - BUSSELTON	LIBRARY RESOURCES	340.62
28/09/2017	EF054478	FORTUS	EARTHMOVING PARTS - GRADER BLADES	4,047.08
28/09/2017	EF054479	SOUTH WEST SATELLITE TV & AUDIO	ANTENNA INSTALLATIONS - BUSSELTON JETTY TOURIST PARK	1,375.00
28/09/2017	EF054480	BROADWATER MEDICAL CENTRE	EMPLOYEE MEDICAL SERVICES	319.00

Date	Payment Ref.	Name	Description	Amount
28/09/2017	EF054481	BCP CIVIL & PLANT	BJTP MANAGEMENT FEE, SAND SUPPLY, PLANT HIRE - VARIOUS	114,671.23
28/09/2017	EF054482	CANCELLED	PROCESSING ERROR - CANCELLED	0.00
28/09/2017	EF054483	BCP LIQUID WASTE	LIQUID WASTE SERVICES	3,873.71
28/09/2017	EF054484	BUSSELTON PSYCHOLOGY SERVICES	EMPLOYEE MEDICAL SERVICES	198.00
28/09/2017	EF054485	SPYKER TECHNOLOGIES PTY LTD	COMMUNICATION CONDUIT ASSESSMENT - YOUTH BUILDING	726.00
28/09/2017	EF054486	NATURALISTE GLASS PTY LTD	BMRA NOISE AMELIORATION WORKS, VARIOUS GLASS MAINT.	1,952.46
28/09/2017	EF054487	WORK METRICS	SOFTWARE SERVICES	110.00
28/09/2017	EF054488	COLES.COM.AU	COUNCIL , GLC & STAFF REFRESHMENTS	1,452.20
28/09/2017	EF054489	D & A O'CONNOR FAMILY TRUST	CATERING SERVICES - EXHIBITIONS	398.80
28/09/2017	EF054490	MARGARET RIVER BUSSELTON TOURISM ASSOCIATION	PAYMENT FOR CAPEROC 2017 CABIN FEVER EVENT	11,000.00
28/09/2017	EF054491	EXPRESS HIAB SERVICE PTY LTD	TRANSPORT SERVICES	1,870.00
28/09/2017	EF054492	THE URBAN COFFEE HOUSE	CATERING - VARIOUS MEETINGS	520.50
28/09/2017	EF054493	EVERETT'S HOME AND YARD MAINTENANCE	MAINTENANCE SERVICES - VARIOUS	8,262.40
28/09/2017	EF054494	CREATIVE EIGHT STUDIO	DESIGN SERVICES - CORPORATE BUSINESS PLAN	1,671.50
28/09/2017	EF054495	LOTEX FILTER CLEANING SERVICE	PLANT FILTER CLEANING SERVICE	314.12
28/09/2017	EF054496	SPORTFIRST BUSSELTON	SPORTING PRODUCTS & PROTECTIVE CLOTHING SUPPLIER	816.08
28/09/2017	EF054497	TROPHIES ON TIME	NAME BADGE SUPPLIER	175.00
28/09/2017	EF054498	TRUE BLUE TURF	SUPPLY & LAY TURF - VASSE OVAL	100,694.00
28/09/2017	EF054499	MORE CAFE	COUNCIL CATERING	262.50
28/09/2017	EF054500	KLEENIT PTY LTD	GRAFFITI REMOVAL	163.90
28/09/2017	EF054501	CALIBRE PROFESSIONAL SERVICES PTY LTD	DESIGN SERVICES - BUSSELTON ROAD NETWORKS UPGRADE	20,264.75
28/09/2017	EF054502	APP CORPORATION PTY LTD	PROJECT MANAGEMENT SERVICES - BMRA	29,865.00
28/09/2017	EF054503	TYRECYCLE PTY LTD	TYRE RECYCLING	4,629.56
28/09/2017	EF054504	NATURALISTE HYGIENE SERVICES	HYGIENE SERVICES	550.00
28/09/2017	EF054505	STIHL SHOP DUNSBOROUGH	PLANT PURCHASES / SERVICES / PARTS	414.00
28/09/2017	EF054506	RIGHT FITNESS	FITNESS EQUIPMENT SERVICING - GLC	874.50
28/09/2017	EF054507	BARRY ALLEN ELECTRICAL SERVICES PTY LTD	ELECTRICAL SERVICES - VARIOUS LOCATIONS	7,019.65
28/09/2017	EF054508	BUSSELTON AUTO ELECTRICS	AUTO ELECTRICAL SERVICES	197.40
28/09/2017	EF054509	EVERLON BRONZE	MEMORIAL PLAQUES SUPPLIER	401.50
28/09/2017	EF054510	BUNBURY COFFEE MACHINES	COFFEE MACHINE SUPPLIES - GLC	1,405.00
28/09/2017	EF054511	BUSSELTON STOCKFEEDS & PET SUPPLIES	ENVIRONMENTAL HEALTH SUPPLIES	252.00
28/09/2017	EF054512	PVR INDUSTRIAL PTY LTD	SEWERAGE PIT SERVICING - DUNSBOROUGH WASTE FACILITY	321.75
28/09/2017	EF054513	THE PLANT SUPPLY CO	LANDSCAPING SUPPLIES - PLANTS & TRANSPORT	605.00
28/09/2017	EF054514	PC MACHINERY	EQUIPMENT SUPPLIER - SEA CONTAINER & PLANT PARTS	4,358.19
28/09/2017	EF054515	BATTERY WORLD BUNBURY	BATTERY DISPOSAL SERVICE	211.75
28/09/2017	EF054516	BUSSELTON DUNSBOROUGH MAIL	ADVERTISING SERVICES - VARIOUS	3,656.60
28/09/2017	EF054517	ABBEY BEACH RESORT	CATERING AND VENUE HIRE - MAYORAL PRAYER BREAKFAST	6,265.00
28/09/2017	EF054518	ABIGAIL COX	GLC KIOSK SUPPLIES	80.00
28/09/2017	EF054519	MDF CONSULTING & PROJECT MANAGEMENT	SOFTWARE SERVICES - TECHNOLOGY ONE	8,797.04
28/09/2017	EF054520	MOORE STEPHENS WA PTY LTD	RATE COMPARISON REPORT	214.50
28/09/2017	EF054521	ALINTA ENERGY	GAS SERVICES	948.30

Date	Payment Ref.	Name	Description	Amount
28/09/2017	EF054522	USCAPE GARDEN CENTRE	LANDSCAPING SUPPLIES	95.50
28/09/2017	EF054523	DOUTH CONTRACTING	PROPERTY & GARDEN MAINTENANCE - AGED HOUSING	2,180.20
28/09/2017	EF054524	CIRTEX AUSTRALIA LTD	LANDSCAPING SUPPLIES - TREE SUPPORT KITS	9,429.75
28/09/2017	EF054525	REDFISH TECHNOLOGIES PTY LTD	AUDIO VISUAL SUPPLIES	346.50
28/09/2017	EF054526	AL FORNO	COUNCIL CATERING	762.50
28/09/2017	EF054527	TIMBER INSIGHT	EMPLOYEE TRAINING SERVICES	264.00
28/09/2017	EF054528	CORSIGN WA PTY LTD	SIGNAGE SUPPLIER - VARIOUS	2,491.50
28/09/2017	EF054529	GEOGRAPHE COMMUNITY LANDCARE NURSERY	NURSERY SUPPLIES - PLANTS	1,015.00
28/09/2017	EF054530	ARTEZEN CAFE	VOUCHER - NCC BASKETBALL PREMIERS	225.00
28/09/2017	EF054531	INTERNATIONAL ON THE WATER HOTEL	ACCOMMODATION - TRAINING ATTENDANCE	248.00
28/09/2017	EF054532	SOUTH WEST SEASONS	GENERAL ADVERTISING	1,210.00
28/09/2017	EF054533	WELL DONE INTERNATIONAL PTY LTD	AFTERHOURS CALL CENTRE SERVICE	2,025.10
28/09/2017	EF054534	PREMIUM PUBLISHERS	ADVERTISING - CAPEROC EVENTS CALENDAR, ARTGEO	3,038.75
28/09/2017	EF054535	STALEY FOOD & PACKAGING	CLEANING CHEMICALS - VARIOUS BUILDINGS	5,500.50
28/09/2017	EF054536	KOOMAL DREAMING	WELCOME TO COUNTRY PERFORMANCE - ADMIN BUILDING OPENING	450.00
28/09/2017	EF054537	BAY SIGNS	SIGNAGE SERVICES - VARIOUS	1,014.30
28/09/2017	EF054538	COWARA CONTRACTORS PTY LTD	GRANITE ROCK SUPPLY & DELIVERY - PARKS & GARDENS	401.50
28/09/2017	EF054539	DUNSBOROUGH & DISTRICTS WATER CARTAGE	WATER CARTAGE SERVICES - RENDEZVOUS ROAD PROPERTIES	2,178.00
28/09/2017	EF054540	DUNSBOROUGH AND MARGARET RIVER DRIVEWAYS	RAMP CONSTRUCTION - DUNSBOROUGH MENS SHED	825.00
28/09/2017	EF054541	BUSSELTON REWINDS	PLANT PURCHASES/SERVICES / PARTS	459.25
28/09/2017	EF054542	INSTITUTE OF BUILDING TECHNOLOGY WESTERN AUSTRALIA	EMPLOYEE EDUCATION AND TRAINING	526.83
28/09/2017	EF054543	GEOBOX PTY LTD	VEHICLE CAMERAS - MONTHLY SERVICE FEE	165.00
28/09/2017	EF054544	SUPPER ROAD	CATERING - ADMINISTRATION BUILDING FORMAL OPENING	6,000.00
28/09/2017	EF054545	ROAD SIGNS AUSTRALIA	SIGNAGE SUPPLIES - VARIOUS	1,001.00
28/09/2017	EF054546	STATE 28 INTERIORS	GLC CAFÉ DESIGN & PRESENTATION	1,100.00
28/09/2017	EF054547	PLAN E	LANDSCAPE ARCHITECTURE - JETTY PRECINCT PLAYSPACE	13,686.75
28/09/2017	EF054548	OUTTA TOWN FIRST AID	FIRST AID TRAINING	240.00
28/09/2017	EF054549	WELLGEVITY	EMPLOYEE WELLNESS SERVICES	150.00
28/09/2017	EF054550	CABICO PTY LTD	CABINETRY AND JOINERY - COUNCIL CHAMBERS KITCHEN	760.52
28/09/2017	EF054551	AQUAVIVA CATERING	COUNCIL CATERING	914.00
28/09/2017	EF054552	SGS AUSTRALIA PTY LTD	LABORATORY ANALYSIS - BUSSELTON WASTE FACILITY	7,645.00
28/09/2017	EF054553	ANDREW SEMARK PHOTOGRAPHY	PHOTOGRAPHY SERVICE - PRIME MINISTER'S VISIT	520.00
28/09/2017	EF054554	VITACO HEALTH AUSTRALIA PTY LTD	GLC KIOSK SUPPLIES	147.38
28/09/2017	EF054555	Q CLICK TRAINING	DOMAIN NAME SERVICES	33.00
28/09/2017	EF054556	NATURALISTE FAMILY PLAYGROUP INC	RESOURCES - CUPPA WITH A SERVICE	100.00
28/09/2017	EF054557	BUSSELTON FAMILY PLAYGROUP	RESOURCES - CUPPA WITH A SERVICE	100.00
28/09/2017	EF054558	BAYTHE LINEN AND LAUNDRY	SUPPLY OF CLEAN LINEN - BJTP	395.73
28/09/2017	EF054559	MEDIBED SERVICES	SERVICE OF HOISTS - GLC	657.80
28/09/2017	EF054560	SUSSEX TURF RENOVATION	FERTILISING FIELDS - VARIOUS LOCATIONS	9,762.45
28/09/2017	EF054561	AUBREY SMITH	ANIMATION FOR BIKE SAFETY CAMPAIGN	2,500.00
28/09/2017	EF054562	REVOLUTION APPS PTY LTD	E-COMMERCE - COMPOST REVOLUTION	330.00
28/09/2017	EF054563	ADVANCED DRIVEWAY SEALING	HIGH PRESSURE CLEANING - VARIOUS LOCATIONS	2,470.00

Date	Payment Ref.	Name	Description	Amount
28/09/2017	EF054564	WANNEROO PLANT FARM	LANDSCAPING SUPPLIES - PLANTS	237.60
28/09/2017	EF054565	MCINTOSH & SON	PLANT PURCHASES/SERVICES/PARTS	393.76
28/09/2017	EF054566	ANSTEE EARTHMOVING CO	RELOCATION OF BJTP CABIN TO AIRPORT	3,080.00
28/09/2017	EF054567	HOLIDAY INN MELBOURNE ON FLINDERS	ACCOMMODATION - TRAINING ATTENDANCE	654.50
28/09/2017	EF054568	PRIME MEDIA GROUP LTD	ADVERTISING SERVICES - GLC	1,471.80
28/09/2017	EF054569	BEACHSIDE BUILDING & MAINTENANCE	BUILDING WORKS - ADMIN STORAGE ROOM, DEPOT TRAINING ROOM	14,273.00
28/09/2017	EF054570	THE SEBEL BUSSELTON	ACCOMMODATION - TRAINING	429.00
28/09/2017	EF054571	ITALIA STONE GROUP	GRANITE ROCK SUPPLY - BSN JETTY SEAWALL	5,896.00
28/09/2017	EF054572	MICK O'GRADY	BJTP REFUND FEE	100.00
28/09/2017	EF054573	ARROW BRONZE	MEMORIAL PLAQUES SUPPLIER	993.08
28/09/2017	EF054574	J D'AGOSTINO & S LUFF ARCHITECTS	CONTRACT ADMINISTRATION - YOUTH BUILDING	1,705.00
28/09/2017	EF054575	PK COURIERS	COURIER SERVICES	475.20
28/09/2017	EF054576	DOTS POTS & OFFICE FURNITURE	OFFICE FURNITURE SUPPLIER - ADMIN BUILDING WHITEBOARDS	3,325.00
28/09/2017	EF054577	BUSSELTON TOYOTA	VEHICLE PURCHASES / SERVICES / PARTS	1,921.75
28/09/2017	EF054578	BELL FIRE EQUIPMENT CO	FIRE EQUIPMENT SUPPLIER	346.50
28/09/2017	EF054579	GILS MOWING	MAINTENANCE SERVICES - AGED HOUSING	1,215.00
28/09/2017	EF054580	BOC GASES AUSTRALIA LTD	MOSQUITO MONITORING SUPPLIES	12.85
28/09/2017	EF054581	CJD EQUIPMENT PTY LTD	PLANT PURCHASES / SERVICES / PARTS	2,338.77
28/09/2017	EF054582	WOOD & GRIEVE ENGINEERS	DESIGN SERVICES - PORT GEOGRAPHE BOAT TRAILER CARPARK	11,534.60
28/09/2017	EF054583	DAVID GRAY & CO	GREEN BINS & PARTS SUPPLIER	765.60
28/09/2017	EF054584	CHRISTIE PARKSAFE	PARK FURNITURE SUPPLIER - BBQ REPLACEMENT	17,285.18
28/09/2017	EF054585	AC FORSTER & SON	PLUMBING SERVICES	140.00
28/09/2017	EF054586	FENNESSY'S	VEHICLE PURCHASES / SERVICES / PARTS	36,386.76
28/09/2017	EF054587	FTE ENGINEERING	METAL FABRICATION & REPAIR - VARIOUS	2,452.45
28/09/2017	EF054588	GEOGRAPHE TIMBER & HARDWARE	HARDWARE SUPPLIES	2,858.67
28/09/2017	EF054589	MALATESTA ROAD PAVING & HOTMIX	ROAD HOTMIX / PAVING SERVICES - VARIOUS LOCATIONS	68,744.10
28/09/2017	EF054590	BUCHER MUNICIPAL PTY LTD	ENGINEERING - PLANT SPARES & SERVICING	1,753.07
28/09/2017	EF054591	NICHOLLS MACHINERY	PLANT PURCHASES / SERVICES / PARTS	2,501.10
28/09/2017	EF054592	ROYAL LIFE SAVING SOCIETY - AUSTRALIA	SWIMMING CERTIFICATES & REGISTRATION RENEWAL	810.60
28/09/2017	EF054593	LANDGATE CUSTOMER ACCOUNT	LAND INFORMATION AND TITLE SEARCHES	834.90
28/09/2017	EF054594	HANSON CONST. MATERIALS PTY LTD	CONCRETE SERVICES - POSSUM PARK	484.00
28/09/2017	EF054595	RAECO INTERNATIONAL PTY LTD	LIBRARY RESOURCES	294.98
28/09/2017	EF054596	HOLCIM (AUSTRALIA) PTY LTD	CONCRETE SERVICES - POSSUM PARK & JETTY WAY	8,908.68
28/09/2017	EF054597	WESTERN POWER CORPORATION	ELECTRICAL SERVICES - LAYMAN RD STREET LIGHTING	448,442.00
28/09/2017	EF054598	ERS AUSTRALIA PTY LTD	MAINTENANCE PARTS WASHER	903.10
28/09/2017	EF054599	AMD CHARTERED ACCOUNTANTS	AUDIT SERVICES - BMRA PROJECT FUNDING	1,980.00
28/09/2017	EF054600	BUSSELTON RETRAVISION	ELECTRICAL APPLIANCES - COUNCIL CATERING	1,401.10
28/09/2017	EF054601	LANDGATE (VALUER GENERAL'S OFFICE)	LAND REVALUATIONS & INTERIM VALUATIONS	3,511.66
28/09/2017	EF054602	PENDREY AGENCIES P/L	CHEMICAL / RURAL SUPPLIES - VARIOUS	9,552.50
28/09/2017	EF054603	WINC AUSTRALIA PTY LTD	STATIONERY SUPPLIER	1,965.86
28/09/2017	EF054604	GALVINS PLUMBING PLUS	PLUMBING SUPPLIES	198.00
28/09/2017	EF054605	BUSSELTON MOTORS (MITSUBISHI/MAZDA)	VEHICLE PURCHASES / SERVICES / PARTS	594.80

Date	Payment Ref.	Name	Description	Amount
28/09/2017	EF054606	COURIER AUSTRALIA	COURIER SERVICES	352.28
28/09/2017	EF054607	THINK WATER DUNSBOROUGH	RETICULATION SERVICES	296.19
28/09/2017	EF054608	JACKSON'S DRAWING SUPPLIES	ART EQUIPMENT SUPPLIES - ARTGEO WORKSHOP	294.10
28/09/2017	EF054609	CARRAMAR COASTAL NURSERY	NURSERY SUPPLIES - PLANTS	2,255.00
28/09/2017	EF054610	AUSTRALIA POST	POSTAL SERVICE	7,534.95
28/09/2017	EF054611	ROD'S AUTO ELECTRICS	AUTO ELECTRICAL SERVICES	1,611.26
28/09/2017	EF054612	OTIS ELEVATOR COMPANY PTY LTD	ELEVATOR MAINTENANCE - CRC	1,421.75
28/09/2017	EF054613	BUSSELTON TELEPHONES & TECHNOLOGY	EQUIPMENT PURCHASES - GLC	94.90
28/09/2017	EF054614	SW PRECISION PRINT	PRINTING SERVICES - VARIOUS	7,820.00
28/09/2017	EF054615	PRESTIGE PRODUCTS	HOSPITALITY & CLEANING EQUIPMENT SUPPLIER	865.81
28/09/2017	EF054616	SOUTH WEST ISUZU	PLANT PURCHASES / SERVICES / PARTS	8,098.82
28/09/2017	EF054617	BLACKWOODS	FLEET CONSUMABLES & MAINTENANCE PARTS	4,743.65
28/09/2017	EF054618	REPCO AUTO PARTS	PLANT PURCHASES / SERVICES / PARTS	3,745.67
28/09/2017	EF054619	ACTIV FOUNDATION INC	RESERVE MAINTENANCE SERVICES, SHREDDING, LITTER PICKING	18,693.40
28/09/2017	EF054620	BUSSELTON PEST & WEED CONTROL	WEED CONTROL SERVICES - VARIOUS LOCATIONS	28,303.99
28/09/2017	EF054621	ALL BUSSELTON GAS & PLUMBING SERVICE	PLUMBING SERVICES - AGED HOUSING	874.55
28/09/2017	EF054622	MILDWATERS ELECTRICAL	ELECTRICAL SERVICES - VARIOUS	1,669.74
28/09/2017	EF054623	WESTRAC EQUIPMENT P/L	PLANT PURCHASES / SERVICES / PARTS	7,457.25
28/09/2017	EF054624	BUSSELTON BUILDING PRODUCTS	BUILDING PRODUCT SUPPLIER	2,092.95
28/09/2017	EF054625	LAWRENCE & HANSON	HARDWARE & PROTECTIVE CLOTHING SUPPLIES	1,362.50
28/09/2017	EF054626	B & B STREET SWEEPING	STREET SWEEPING SERVICE - VARIOUS LOCATIONS	57,463.89
28/09/2017	EF054627	WORK CLOBBER	PROTECTIVE CLOTHING SUPPLIER	938.65
28/09/2017	EF054628	AMITY SIGNS	SIGNAGE SERVICES	74.25
28/09/2017	EF054629	DEPARTMENT OF FIRE AND EMERGENCY SERVICES	FIRE AND EMERGENCY SERVICES LEVY QUARTER 1	633,704.70
28/09/2017	EF054630	TOTAL EDEN PTY LTD	VARIOUS RETICULATION SUPPLIES - AUGUST 2017	3,418.97
28/09/2017	EF054631	BRAD SCOTT ELECTRICS	ELECTRICAL SERVICES - VARIOUS	17,983.33
28/09/2017	EF054632	KLEENHEAT GAS	GAS SERVICES	1,768.07
28/09/2017	EF054633	BUNNINGS BUILDING SUPPLIES	HARDWARE SUPPLIES	2,186.49
28/09/2017	EF054634	ELLENBY TREE FARM PTY LTD	NURSERY SUPPLIES - TREES	3,091.00
28/09/2017	EF054635	BENARA NURSERY	NURSERY SUPPLIES - PLANTS	7,175.86
28/09/2017	EF054636	BUSSELTON REFRIGERATION & AIRCONDITIONING	DEGASSING SERVICES - WASTE FACILITIES	2,130.00
28/09/2017	EF054637	CAMPBELLS	GLC KIOSK PURCHASES	329.14
28/09/2017	EF054638	SOUTHWEST TYRE SERVICE	PLANT TYRE SUPPLIER / REPAIRER	16,184.25
28/09/2017	EF054639	ANIMAL CARE EQUIP & SERVICES AUST P/L	ANIMAL CARE SUPPLIES	168.84
28/09/2017	EF054640	CHUBB FIRE & SECURITY PTY LTD	FIRE EQUIPMENT PURCHASES - EXTINGUISHERS AND SERVICING	6,078.60
28/09/2017	EF054641	SIGMA COMPANIES GROUP PTY LTD	GLC POOL CHEMICALS	580.54
28/09/2017	EF054642	MINTER ELLISON LAWYERS	LEGAL SERVICES - EMPLOYEE/INDUSTRIAL RELATIONS	3,443.00
28/09/2017	EF054643	BAREFOOT BOOKS	LIBRARY RESOURCES	440.52
28/09/2017	EF054644	CARDNO (WA) PTY LTD	CONSULTANCY SERVICES - VARIOUS PROJECTS	9,583.75
28/09/2017	EF054645	GLOBE AUSTRALIA PTY LTD	MOSQUITO CONTROL SUPPLIES - ENVIRONMENTAL HEALTH	16,632.00
28/09/2017	EF054646	ACROMAT	SPORT EQUIPMENT SUPPLIER	33.00
28/09/2017	EF054647	TECHNOLOGY ONE LIMITED	SOFTWARE SERVICES	30,468.90

Date	Payment Ref.	Name	Description	Amount
28/09/2017	EF054648	SOUTHERN MACHINING & MAINTENANCE	PLANT MAINTENANCE SERVICES	2,099.37
28/09/2017	EF054649	SOILS AINT SOILS	LANDSCAPING SUPPLIES - LATERITE	5,208.00
28/09/2017	EF054650	CARBONE BROS PTY LTD	CRUSHED LIMESTONE - VARIOUS LOCATIONS	10,689.02
28/09/2017	EF054651	TRUCKLINE	PLANT PURCHASES / SERVICES / PARTS	1,210.69
28/09/2017	EF054652	EARTH 2 OCEAN COMMUNICATIONS	COMMUNICATION SERVICES - RADIO REPAIRS	249.95
28/09/2017	EF054653	DUNSBOROUGH RURAL SUPPLIES	RURAL SUPPLIES - MEELUP REGIONAL PARK	138.50
28/09/2017	EF054654	JACK IN THE BOX CORPORATION PTY LTD	SIGNAGE DESIGN - CBD "BUSK STOP"	1,347.50
28/09/2017	EF054655	MALCOLM THOMPSON PUMPS	PUMP SERVICES	95.26
28/09/2017	EF054656	TYREPOWER BUSSELTON	PLANT TYRE SUPPLIER / REPAIRER	1,060.00
28/09/2017	EF054657	REECE PTY LIMITED	STORM MATER MATERIAL SUPPLIER	313.17
28/09/2017	EF054658	AUTO ONE	PLANT PURCHASES / SERVICES / PARTS	6,980.48
28/09/2017	EF054659	RICOH BUSINESS CENTRE	OFFICE EQUIPMENT SERVICES - PHOTOCOPYING	9,040.26
28/09/2017	EF054660	WREN OIL	WASTE OIL SERVICES	588.50
28/09/2017	EF054661	SUEZ RECYCLING & RECOVERY PTY LTD	WASTE MANAGEMENT SERVICES	313.50
28/09/2017	EF054662	CAPE CELLARS BUSSELTON	REFRESHMENTS - CIVIC AREA, FUNCTIONS, ARTGEO EXHIBITIONS	2,940.44
28/09/2017	EF054663	SPORTSWORLD OF WA	PRO SHOP MERCHANDISE - GLC	903.10
28/09/2017	EF054664	GLOBE SIGN CO.	SIGNAGE SERVICES - VARIOUS	753.50
28/09/2017	EF054665	VM VISIMAX	ANIMAL CARE & FIRE PROTECTION SUPPLIES - RANGERS	127.90
28/09/2017	EF054666	CROSS SECURITY SERVICES	SECURITY SERVICES TO CITY BUILDINGS	2,113.32
28/09/2017	EF054667	BURKE AIR	AIR CONDITIONING SERVICES	5,771.42
28/09/2017	EF054668	COCA COLA - AMATIL PTY LTD	GLC KIOSK PURCHASES	312.29
28/09/2017	EF054669	LOCK AROUND THE CLOCK	SECURITY SERVICES -VARIOUS LOCK & KEY SUPPLIES/REPAIRS	6,922.00
28/09/2017	EF054670	SURVCON PTY LTD	SURVEY SERVICES - CHAMBERS ROAD BRIDGE GUARDRAILS	770.00
28/09/2017	EF054671	GANNAWAYS CHARTER AND TOURS	BUS HIRE SERVICE	425.00
28/09/2017	EF054672	GRIFFITHS ENGINEERING PTY LTD	FUEL FACILITY INSPECTION - BMRRA	1,815.00
28/09/2017	EF054673	LMW SOUTH WEST	PROPERTY VALUATION SERVICES - FUEL SITE BMRRA	3,300.00
28/09/2017	EF054674	LEEUEWIN TRANSPORT	COURIER SERVICES	801.91
28/09/2017	EF054675	TRINITY COLLEGE AND CONFERENCE CENTRE	ACCOMODATION - TRAINING ATTENDANCE	780.00
28/09/2017	EF054676	FOXTEL CABLE TELEVISION PTY LTD	CABLE TV SUBSCRIPTION - GLC	210.00
28/09/2017	EF054677	GRASSIAS TURF MANAGEMENT	CRICKET PITCH MANAGEMENT SERVICES - BARNARD & BOVELL PARKS	3,680.41
28/09/2017	EF054678	HERBERT SMITH FREEHILLS	LEGAL SERVICES - COMMUNITY LEASE	2,943.42
28/09/2017	EF054679	GEOGRAPHE SAWS AND MOWERS	PLANT PURCHASES / SERVICES / PARTS	3,777.00
28/09/2017	EF054680	SAFE & SURE SECURITY PTY LTD	SECURITY SERVICES - ALARM OCCURRENCES	1,320.00
28/09/2017	EF054681	STRATAGREEN	NURSERY SUPPLIES - TREE RINGS	1,288.30
28/09/2017	EF054682	VINEPOWER MARGARET RIVER PTY LTD	LANDSCAPING SERVICES	550.00
28/09/2017	EF054683	RALPH BEATTIE BOSWORTH PTY LTD	QUANTITY SURVEYING SERVICES - YOUTH BUILDING	742.50
28/09/2017	EF054684	REFACE INDUSTRIES PTY LTD	LIBRARY RESOURCES	743.05
28/09/2017	EF054685	FPA AUSTRALIA	EMPLOYEE TRAINING SERVICES	2,600.00
28/09/2017	EF054686	BDA TREE LOPPING	VARIOUS VERGE PRUNING & TREE MAINTENANCE SERVICES	42,458.50
28/09/2017	EF054687	TRADE HIRE	PLANT HIRE & EQUIPMENT SERVICES	5,595.68
28/09/2017	EF054688	DOOR HARDWARE SOLUTIONS	HARDWARE SUPPLIES	354.26
28/09/2017	EF054689	ALLOY & STAINLESS PRODUCTS PTY LTD	PLANT PURCHASES / SERVICES / PARTS	1,111.79

Date	Payment Ref.	Name	Description	Amount
28/09/2017	EF054690	RMS (AUST) PTY LTD	SOFTWARE SERVICES	49.50
28/09/2017	EF054691	CAPE RURAL CONTRACTING	VERGE SLASHING SERVICES	742.50
28/09/2017	EF054692	GUARDIAN TACTILE SYSTEMS	TACTILE PAVING SUPPLIER - VARIOUS	3,509.97
28/09/2017	EF054693	PRIME EARTHMOVING BUSSELTON	EXCAVATOR & GRADER HIRE - VARIOUS ROAD MAINTENANCE	8,492.00
28/09/2017	EF054694	AMBERGATE PLUMBING	PLUMBING SERVICES - VARIOUS	2,646.47
28/09/2017	EF054695	JUICE PRINT	PRINTING SERVICES - VARIOUS	2,530.88
28/09/2017	EF054696	ALLEASING PTY LTD	LEASING PAYMENTS - GYMNASIUM EQUIPMENT	13,141.56
28/09/2017	EF054697	TRADE SALES	EQUIPMENT SUPPLIER - DUNSB. WASTE FACILITY CAGES	2,002.00
28/09/2017	EF054698	BROADWATER BRICK PAVING	PAVING SERVICES & BLOCKWORKS - VARIOUS	2,000.00
28/09/2017	EF054699	FAWNA INC	COMMUNITY BID 2017/18	5,000.00
28/09/2017	EF054700	SHORE COASTAL PTY LTD	COASTAL CONSULTANCY SERVICES - VARIOUS PROJECTS	26,213.00
28/09/2017	EF054701	DELL AUSTRALIA PTY LTD	COMPUTER EQUIPMENT SUPPLIER	154.00
28/09/2017	EF054702	HART SPORT	SPORT EQUIPMENT SUPPLIER	536.00
28/09/2017	EF054703	STRATEGEN ENVIRONMENTAL CONSULTANTS PTY LTD	CONSULTANCY SERVICES - STRATEGIC NETWORK CORRIDORS	15,676.73
28/09/2017	EF054704	CAPE DRYCLEANERS	LINEN CLEANING SERVICES	229.80
28/09/2017	EF054705	APRA LIMITED	LICENCE RENEWALS - GLC	2,279.10
28/09/2017	EF054706	HIP POCKET WORK WEAR AND SAFETY	UNIFORMS & PROTECTIVE CLOTHING	578.26
28/09/2017	EF054707	NEVERFAIL SPRINGWATER LTD	WATER REFILL SERVICE - DUNS WASTE FACILITY	180.30
28/09/2017	EF054708	PDF FOOD SERVICES PTY LTD	GLC KIOSK PURCHASES	1,151.45
28/09/2017	EF054709	T-QUIP	MOWER PARTS & SERVICE	1,744.55
28/09/2017	EF054710	LOCAL GOVERNMENT PROFESSIONALS AUSTRALIA (WA DIV)	EMPLOYEE TRAINING SERVICES	621.00
28/09/2017	EF054711	BEACHLANDS LAWNMOWING SERVICE	LAWN MOWING SERVICE	260.00
28/09/2017	EF054712	HIF	HEALTH INSURANCE	229.40
28/09/2017	EF054713	PAY-PLAN PTY LTD	SALARY PACKAGING	20,910.57
28/09/2017	EF054714	RENTAL MANAGEMENT AUSTRALIA PTY LTD	RENTAL LEASE AGREEMENT	800.00
28/09/2017	EF054715	GR & LC CHRISTIAN	RENTAL LEASE AGREEMENT	1,200.00
28/09/2017	EF054716	STOCKER PRESTON	RENTAL LEASE AGREEMENT	1,060.00
28/09/2017	EF054717	AUSTRALIAN TAXATION OFFICE	PAYG TAXATION	196,040.00
28/09/2017	EF054718	AUSTRALIAN SERVICES UNION	UNION FEES	82.35
28/09/2017	EF054719	HBH HEALTH LIMITED	MEDICAL INSURANCE	527.55
28/09/2017	EF054720	LOCAL GOV'T RACE COURSE & CEMETERY EMPLOYEES	UNION FEES	440.76
28/09/2017	EF054721	DEPUTY CHILD SUPPORT REGISTRAR	SALARY DEDUCTIONS	821.59
28/09/2017	EF054722	CITY OF BUSSELTON-SOCIAL CLUB	SOCIAL CLUB REIMBURSEMENT	200.00
28/09/2017	EF054723	STAFF CHRISTMAS CLUB	PAYROLL DEDUCTIONS	4,267.18
28/09/2017	EF054724	CLICKSUPER	SUPERANNUATION	146,747.18
29/09/2017	EF054725	PETA TUCK	STAFF REIMBURSEMENT - TRAINING	166.20
29/09/2017	EF054726	DANIEL FRITCHLEY	DRAFTING SERVICES - BUSSELTON FORESHORE	3,185.00
29/09/2017	EF054727	BORRELL RAFFERTY ASSOCIATES PTY LTD	QUANTITY SURVEYING - ADMINISTRATION BUILDING	3,300.00
29/09/2017	EF054728	BARBEQUES GALORE BUSSELTON	BARBEQUE SUPPLIER - ADMINISTRATION BUILDING	1,110.00
29/09/2017	EF054729	BCP CIVIL & PLANT	SAND SUPPLY - FORESHORE SAND RENOURISHMENT	6,596.11
29/09/2017	EF054730	KBR COMMERCIAL WA PTY LTD	CABINETRY WORK - ADMINISTRATION BUILDING COMMERCIAL KITCHEN	4,878.50
29/09/2017	EF054731	PRO CONSTRUCT	BUILDING CONSTRUCTION SERVICES - YOUTH BUILDING	285,070.00

Date	Payment Ref.	Name	Description	Amount
29/09/2017	EF054732	KATE WESTERN	STAFF REIMBURSEMENT - GLC VACATION CARE SUPPLIES	115.03
29/09/2017	EF054733	NBN CO LIMITED	NATIONAL BROADBAND SERVICES - PIT REMOVAL NAPOLEON PROM.	2,660.51
29/09/2017	EF054734	A CLASS LOCK AND SAFE PTY LTD	LOCKSMITH SERVICES - BUSSELTON WASTE FACILITY	550.00
29/09/2017	EF054735	TIFFANY SWEATMAN	STAFF REIMBURSEMENT - TRAINING	99.05
29/09/2017	EF054736	KITCHEN TAKEOVERS	CATERING - VARIOUS MEETINGS	825.00
29/09/2017	EF054737	MATHEW A CECE	BRICKWORK & FENCING SERVICES - AGED HOUSING	3,029.75
29/09/2017	EF054738	ILTJA NTJARRA MANY HANDS	ART SALES	1,600.50
29/09/2017	EF054739	WIDEBAND NETWORKS PTY LTD	NBN BROADBAND - DUNSBOROUGH LIBRARY	1,510.40
29/09/2017	EF054740	CLAIRE STOREY	REFUND OF PUBLIC OPEN SPACE BOOKING FEE - CANCELLED	71.55
29/09/2017	EF054741	ERS AUSTRALIA PTY LTD	MAINTENANCE PARTS WASHER	903.10
29/09/2017	EF054742	ZIPFORM	PRINTING SERVICES - RATES NOTICE FLYERS	2,683.42
29/09/2017	EF054743	BUSSELTON PEST & WEED CONTROL	PEST & WEED CONTROL SERVICES	603.35
29/09/2017	EF054744	COLES	COUNCIL, GLC & STAFF REFRESHMENTS	506.44
29/09/2017	EF054745	BRAECO SALES	PLUMBING SUPPLIES	142.56
29/09/2017	EF054746	MAXINE PALMER	STAFF REIMBURSEMENT - TRAINING	37.90
29/09/2017	EF054747	CATHERINE FINLAY	REFUND OF ANIMAL TRAP BOND	100.00
29/09/2017	EF054748	ERTECH PTY LTD	CONSTRUCTION - BSN F/SHORE COASTAL DEFENCES & JETTY PROM.	395,338.83
29/09/2017	EF054749	BCL GROUP PTY LTD	CARPARK CONSTRUCTION - GOOSE CARPARK	108,863.14
				7,008,710.02

INTERNAL PAYMENT VOUCHERS - SEPTEMBER 2017

7/09/2017	DD003228	CALTEX AUSTRALIA PETROLEUM PTY LTD	FUEL SERVICES	63,683.64
27/08/2017	DD003229	ANZ BANK - VISA CARD	CREDIT CARD PAYMENT \$24,013.23	
	DD003229	FACEBOOK ADVERTISING	ADVERTISING - SURVEY	\$31.54
	DD003229	FACEBOOK ADVERTISING	ADVERTISING - SURVEY	\$18.37
	DD003229	SAI GLOBAL	PUBLICATIONS - AUSTRALIAN STANDARDS	\$111.11
	DD003229	FRASER SUITES EAST PERTH	ACCOMMODATION: CONFERENCE ATTENDANCE	\$289.28
	DD003229	CITY OF PERTH	PARKING: IPWEA CONFERENCE ATTENDANCE	\$23.18
	DD003229	SWAN TAXIS	TRANSPORT: IPWEA CONFERENCE ATTENDANCE	\$12.18
	DD003229	SIMPLE ITALIAN PIZZERIA	MEAL EXPENSES: IPWEA CONFERENCE ATTENDANCE	\$194.50
	DD003229	CITY OF PERTH	PARKING: IPWEA CONFERENCE ATTENDANCE	\$23.18
	DD003229	CITY OF PERTH	PARKING: IPWEA CONFERENCE ATTENDANCE	\$23.18
	DD003229	HYATT REGENCY PERTH	ACCOMMODATION: IPWEA CONFERENCE ATTENDANCE	\$688.34
	DD003229	HYATT REGENCY PERTH	ACCOMMODATION: IPWEA CONFERENCE ATTENDANCE	\$680.22
	DD003229	HYATT REGENCY PERTH	ACCOMMODATION: IPWEA CONFERENCE ATTENDANCE	\$790.50
	DD003229	HYATT REGENCY PERTH	ACCOMMODATION: IPWEA CONFERENCE ATTENDANCE	\$744.50
	DD003229	DWER - WATER PERTH	CLEARING PERMIT - YELVERTON ROAD	\$200.00
	DD003229	FACEBOOK	ADVERTISING - GLC	\$206.89
	DD003229	HOLIDAY INN, PERTH	ACCOMMODATION: WA AIRPORTS ASSOCIATION MEETING ATTENDANCE	\$296.38
	DD003229	DOLPHIN QUAY APARTMENT	ACCOMMODATION: WA REGIONAL ARTS SUMMIT ATTENDANCE	\$30.03
	DD003229	DOLPHIN QUAY APARTMENT	ACCOMMODATION: WA REGIONAL ARTS SUMMIT ATTENDANCE	\$475.97
	DD003229	MANDURAH PERFORMING ARTS	REGISTRATION: WA REGIONAL ARTS SUMMIT ATTENDANCE	\$529.00

Date	Payment Ref.	Name	Description	Amount
	DD003229	DOLPHIN QUAY APARTMENT	REGISTRATION: WA REGIONAL ARTS SUMMIT ATTENDANCE	\$341.55
	DD003229	DOLPHIN QUAY APARTMENT	ACCOMMODATION: REFUND	-\$126.50
	DD003229	PAYPAL KOGAN	COMPUTER EQUIPMENT SUPPLIER	\$357.00
	DD003229	PLE COMPUTERS	COMPUTER EQUIPMENT SUPPLIER	\$163.36
	DD003229	MWave.com.au	COMPUTER EQUIPMENT SUPPLIER	\$229.43
	DD003229	MAIL CHIMP	BAY TO BAY E-NEWSLETTER - JULY	\$195.74
	DD003229	HARRIS TECHNOLOGY	STATIONERY SUPPLIER - ARTGEO	\$219.93
	DD003229	PAYPAL KOGAN	COMPUTER EQUIPMENT SUPPLIER	\$327.00
	DD003229	APPLE ITUNES	ICLOUD STORAGE D/DEBIT	\$4.49
	DD003229	PAYPAL CABLE CHICK	COMPUTER EQUIPMENT SUPPLIER	\$110.06
	DD003229	EXCLAIMER LTD	COMPUTER EQUIPMENT SUPPLIER	\$735.95
	DD003229	WOWZA MEDIA SYSTEMS	SOFTWARE SERVICES - VIDEO STREAMING	\$2,607.67
	DD003229	PAYPAL, CABLE CHICK	COMPUTER EQUIPMENT SUPPLIER	\$36.85
	DD003229	LENTON BRAE	REFRESHMENTS - CIVIC AREA	\$564.00
	DD003229	SUSHIA (BROOKFIELD) PERTH	MEAL EXPENSES: LG WEEK ATTENDANCE	\$65.60
	DD003229	SUSHIA (BROOKFIELD) PERTH	MEAL EXPENSES: LG WEEK ATTENDANCE	\$262.40
	DD003229	THE TRUSTEE BAR	MEAL EXPENSES: LG WEEK ATTENDANCE	\$92.00
	DD003229	SFS PCEC 6189 PERTH	MEAL EXPENSES: LG WEEK ATTENDANCE	\$23.00
	DD003229	TOTAL BS & CO PTY LTD	MEAL EXPENSES: LG WEEK ATTENDANCE	\$14.21
	DD003229	DURTY NELLY'S, PERTH	MEAL EXPENSES: LG WEEK ATTENDANCE	\$38.67
	DD003229	DURTY NELLY'S, PERTH	MEAL EXPENSES: LG WEEK ATTENDANCE	\$77.33
	DD003229	WILSON PARKING, PERTH	PARKING: LG WEEK	\$60.48
	DD003229	AIRBNB	ACCOMMODATION: LGCOG CONFERENCE ATTENDANCE	\$645.35
	DD003229	EVENT BRITE (LG)	REGISTRATION: LGCOG CONFERENCE ATTENDANCE	\$671.00
	DD003229	AIRBNB	ACCOMMODATION: LGCOG CONFERENCE ATTENDANCE (REFUND)	-\$214.69
	DD003229	NATURALISTE TRAVEL	FLIGHTS: LGCOG CONFERENCE ATTENDANCE	\$1,250.36
	DD003229	LEMON TREE HOME	GREEN TASK FORCE RESOURCES	\$74.90
	DD003229	CITY OF BUNBURY	PARKING: COASTAL PLANNING & MANAGEMENT MEETING ATTENDANCE	\$4.20
	DD003229	SAI GLOBAL LTD	PUBLICATIONS - RISK MANAGEMENT	\$130.23
	DD003229	SAI GLOBAL LTD	PUBLICATIONS - RISK MANAGEMENT	\$2.08
	DD003229	PAYPAL DIEBACK WORK	REGISTRATION: DIEBACK CONFERENCE ATTENDANCE	\$180.00
	DD003229	KONNECT LEARNING	REGISTRATION: SMART CITIES SUMMIT ATTENDANCE	\$2,463.12
	DD003229	OFFICEWORKS, BUNBURY	COMPUTER EQUIPMENT SUPPLIER	\$75.71
	DD003229	PAN PACIFIC, PERTH	ACCOMMODATION: OSH CONFERENCE ATTENDANCE	\$282.07
	DD003229	AVENTEDGE	EMPLOYEE TRAINING SERVICES	\$2,308.90
	DD003229	SAI GLOBAL	EYEWASH SUPPLIER - BUSSELTON DEPOT	\$142.99
	DD003229	CITADINES	ACCOMMODATION: LG WEEK ATTENDANCE	\$384.18
	DD003229	TIM WHITTY KITCHEN	REFRESHMENTS - ADMIN BUILDING OPEN DAY	\$145.50
	DD003229	CITADINES	ACCOMMODATION: LG WEEK ATTENDANCE	\$620.75
	DD003229	CITADINES	ACCOMMODATION: LG WEEK ATTENDANCE	\$576.27
	DD003229	CITADINES	ACCOMMODATION: LG WEEK ATTENDANCE	\$604.07
	DD003229	ASIC POST MELBOURNE	BUSINESS NAME REGISTRATION: BUSSELTON JETTY TOURIST PARK	\$82.00

Date	Payment Ref.	Name	Description	Amount
	DD003229	AUSTRALIND MEDICAL CENTRE	EMPLOYEE MEDICAL SERVICES	\$190.00
	DD003229	ID WAREHOUSE	ID EQUIPMENT SUPPLIER - BADGE HOLDERS (300)	\$184.47
	DD003229	TIM WHITTY KITCHEN	COFFEE: PUBLIC UTILITY PROVIDERS	\$36.00
	DD003229	LEEDERVILLE CAMERAS	CAMERA EQUIPMENT SUPPLIER - PUBLIC RELATIONS	\$1,064.00
	DD003229	TICKETBOOTH/CHAMBER OF COMMERCE	REGISTRATION: CCI HR CONFERENCE ATTENDANCE	\$341.20
1/09/2017	DD003230	ANZ BANK	BANK FEES	4,328.21
1/09/2017	DD003231	ANZ BANK	BANK FEES	460.35
1/09/2017	DD003232	LES MILLS ASIA PACIFIC	CONTRACT PROGRAM FEES - GLC	735.21
1/09/2017	DD003233	LES MILLS ASIA PACIFIC	CONTRACT PROGRAM FEES - NCC	551.41
1/09/2017	DD003234	KL ORROCK	CORRECTION OF BPAY PAYMENT: REFUND OF RATE OVERPAYMENT	2,393.89
4/09/2017	DD003235	COMMONWEALTH BANK	BANK FEES	8,925.25
11/09/2017	DD003236	RA & CB D'MELLO	CORRECTION OF BPAY PAYMENT: REFUND HOLIDAY HOME FEE	236.00
13/09/2017	DD003237	PAY 5	FORTNIGHTLY PAY	690,083.02
1/09/2017	DD003238	ANZ BANK	BANK FEES	13,128.66
6/09/2017	DD003239	ANZ BANK	BANK FEES	306.11
6/09/2017	DD003240	ANZ BANK	BANK FEES	124.10
13/09/2017	DD003241	SP KENT	CORRECTION OF BPOINT PAYMENT: REFUND OF RATE OVERPAYMENT	348.31
13/09/2017	DD003242	DALE ALCOCK HOMES	CORRECTION OF BPAY PAYMENT: REFUND OF BUILDING APP. OVERPAYMENT	814.35
15/09/2017	DD003243	RA KNOWLES	CORRECTION OF BPAY PAYMENT: REFUND OF RATE OVERPAYMENT	589.60
15/09/2017	DD003244	MADISON BUILDERS	CORRECTION OF BPAY PAYMENT: REFUND OF D/A FEE - CANCELLED	303.21
15/09/2017	DD003245	COMMONWEALTH BANK	BANK FEES	415.71
18/09/2017	DD003246	JUDY SLEIKER	CORRECTION OF BPAY PAYMENT: REFUND OVERPAYMENT HOLIDAY HOME	472.00
18/09/2017	DD003247	RA JONES	CORRECTION OF BPAY PAYMENT: REFUND OF RATE OVERPAYMENT	1,903.51
18/09/2017	DD003248	GA FITZROY	CORRECTION OF BPAY PAYMENT: REFUND OF RATE OVERPAYMENT	106.00
18/09/2017	DD003249	I & DJ CHRISTOPHERSEN	CORRECTION OF BPAY PAYMENT: REFUND OF RATE OVERPAYMENT	2,087.22
27/09/2017	DD003250	PAY 6	FORTNIGHTLY PAY	679,176.67
14/09/2017	DD003251	RH BERGHUIS	CORRECTION OF BPOINT PAYMENT: REFUND OF RATE OVERPAYMENT	579.15
14/09/2017	DD003252	AL HEIFETZ	CORRECTION OF BPOINT PAYMENT: REFUND OF RATE OVERPAYMENT	696.62
22/09/2017	DD003253	RL & LW PHILLIPS	CORRECTION OF BPOINT PAYMENT: REFUND OF RATE OVERPAYMENT	440.80
15/09/2017	DD003254	MARGARET RIVER PROVIDOE	CORRECTION OF BPOINT PAYMENT: REFUND HEALTH APP. OVERPAYMENT	202.00
20/09/2017	DD003255	DC JAGGER	CORRECTION OF BPAY PAYMENT: REFUND OF RATE OVERPAYMENT	2,264.67
25/09/2017	DD003256	SASSAFRASS DEVELOPMENTS	CORRECTION OF BPAY PAYMENT: REFUND OF RATE OVERPAYMENT	2,031.92
29/09/2017	DD003257	ANZ BANK	BANK FEES	15.00
				1,501,415.82

TRUST ACCOUNT - SEPTEMBER 2017

6/09/2017	007355	DEPARTMENT OF COMMERCE, BUILDING COMMISSION	REGISTRATIONS / LEVY PAYMENTS	18,620.45
6/09/2017	007356	CONSTRUCTION TRAINING FUND	BCITF LEVY	2,051.00
6/09/2017	007357	CITY OF BUSSELTON	BSL & CTF AUGUST 2017 COMMISSION	548.00
				21,219.45

7. GENERAL DISCUSSION ITEMS

8. NEXT MEETING DATE

Thursday 16 November 2017

9. CLOSURE