



Finance Committee Agenda

20 July 2017

ALL INFORMATION AVAILABLE IN VARIOUS FORMATS ON REQUEST

city@busselton.wa.gov.au


CITY OF BUSSELTON

MEETING NOTICE AND AGENDA – 20 JULY 2017

TO: THE MAYOR AND COUNCILLORS

NOTICE is given that a meeting of the Finance Committee will be held in the Council Committee Room on Thursday, 20 July 2017, commencing at 9.30am.

The attendance of Committee Members is respectfully requested.



MIKE ARCHER

CHIEF EXECUTIVE OFFICER

14 July 2017

CITY OF BUSSELTON

AGENDA FOR THE FINANCE COMMITTEE MEETING TO BE HELD ON 20 JULY 2017

TABLE OF CONTENTS

ITEM NO.	SUBJECT	PAGE NO.
1.	DECLARATION OF OPENING AND ANNOUNCEMENT OF VISITORS.....	4
2.	ATTENDANCE	4
3.	PUBLIC QUESTION TIME.....	4
4.	DISCLOSURE OF INTERESTS	4
5.	CONFIRMATION OF MINUTES	4
5.1	Minutes of the Finance Committee Meeting held 8 June 2017	4
6.	REPORTS	5
6.1	FINANCIAL ACTIVITY STATEMENTS - PERIOD ENDING 31 MAY 2017	5
6.2	LIST OF PAYMENTS MADE - MAY 2017	28
6.3	FINANCE COMMITTEE INFORMATION BULLETIN - JUNE 2017	49
7.	GENERAL DISCUSSION ITEMS	54
8.	NEXT MEETING DATE	54
9.	CLOSURE	54

1. DECLARATION OF OPENING AND ANNOUNCEMENT OF VISITORS

2. ATTENDANCE

Apologies

3. PUBLIC QUESTION TIME

4. DISCLOSURE OF INTERESTS

5. CONFIRMATION OF MINUTES

5.1 Minutes of the Finance Committee Meeting held 8 June 2017

RECOMMENDATION

That the Minutes of the Finance Committee Meeting held 8 June 2017 be confirmed as a true and correct record.

6. REPORTS

6.1 FINANCIAL ACTIVITY STATEMENTS - PERIOD ENDING 31 MAY 2017

SUBJECT INDEX:	Budget Planning and Reporting
STRATEGIC OBJECTIVE:	Governance systems, process and practices are responsible, ethical and transparent.
BUSINESS UNIT:	Finance and Corporate Services
ACTIVITY UNIT:	Finance and Corporate Services
REPORTING OFFICER:	Manager Financial Services - Kim Dolzadelli
AUTHORISING OFFICER:	Director, Finance and Corporate Services - Cliff Frewing
VOTING REQUIREMENT:	Simple Majority
ATTACHMENTS:	Attachment A Statement of Financial Activity as at 31 May 2017 ↓ Attachment B Investments Report as at 31 May 2017 ↓

PRÉCIS

Pursuant to Section 6.4 of the Local Government Act ('the Act') and Regulation 34(4) of the Local Government (Financial Management) Regulations ('the Regulations'), a local government is to prepare, on a monthly basis, a statement of financial activity that reports on the City's financial performance in relation to its adopted/ amended budget.

This report has been compiled to fulfil the statutory reporting requirements of the Act and associated Regulations, whilst also providing the Council with an overview of the City's financial performance on a year to date basis for the period ending 31 May 2017.

BACKGROUND

The Regulations detail the form and manner in which financial activity statements are to be presented to the Council on a monthly basis; and are to include the following:

- Annual budget estimates
- Budget estimates to the end of the month in which the statement relates
- Actual amounts of revenue and expenditure to the end of the month in which the statement relates
- Material variances between budget estimates and actual revenue/ expenditure/ (including an explanation of any material variances)
- The net current assets at the end of the month to which the statement relates (including an explanation of the composition of the net current position)

Additionally, and pursuant to Regulation 34(5) of the Regulations, a local government is required to adopt a material variance reporting threshold in each financial year. At its meeting of 21 July 2016, the Council adopted (C1607/160) the following material variance reporting threshold for the 2016/17 financial year:

That pursuant to Regulation 34(5) of the Local Government (Financial Management) Regulations, the Council adopts a material variance reporting threshold with respect to financial activity statement reporting for the 2016/17 financial year to comprise variances equal to or greater than 10% of the year to date budget amount as detailed in the Income Statement by Nature and Type/ Statement of Financial Activity report, however variances due to timing differences and/ or seasonal adjustments are to be reported on a quarterly basis.

STATUTORY ENVIRONMENT

Section 6.4 of the Local Government Act and Regulation 34 of the Local Government (Financial Management) Regulations detail the form and manner in which a local government is to prepare financial activity statements.

RELEVANT PLANS AND POLICIES

Not applicable.

FINANCIAL IMPLICATIONS

Any financial implications are detailed within the context of this report.

Long-term Financial Plan Implications

Any financial implications are detailed within the context of this report.

STRATEGIC COMMUNITY OBJECTIVES

This matter principally aligns with Key Goal Area 6 – ‘Open and Collaborative Leadership’ and more specifically Community Objective 6.1 - ‘Governance systems, process and practices are responsible, ethical and transparent’. The achievement of the above is underpinned by the Council strategy to ‘ensure the long term financial sustainability of Council through effective financial management’.

RISK ASSESSMENT

Risk assessments have been previously completed in relation to a number of ‘higher level’ financial matters, including timely and accurate financial reporting to enable the Council to make fully informed financial decisions. The completion of the monthly Financial Activity Statement report is a control that assists in addressing this risk.

CONSULTATION

Not applicable

OFFICER COMMENT

In order to fulfil statutory reporting requirements, and to provide the Council with a synopsis of the City’s overall financial performance on a full year basis, the following financial reports are attached hereto:

- **Statement of Financial Activity**

This report provides details of the City’s operating revenues and expenditures on a year to date basis, by nature and type (i.e. description). The report has been further extrapolated to include details of non-cash adjustments and capital revenues and expenditures, to identify the City’s net current position; which reconciles with that reflected in the associated Net Current Position report.

- **Net Current Position**

This report provides details of the composition of the net current asset position on a full year basis, and reconciles with the net current position as per the Statement of Financial Activity.

▪ Capital Acquisition Report

This report provides full year budget performance (by line item) in respect of the following capital expenditure activities:

- Land and Buildings
- Plant and Equipment
- Furniture and Equipment
- Infrastructure

▪ Reserve Movements Report

This report provides summary details of transfers to and from reserve funds, and also associated interest earnings on reserve funds, on a full year basis.

Additional reports and/or charts are also provided as required to further supplement the information comprised within the statutory financial reports.

COMMENTS ON FINANCIAL ACTIVITY TO 31 May 2017

Operating Activity

▪ Operating Revenue

As at 31 May 2017, there is a variance of -0.06% (-\$43K) in total operating revenue, with the following categories exceeding the 10% material variance threshold:

Description	2016/2017 Amended Budget	2016/2017 Amended Budget YTD	2016/2017 Actual	2016/17 YTD Bud (A) Variance \$	2016/17 YTD Bud (A) Variance %
Operating Grants, Subsidies and Contributions	5,171,217	4,130,973	4,936,893	805,920	19.51%
Interest Earnings	2,542,850	2,368,230	3,100,012	731,782	30.90%
Non-Operating Grants, Subsidies and Contributions	45,891,102	9,647,216	7,946,713	(1,700,503)	-17.63%
Profit on Asset Disposals	30,167	30,167	19,793	(10,374)	-34.39%

Operating Grants Subsidies and Contributions (+\$805)

- Busselton Jetty +\$417k. This is attributable to a budget timing difference associated with contributions received from BJECA for Busselton Jetty License fee.
- Human resources and payroll section +\$114k. This variance is mainly attributable to insurance recovered \$94k (which is partly offset by additional expenditure of \$64k).
- Meelup Regional Park +\$41k, attributable to a budget timing difference.
- Fire Prevention DFES +44k, attributable to a budget timing difference.
- Financial Services +\$31k, this is represented by +\$21k in LGIS dividend payment and +\$10k in insurance claims revenue.
- Operations Services Works +\$34k, this attributable to reimbursement of Workers Compensation payments.
- Miscellaneous Bridge Maintenance +\$22k, attributable to a budget timing difference.
- Airport Operations -\$41k, attributable to a budget timing difference.
- Occupation Health and Safety -\$14k, this is offset with nil expenditure.

Interest Earnings (+\$732K)

- Interest on municipal funds -\$70k.
- Interest on reserve funds +\$226k.
- Interest on restricted funds +\$491k.
- Late payment and instalment plan interest on rates +\$62k.

Non-Operating Grants, Subsidies and Contributions (-\$1,700K)

- Contributions received +\$456k. Contributions have no effect on the net current position as they are transferred to restricted cash and are utilised in the future for the purpose when received;
- Grants for Bushfire Brigades +\$661k, Dunsborough +\$111k and Sussex +\$551k this is offset with the addition of Donated Assets;
- Foreshore East-Youth Precinct Community Youth Building/SLSC -\$2,566k, please note that \$1,522k has been recognised in the month of June 2017;
- Main Roads - Direct Grants 2/3 Funded -\$674k, please note that +\$319k has been recognised in the month of June 2017;
- Roads to Recovery Funding +\$130k this in line with current expenditure levels on these projects namely Kaloorup Road;
- Bridges -\$183k Layman Road Bridge
- Footpath Busselton Bypass - Fairway to Kangaroo Gully -\$111k this in line with current expenditure levels on the project;
- Busselton Foreshore Stage 3: Toddler's Playground -\$140k this in line with current expenditure levels on the project;
- Airport development grant received +\$725k. Timing difference associated with the receipt of Federal funding for the development of the airport.

Operating Expenditure

As at 31 May 2017, there is a variance of +3.52% (+\$2,069K) in total operating expenditure, with the following categories exceeding the 10% material variance threshold:

Description	2016/2017 Amended Budget	2016/2017 Amended Budget YTD	2016/2017 Actual	2016/17 YTD Bud (A) Variance \$	2016/17 YTD Bud (A) Variance %
Materials & Contracts	(15,780,869)	(13,884,690)	(11,953,891)	1,930,799	13.91%
Other Expenditure	(3,099,864)	(2,641,034)	(2,214,609)	426,425	16.15%

Materials and Contracts (+\$1,931)

- By directorate, materials and contracts is showing the following variances at 31 May 2017;
 - Engineering and Works Services +\$984k
 - Community and Commercial Services +\$533k
 - Finance and Corporate Services +\$279K
 - Planning and Development Services +\$144k
 - Executive Services -\$10k

The variances are predominantly attributable to the following activities:

Engineering and Works Services

Description	Budget	Budget YTD	Actual YTD	Variance \$
Street Lighting Installations	(150,000)	(75,000)	(185,999)	(110,999)
Bsn Foreshore Precinct (not including Skate Park)	(158,250)	(145,068)	(254,500)	(109,432)
Busselton Transfer Station	(98,960)	(89,815)	(135,503)	(45,688)
Dunsborough Waste Facility	(165,520)	(147,147)	(188,403)	(41,256)
Transport - Fleet Management	(1,822,700)	(1,674,647)	(1,464,568)	210,079
Engineering Services Administration	(544,770)	(315,541)	(93,867)	221,674
Miscellaneous Bridge Maintenance	(312,000)	(286,000)	(19,576)	266,424
Road Maintenance Bal Of Budget	(360,900)	(330,825)	(62,695)	268,130
Port Geographe	(305,000)	(305,000)	0	305,000

Community and Commercial Services

Description	Budget	Budget YTD	Actual YTD	Variance \$
Iron Man	(18,000)	(16,500)	0	16,500
Art Geo Administration	(65,790)	(60,313)	(43,234)	17,079
Busselton Library	(95,396)	(86,742)	(68,395)	18,347
Community Services Administration	(69,810)	(67,843)	(31,829)	36,014
Geographe Leisure Centre	(394,275)	(366,873)	(321,795)	45,078
Kookaburra Caravan Park	(452,150)	(415,730)	(365,346)	50,384
Airport Operations	(325,520)	(306,048)	(170,015)	136,033
Property and Business Development	(281,670)	(216,529)	(23,845)	192,684

Finance and Corporate Services

Description	Budget	Budget YTD	Actual YTD	Variance \$
Human Resources & Payroll	(49,940)	(30,077)	(45,108)	(15,031)
Winderup Court Aged Housing	(23,120)	(16,754)	(10,016)	6,738
Winderup Villas Aged Housing	(52,250)	(44,956)	(37,358)	7,598
Property Services Administration	(19,140)	(11,958)	(1,793)	10,165
Financial Services	(83,540)	(76,582)	(65,834)	10,748
Occupational Health & Safety	(15,860)	(14,531)	(550)	13,981
Customer Services	(37,610)	(34,648)	(19,424)	15,224
Information & Communication Technology Services	(1,001,839)	(919,905)	(882,790)	37,115
Legal and Compliance Services	(196,985)	(172,293)	(123,605)	48,688
Business Systems	(538,516)	(494,391)	(377,178)	117,213

Planning and Development Services

Description	Budget	Budget YTD	Actual YTD	Variance \$
Analytical Services	(14,370)	(1,716)	(13,463)	(11,747)
Yallingup Rural Bushfire Brigade	(4,254)	(1,394)	(11,876)	(10,482)
Preventative Services - Mosquitoes	(85,382)	(55,454)	(64,847)	(9,393)
Environmental Management Administration	(135,300)	(69,152)	(31,218)	37,934
Implement Management Plans Other	(144,300)	(112,187)	(68,949)	43,238
Meelup Regional Park	(319,900)	(259,684)	(158,866)	100,818

Other Expenditure (+\$426K)

The variances are predominantly attributable to the following activities:

Description	Budget	Budget YTD	Actual YTD	Variance \$	Variance %
<u>Community and Commercial Services</u>					
Community Services Administration, namely Marketing & Promotion \$143k	(738,148)	(695,373)	(521,672)	173,701	-25%
<u>Executive Services</u>					
Office of the CEO, namely CAPEROC - Regional Development \$10k and CEO Discretionary Funding \$28k	(131,107)	(71,218)	(29,494)	41,724	-59%
Public Relations, namely Marketing & Promotions \$14k and Catering \$12k	(162,200)	(148,535)	(102,344)	46,191	-31%
Members of Council, namely Elected Members Refreshment & Functions \$25k, Elected Members Sitting Fees \$22k, Allowances - Mayor & Deputy \$8k, meeting expenses 17k and Elected members attire \$4k	(561,860)	(514,167)	(423,566)	90,601	-18%
<u>Finance and Corporate Services</u>					
Rates Administration, namely Rating Valuations	(105,000)	(96,250)	(83,605)	12,645	-13%
Winderlup Court Aged Housing, namely Payout of resident Funded Unit	(58,890)	(27,840)	(376)	27,464	-99%
Financial Services, Valuation Expenses	(82,600)	(40,000)	(167)	39,833	-100%
<u>Planning and Development Services</u>					
Environmental Management Administration, namely Biodiversity Incentive Rate Rebate	(14,950)	(250)	(17,466)	(17,216)	6886%
Planning Administration, namely Façade Refurbishment Policy	(51,000)	(25,913)	(6,230)	19,683	-76%
Total	(1,905,755)	(1,619,546)	(1,184,920)	434,626	-27%

Capital Activity▪ Capital Revenue

As at 31 May 2017, there is a variance of -10.21% (-\$6,065k) in total capital revenue, with the following categories exceeding the 10% material variance threshold:

Description	2016/2017 Amended Budget	2016/2017 Amended Budget YTD	2016/2017 Actual	2016/17 YTD Bud (A) Variance \$	2016/17 YTD Bud (A) Variance %
Transfer from Reserves	35,873,755	21,561,917	23,839,429	10.56%	2,277,512
Transfer from Restricted Assets	55,722,104	33,500,000	25,991,331	-22.41%	(7,508,669)
Proceeds from Sale of Assets	792,000	792,000	252,590	-68.11%	(539,410)
Proceeds from New Loans	3,650,000	3,500,000	3,214,000	-8.17%	(286,000)
Self-Supporting Loans - Repayment of Principal	91,040	67,772	58,923	-13.06%	(8,849)
	96,128,899	59,421,689	53,356,273	-10.21%	(6,065,416)

Note: Proceeds from New Loans (-\$286K not material based on percentage)

Transfer from Reserves (+\$2,277k)

Variations are shown below for specific Reserves; these variations are of a timing nature and are offset with Capital expenditure items.

- Civic and Administration Centre Construction Reserve (-\$1,978K);
- Port Geographe Waterways Management Reserve (SAR) -\$305k;
- New Infrastructure Development Reserve +\$198k;
- Community Development Contribution Reserve +\$717k;
- Infrastructure Asset Renewal Reserve +\$900k
- Waste Management Facility and Plant Reserve +\$2,745k;

Transfer from Restricted Assets (-\$7,508K)

- Timing difference relating to use of Airport and Foreshore grants -\$17,485k and -\$2,619k relating to the foreshore works. No impact to net current position.
- Movement of Community and Rec Facilities +\$7,323k, Vasse Diversion Drain +\$383k, Contribution to Works +\$211k, Aged Housing +\$846k from restricted assets into reserves. These movements were budgeted to occur in June 2017 but have mainly occurred in October and are timing in nature only. No impact to net current position.
- Bonds and Deposits +\$804k not budgeted. Timing in nature only as held on behalf of other entities and individuals.
- Government Grants +\$1,410k, no impact to net current position.
- Unspent Loans +\$1,617k, no impact to net current position.

Proceeds from Sale of Assets (-\$539K)

- The Proceeds from Sale of Assets category recognises the estimated sale or trade-in value of 'heavy and light' plant items budgeted to be replaced during the financial year. The current adverse variance is largely reflective of the timing difference in the lower Plant and Equipment capital expenditure on a year to date basis.

Proceeds from Loans (-\$286k)

- Difference relates to the delayed draw down of new loan for Dunsborough car parking as per budget timeline. This transaction does not affect the City's net current position as expenditure has not yet been incurred.

Self-Supporting Loans (-\$9k)

- Difference relates to the delayed draw down of new self-supporting loan as per budget timeline. This transaction does not affect the City's net current position.

- Capital Expenditure

As at 31 May 2017, there is a variance of +30% (+\$34,834K) in total capital expenditure, with the following categories exceeding the 10% material variance threshold:

Capital Expenditure	2016/2017 Actual	2016/2017 Amended Budget YTD	2016/17 YTD Bud (A) Variance	2016/17 YTD Bud (A) Variance
	\$	\$	\$	%
Land & Buildings	(20,497,859)	(23,299,102)	2,801,243	12%
Plant & Equipment	(1,582,865)	(3,154,662)	1,571,797	50%
Furniture & Equipment	(503,238)	(1,876,599)	1,373,361	73%
Infrastructure	(25,437,923)	(59,868,421)	34,430,498	58%
Subtotal	(48,021,885)	(88,198,784)	40,176,899	46%

Total Loan Repayments - Principal	(1,617,306)	(1,523,968)	(93,338)	-6%
Advances to Community Groups	(214,000)	(150,000)	(64,000)	-43%
Transfer to Restricted Assets	(5,309,614)	(1,137,763)	(4,171,851)	-367%
Transfer to Reserves	(24,498,591)	(23,485,807)	(1,012,784)	-4%
Subtotal	(31,639,511)	(26,297,538)	(5,341,973)	-20%
Grand Total	(79,661,396)	(114,496,322)	34,834,926	30%

The following table is a summary of Capital Expenditure items that have a variance of greater than \$200k; furthermore the attachments to this report include detailed listings of all capital expenditure (project) items, to assist further in reviewing specific variances. All capital expenditure variances are considered to have no impact expected against the net current position.

Description	2016/ 17 Actual	2016/17 Amended Budget YTD	Variance \$
Foreshore East-Youth Precinct Community Youth Building/SLSC	1,189,122	2,566,663	1,377,541
Milne Street Pavilion	1,340,618	1,741,154	400,536
Civic and Administration Centre Construction	13,637,071	14,498,704	861,633
Plant & Equipment	861,334	2,242,000	1,380,666
Administration Building- 2-16 Southern Drive	120,650	1,100,000	979,350
Major Projects - Busselton Foreshore	2,469,849	5,345,848	2,875,999
Dunsborough Town Centre Carparking	60	900,000	899,940
Bridges Construction	139	814,000	813,861
Administration Building Landscaping Works	70,256	412,500	342,244
Sanitation Infrastructure	2,537,199	3,252,535	715,336
Airport Development	9,804,105	34,534,203	24,730,098
Main Roads - Layman Road	106,133	719,500	613,367
Main Roads - Peel Terrace	47,006	397,573	350,567
Roads to Recovery Tom Cullity Drive	753,059	956,087	203,028
Council Roads Initiative Carter Road	149,600	395,087	245,487
Total	33,086,200	69,875,854	36,789,654

Transfers to Restricted Assets (-\$4,171)

The transfers to restricted assets budget comprises an estimation of funds that could potentially be received during the financial year, primarily from developer contributions. Due to the nature of the category, the annual budget allocation is spread evenly throughout the year. The performance in this activity does not have any direct impact on the surplus/deficit position, as revenue is recognised upon receipt and these funds are subsequently quarantined to restricted assets, essentially offsetting the initial transaction. Furthermore, the transfers to restricted assets category also include the payment of bonds and deposits, where no specific budget allocation is made for these funds.

The financial year to date variance of -\$4,129k is primarily attributable to the receipt of Community and Recreation Facilities -\$159k, Bonds and Deposit -\$593k receipt of interest in excess of budget attributable to the airport grant -\$370k and Unspent Loan funds -\$3,047k.

Investment Report

Pursuant to the Council's Investment Policy, a report is to be provided to the Council on a monthly basis, detailing the investment portfolio in terms of performance and counterparty percentage exposure of total portfolio. The report is also to provide details of investment income earned against budget, whilst confirming compliance of the portfolio with legislative and policy limits.

As at 31 May 2017, the value of the City's invested funds totalled \$94.7M, decreasing from \$101.5M as at 1st May. The decrease is due to funds being utilised for operational purposes including the Admin Building and Airport projects.

During the month of December \$24.5M in term deposit funds matured. Deposits totalling \$13.0M were renewed for an average of 109 days at an average rate of 2.50%. Deposits totalling \$11.5M were closed.

The balance of the 11am account (an intermediary account which offers immediate access to the funds compared to the term deposits and a higher rate of return compared to the cheque account) increased by \$3.5M due to funds from closed term deposits not being immediately required. The balance of the Airport development ANZ cash account increased by \$1.21M at month's end, with the balance fluctuating as term deposits are closed and then the funds utilised on the project.

The credit ratings of a large number of secondary banks within Australia were downgraded by a major rating agency during the month of April. Whilst the City does have deposits with two of the affected banks (Bendigo Bank and Bank of Queensland) current holdings remain below the maximum exposure permitted by the Investment Policy even subsequent to the downgrade. Accordingly no immediate adjustments to the portfolio mix are required; however this will continue to be monitored.

The RBA left official rates on hold during May and June with future rate movements are unclear at this stage.

CONCLUSION

As at 31 May 2017, the City's financial performance is considered satisfactory. Whilst current variances exist in some operational areas, these are primarily due to timing differences or are offset with matching income/expenditure, are not material in nature or are transactions that have no direct impact on the Net Current Position.

Acknowledging capital is presently tracking below year to date budget estimates the officer notes that whilst many items will be addressed in the month of June there is a likelihood that some of these items will need to be carried over into the coming 2017/2018 Municipal Budget.

OFFICER RECOMMENDATION

That the Council receives the statutory financial activity statement reports for the period ending 31 May 2017, pursuant to Regulation 34(4) of the Local Government (Financial Management) Regulations.

City of BusseltonStatement of Financial ActivityFor The Period Ending 31 May 2017

	2016/2017 Actual	2016/2017 Amended Budget YTD	2016/2017 Original Budget YTD	2016/2017 Amended Budget	2016/2017 Original Budget	2016/2017 YTD Bud (A) Variance
	\$	\$	\$	\$	\$	%
Revenue from Ordinary Activities						
Rates	41,984,873	41,854,504	41,854,504	41,899,310	41,899,310	0.31%
Operating Grants, Subsidies and Contributions	4,936,893	4,130,973	3,856,031	5,171,217	4,861,121	19.51%
Fees & Charges	14,728,151	14,739,811	14,739,811	15,598,955	15,598,955	-0.08%
Other Revenue	337,532	325,792	325,792	356,410	356,410	3.60%
Interest Earnings	3,100,012	2,368,230	2,368,230	2,542,850	2,542,850	30.90%
	65,087,461	63,419,310	63,144,368	65,568,742	65,258,646	2.63%
Expenses from Ordinary Activities						
Employee Costs	(25,135,953)	(25,564,905)	(25,540,295)	(27,868,335)	(27,838,725)	1.68%
Materials & Contracts	(11,953,891)	(13,884,690)	(13,705,396)	(15,780,869)	(15,575,365)	13.91%
Utilities (Gas, Electricity, Water etc)	(1,984,801)	(2,161,856)	(2,161,856)	(2,358,980)	(2,358,980)	8.19%
Depreciation on non current assets	(15,350,413)	(14,394,493)	(14,394,493)	(15,715,050)	(15,715,050)	-6.64%
Insurance Expenses	(650,427)	(714,302)	(714,302)	(716,772)	(716,772)	8.94%
Other Expenditure	(2,214,609)	(2,641,034)	(2,637,034)	(3,099,864)	(3,095,864)	16.15%
Allocations	1,754,787	1,734,224	1,734,224	1,942,110	1,942,110	-1.19%
	(55,535,307)	(57,627,056)	(57,419,152)	(63,597,760)	(63,358,646)	3.63%
Borrowings Cost Expense						
Interest Expenses	(964,334)	(975,888)	(975,888)	(1,318,330)	(1,318,330)	1.18%
	(964,334)	(975,888)	(975,888)	(1,318,330)	(1,318,330)	1.18%
Non-Operating Grants, Subsidies and Contributions	7,946,713	9,647,216	9,523,891	45,891,102	35,349,212	-17.63%
Profit on Asset Disposals	19,793	30,167	23,227	30,167	23,227	-34.39%
Loss on Asset Disposals	(144,037)	(110,061)	(94,761)	(110,061)	(94,761)	-30.87%
	7,822,469	9,567,322	9,452,357	45,811,208	35,277,678	-18.24%
Net Result	16,410,289	14,383,688	14,201,685	46,463,860	35,859,348	14.09%
Adjustments for Non-cash Revenue & Expenditure						
Depreciation	15,350,413	14,394,493	14,394,493	15,715,050	15,715,050	
Donated Assets	(707,219)	0	0	(14,388,800)	(13,800,000)	
(Profit)/Loss on Sale of Assets	124,244	79,894	71,534	79,894	71,534	
Allocations & Other Adjustments	(2,615)	0	0	0	0	
Deferred Pensioner Movements	(22,358)	0	0	0	0	
Recording of Employee Entitlements (Provisions)	(19,764)	(19,764)	(19,764)	(26,356)	(26,356)	
Deposit & Bonds Movements (cash backed)	(197,542)	0	0	0	0	
Capital Revenue & (Expenditure)						
Land & Buildings	(20,497,859)	(23,299,102)	(23,003,806)	(25,376,416)	(24,081,120)	12.02%
Plant & Equipment	(1,582,865)	(3,154,662)	(2,766,662)	(3,171,200)	(2,783,200)	49.82%
Furniture & Equipment	(503,238)	(1,876,599)	(1,799,874)	(1,987,322)	(1,910,597)	73.18%
Infrastructure	(25,437,923)	(59,868,421)	(59,476,993)	(75,772,807)	(66,504,042)	57.51%
Proceeds from Sale of Assets	252,590	792,000	609,000	792,000	609,000	-68.11%
Proceeds from New Loans	3,214,000	3,500,000	3,500,000	3,650,000	3,650,000	-8.17%
Self Supporting Loans - Repayment of Principal	58,923	67,772	67,772	91,040	91,040	-13.06%
Total Loan Repayments - Principal	(1,617,306)	(1,523,968)	(1,523,968)	(2,089,302)	(2,089,302)	-6.12%
Advances to Community Groups	(214,000)	(150,000)	(150,000)	(150,000)	(150,000)	-42.67%
Transfer to Restricted Assets	(5,309,614)	(1,137,763)	(1,137,763)	(11,301,200)	(11,301,200)	-366.67%
Transfer from Restricted Assets	25,991,331	33,500,000	33,500,000	55,722,104	55,722,104	-22.41%
Transfer to Reserves	(24,498,591)	(23,485,807)	(23,485,807)	(25,302,389)	(25,302,389)	-4.31%
Transfer from Reserves	23,839,429	21,561,917	21,312,121	35,873,755	35,052,041	10.56%
Opening Funds Surplus/ (Deficit)	1,178,089	1,178,089	1,178,089	1,178,089	1,178,089	
Net Current Position - Surplus / (Deficit)	5,808,414	(25,058,233)	(24,529,943)	0	0	

City of Busselton**Net Current Position****For The Period Ending 31 May 2017**

	2016/17 Actual	2016/17 Amended Budget	2016/17 Original Budget	2015/16 Actual
	\$	\$	\$	\$
<u>NET CURRENT ASSETS</u>				
<u>CURRENT ASSETS</u>				
Cash - Unrestricted	3,242,480	1,996,620	1,996,620	3,251,577
Cash - Restricted	92,462,040	57,606,309	58,428,023	112,598,579
Sundry Debtors	2,135,783	1,600,000	1,600,000	2,501,984
Rates Outstanding - General	1,370,266	1,550,000	1,550,000	787,186
Stock on Hand	16,543	20,000	20,000	20,420
	<u>99,227,112</u>	<u>62,772,929</u>	<u>63,594,643</u>	<u>119,159,746</u>
<u>LESS: CURRENT LIABILITIES</u>				
Bank Overdraft	0	0	0	0
Sundry Creditors	956,658	5,166,620	5,166,620	5,383,078
Performance Bonds	2,228,206	2,425,748	2,425,748	2,425,748
	<u>3,184,864</u>	<u>7,592,368</u>	<u>7,592,368</u>	<u>7,808,826</u>
Current Position (inclusive of Restricted Funds)	96,042,248	55,180,561	56,002,275	111,350,920
Add: Cash Backed Liabilities (Deposits & Bonds)	2,228,206	2,425,748	2,425,748	2,425,748
Less: Cash - Restricted Funds	(92,462,040)	(57,606,309)	(58,428,023)	(112,598,579)
<u>NET CURRENT ASSET POSITION</u>	<u><u>5,808,414</u></u>	<u><u>0</u></u>	<u><u>0</u></u>	<u><u>1,178,089</u></u>

City of Busselton

Capital Acquisition Report

Property, Plant & Equipment, Infrastructure

For the Period Ended 31 May 2017

Description	2016/17 Actual	2016/17 Amended Budget YTD	2016/17 Original Budget YTD	2016/17 Amended Budget	2016/17 Original Budget	2016/17 Budget YTD Variance
	\$	\$	\$	\$	\$	%
>> Property, Plant & Equipment						
Land						
10610 Property Services Administration	0	50,000	50,000	100,000	100,000	-100.00%
11156 Airport Development	2,357,235	2,200,000	2,200,000	2,400,000	2,400,000	7.15%
	2,357,235	2,250,000	2,250,000	2,500,000	2,500,000	4.77%
Buildings						
Major Projects						
Major Project - Busselton Foreshore						
B9570 Foreshore East-Youth Precinct Community Youth Building/SLSC	1,189,122	2,566,663	2,566,663	2,800,000	2,800,000	-53.67%
B9583 Railway House	1,043,348	906,785	906,785	989,216	989,216	15.06%
B9593 Milne Street Pavilion	1,340,618	1,741,154	1,491,358	1,876,736	1,626,940	-23.00%
B9600 Old Busselton Lighthouse	0	60,000	60,000	80,000	80,000	-100.00%
	3,573,087	5,274,602	5,024,806	5,745,952	5,496,156	-32.26%
Major Project - Administration Building						
B9010 Civic and Administration Centre Construction	13,637,071	14,498,704	14,498,704	14,498,715	14,498,715	-5.94%
	13,637,071	14,498,704	14,498,704	14,498,715	14,498,715	-5.94%
Buildings (Other)						
B9104 Willyabrup Brigade Shed	33,000	33,000	33,000	33,000	33,000	0.00%
B9111 Yallingup Rural Bush Fire Brigade	19,763	30,520	30,520	30,520	30,520	-35.25%
B9112 Ambergate Bushfire Brigade Shed	0	0	0	123,307	123,307	0.00%
B9113 Vasse Bushfire Brigade Appliance Bay Facility	43,793	45,500	0	45,500	0	-3.75%
B9300 Aged Housing Capital Improvements - Winderup	20,335	20,000	20,000	30,000	30,000	1.67%
B9301 Aged Housing Capital Improvements - Harris Road	0	10,000	10,000	20,000	20,000	-100.00%
B9302 Aged Housing Capital Improvements - Winderup Court (City)	0	20,000	20,000	40,000	40,000	-100.00%
B9406 Busselton Cemetery - Chapel	23,458	27,500	27,500	30,000	30,000	-14.70%
B9531 GLC - Sports Hall	99,153	87,087	87,087	95,000	95,000	13.86%
B9539 GLC - Roof Repairs	40,903	39,138	39,138	42,700	42,700	4.51%
B9556 NCC Internal Refurbishment	35,463	33,913	33,913	37,000	37,000	4.57%
B9566 GLC Pool Hall	24,797	36,113	36,113	39,400	39,400	-31.33%
B9591 Performing Arts Convention Centre	55,048	0	0	100,000	100,000	0.00%
B9594 Vasse Community Recreation Precinct	0	380,501	380,501	415,100	415,100	-100.00%
B9596 GLC Building Improvements	27,233	36,663	36,663	40,000	40,000	-25.72%
B9598 Dunsborough Library	15,146	22,187	22,187	24,200	24,200	-31.73%
B9599 Portable Toilets	28,094	20,000	20,000	20,000	20,000	40.47%
B9601 Meelup Shed	0	10,000	10,000	10,000	10,000	-100.00%
B9715 Airport Terminal Stage 1B	52,500	55,000	55,000	60,000	60,000	-4.55%
B9716 Airport Terminal Stage 2	245,854	0	0	1,000,000	0	0.00%
B9802 Kook Caravan Park Ablutions Refurbishment	24,403	91,663	91,663	100,000	100,000	-73.38%
B9804 Kook Park Home	75,220	162,435	162,435	171,022	171,022	-53.69%
B9805 Kook Park Kitchen	793	32,076	32,076	35,000	35,000	-97.53%
B9806 Kook Park Electrical Upgrade	65,508	82,500	82,500	90,000	90,000	-20.60%
	930,465	1,275,796	1,230,296	2,631,749	1,586,249	-27.07%
Total Buildings	18,140,624	21,049,102	20,753,806	22,876,416	21,581,120	-13.82%
Plant & Equipment						
10000 Members of Council	33,709	50,000	0	50,000	0	-32.58%
10001 Office of the CEO	94,235	90,000	90,000	90,000	90,000	4.71%
10115 Major Projects Administration	36,687	40,000	40,000	40,000	40,000	-8.28%
10251 Business Systems	32,936	35,000	35,000	35,000	35,000	-5.90%
10521 Human Resources & Payroll	70,218	75,000	0	75,000	0	-6.38%
10591 Geopraphe Leisure Centre	143,432	180,662	145,662	193,900	158,900	-20.61%
10600 Kookaburra Caravan Park	11,800	28,000	28,000	28,000	28,000	-57.86%
10805 Planning Administration	39,155	40,000	40,000	40,000	40,000	-2.11%
10830 Environmental Management Administration	34,769	35,000	0	35,000	0	-0.66%
10910 Building Services	33,205	35,000	35,000	35,000	35,000	-5.13%
10920 Environmental Health Services Administration	1,727	2,000	0	2,000	2,000	-13.64%
10922 Preventative Services - Mosquitoes	0	0	0	3,300	3,300	0.00%
10950 Animal Control	0	50,000	50,000	50,000	50,000	-100.00%
10980 Other Law, Order & Public Safety	0	50,000	50,000	50,000	50,000	-100.00%
11101 Engineering Services Administration	36,072	40,000	40,000	40,000	40,000	-9.82%
11107 Engineering Services Design	38,120	84,000	39,000	84,000	39,000	-54.62%
11150 Asset Management Administration	32,739	35,000	35,000	35,000	35,000	-6.46%

City of Busselton

Capital Acquisition Report

Property, Plant & Equipment, Infrastructure

For the Period Ended 31 May 2017

Description	2016/17 Actual	2016/17 Amended Budget YTD	2016/17 Original Budget YTD	2016/17 Amended Budget	2016/17 Original Budget	2016/17 Budget YTD Variance
11151 Airport Operations	0	3,000	3,000	3,000	3,000	-100.00%
11160 Busselton Jetty	0	0	0	0	0	0.00%
11401 Transport - Workshop	4,849	0	0	0	0	39.70%
11402 Plant Purchases (P10)	6,985	5,000	5,000	5,000	5,000	-90.71%
11403 Plant Purchases (P11)	40,300	434,000	434,000	434,000	434,000	-76.28%
11404 Plant Purchases (P12)	170,521	719,000	571,000	719,000	571,000	-40.27%
11500 Operations Services Administration	650,512	1,089,000	1,089,000	1,089,000	1,089,000	-1.61%
B1013 Dunsborough Bushfire Brigade	34,438	35,000	35,000	35,000	35,000	0.00%
B1022 Sussex Bushfire Brigade	0	0	0	0	0	0.00%
B1026 Yallingup Rural Bushfire Brigade	0	0	0	0	0	0.00%
G0030 Busselton Transfer Station	5,417	0	0	0	0	0.00%
G0031 Dunsborough Waste Facility	31,040	0	0	0	0	0.00%
	1,582,865	3,154,662	2,766,662	3,171,200	2,783,200	-49.82%
Furniture & Office Equipment						
10115 Major Projects Administration	0	73,337	73,337	80,000	80,000	-100.00%
10250 Information & Communication Technology Services	4,315	62,900	0	62,900	0	-93.14%
10251 Business Systems	220,639	347,413	347,413	379,000	379,000	-36.49%
10380 Busselton Library	8,200	11,670	11,670	11,670	11,670	-29.73%
10381 Dunsborough Library	15,615	16,200	16,200	16,200	16,200	-3.61%
10590 Naturaliste Community Centre	6,575	15,487	15,487	15,487	15,487	-57.55%
10591 Geographie Leisure Centre	5,258	56,017	56,017	68,840	68,840	-90.61%
10616 Winderup Villas Aged Housing	1,833	3,000	3,000	6,000	6,000	-38.91%
10617 Harris Road Aged Housing	0	1,750	1,750	3,500	3,500	-100.00%
10625 Art Geo Administration	12,642	11,837	11,837	12,000	12,000	6.80%
10700 Public Relations	2,450	0	0	0	0	0.00%
10850 Implement Management Plans Other	1,735	0	0	0	0	0.00%
10900 Cultural Planning	75,254	71,500	71,500	116,500	116,500	5.25%
10920 Environmental Health Services Administration	0	0	0	1,400	1,400	0.00%
11300 Sanitation Waste Services Administration	4,740	0	0	0	0	0.00%
11400 Transport - Fleet Management	1,888	0	0	0	0	0.00%
B1000 Administration Building- 2-16 Southern Drive	120,650	1,100,000	1,100,000	1,100,000	1,100,000	-89.03%
B1357 Railway House	20,030	105,488	91,663	113,825	100,000	-81.01%
G0030 Busselton Transfer Station	1,414	0	0	0	0	0.00%
	503,238	1,876,599	1,799,874	1,987,322	1,910,597	-73.18%
Sub-Total Property, Plant & Equipment	22,583,962	28,330,363	27,570,342	30,534,938	28,774,917	-20.28%
>> Infrastructure						
Major Project - Busselton Foreshore						
C0045 Busselton Foreshore Stage 3: Goose Car Park	37,401	183,337	183,337	200,000	200,000	-79.60%
C0046 Busselton Foreshore Stage 3: Central Car Park	107,684	137,500	137,500	150,000	150,000	-21.68%
C0048 Busselton Foreshore Site 3 Car Park	5,401	350,000	0	350,000	0	-98.46%
C3064 Foreshore Central - Coastal Defences (Jetty to Geo. Bay Rd)	1,082,981	1,833,337	1,833,337	2,000,000	2,000,000	-40.93%
C3107 Foreshore Central-Foreshore Promenade (Jetty to Geo Bay Rd)	461,967	1,008,337	1,008,337	1,100,000	1,100,000	-54.19%
C3133 Busselton Foreshore Contingency	1,352	83,138	83,138	90,700	90,700	-98.37%
C3140 Foreshore Water Supply and Services (Utilities)	886,754	1,100,000	1,100,000	898,927	898,927	-19.39%
C3148 Busselton Foreshore Stage 3: Foreshore Landscaping	186,581	366,663	366,663	400,000	400,000	-49.11%
C3149 Busselton Foreshore Stage 3: Remedial Works	22,658	45,837	45,837	50,000	50,000	-50.57%
C3150 Busselton Foreshore Stage 3: Toddler's Playground	5,044	158,587	158,587	173,000	173,000	-96.82%
C3151 Busselton Foreshore Stage 3: Jetty Way Pedestrian	561,632	508,772	508,772	555,030	555,030	10.39%
C3152 Busselton Foreshore Stage 3: Queen Street Abutment	0	458,337	458,337	500,000	500,000	-100.00%
C3153 Busselton Foreshore Stage 3: Possum Park	66,523	183,337	183,337	200,000	200,000	-63.72%
W0196 Busselton Foreshore Stage 3: Foreshore Parade West	450,085	641,663	641,663	700,000	700,000	-29.86%
W0197 Busselton Foreshore Stage 3: Queen St Upgrade	32,746	595,837	595,837	650,000	650,000	-94.50%
	3,908,808	7,654,682	7,304,682	8,017,657	7,667,657	-48.94%
Major Project - Administration Building						
C0043 Administration Building Carpark	30,974	224,587	224,587	245,000	245,000	-86.21%
	30,974	224,587	224,587	245,000	245,000	-86.21%
Busselton Jetty						
C3500 Busselton Jetty Refurbishment	5,794	18,660	18,660	18,660	18,660	-68.95%
	5,794	18,660	18,660	18,660	18,660	-68.95%
Footpaths Construction						
F0018 Marine Terrace Footpath	155,826	105,413	105,413	115,000	115,000	47.82%
F0031 Bussell Highway - Breden Street to Earnshaw Road	1,170	0	0	0	0	0.00%

City of BussetonCapital Acquisition ReportProperty, Plant & Equipment, InfrastructureFor the Period Ended 31 May 2017

Description	2016/17 Actual	2016/17 Amended Budget YTD	2016/17 Original Budget YTD	2016/17 Amended Budget	2016/17 Original Budget	2016/17 Budget YTD Variance
F0059 Brown Street Footpaths	0	0	53,889	0	58,788	0.00%
F0063 Yallingup Footpath	287	29,040	29,040	31,682	31,682	-99.01%
F0066 Bussell Highway Footpath Sections	579	185,163	185,163	202,000	202,000	-99.69%
F0068 Freycinet Drive Access	56,114	38,500	38,500	42,000	42,000	45.75%
F0069 Luke Way Guerin Street to David Drive	19,276	20,163	20,163	22,000	22,000	-4.40%
F0070 Strelly Street Community Garden Access	23,455	18,337	18,337	20,000	20,000	27.91%
F0071 Lou Weston Oval Shared Path	54,740	77,924	77,924	85,000	85,000	-29.75%
F0072 Alpha Road	39,141	113,092	0	113,092	0	-65.39%
	350,588	587,632	528,429	630,774	576,470	-40.34%
Drainage Construction - Street						
D0009 Busseton LIA - Geocatch Drain Partnership	0	15,000	15,000	30,000	30,000	-100.00%
D0010 Dunsborough / Busseton Drainage Upgrades	205,481	263,076	263,076	287,000	287,000	-21.89%
	205,481	278,076	278,076	317,000	317,000	-26.11%
Car Parking Construction						
C0035 Churchill Park Hardstand Area (Parking)	119,091	116,446	116,446	127,030	127,030	2.27%
C0036 Lou Weston / King St Foreshore Car Parking	34,502	2,101	2,101	2,287	2,287	1542.15%
C0044 Meelup Coastal Nodes - Carpark upgrade	2,952	0	0	85,670	85,670	0.00%
C0047 Dunsborough Town Centre Carparking	60	900,000	900,000	1,350,000	1,350,000	-99.99%
	156,605	1,018,547	1,018,547	1,564,987	1,564,987	-84.62%
Bridges Construction						
A0006 Roy Road - Bridge Construction - Bridge 3373A	0	0	0	69,000	69,000	0.00%
A0008 Layman Road Bridge - 3438	0	550,000	550,000	600,000	600,000	-100.00%
A0010 Queen Street Bridge 0240A	139	264,000	264,000	288,000	288,000	-99.95%
A0015 Metricup Road Bridge - 3354	0	0	0	912,000	912,000	0.00%
A0020 Ludlow Hithergreen Road Bridge - 3464	111,884	145,750	145,750	159,000	159,000	-23.24%
	112,023	959,750	959,750	2,028,000	2,028,000	-88.33%
Cycleways Construction						
F1008 Busseton Bypass - Strelly Street to Clydebank Avenue	0	0	49,775	0	54,304	0.00%
F1011 Navigation Way Armitage Drive to Lanyard Boulevard	96,048	105,413	105,413	115,000	115,000	-8.88%
F1014 Busseton Bypass - Fairway to Kangaroo Gully	9,816	117,887	117,887	128,600	128,600	-91.67%
F1017 Busseton Bypass Cycleway (Clydebank to Grace Court)	206,664	206,239	206,239	225,000	225,000	0.21%
F1018 Dunsborough Cycleway CBD to Our Lady of the Cape School	9,360	0	0	30,000	30,000	0.00%
	321,888	429,539	479,314	498,600	552,904	-25.06%
Townscape Construction						
C1024 Dunsborough Road Access Improvements Stage 1	631,879	451,000	451,000	492,000	492,000	40.11%
	631,879	451,000	451,000	492,000	492,000	40.11%
Boat Ramps Construction						
C1513 Port Geographe Boat Trailer Parking Layout Redevelopment	4,181	114,500	114,500	229,000	229,000	-96.35%
	4,181	114,500	114,500	229,000	229,000	-96.35%
Beach Restoration						
C2504 Groyne Construction	4,960	22,500	22,500	45,000	45,000	-77.96%
C2512 Sand Re-Nourishment	70,829	55,000	55,000	110,000	110,000	28.78%
C2520 Coastal Protection Works	3,103	22,913	22,913	25,000	25,000	-86.46%
C2522 King Street Seawall	144,916	152,500	152,500	305,000	305,000	-4.97%
	223,809	252,913	252,913	485,000	485,000	-11.51%
Parks, Gardens & Reserves						
C3006 Playgrounds General - Replacement of playground equipment	0	32,087	32,087	35,000	35,000	-100.00%
C3014 Meelup Park - Fire Access Trail	20,854	0	0	20,000	20,000	0.00%
C3040 Churchill Park - Install Synthetic Wicket	21,057	16,500	16,500	18,000	18,000	27.62%
C3046 Dunsborough - BMX / Skatebowl	31,258	24,200	24,200	26,396	26,396	29.16%
C3122 Rails to Trails	1,401	50,000	50,000	100,000	100,000	-97.20%
C3123 Geographe Leisure Centre - Landscaping	0	9,500	9,500	64,000	32,000	-100.00%
C3127 Whale Viewing Platform - Point Picquet	19,526	19,526	19,526	19,526	19,526	0.00%
C3130 Vasse Birchfields Bore	47,213	58,674	58,674	64,000	64,000	-19.53%
C3131 Elijah Circle POS	840	0	0	0	0	0.00%

City of BussetonCapital Acquisition ReportProperty, Plant & Equipment, InfrastructureFor the Period Ended 31 May 2017

Description	2016/17 Actual	2016/17 Amended Budget YTD	2016/17 Original Budget YTD	2016/17 Amended Budget	2016/17 Original Budget	2016/17 Budget YTD Variance
C3134 Vasse Community & Recreation Precinct - AFL Oval Stage 1	167,240	275,000	275,000	300,000	300,000	-39.19%
C3136 Newtown Oval - Minor Upgrade of Existing Oval	0	8,932	8,932	9,745	9,745	-100.00%
C3143 NCC Infrastructure	11,032	12,012	12,012	13,100	13,100	-8.16%
C3145 Churchill Park Redevelopment - Irrigation	200,566	279,587	279,587	305,000	305,000	-28.26%
C3146 Dunsborough Town Centre	71,546	45,837	45,837	50,000	50,000	56.09%
C3147 Busseton Foreshore - Extension to Mainline	50,322	137,500	137,500	150,000	150,000	-63.40%
C3154 Administration Building Landscaping Works	70,256	412,500	412,500	450,000	450,000	-82.97%
C3156 Meelup Capital Works - Unallocated	32,327	0	0	40,000	40,000	0.00%
C3157 Port Geographe - Layman Road Native Tree Planting	0	0	0	10,000	10,000	0.00%
C3158 Port Geographe - Casurina Replacements on Layman Road	0	13,750	13,750	15,000	15,000	-100.00%
C3172 Vasse Newtown - AFL Oval Stage 2	23,466	0	0	0	0	0.00%
	768,903	1,395,605	1,395,605	1,689,767	1,657,767	-44.91%
Cemetery Capital Works						
C1605 Busseton Cemetery Infrastructure Upgrades	25,522	27,500	27,500	30,000	30,000	-7.19%
	25,522	27,500	27,500	30,000	30,000	-7.19%
Beach Front Infrastructure Works						
C1753 Eagle Bay Viewing Platform	0	21,087	21,087	23,000	23,000	-100.00%
	0	21,087	21,087	23,000	23,000	-100.00%
Aged Housing - Infrastructure Works						
C3451 Aged Housing Infrastructure (Upgrade)	18,780	20,000	20,000	20,000	20,000	-6.10%
	18,780	20,000	20,000	20,000	20,000	-6.10%
Sanitation Infrastructure						
C3479 New Cell Development	101,409	797,500	797,500	870,000	870,000	-87.28%
C3481 Transfer Station Development	2,428,973	2,088,372	2,088,372	2,278,223	2,278,223	16.31%
C3485 Site Rehabilitation - Busseton	332,435	229,163	229,163	250,000	250,000	45.06%
C3487 Site Rehabilitation - Dunsborough	16,033	137,500	137,500	150,000	150,000	-88.34%
C3488 Busseton Transfer Station Provision of Scheme Water	6,817	366,663	366,663	400,000	400,000	-98.14%
	2,885,667	3,619,198	3,619,198	3,948,223	3,948,223	-20.27%
Airport Development						
C6090 Parks & Gardens Airport Stage 2	0	316,250	316,250	345,000	345,000	-100.00%
C6091 Airport Construction Stage 2, Noise Management Plan	11,509	911,174	911,174	994,000	994,000	-98.74%
C6092 Airport Construction Stage 2, Airfield	9,360,085	22,916,663	22,916,663	33,779,765	25,000,000	-59.16%
C6093 Airport Construction Stage 2, Car Park & Access Roads	0	5,225,000	5,225,000	5,700,000	5,700,000	-100.00%
C6094 Airport Construction Stage 2, Jet Fuel	0	385,000	385,000	420,000	420,000	-100.00%
C6095 Airport Construction Stage 2, External Services	432,512	4,216,674	4,216,674	4,600,000	4,600,000	-89.74%
C6097 Airport Construction Stage 1B, Jet Fuel	0	563,442	563,442	614,659	614,659	-100.00%
C6099 Airport Development - Project Expenses	1,155,624	1,348,772	1,348,772	1,469,107	1,469,107	-14.32%
	10,959,729	35,882,975	35,882,975	47,922,531	39,142,766	-69.46%
Main Roads						
S0030 Vasse Yallingup Siding Road	89	0	0	0	0	0.00%
S0035 Strelly Street	20,625	146,784	146,784	160,128	160,128	-85.95%
S0036 Tuart Drive	140,725	192,500	192,500	210,000	210,000	-26.90%
S0049 Layman Road	106,133	719,500	687,500	782,000	750,000	-85.25%
S0051 Causeway Road	42,934	137,500	137,500	150,000	150,000	-68.78%
S0064 Peel Terrace	47,006	397,573	397,573	433,719	433,719	-88.18%
S0065 Metricup Road	170,437	220,000	220,000	240,000	240,000	-22.53%
S0066 Queen Street	37,016	0	0	75,000	0	0.00%
S0303 Earnshaw Road	11,730	14,663	14,663	16,000	16,000	-20.00%
S0304 Hale Street	45,059	66,913	66,913	73,000	73,000	-32.66%
S0305 Kempston Place	61,863	40,337	40,337	44,000	44,000	53.36%
S0306 Moore Street	39,856	39,413	39,413	43,000	43,000	1.13%
S0307 Redwood Close	5,587	14,663	14,663	16,000	16,000	-61.90%
S0308 Ringtail Retreat	10,126	33,000	33,000	36,000	36,000	-69.32%
S0309 Rivergum Place	9,606	23,837	23,837	26,000	26,000	-59.70%
S0310 Wallaby Gardens	14,029	27,500	27,500	30,000	30,000	-48.98%
S0311 Waratah Court	7,184	15,587	15,587	17,000	17,000	-53.91%
S0312 Whistler Cove	6,142	12,837	12,837	14,000	14,000	-52.15%
S0313 Cummins Court	5,145	13,959	13,959	15,223	15,223	-63.14%
S0316 Chilvers Place	5,947	0	0	0	0	0.00%
	787,237	2,116,566	2,084,566	2,381,070	2,274,070	-62.81%

City of BusseltonCapital Acquisition ReportProperty, Plant & Equipment, InfrastructureFor the Period Ended 31 May 2017

Description	2016/17 Actual	2016/17 Amended Budget YTD	2016/17 Original Budget YTD	2016/17 Amended Budget	2016/17 Original Budget	2016/17 Budget YTD Variance
Roads to Recovery						
T0016 Puzey Road	1,153,576	1,202,234	1,202,234	1,311,526	1,311,526	-4.05%
T0020 Capel Tutunup Road	121,828	0	0	0	0	0.00%
T0026 Kaloorup Road	149,970	0	0	0	0	0.00%
T0063 Tom Cullity Drive	753,059	956,087	956,087	1,043,000	1,043,000	-21.24%
T0073 Hammond Road	151,784	107,250	107,250	117,000	117,000	41.52%
T0074 Maxted Street	164,537	147,587	147,587	161,000	161,000	11.48%
T0075 Pelican Place	41,163	39,413	39,413	43,000	43,000	4.44%
T0076 Roberts Road	132,121	117,337	117,337	128,000	128,000	12.60%
	2,668,037	2,569,908	2,569,908	2,803,526	2,803,526	3.82%
Council Roads Initiative						
W0005 Kaloorup Road	0	154,000	154,000	168,000	168,000	-100.00%
W0019 Marine Terrace	98,736	94,424	94,424	103,000	103,000	4.57%
W0028 Bus Bays & Shelters	10,345	3,410	3,410	3,720	3,720	203.37%
W0032 Chamber Road	33,020	31,163	31,163	34,000	34,000	5.96%
W0044 Brash Road Yallingup	47,400	43,076	43,076	47,000	47,000	10.04%
W0080 Bussell Highway	76,659	24,684	24,684	26,933	26,933	210.56%
W0100 Peel Terrace	22,352	23,837	23,837	26,000	26,000	-6.23%
W0128 Worgan Road	64,516	71,709	71,709	78,220	78,220	-10.03%
W0135 Bussell Highway - Norman Road Broadwater Intersection	26,068	30,580	30,580	33,359	33,359	-14.75%
W0136 DAIP Issues District ACROD Bays, ramps, signs etc	7,635	41,250	41,250	45,000	45,000	-81.49%
W0150 Roe Terrace Busselton	57,964	36,674	36,674	40,000	40,000	58.05%
W0159 David Drive Geographe	29,193	26,587	26,587	29,000	29,000	9.80%
W0174 Owen Road	28,250	25,641	25,641	27,980	27,980	10.17%
W0175 Scott Road	41,732	41,250	41,250	45,000	45,000	1.17%
W0176 Signage (Alternate CBD Entry)	0	55,000	55,000	60,000	60,000	-100.00%
W0177 Strelley Street	0	55,000	55,000	60,000	60,000	-100.00%
W0178 Tompsett Road	17,238	52,063	52,063	56,800	56,800	-66.89%
W0179 Anthony Road	38,214	33,913	33,913	37,000	37,000	12.68%
W0180 Beach Road	57,315	71,511	71,511	78,000	78,000	-19.85%
W0181 Blue Crescent	133,707	154,000	154,000	168,000	168,000	-13.18%
W0182 Capel-Tutunup	0	71,500	71,500	78,000	78,000	-100.00%
W0183 Carter Road	149,600	395,087	395,087	431,000	431,000	-62.13%
W0185 Elsegood Avenue	61,788	60,500	60,500	66,000	66,000	2.13%
W0186 Grant Street	26,990	40,326	40,326	44,000	44,000	-33.07%
W0187 Luke Way	18,535	32,087	32,087	35,000	35,000	-42.23%
W0188 Macbeth Way	17,459	31,174	31,174	34,000	34,000	-43.99%
W0189 Melville Court	18,883	36,663	36,663	40,000	40,000	-48.50%
W0190 Miamup Road	121,247	201,663	201,663	220,000	220,000	-39.88%
W0191 Queen / Albert & West St / Bussell Left Turn Upgrades	39,309	68,750	68,750	75,000	75,000	-42.82%
W0192 Valley Road	1,191	45,826	45,826	50,000	50,000	-97.40%
W0193 Wardenup Crescent	68,994	41,261	41,261	45,000	45,000	67.21%
W0194 William Place	44,652	33,000	33,000	36,000	36,000	35.31%
W0195 Yallingup Beach Road	8,772	26,587	26,587	29,000	29,000	-67.01%
W0198 Senior Citizens Access Road (Peel Tce)	910	53,163	53,163	58,000	58,000	-98.29%
W0199 Roe Tce (Bunbury to Frederick) Unconstructed Road Reserve	3,347	18,337	18,337	20,000	20,000	-81.74%
	1,372,019	2,225,696	2,225,696	2,428,012	2,428,012	-38.36%
Sub-Total Infrastructure	25,437,923	59,868,421	59,476,993	75,772,807	66,504,042	-57.51%
Grand Total - Capital Acquisitions	48,021,885	88,198,784	87,047,335	106,307,745	95,278,959	

City of BusseltonReserves Movement Report

For The Period Ending 31 May 2017

	2016/2017 Actual	2016/2017 Amended Budget YTD	2016/2017 Original Budget YTD	2016/2017 Amended Budget	2016/2017 Original Budget	2015/2016 Actual
	\$	\$	\$	\$	\$	\$
100 Airport Infrastructure Renewal and Replacement Reserve						
Accumulated Reserves at Start of Year	940,036.19	940,036.19	940,036.19	940,036.19	940,036.19	459,285.18
Interest transfer to Reserves	30,178.22	22,781.00	22,781.00	24,852.00	24,852.00	21,759.92
Transfer from Muni	392,348.00	392,348.00	392,348.00	428,012.00	428,012.00	501,621.21
Transfer to Muni	0.00	0.00	0.00	(42,630.00)	(42,630.00)	(42,630.12)
	<u>1,362,562.41</u>	<u>1,355,165.19</u>	<u>1,355,165.19</u>	<u>1,350,270.19</u>	<u>1,350,270.19</u>	<u>940,036.19</u>
101 Asset Depreciation Reserve						
Accumulated Reserves at Start of Year	2,573,603.88	2,573,603.88	2,573,603.88	2,573,603.88	2,573,603.88	2,546,023.36
Interest transfer to Reserves	0.00	0.00	0.00	0.00	0.00	72,401.89
Transfer to Muni	(2,573,603.88)	(2,573,603.88)	(2,573,603.88)	(2,573,603.88)	(2,573,603.88)	(44,821.37)
	<u>0.00</u>	<u>0.00</u>	<u>0.00</u>	<u>0.00</u>	<u>0.00</u>	<u>2,573,603.88</u>
102 Climate Adaptation Reserve						
Accumulated Reserves at Start of Year	1,768,390.03	1,768,390.03	1,768,390.03	1,768,390.03	1,768,390.03	1,494,337.28
Interest transfer to Reserves	49,901.51	45,122.00	45,122.00	49,224.00	49,224.00	51,149.12
Transfer from Muni	415,910.00	415,910.00	415,910.00	453,720.00	453,720.00	444,000.00
Transfer to Muni	0.00	0.00	0.00	(447,500.00)	(447,500.00)	(221,096.37)
	<u>2,234,201.54</u>	<u>2,229,422.03</u>	<u>2,229,422.03</u>	<u>1,823,834.03</u>	<u>1,823,834.03</u>	<u>1,768,390.03</u>
107 Corporate IT System Programme						
Accumulated Reserves at Start of Year	132,062.14	132,062.14	132,062.14	132,062.14	132,062.14	128,259.45
Interest transfer to Reserves	3,254.33	3,586.00	3,586.00	3,912.00	3,912.00	3,802.69
Transfer to Muni	0.00	0.00	0.00	(62,900.00)	0.00	0.00
	<u>135,316.47</u>	<u>135,648.14</u>	<u>135,648.14</u>	<u>73,074.14</u>	<u>135,974.14</u>	<u>132,062.14</u>
110 Jetty Maintenance Reserve						
Accumulated Reserves at Start of Year	2,306,653.49	2,306,653.49	2,306,653.49	2,306,653.49	2,306,653.49	2,094,712.96
Interest transfer to Reserves	61,024.00	53,427.00	53,427.00	58,284.00	58,284.00	76,168.46
Transfer from Muni	366,859.22	366,860.00	366,860.00	1,182,454.00	1,182,454.00	1,154,259.75
Transfer to Muni	0.00	0.00	0.00	(622,870.00)	(622,870.00)	(1,018,487.68)
	<u>2,734,536.71</u>	<u>2,726,940.49</u>	<u>2,726,940.49</u>	<u>2,924,521.49</u>	<u>2,924,521.49</u>	<u>2,306,653.49</u>
111 Legal Expenses Reserve						
Accumulated Reserves at Start of Year	530,592.71	530,592.71	530,592.71	530,592.71	530,592.71	309,205.83
Interest transfer to Reserves	13,079.15	14,366.00	14,366.00	15,672.00	15,672.00	10,742.38
Transfer from Muni	0.00	0.00	0.00	0.00	0.00	210,644.50
	<u>543,671.86</u>	<u>544,958.71</u>	<u>544,958.71</u>	<u>546,264.71</u>	<u>546,264.71</u>	<u>530,592.71</u>
112 Long Service Leave Reserve						
Accumulated Reserves at Start of Year	2,604,471.00	2,604,471.00	2,604,471.00	2,604,471.00	2,604,471.00	2,204,037.00
Interest transfer to Reserves	0.00	0.00	0.00	0.00	0.00	67,424.94
Transfer from Muni	0.00	0.00	0.00	0.00	0.00	596,880.21
Transfer to Muni	(2,604,471.00)	(2,604,471.00)	(2,604,471.00)	(2,604,471.00)	(2,604,471.00)	(263,871.15)
	<u>0.00</u>	<u>0.00</u>	<u>0.00</u>	<u>0.00</u>	<u>0.00</u>	<u>2,604,471.00</u>
114 City Car Parking and Access Reserve						
Accumulated Reserves at Start of Year	427,856.90	427,856.90	427,856.90	427,856.90	427,856.90	198,114.86
Interest transfer to Reserves	16,369.00	11,594.00	11,594.00	12,648.00	12,648.00	12,628.28
Transfer from Muni	374,022.00	374,022.00	374,022.00	408,020.00	408,020.00	379,363.00
Transfer to Muni	0.00	0.00	0.00	(903,188.00)	(804,170.00)	(162,249.24)
	<u>818,247.90</u>	<u>813,472.90</u>	<u>813,472.90</u>	<u>(54,663.10)</u>	<u>44,354.90</u>	<u>427,856.90</u>
115 Plant Replacement Reserve						
Accumulated Reserves at Start of Year	2,810,578.75	2,810,578.75	2,810,578.75	2,810,578.75	2,810,578.75	2,425,054.89
Interest transfer to Reserves	77,453.78	75,867.00	75,867.00	82,764.00	82,764.00	81,917.52
Transfer from Muni	504,163.00	504,163.00	504,163.00	550,000.00	550,000.00	702,330.00
Transfer to Muni	0.00	0.00	0.00	(1,339,000.00)	(1,134,000.00)	(398,723.66)
	<u>3,392,195.53</u>	<u>3,390,608.75</u>	<u>3,390,608.75</u>	<u>2,104,342.75</u>	<u>2,309,342.75</u>	<u>2,810,578.75</u>

City of BussetonReserves Movement Report

For The Period Ending 31 May 2017

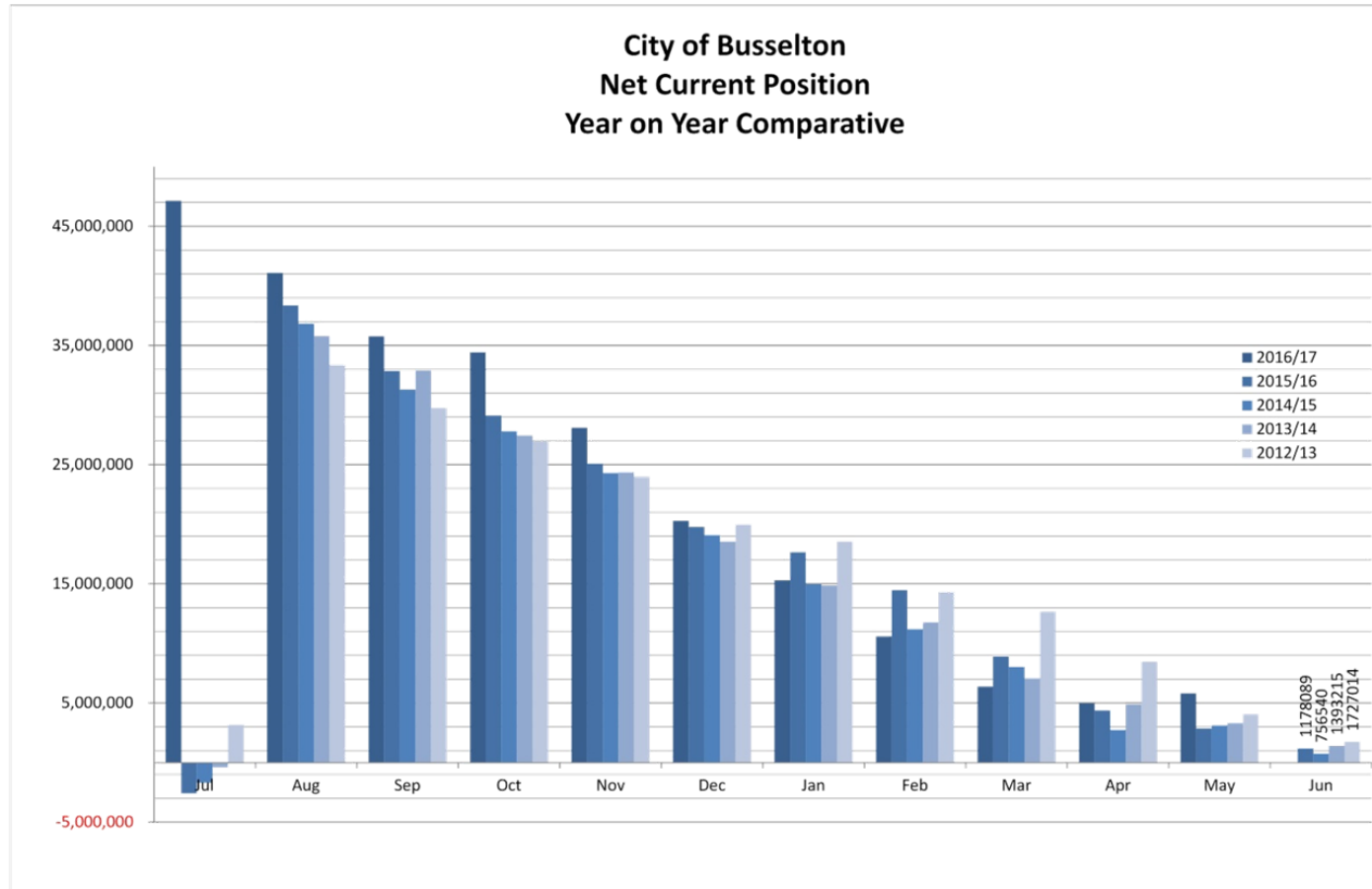
	2016/2017 Actual	2016/2017 Amended Budget YTD	2016/2017 Original Budget YTD	2016/2017 Amended Budget	2016/2017 Original Budget	2015/2016 Actual
	\$	\$	\$	\$	\$	\$
116 Professional Development Reserve						
Accumulated Reserves at Start of Year	77,905.02	77,905.02	77,905.02	77,905.02	77,905.02	74,239.77
Interest transfer to Reserves	0.00	0.00	0.00	0.00	0.00	3,017.55
Transfer from Muni	0.00	0.00	0.00	0.00	0.00	60,000.00
Transfer to Muni	(77,905.02)	(77,905.02)	(77,905.02)	(77,905.02)	(77,905.02)	(59,352.30)
	0.00	0.00	0.00	0.00	0.00	77,905.02
117 Road Asset Renewal Reserve						
Accumulated Reserves at Start of Year	328,823.05	328,823.05	328,823.05	328,823.05	328,823.05	118,257.47
Interest transfer to Reserves	0.00	0.00	0.00	0.00	0.00	22,424.25
Transfer from Muni	0.00	0.00	0.00	0.00	0.00	1,101,785.00
Transfer to Muni	(328,823.05)	(328,823.05)	(328,823.05)	(328,823.05)	(328,823.05)	(913,643.67)
	0.00	0.00	0.00	0.00	0.00	328,823.05
119 Sick Pay Incentive Reserve						
Accumulated Reserves at Start of Year	144,552.59	144,552.59	144,552.59	144,552.59	144,552.59	143,876.51
Interest transfer to Reserves	0.00	0.00	0.00	0.00	0.00	3,381.67
Transfer from Muni	0.00	0.00	0.00	0.00	0.00	3,627.42
Transfer to Muni	(144,552.59)	(144,552.59)	(144,552.59)	(144,552.59)	(144,552.59)	(6,333.01)
	0.00	0.00	0.00	0.00	0.00	144,552.59
120 Strategic Projects Reserve						
Accumulated Reserves at Start of Year	216,612.01	216,612.01	216,612.01	216,612.01	216,612.01	185,993.80
Interest transfer to Reserves	5,734.65	5,874.00	5,874.00	6,408.00	6,408.00	5,618.21
Transfer from Muni	22,913.00	22,913.00	22,913.00	25,000.00	25,000.00	25,000.00
Transfer to Muni	0.00	0.00	0.00	(60,000.00)	(60,000.00)	0.00
	245,259.66	245,399.01	245,399.01	188,020.01	188,020.01	216,612.01
121 Waste Management Facility and Plant Reserve						
Accumulated Reserves at Start of Year	7,613,254.10	7,613,254.10	7,613,254.10	7,613,254.10	7,613,254.10	8,134,428.23
Interest transfer to Reserves	197,261.41	151,877.00	151,877.00	165,684.00	165,684.00	288,437.31
Transfer from Muni	2,804,835.00	2,804,835.00	2,804,835.00	3,059,810.00	3,059,810.00	2,626,835.44
Transfer to Muni	(2,744,588.00)	0.00	0.00	(4,439,723.00)	(4,439,723.00)	(3,436,446.88)
	7,870,762.51	10,569,966.10	10,569,966.10	6,399,025.10	6,399,025.10	7,613,254.10
122 Port Geographe Development Reserve						
Accumulated Reserves at Start of Year	1,654,121.43	1,654,121.43	1,654,121.43	1,654,121.43	1,654,121.43	569,370.66
Interest transfer to Reserves	40,758.59	44,693.00	44,693.00	48,756.00	48,756.00	24,679.87
Transfer from Muni	0.00	0.00	0.00	0.00	0.00	1,066,000.00
Transfer to Muni	0.00	0.00	0.00	(245,510.00)	(245,510.00)	(5,929.10)
	1,694,880.02	1,698,814.43	1,698,814.43	1,457,367.43	1,457,367.43	1,654,121.43
123 Port Geographe Waterways Managment Reserve (SAR)						
Accumulated Reserves at Start of Year	3,454,443.12	3,454,443.12	3,454,443.12	3,454,443.12	3,454,443.12	3,265,183.14
Interest transfer to Reserves	87,840.76	93,720.00	93,720.00	102,240.00	102,240.00	98,070.29
Transfer from Muni	156,607.00	156,607.00	156,607.00	170,847.00	170,847.00	391,189.69
Transfer to Muni	0.00	(305,000.00)	(305,000.00)	(305,000.00)	(305,000.00)	(300,000.00)
	3,698,890.88	3,399,770.12	3,399,770.12	3,422,530.12	3,422,530.12	3,454,443.12
124 Workers Compensation Contingency Reserve						
Accumulated Reserves at Start of Year	273,142.25	273,142.25	273,142.25	273,142.25	273,142.25	265,277.30
Interest transfer to Reserves	7,365.08	7,414.00	7,414.00	8,088.00	8,088.00	7,864.95
Transfer from Muni	37,400.00	37,400.00	37,400.00	40,800.00	40,800.00	0.00
Transfer to Muni	0.00	0.00	0.00	(20,000.00)	(20,000.00)	0.00
	317,907.33	317,956.25	317,956.25	302,030.25	302,030.25	273,142.25

City of BusseltonReserves Movement ReportFor The Period Ending 31 May 2017

	2016/2017 Actual	2016/2017 Amended Budget YTD	2016/2017 Original Budget YTD	2016/2017 Amended Budget	2016/2017 Original Budget	2015/2016 Actual
	\$	\$	\$	\$	\$	\$
126 Provenge Landscape Maintenance Reserve (SAR)						
Accumulated Reserves at Start of Year	835,855.66	835,855.66	835,855.66	835,855.66	835,855.66	676,765.29
Interest transfer to Reserves	22,930.11	22,451.00	22,451.00	24,492.00	24,492.00	22,654.23
Transfer from Muni	133,089.00	133,089.00	133,089.00	145,190.00	145,190.00	136,436.14
Transfer to Muni	0.00	0.00	0.00	(117,120.00)	(117,120.00)	0.00
	991,874.77	991,395.66	991,395.66	888,417.66	888,417.66	835,855.66
127 New Infrastructure Development Reserve						
Accumulated Reserves at Start of Year	2,007,644.66	2,007,644.66	2,007,644.66	2,007,644.66	2,007,644.66	2,311,812.74
Interest transfer to Reserves	54,232.97	67,683.00	67,683.00	73,836.00	73,836.00	74,547.89
Transfer from Muni	493,317.00	493,317.00	493,317.00	538,171.00	538,171.00	633,740.00
Transfer to Muni	(198,245.00)	0.00	0.00	(804,945.00)	(804,945.00)	(1,012,455.97)
	2,356,949.63	2,568,644.66	2,568,644.66	1,814,706.66	1,814,706.66	2,007,644.66
128 Vasse Newtown Landscape Maintenance Reserve (SAR)						
Accumulated Reserves at Start of Year	470,759.51	470,759.51	470,759.51	470,759.51	470,759.51	406,921.35
Interest transfer to Reserves	13,755.13	12,584.00	12,584.00	13,728.00	13,728.00	14,524.93
Transfer from Muni	147,114.00	147,114.00	147,114.00	160,489.00	160,489.00	152,009.48
Transfer to Muni	0.00	0.00	0.00	(273,785.00)	(273,785.00)	(102,696.25)
	631,628.64	630,457.51	630,457.51	371,191.51	371,191.51	470,759.51
129 Untied Grants Reserve						
Accumulated Reserves at Start of Year	0.00	0.00	0.00	0.00	0.00	1,109,692.00
Transfer to Muni	0.00	0.00	0.00	0.00	0.00	(1,109,692.00)
	0.00	0.00	0.00	0.00	0.00	0.00
130 Locke Estate Reserve						
Accumulated Reserves at Start of Year	64,000.00	64,000.00	64,000.00	64,000.00	64,000.00	0.00
Interest transfer to Reserves	1,830.67	1,628.00	1,628.00	1,776.00	1,776.00	0.00
Transfer from Muni	0.00	0.00	0.00	60,000.00	60,000.00	64,000.00
	65,830.67	65,628.00	65,628.00	125,776.00	125,776.00	64,000.00
131 Busselton Community Resource Centre						
Accumulated Reserves at Start of Year	92,178.36	92,178.36	92,178.36	92,178.36	92,178.36	63,513.21
Interest transfer to Reserves	2,703.40	2,475.00	2,475.00	2,700.00	2,700.00	2,384.86
Transfer from Muni	24,772.00	24,772.00	24,772.00	27,020.00	27,020.00	26,280.29
	119,653.76	119,425.36	119,425.36	121,898.36	121,898.36	92,178.36
132 CBD Enhancement Reserve						
Accumulated Reserves at Start of Year	50,404.28	50,404.28	50,404.28	50,404.28	50,404.28	14,489.92
Interest transfer to Reserves	1,794.58	1,364.00	1,364.00	1,488.00	1,488.00	1,114.36
Transfer from Muni	31,900.00	31,900.00	31,900.00	34,800.00	34,800.00	34,800.00
	84,098.86	83,668.28	83,668.28	86,692.28	86,692.28	50,404.28
133 Election, Valuation and Corporate Expenses Reserve						
Accumulated Reserves at Start of Year	174,169.07	174,169.07	174,169.07	174,169.07	174,169.07	35,798.78
Interest transfer to Reserves	7,071.56	4,719.00	4,719.00	5,148.00	5,148.00	3,475.49
Transfer from Muni	159,885.00	159,885.00	159,885.00	174,420.00	174,420.00	206,000.00
Transfer to Muni	0.00	0.00	0.00	(72,000.00)	(72,000.00)	(71,105.20)
	341,125.63	338,773.07	338,773.07	281,737.07	281,737.07	174,169.07
134 Civic and Administration Centre Construction Reserve						
Accumulated Reserves at Start of Year	12,782,915.12	12,782,915.12	12,782,915.12	12,782,915.12	12,782,915.12	18,501,923.83
Interest transfer to Reserves	161,948.34	194,850.00	194,850.00	194,850.00	194,850.00	466,958.22
Transfer to Muni	(11,000,000.00)	(12,977,765.00)	(12,977,765.00)	(12,977,765.00)	(12,977,765.00)	(6,185,966.93)
	1,944,863.46	0.12	0.12	0.12	0.12	12,782,915.12

City of BusseltonReserves Movement ReportFor The Period Ending 31 May 2017

	2016/2017 Actual	2016/2017 Amended Budget YTD	2016/2017 Original Budget YTD	2016/2017 Amended Budget	2016/2017 Original Budget	2015/2016 Actual
	\$	\$	\$	\$	\$	\$
136 Airport Marketing Reserve						
Accumulated Reserves at Start of Year	196,000.00	196,000.00	196,000.00	196,000.00	196,000.00	0.00
Interest transfer to Reserves	5,606.41	4,103.00	4,103.00	4,476.00	4,476.00	0.00
Transfer from Muni	0.00	0.00	0.00	0.00	0.00	196,000.00
	<u>201,606.41</u>	<u>200,103.00</u>	<u>200,103.00</u>	<u>200,476.00</u>	<u>200,476.00</u>	<u>196,000.00</u>
Various Building Asset Renewal Reserve						
Accumulated Reserves at Start of Year	1,493,038.06	1,493,038.06	1,493,038.06	1,493,038.06	1,493,038.06	1,409,407.53
Interest transfer to Reserves	34,970.31	42,229.00	42,229.00	46,068.00	46,068.00	48,784.11
Transfer from Muni	119,667.77	119,667.77	119,667.77	119,667.77	119,667.77	500,000.00
Transfer to Muni	(300,000.00)	(300,000.00)	(300,000.00)	(408,022.00)	(408,022.00)	(465,153.58)
	<u>1,347,676.14</u>	<u>1,354,934.83</u>	<u>1,354,934.83</u>	<u>1,250,751.83</u>	<u>1,250,751.83</u>	<u>1,493,038.06</u>
Various Community Development Contribution Reserve						
Interest transfer to Reserves	185,081.83	0.00	0.00	0.00	0.00	0.00
Transfer from Muni	8,347,643.90	7,864,543.94	7,864,543.94	7,964,543.94	7,964,543.94	0.00
Transfer to Muni	(967,240.40)	(249,796.00)	0.00	(2,482,871.00)	(2,053,075.00)	0.00
	<u>7,565,483.33</u>	<u>7,614,747.94</u>	<u>7,864,543.94</u>	<u>5,481,672.94</u>	<u>5,911,468.94</u>	<u>0.00</u>
Various Busselton Area Drainage and Waterways Improvement Reserve						
Interest transfer to Reserves	13,926.89	0.00	0.00	0.00	0.00	0.00
Transfer from Muni	594,564.05	383,803.62	383,803.62	383,803.62	383,803.62	0.00
Transfer to Muni	0.00	0.00	0.00	(85,000.00)	(85,000.00)	0.00
	<u>608,490.94</u>	<u>383,803.62</u>	<u>383,803.62</u>	<u>298,803.62</u>	<u>298,803.62</u>	<u>0.00</u>
Various Employee Entitlement Reserve						
Interest transfer to Reserves	73,642.77	60,445.00	60,445.00	65,940.00	65,940.00	0.00
Transfer from Muni	2,989,629.61	2,989,629.61	2,989,629.61	3,004,428.61	3,004,428.61	0.00
Transfer to Muni	0.00	0.00	0.00	(616,104.00)	(616,104.00)	0.00
	<u>3,063,272.38</u>	<u>3,050,074.61</u>	<u>3,050,074.61</u>	<u>2,454,264.61</u>	<u>2,454,264.61</u>	<u>0.00</u>
Various Infrastructure Asset Renewal Reserve						
Interest transfer to Reserves	57,409.16	74,998.00	74,998.00	81,816.00	81,816.00	0.00
Transfer from Muni	4,316,718.93	4,316,718.93	4,316,718.93	4,445,284.93	4,445,284.93	0.00
Transfer to Muni	(2,900,000.00)	(2,000,000.00)	(2,000,000.00)	(3,818,467.00)	(3,793,467.00)	0.00
	<u>1,474,128.09</u>	<u>2,391,716.93</u>	<u>2,391,716.93</u>	<u>708,633.93</u>	<u>733,633.93</u>	<u>0.00</u>
Various Joint Venture Aged Housing Reserve						
Interest transfer to Reserves	17,016.35	0.00	0.00	0.00	0.00	0.00
Transfer from Muni	726,457.38	726,457.38	726,457.38	831,057.38	831,057.38	0.00
	<u>743,473.73</u>	<u>726,457.38</u>	<u>726,457.38</u>	<u>831,057.38</u>	<u>831,057.38</u>	<u>0.00</u>
Various Public Art Reserve						
Interest transfer to Reserves	1,574.37	0.00	0.00	0.00	0.00	0.00
Transfer from Muni	93,060.00	0.00	0.00	0.00	0.00	0.00
	<u>94,634.37</u>	<u>0.00</u>	<u>0.00</u>	<u>0.00</u>	<u>0.00</u>	<u>0.00</u>
Total Cash Back Reserves	<u>46,683,225.63</u>	<u>47,947,953.09</u>	<u>48,197,749.09</u>	<u>35,452,697.09</u>	<u>36,274,411.09</u>	<u>46,024,063.38</u>
Summary Reserves						
Accumulated Reserves at Start of Year	46,024,063.38	46,024,063.38	46,024,063.38	46,024,063.38	46,024,063.38	49,145,982.34
Interest transfer to Reserves	1,245,715.33	1,019,850.00	1,019,850.00	1,094,850.00	1,094,850.00	1,485,933.39
Transfer from Muni	23,252,875.86	22,465,956.25	22,465,956.25	24,207,539.25	24,207,539.25	11,212,802.13
Transfer to Muni	(23,839,428.94)	(21,561,916.54)	(21,312,120.54)	(35,873,755.54)	(35,052,041.54)	(15,820,654.48)
Closing Balance	<u>46,683,225.63</u>	<u>47,947,953.09</u>	<u>48,197,749.09</u>	<u>35,452,697.09</u>	<u>36,274,411.09</u>	<u>46,024,063.38</u>





CITY OF BUSSELTON - INVESTMENT PERFORMANCE REPORT For the month of May 2017


11am Bank Account As at 31 May 2017

INSTITUTION	RATE	AMOUNT
ANZ 11am At Call Deposit	1.45%	\$ 9,000,000

Term Deposits - Miscellaneous Funds As at 31 May 2017

INSTITUTION	RATING	DAYS	MATURITY	RATE	AMOUNT
Westpac	AA	273	06-Jun-17	2.70%	\$ 5,000,000
ANZ	AA	120	16-Jun-17	2.45%	\$ 3,500,000
Westpac	AA	92	22-Jun-17	2.55%	\$ 1,500,000
Westpac	AA	92	30-Jun-17	2.50%	\$ 4,500,000
ANZ	AA	91	01-Jul-17	2.35%	\$ 3,000,000
NAB	AA	90	05-Jul-17	2.55%	\$ 3,000,000
Westpac	AA	91	16-Jul-17	2.42%	\$ 1,500,000
NAB	AA	90	19-Jul-17	2.53%	\$ 4,000,000
NAB	AA	90	26-Jul-17	2.53%	\$ 2,500,000
NAB	AA	90	03-Aug-17	2.52%	\$ 3,000,000
Rural Bank	BBB	180	08-Aug-17	2.60%	\$ 1,500,000
NAB	AA	91	18-Aug-17	2.48%	\$ 3,000,000
ANZ	AA	92	25-Aug-17	2.35%	\$ 3,000,000
Bendigo	BBB	365	06-Sep-17	2.75%	\$ 3,000,000
Westpac	AA	365	06-Sep-17	2.90%	\$ 5,000,000
Bendigo	BBB	184	14-Sep-17	2.45%	\$ 1,000,000
Bank of Queensland	BBB	181	06-Nov-17	2.65%	\$ 2,000,000

Total of Term Deposits \$ 50,000,000

Foreshore Development Funds As at 31 May 2017

WA Treasury Corp. - Overnight Cash Deposit Facility	1.45%	\$ 1,525,057
Please note an additional \$2,765,463.52 is being held within the pool of term deposit funds		
		\$ 1,525,057

Airport Redevelopment Funds As at 31 May 2017

WA Treasury Corp. - Overnight Cash Deposit Facility	1.45%	\$ 2,478
WA Treasury Corp. - State Bonds 91 Days 27-Jul-17	1.65%	\$ 6,143,952
Total of Airport Redevelopment Funds - WATC		\$ 6,146,431

ANZ	AA	92	05-Jun-17	2.40%	\$ 4,000,000
Westpac	AA	182	05-Jun-17	2.71%	\$ 2,000,000
NAB	AA	92	07-Jun-17	2.50%	\$ 5,000,000
NAB	AA	90	03-Jul-17	2.55%	\$ 2,500,000
ANZ	AA	91	05-Jul-17	2.45%	\$ 3,500,000
NAB	AA	90	02-Aug-17	2.52%	\$ 2,000,000
Westpac	AA	274	05-Sep-17	2.76%	\$ 4,000,000

Total of Airport Redevelopment Funds - Bank Term Deposits \$ 23,000,000

ANZ Cash Account	AA	NA	NA	1.50%	\$ 5,032,229
------------------	----	----	----	-------	--------------

Total of Airport Redevelopment Funds - Other \$ 5,032,229

Total of Airport Redevelopment Funds \$ 34,178,660

Interest Received 2015/16 \$ 609,666

Interest Received 2016/17 \$ 1,058,170

Interest Accrued but not yet Received \$ 174,716

Total Interest Airport Funds as at month's end \$ 1,842,553

(Note: Funds held with the WATC are in accordance with the Airport Redevelopment Funding Contract and are not held within the requirements of the City's Investment Policy 218)

SUMMARY OF ALL INVESTMENTS HELD	As at 1 year ago	As at 30 June 2016	As at 31 May 2017
---------------------------------	------------------	--------------------	-------------------

11am Bank Account	\$ 6,000,000	\$ 10,500,000	\$ 9,000,000
Term Deposits - Misc. Funds	\$ 66,000,000	\$ 56,000,000	\$ 50,000,000
Foreshore Development Funds - WATC	\$ 4,198,927	\$ 1,525,057	
Airport Redevelopment - WATC Deposits	\$ 36,457,650	\$ 36,458,479	\$ 6,146,431
Airport Redevelopment - Bank Term Deposit	\$ 4,000,000	\$ 4,000,000	\$ 23,000,000
Airport Redevelopment - Other Funds	\$ 5,375,702	\$ 5,176,467	\$ 5,032,229
Total of all Investments Held	\$ 117,833,352	\$ 116,333,873	\$ 94,703,717

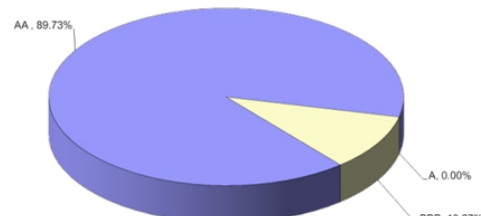
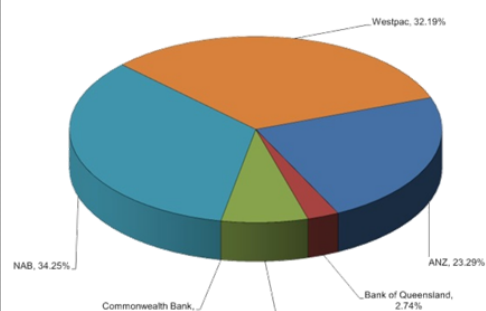
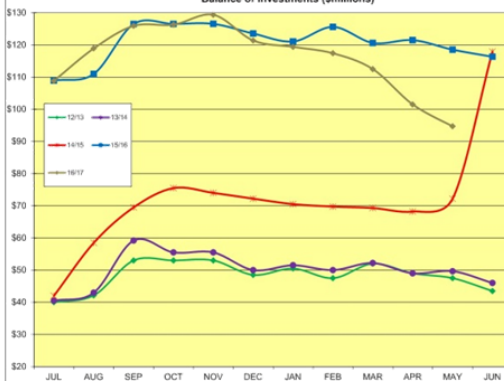
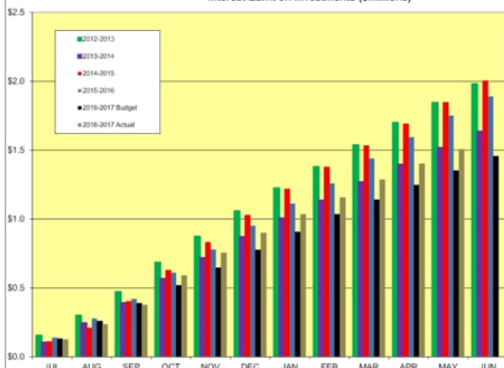
TOTAL INTEREST RECEIVED AND ACCRUED \$ 1,750,324 \$ 1,889,516 \$ 1,505,879

INTEREST BUDGET \$ 1,592,712 \$ 1,737,500 \$ 1,349,850

(Note: Interest figures relate to City general funds only and does not include interest allocated to specific areas such as the Airport Redevelopment)

Statement of Compliance with Council's Investment Policy 218

1. All funds are to be invested within legislative limits.	Fully Compliant
2. All individual funds held within the portfolio are not to exceed a set percentage of the total portfolio value.	Fully Compliant
3. The amount invested based upon the Fund's Rating is not to exceed the set percentages of the total portfolio.	Fully Compliant
4. The amount invested based upon the Investment Horizon is not to exceed the set percentages of the total portfolio.	Fully Compliant

Investment Graphs
Summary of Term Deposits by S & P Rating
(Excludes WATC and 11am Cash Account Funds)

Summary of Term Deposits by Institution
(Excludes WATC and 11am Cash Account Funds)

Balance of Investments (\$millions)

Interest Earnt on Investments (\$millions)


6.2 LIST OF PAYMENTS MADE - MAY 2017

SUBJECT INDEX:	Financial Operations
STRATEGIC OBJECTIVE:	Governance systems, process and practices are responsible, ethical and transparent.
BUSINESS UNIT:	Finance and Corporate Services
ACTIVITY UNIT:	Finance and Corporate Services
REPORTING OFFICER:	Manager Financial Services - Kim Dolzadelli
AUTHORISING OFFICER:	Director, Finance and Corporate Services - Cliff Frewing
VOTING REQUIREMENT:	Simple Majority
ATTACHMENTS:	Attachment A List of Payments made May 2017 ↓

PRÉCIS

This report provides details of payments made from the City's bank accounts for the month of May 2017, for noting by the Council and recording in the Council Minutes.

BACKGROUND

The Local Government (Financial Management) Regulations require that when the Council has delegated authority to the Chief Executive Officer to make payments from the City's bank accounts, that a list of payments made is prepared each month for presentation to, and noting by, Council.

STATUTORY ENVIRONMENT

Section 6.10 of the Local Government Act and more specifically, Regulation 13 of the Local Government (Financial Management) Regulations; refer to the requirement for a listing of payments made each month to be presented to the Council.

RELEVANT PLANS AND POLICIES

NA.

FINANCIAL IMPLICATIONS

NA.

Long-term Financial Plan Implications

NA.

STRATEGIC COMMUNITY OBJECTIVES

This matter principally aligns with Key Goal Area 6 – 'Open and Collaborative Leadership' and more specifically Community Objective 6.1 – 'Governance systems, process and practices are responsible, ethical and transparent'.

RISK ASSESSMENT

NA.

CONSULTATION

NA.

OFFICER COMMENT

In accordance with regular custom, the list of payments made for the month of May 2017 is presented for information.

CONCLUSION

NA.

OPTIONS

NA.

TIMELINE FOR IMPLEMENTATION OF OFFICER RECOMMENDATION

NA.

OFFICER RECOMMENDATION

That the Council notes payment of voucher numbers M114274 – M114430, EF052150 – EF052668, T007337 – T007341, and DD003111 – DD003139; together totalling \$13,197,211.91.



LISTING OF PAYMENTS MADE
UNDER DELEGATED AUTHORITY
FOR THE MONTH OF MAY 2017

Summary		
MUNICIPAL ACCOUNT		236,890.24
ELECTRONIC TRANSFER PAYMENTS		11,465,630.72
TRUST ACCOUNT		1,465,357.74
INTERNAL PAYMENT VOUCHERS		29,333.21
Total Payments		13,197,211.91

MUNICIPAL ACCOUNT - MAY 2017

Date	Chq / Voucher	Name	Description	Amount
2/05/2017	114274	DAVID WILLOTT	KOOKABURRA REFUND FEE	11.50
2/05/2017	114275	GEOGRAPHE LEISURE CENTRE - PETTY CASH	PETTY CASH REIMBURSEMENT	235.60
2/05/2017	114276	BUSSELTON PUBLIC LIBRARY - PETTY CASH	PETTY CASH REIMBURSEMENT	201.68
2/05/2017	114277	IAN WEBSTER	REFUND OF ANIMAL TRAP BOND	100.00
5/05/2017	114278	TELSTRA CORPORATION	COMMUNICATION SERVICES	12,373.86
5/05/2017	114279	WATER CORPORATION	WATER SERVICES	4,494.66
5/05/2017	114280	SYNERGY	ELECTRICITY SUPPLIES	4,068.10
	114281	CANCELLED	PROCESSING ERROR - CANCELLED	0.00
5/05/2017	114282	FRED ROSE EXCAVATOR HIRE	EXCAVATOR HIRE - WASTE FACILITIES & ROADWORKS	5,747.50
11/05/2017	114283	CITY OF BUSSELTON	VARIOUS STAFF REIMBURSEMENTS	3,089.43
11/05/2017	114284	CALLOWS CORNER NEWS	STAFF SOCIAL CLUB - LOTTO	338.00
11/05/2017	114285	GARRY BRIAN MORRIS	REFUND DOG REGISTRATION - NOW STERILISED	150.00
11/05/2017	114286	DEPARTMENT OF COMMERCE, BUILDING COMMISSION	STAFF REGISTRATION FEES	973.00
11/05/2017	114287	LANDGATE CUSTOMER ACCOUNT	LANDGATE LEASE REGISTRATION FEE	165.80
11/05/2017	114288	TELSTRA CORPORATION	COMMUNICATION SERVICES	124.95
11/05/2017	114289-114290	WATER CORPORATION	WATER SERVICES	13,178.48
11/05/2017	114291	SYNERGY	ELECTRICITY SUPPLIES	73,613.32
11/05/2017	114292	OFFICE OF THE CEO - PETTY CASH	PETTY CASH REIMBURSEMENT	374.78

Date	Chq / Voucher	Name	Description	Amount
	114293	CANCELLED	PROCESSING ERROR - CANCELLED	0.00
24/04/2017	114294	KATE WESTERN	STAFF REIMBURSEMENT - TRAINING EXPENSES	83.00
3/05/2017	114295	EMMA PINNELL	BIO-DIVERSITY RATE REBATE	710.87
3/05/2017	114296	JOEL & FIONA HODGKINSON	BIO-DIVERSITY RATE REBATE	250.00
3/05/2017	114297	MARY CRAIGIE	BIO-DIVERSITY RATE REBATE	2,063.27
11/05/2017	114298	GEOGRAPHE CYCLE CLUB INC.	SPONSORSHIP - BOOK PUBLICATION	500.00
11/05/2017	114299	SAMANTHA BAIN	KOOKABURRA REFUND FEE	15.00
11/05/2017	114300	SUBHADRA GERARD	REFUND CRC FACILITY HIRE BOND & BOOKING FEE - CANCELLED	812.00
11/05/2017	114301	DEPARTMENT OF TRANSPORT	PURCHASE OF SPECIAL SERIES NUMBER PLATES	327.00
11/05/2017	114302	THOMAS MAZEY	ART SALES	70.00
11/05/2017	114303	ROBERT MERRIFIELD	REFUND OF ANIMAL TRAP BOND	100.00
11/05/2017	114304	ENABLE WA INC	REFUND OF FACILITY HIRE BOND - CRC	200.00
11/05/2017	114305	DUNSBOROUGH ART SOCIETY	REFUND OF FACILITY HIRE BOND - YALLINGUP HALL	185.00
11/05/2017	114306	MERCY CARE	REFUND OF FACILITY HIRE BOND - CRC	200.00
11/05/2017	114307	CASEY LEWIS	REFUND OF FACILITY HIRE BOND - YALLINGUP HALL	185.00
11/05/2017	114308	ACTING UP ACADEMY OF PERFORMING ARTS INC	REFUND OF FACILITY HIRE BOND - ARTGEO	180.00
11/05/2017	114309	CWA PERTH BELLES	REFUND OF FACILITY HIRE BOND - CRC	200.00
11/05/2017	114310	NOLA MARINO	REFUND OF FACILITY HIRE BOND - CRC	200.00
11/05/2017	114311	THE SCHOOL VOLUNTEER PROGRAM LTD	REFUND OF FACILITY HIRE BOND - YOUTH CENTRE	185.00
11/05/2017	114312	OREN ZOHAR	REFUND OF RATE OVERPAYMENT	287.92
11/05/2017	114313	KENNETH DAVIS	REFUND OF RATE OVERPAYMENT	689.43
11/05/2017	114314	TJ & JA FISHER	REFUND OF RATE OVERPAYMENT	40.00
11/05/2017	114315	OFFICE OF STATE REVENUE	REFUND OF RATE OVERPAYMENT	615.50
11/05/2017	114316	JUSTIN TURNER	REFUND OF COMMUNITY GROUND HIRE BOND	500.00
11/05/2017	114317	WA COUNTRY BUILDERS PTY LTD	REFUND DEVELOPMENT APPLICATION FEE - NOT REQUIRED	147.00
11/05/2017	114318	DK & JA WHITLOCK	REFUND OF HOLIDAY HOME REGISTRATION FEE - CANCELLED	354.00
12/05/2017	114319	SUE TOM	REFUND OF ARTGEO WORKSHOP FEE	160.00
12/05/2017	114320	KATIE BERRYMAN	REFUND OF ANIMAL TRAP BOND	100.00
12/05/2017	114321	BEVERLEY ATKINSON	REFUND OF ANIMAL TRAP BOND	100.00
12/05/2017	114322	ROESNER PTY LTD	REFUND OF BUILDING FEE - APPLICATION CANCELLED	528.00
15/05/2017	114323	CITY OF BUSSELTON - PETTY CASH	PETTY CASH REIMBURSEMENT	502.00
16/05/2017	114324	THE AUSTRALIAN TAXATION OFFICE	TAXATION PAYMENTS	23,963.04
19/05/2017	114325	TELSTRA CORPORATION	COMMUNICATION SERVICES	105.00
19/05/2017	114326	WATER CORPORATION	WATER SERVICES	127.39
19/05/2017	114327	SYNERGY	ELECTRICITY SUPPLIES	1,886.38
	114328-114353	CANCELLED	PROCESSING ERROR - CANCELLED	0.00
23/05/2017	114354	A LANE & D NEWMAN	CROSSOVER SUBSIDY PAYMENT	167.90
23/05/2017	114355	A STYLES & A SARSON	CROSSOVER SUBSIDY PAYMENT	167.90
23/05/2017	114356	ROBERT FENWICK	CROSSOVER SUBSIDY PAYMENT	208.60
23/05/2017	114357	R & M BRENNAN	CROSSOVER SUBSIDY PAYMENT	167.90

Date	Chq / Voucher	Name	Description	Amount
23/05/2017	114358	EC & PG JOHNSON	CROSSOVER SUBSIDY PAYMENT	167.90
23/05/2017	114359	CANCELLED	PROCESSING ERROR - CANCELLED	0.00
23/05/2017	114360	DAWN, NATHAN & DANIELLE VINES	CROSSOVER SUBSIDY PAYMENT	256.00
23/05/2017	114361	S CHETWYND & N RIESTERER	CROSSOVER SUBSIDY PAYMENT	225.90
23/05/2017	114362	EW & CE TURPIN	CROSSOVER SUBSIDY PAYMENT	261.80
23/05/2017	114363	D & A KINNELL	CROSSOVER SUBSIDY PAYMENT	296.70
23/05/2017	114364	P & P FAMLONGA	CROSSOVER SUBSIDY PAYMENT	269.60
23/05/2017	114365	D & K GANDY	CROSSOVER SUBSIDY PAYMENT	273.70
23/05/2017	114366	MERLENE BARSDEN	CROSSOVER SUBSIDY PAYMENT	296.70
23/05/2017	114367	C & K BERTOLAMI	CROSSOVER SUBSIDY PAYMENT	339.50
23/05/2017	114368	RODNEY HOLT	CROSSOVER SUBSIDY PAYMENT	384.50
23/05/2017	114369	A & P REES	CROSSOVER SUBSIDY PAYMENT	411.70
23/05/2017	114370	P & R BROWN	CROSSOVER SUBSIDY PAYMENT	720.30
23/05/2017	114371	DARREN CHILD	CROSSOVER SUBSIDY PAYMENT	351.50
23/05/2017	114372	N BOWSER & A WILLIAMS	CROSSOVER SUBSIDY PAYMENT	296.70
23/05/2017	114373	D & J IVES	CROSSOVER SUBSIDY PAYMENT	148.10
23/05/2017	114374	R & D REED	CROSSOVER SUBSIDY PAYMENT	167.90
23/05/2017	114375	N BOWSER & A WILLIAMS	CROSSOVER SUBSIDY PAYMENT	317.00
23/05/2017	114376	D & J IVES	CROSSOVER SUBSIDY PAYMENT	283.10
23/05/2017	114377-114379	CANCELLED	PROCESSING ERROR - CANCELLED	0.00
23/05/2017	114380	C BECKETT & C CUMMINS	CROSSOVER SUBSIDY PAYMENT	337.40
23/05/2017	114381	R BRUCE & A VAN DE MEEBERG	CROSSOVER SUBSIDY PAYMENT	333.60
23/05/2017	114382	PETER MORRIS	CROSSOVER SUBSIDY PAYMENT	337.40
23/05/2017	114383	MJ & PG JOHNSTON &	REFUND OF ANIMAL TRAP BOND	100.00
22/05/2017	114384	SUSAN GRAF	REFUND OF ARTGEO WORKSHOP FEES - WORKSHOP CANCELLED	75.00
22/05/2017	114385	JILL HARRISON	REFUND OF ARTGEO WORKSHOP FEES - WORKSHOP CANCELLED	155.00
22/05/2017	114386	SANDRA DUNBAR	REFUND OF ARTGEO WORKSHOP FEES - WORKSHOP CANCELLED	155.00
22/05/2017	114387	BLANCHE LINDEGGER	REFUND OF ARTGEO WORKSHOP FEES - WORKSHOP CANCELLED	75.00
22/05/2017	114388	CAROL PALMER	REFUND OF ARTGEO WORKSHOP FEES - WORKSHOP CANCELLED	75.00
22/05/2017	114389	RICHARD COSHOTT	SPONSORSHIP - U15S AFL STATE C'SHIPS ATTENDANCE	200.00
22/05/2017	114390	GEOGRAPHE BAY TABLE TENNIS CLUB	SPONSORSHIP - SOUTH WEST TABLE TENNIS C'SHIPS ATTENDANCE	500.00
23/05/2017	114391	L MURRAY	KOOKABURRA REFUND FEE	33.00
23/05/2017	114392	KAREN KOSTAS	KOOKABURRA REFUND FEE	15.00
23/05/2017	114393	DUNSBOROUGH PUBLIC LIBRARY - PETTY CASH	PETTY CASH REIMBURSEMENT	34.40
23/05/2017	114394	CAROL KEMP	ART SALES	5.60
23/05/2017	114395	JEANETTE SMITH	REFUND OF ANIMAL TRAP BOND	100.00
23/05/2017	114396	WARREN SANDERSON	REFUND OF ANIMAL TRAP BOND	100.00
23/05/2017	114397	TROY BUSWELL	REFUND OF ANIMAL TRAP BOND	36.00
23/05/2017	114398	SOUTH WEST CATCHMENTS COUNCIL	REFUND OF FACILITY HIRE BOND - CRC	200.00
23/05/2017	114399	ACTIV FOUNDATION INCORPORATED	REFUND OF FACILITY HIRE BOND - CRC	200.00

Date	Chq / Voucher	Name	Description	Amount
23/05/2017	114400	FAUSTINA TULETT	REFUND OF FACILITY HIRE BOND - YOUTH CENTRE	185.00
23/05/2017	114401	RENEE D ALLEN	REFUND OF FOOD PREMISES APPLICATION FEE - OVERPAYMENT	62.00
25/05/2017	114402	CITY OF BUSSELTON	VARIOUS PAYROLL REIMBURSEMENTS	3,293.43
25/05/2017	114403	CALLOWS CORNER NEWS	STAFF SOCIAL CLUB - LOTTO	302.00
24/05/2017	114404	CITY OF BUSSELTON	WAIVER OF EVENT APPLICATION FEE - BREAST CANCER CARE WA	36.50
24/05/2017	114405	JASON CALLAGHAN	CROSSOVER SUBSIDY PAYMENT	167.90
24/05/2017	114406	OFFICE OF STATE REVENUE	REFUND OF RATE OVERPAYMENT	354.22
24/05/2017	114407	MS J COLEGATE	SPONSORSHIP - U16S BASKETBALL C'SHIPS ATTENDANCE	200.00
26/05/2017	114408	NATIONAL TRUST OF AUSTRALIA (W.A.)	175TH MEMORIAL FUND MEMBERSHIP APPEAL	120.00
26/05/2017	114409	CANCELLED	PROCESSING ERROR - CANCELLED	0.00
26/05/2017	114410	SOUTHERN CROSS AUSTERIO	ADVERTISING - GLC & NCC	1,980.00
26/05/2017	114411	BUSSELTON WATER CORPORATION	WATER SERVICES	3,687.10
26/05/2017	114412	CALLOWS CORNER NEWSAGENCY	STATIONERY/ NEWSPAPERS	364.19
26/05/2017	114413	DEPARTMENT OF COMMERCE, BUILDING COMMISSION	STAFF REGISTRATION FEES	868.00
26/05/2017	114414	TELSTRA CORPORATION	COMMUNICATION SERVICES	9,013.61
26/05/2017	114415	CITY OF BUSSELTON	PLANT TRADE-IN TO T-QUIP	4,180.00
26/05/2017	114416	WATER CORPORATION	WATER SERVICES	2,243.81
26/05/2017	114417	BUSSELTON UPHOLSTERERS	UPHOLSTERY SERVICES - TARP REPAIRS	60.00
26/05/2017	114418	AUSTRALIAN COMMUNICATIONS & MEDIA AUTHORITY	COMMUNICATION SERVICES - VHF LICENCE FEES - BMRRA	44.00
26/05/2017	114419-114420	CLEANAWAY	WASTE MANAGEMENT SERVICES	10,059.22
26/05/2017	114421	ALINTA	GAS SERVICES	457.20
26/05/2017	114422	ENGINEERS AUSTRALIA	STAFF MEMBERSHIP/REGISTRATION FEES	557.00
26/05/2017	114423-114424	SYNERGY	ELECTRICITY SUPPLIES	16,378.90
26/05/2017	114425	BOND ADMINISTRATOR	AGED HOUSING BONDS	1,040.00
26/05/2017	114426	FRED ROSE EXCAVATOR HIRE	EXCAVATOR HIRE - WASTE FACILITY & ROADWORKS	15,004.00
26/05/2017	114427	LANDGATE CUSTOMER ACCOUNT	LANDGATE FEES - REMOVAL OF EXPIRED TERM LEASE	165.80
29/05/2017	114428	MOSQUITO CONTROL ASSOCIATION OF AUST INC.	ANNUAL MEMBERSHIP RENEWAL	200.00
29/05/2017	114429	ARTGEO PETTY CASH	PETTY CASH REIMBURSEMENT	87.60
29/05/2017	114430	EXCLAIMER LTD	EXCHANGE SERVER SOFTWARE	718.00
				236,890.24

ELECTRONIC TRANSFER PAYMENTS - MAY 2017

Date	EFT	Name	Description	Amount
5/05/2017	EF052150	LINDA KUSAL	STAFF REIMBURSEMENT - VEHICLE CLEANING	255.00
5/05/2017	EF052151	BUSSELTON HYUNDAI	VEHICLE PURCHASES / SERVICES / PARTS	38,163.80
5/05/2017	EF052152	BCP CIVIL & PLANT	PLANT HIRE, CONSTRUCTION SERVICES - VARIOUS WORKS	13,802.22
5/05/2017	EF052153	ERTECH PTY LTD	COASTAL DEFENCES SERVICE - BUSSELTON FORESHORE, CLAIM # 3	231,228.36
5/05/2017	EF052154	NATURALISTE GLASS PTY LTD	NOISE AMELIORATION WORKS - BMRRA EXPANSION	12,659.54
5/05/2017	EF052155	TANIA OLIVER	STAFF REIMBURSEMENT - VEHICLE CLEANING	14.00
5/05/2017	EF052156	BBS COLLECTIONS PTY LTD	DEBT COLLECTION SERVICES	97.30

Date	Chq / Voucher	Name	Description	Amount
5/05/2017	EF052157	CENTRAL REGIONAL TAFE	EMPLOYEE TRAINING SERVICES - ANIMAL CONTROL	1,631.30
5/05/2017	EF052158	SHAPE MANAGEMENT	CONSULTANCY SERVICES FOR MAJOR PROJECTS	19,140.00
5/05/2017	EF052159	UCI CANTERBURY GROUP PTY LTD T/AS	COMMERCIAL FURNITURE - ADMIN BUILDING	18,480.00
5/05/2017	EF052160	HARVEY NORMAN AV/IT SUPERSTORE BUSSELTON	INFORMATION TECHNOLOGY HARDWARE	68.00
5/05/2017	EF052161	PRO CONSTRUCT	BUILDING CONSTRUCTION SERVICES - YOUTH BUILDING CLAIM #4	206,553.00
5/05/2017	EF052162	BAY SIGNS	SIGNAGE SUPPLIES - VARIOUS	8,375.55
5/05/2017	EF052163	CHRISTIAN WHITFIELD	ENTERTAINMENT - YOUTH EVENT	150.00
5/05/2017	EF052164	DAVID BAILEY	ART SALES	180.00
5/05/2017	EF052165	ADAM FAHEY	KOOKABURRA REFUND FEE	65.00
5/05/2017	EF052166	JASON SIGNMAKERS	SIGNAGE SUPPLIES - VARIOUS	1,724.14
5/05/2017	EF052167	BRAD SCOTT ELECTRICS	ELECTRICAL SERVICES - VARIOUS	16,445.88
5/05/2017	EF052168	COLES	COUNCIL & STAFF REFRESHMENTS, ARTGEO EXHIBITION EXPENSES	266.08
5/05/2017	EF052169	INNOVEST CONSTRUCTION	CONSTRUCTION SERVICES - MILNE ST PAVILLION CLAIM #5	213,469.48
5/05/2017	EF052170	VINEPOWER MARGARET RIVER PTY LTD	WEED CONTROL & LANDSCAPING SERVICES - VARIOUS	8,403.33
5/05/2017	EF052171	BDA TREE LOPPING	TREE LOPPING SERVICES - VARIOUS STREET LOCATIONS	5,094.00
5/05/2017	EF052172	TRIATHLON WESTERN AUSTRALIA	GRANT FUNDING - 2017 IRONMAN TRIATHLON	59,400.00
5/05/2017	EF052173	NEVERFAIL SPRINGWATER LTD	WATER REFILL SERVICE - DUNS WASTE FACILITY	26.65
5/05/2017	EF052174	ALINTA ENERGY	ELECTRICITY SUPPLY	42,598.83
11/05/2017	EF052175	HIF	HEALTH INSURANCE	229.40
11/05/2017	EF052176	PAY-PLAN PTY LTD	SALARY PACKAGING	18,078.18
11/05/2017	EF052177	RENTAL MANAGEMENT AUSTRALIA PTY LTD	RENTAL LEASE AGREEMENT	800.00
11/05/2017	EF052178	GR & LC CHRISTIAN	RENTAL LEASE AGREEMENT	1,200.00
11/05/2017	EF052179	AUSTRALIAN TAXATION OFFICE	PAYG TAXATION	200,780.00
11/05/2017	EF052180	AUSTRALIAN SERVICES UNION	UNION FEES	210.80
11/05/2017	EF052181	HBF HEALTH LIMITED	MEDICAL INSURANCE	1,008.05
11/05/2017	EF052182	LOCAL GOV'T RACE COURSE & CEMETERY EMPLOYEES	UNION FEES	420.26
11/05/2017	EF052183	DEPUTY CHILD SUPPORT REGISTRAR	SALARY DEDUCTIONS	778.13
11/05/2017	EF052184	CITY OF BUSSELTON-SOCIAL CLUB	SOCIAL CLUB REIMBURSEMENT	194.00
11/05/2017	EF052185	STAFF CHRISTMAS CLUB	PAYROLL DEDUCTIONS	3,907.18
11/05/2017	EF052186	CLICKSUPER	SUPERANNUATION	155,133.35
11/05/2017	EF052187	TRAFFIC FORCE	TRAFFIC MANAGEMENT SERVICES - VARIOUS	7,768.83
11/05/2017	EF052188	DENNIS HADDON	ART SALES	63.00
11/05/2017	EF052189	BOSS OFFICE CHOICE	STATIONERY SUPPLIER	142.81
11/05/2017	EF052190	CR. G BLEECHMORE	COUNCILLOR PAYMENT	2,382.50
11/05/2017	EF052191	CR. G HENLEY	COUNCILLOR PAYMENT	8,427.25
11/05/2017	EF052192	CR. T BEST	COUNCILLOR PAYMENT	2,382.50
11/05/2017	EF052193	PHIL HOLLETT PHOTOGRAPHY	ART SALES	131.60
11/05/2017	EF052194	KEVAN COLLETT	ART SALES	304.50
11/05/2017	EF052195	CR. J McCALLUM	COUNCILLOR PAYMENT & REIMBURSEMENT	2,789.25
11/05/2017	EF052196	DEB HOLDEN	STAFF REIMBURSEMENT - VOLUNTEER AWARD EXPENSES	110.90

Date	Chq / Voucher	Name	Description	Amount
11/05/2017	EF052197	ANDERS HAMMARSTROM	ART SALES	14.00
11/05/2017	EF052198	PAY-PLAN PTY LTD	SALARY PACKAGING	155.31
11/05/2017	EF052199	MARGARET PARKE	ART SALES	147.00
11/05/2017	EF052200	FREESTYLE NOW	YOUTH PROGRAM DELIVERY - COACHING WORKSHOPS	1,870.00
11/05/2017	EF052201	MATTHEW SHARP	ART SALES	105.00
11/05/2017	EF052202	CR. R BENNETT	COUNCILLOR PAYMENT & REIMBURSEMENT	3,098.10
11/05/2017	EF052203	PANCAKE DESIGNS RESIN	ART SALES	323.05
11/05/2017	EF052204	CASTLEVIEW HOLDINGS PTY LTD	ART SALES	24.50
11/05/2017	EF052205	NALDA HOSKINS	ART SALES	178.20
11/05/2017	EF052206	LIZ MORGAN	STAFF REIMBURSEMENT - POOL OPERATIONS TRAINING EXPENSES	44.60
11/05/2017	EF052207	OPTUS BILLING SERVICES PTY LTD	FIXED INTERNET ACCESS	377.19
11/05/2017	EF052208	BORRELL RAFFERTY ASSOCIATES PTY LTD	QUANTITY SURVEYING - ADMIN BUILDING	4,400.00
11/05/2017	EF052209	ERTECH PTY LTD	BMRA AIRSIDE D&C CONTRACTOR	5,383,901.50
11/05/2017	EF052210	MEROME DARVILL	ART SALES	10.50
11/05/2017	EF052211	DAVID GOODWIN	STAFF REIMBURSEMENT - FUEL EXPENSES	62.36
11/05/2017	EF052212	OCEAN AIR CARPET CARE	CLEANING SERVICES - VARIOUS BUILDINGS	4,226.20
11/05/2017	EF052213	CR. R REEKIE	COUNCILLOR PAYMENT	2,382.50
11/05/2017	EF052214	CR. R PAINE	COUNCILLOR PAYMENT & REIMBURSEMENT	2,740.50
11/05/2017	EF052215	GYM AND FITNESS	GYM EQUIPMENT - GEOGRAPHE LEISURE CENTRE	189.00
11/05/2017	EF052216	CR. P CARTER	COUNCILLOR PAYMENT & REIMBURSEMENT	2,927.34
11/05/2017	EF052217	ALASTAIR TAYLOR	ART SALES	21.00
11/05/2017	EF052218	S BARKER & G RODDEWIG	REFUND OF RATES OVERPAYMENT	700.00
11/05/2017	EF052219	BUSSELTON AGRICULTURAL SERVICES (WA) PTY LTD	HARDWARE SUPPLIES	45.00
11/05/2017	EF052220	MARGARET COY	ART SALES	904.20
11/05/2017	EF052221	RUTH BROOKS	ART SALES	104.00
11/05/2017	EF052222	JENNIFER BROWN	ART SALES	25.20
11/05/2017	EF052223	ELAMOORE NATURAL SOAPS & COSMETICS PTY LTD	ART SALES	71.40
11/05/2017	EF052224	PACK AND SEND LIVERPOOL	COURIER SERVICE - ARTGEO EXHIBITION EXPENSES	1,705.00
11/05/2017	EF052225	DOUGLAS CHAMBERS	ART SALES	297.00
11/05/2017	EF052226	CTI SECURITY SYSTEMS PTY LTD	SECURITY SERVICES - INSTALLATION OF BRIGADE SHED ALARMS	15,005.65
11/05/2017	EF052227	DAVID BAILEY	ART SALES	189.00
11/05/2017	EF052228	CLAIRE BOLTON	ART SALES	303.60
11/05/2017	EF052229	FTE ENGINEERING	FABRICATION SERVICES - ALUMINIUM RAMP FOR JETTY	1,518.00
11/05/2017	EF052230	GEOGRAPHE PETROLEUM	FUEL SERVICES	9,890.98
11/05/2017	EF052231	VASSE BUSHFIRE BRIGADE	PETTY CASH REIMBURSEMENT	1,105.00
11/05/2017	EF052232	TOTAL EDEN PTY LTD	RETICULATION SERVICES - VASSE AERATOR REPAIR	3,883.00
11/05/2017	EF052233	BRAD SCOTT ELECTRICS	ELECTRICAL SERVICES - VARIOUS	2,169.45
11/05/2017	EF052234	BUNNINGS BUILDING SUPPLIES	HARDWARE SUPPLIES	328.90
11/05/2017	EF052235	SIGMA COMPANIES GROUP PTY LTD	GLC POOL CHEMICAL SUPPLIER	388.85
11/05/2017	EF052236	COLES	COUNCIL, STAFF & GLC REFRESHMENTS	383.23

Date	Chq / Voucher	Name	Description	Amount
11/05/2017	EF052237	BAREFOOT BOOKS	LIBRARY RESOURCES	1,240.23
11/05/2017	EF052238	SPORTS TURF TECHNOLOGY	SPORTS TURF MAINTENANCE SERVICES - VARIOUS	8,853.68
11/05/2017	EF052239	JUNE ANDERSON	ART SALES	128.00
11/05/2017	EF052240	JOAN DAVY	ART SALES	60.00
11/05/2017	EF052241	ALISON BROWN	ART SALES	124.60
11/05/2017	EF052242	SUSSEX BUSHFIRE BRIGADE	PETTY CASH REIMBURSEMENT	880.00
11/05/2017	EF052243	SURVCON PTY LTD	SURVEY SERVICES - WASTE FACILITIES	1,039.50
11/05/2017	EF052244	SHARON WILLIAMS	ART SALES	36.00
11/05/2017	EF052245	OWEN G ISBEL	ART SALES	316.00
11/05/2017	EF052246	JANINE SHERIDAN	STAFF REIMBURSEMENT - TRAINING EXPENSES	68.50
11/05/2017	EF052247	TRANSOFT SOLUTIONS (AUSTRALIA) PTY LTD	SOFTWARE SERVICES	660.00
11/05/2017	EF052248	CELIA CLARE	ART SALES	483.20
12/05/2017	EF052249	DUNSBOROUGH & DISTRICT COUNTRY CLUB	GRANT FUNDING - COMMUNITY GROUP ADVANCE	114,000.00
16/05/2017	EF052250	CLIPPEX	FENCING SERVICES - AIRPORT EXPANSION	119,790.00
18/05/2017	EF052251	JAMES SPATH	STAFF REIMBURSEMENT - INTERNET ACCESS	209.85
18/05/2017	EF052252	DOOR SMART WA	ROLLER DOOR REPLACEMENT - BUSSELTON DEPOT	2,780.80
18/05/2017	EF052253	SHOREWATER MARINE PTY LTD	MAINTENANCE SERVICES & PLANT HIRE - BUSSELTON JETTY	4,345.00
18/05/2017	EF052254	CRANEFORD PLUMBING PTY LTD	PLUMBING SERVICES - GLC GEOTHERMAL	11,825.00
18/05/2017	EF052255	A2Z SPORTS P/L	SPORTING GOODS - NCC	628.30
18/05/2017	EF052256	DANIEL FRITCHLEY	DRAFTING SERVICES - BSN FORESHORE & VARIOUS PROJECTS	5,115.00
18/05/2017	EF052257	LIZ MORGAN	STAFF REIMBURSEMENT - TRAINING EXPENSES	83.00
18/05/2017	EF052258	BCP CIVIL & PLANT	EXCAVATOR & PLANT HIRE - VARIOUS WORKS	5,454.63
18/05/2017	EF052259	BCP LIQUID WASTE	LIQUID WASTE SERVICES	150.00
18/05/2017	EF052260	COLIN WOODFORD CARPENTRY & FINE FURNITURE	CARPENTRY SERVICES - POINT PIQUET ABLUTION BLOCK	11,390.50
18/05/2017	EF052261	KRISTOPHER DAVIS	STAFF REIMBURSEMENT- INTERNET ACCESS	150.00
18/05/2017	EF052262	REDFISH TECHNOLOGIES PTY LTD	AUDIO VISUAL FITOUT - ADMIN BUILDING	108,579.08
18/05/2017	EF052263	BURGTEC AUSTRALIA PTY LTD	COMMERCIAL FURNITURE - ADMIN BUILDING	60,000.00
18/05/2017	EF052264	TOX FREE AUSTRALIA	CHEMICAL DISPOSAL SERVICES - WASTE FACILITIES	16,851.29
18/05/2017	EF052265	RF & LK MASLIN	REFUND ANIMAL TRAP BOND	100.00
18/05/2017	EF052266	BOC GASES AUSTRALIA LTD	GAS SERVICES & UPGRADES - GEOGRAPHE LEISURE CENTRE	4,477.89
18/05/2017	EF052267	BGC CONSTRUCTION PTY LTD	CONSTRUCTION SERVICES - ADMIN BUILDING CLAIM #16	896,620.08
18/05/2017	EF052268	COLES	GLC REFRESHMENTS	92.17
18/05/2017	EF052269	PRIME EARTHMOVING BUSSELTON	EARTHMOVING SERVICES - VARIOUS LOCATIONS	6,517.50
18/05/2017	EF052270	NEVERFAIL SPRINGWATER LTD	WATER REFILL SERVICE - DUNS WASTE FACILITY	90.15
25/05/2017	EF052271	HIF	HEALTH INSURANCE	229.40
25/05/2017	EF052272	PAY-PLAN PTY LTD	SALARY PACKAGING	18,968.15
25/05/2017	EF052273	RENTAL MANAGEMENT AUSTRALIA PTY LTD	RENTAL LEASE AGREEMENT	800.00
25/05/2017	EF052274	GR & LC CHRISTIAN	RENTAL LEASE AGREEMENT	1,200.00
25/05/2017	EF052275	AUSTRALIAN TAXATION OFFICE	PAYG TAXATION	201,416.00
25/05/2017	EF052276	AUSTRALIAN SERVICES UNION	UNION FEES	52.70

Date	Chq / Voucher	Name	Description	Amount
25/05/2017	EF052277	HBF HEALTH LIMITED	MEDICAL INSURANCE	431.45
25/05/2017	EF052278	LOCAL GOV'T RACE COURSE & CEMETERY EMPLOYEES	UNION FEES	420.26
25/05/2017	EF052279	DEPUTY CHILD SUPPORT REGISTRAR	SALARY DEDUCTIONS	778.13
25/05/2017	EF052280	CITY OF BUSSELTON-SOCIAL CLUB	SOCIAL CLUB REIMBURSEMENT	194.00
25/05/2017	EF052281	STAFF CHRISTMAS CLUB	PAYROLL DEDUCTIONS	3,977.18
25/05/2017	EF052282	CLICKSUPER	SUPERANNUATION	155,643.10
26/05/2017	EF052283	CORNÉ LOMBARD	STAFF REIMBURSEMENT - HR RESOURCES	199.98
26/05/2017	EF052284	DEPARTMENT OF PLANNING	DEVELOPMENT ASSESSMENT PANEL PAYMENT - APPLICATION FEE	6,408.00
26/05/2017	EF052285	LINDA KUSAL	STAFF REIMBURSEMENT - VEHICLE LICENCING	129.45
26/05/2017	EF052286	HEATLEYS SAFETY & INDUSTRIAL	SAFETY EQUIPMENT & HARDWARE	1,638.11
26/05/2017	EF052287	SPECIALITY TIMBER FLOORING WA	TIMBER FLOORING SERVICES - RESURFACING GLC	109,879.00
26/05/2017	EF052288	MCG ARCHITECTS PTY LTD	ADMIN BUILDING - CONTRACT ADMINISTRATION SERVICES	16,130.40
26/05/2017	EF052289	MARY EVERUSS	STAFF REIMBURSEMENT - VACATION CARE RESOURCES (GLC)	617.00
26/05/2017	EF052290	GEOGRAPHE INDUSTRIAL SUPPLIES	INDUSTRIAL SUPPLIES	43.56
26/05/2017	EF052291	OPTUS BILLING SERVICES PTY LTD	FIXED INTERNET ACCESS	1,997.27
26/05/2017	EF052292	ERTECH PTY LTD	COASTAL DEFENCES SERVICE - BUSSELTON FORESHORE, CLAIM # 4	206,983.04
26/05/2017	EF052293	CYNTHIA DIX	ART SALES	14.00
26/05/2017	EF052294	COLIN WOODFORD CARPENTRY & FINE FURNITURE	CARPENTRY SERVICES - POINT PIQUET ABLUTION BLOCK	7,900.20
26/05/2017	EF052295	COLES.COM.AU	COUNCIL & STAFF REFRESHMENTS	604.24
26/05/2017	EF052296	EVERETT'S HOME AND YARD MAINTENANCE	MAINTENANCE SERVICES - VARIOUS LOCATIONS	7,221.11
26/05/2017	EF052297	DAVID GOODWIN	STAFF REIMBURSEMENT - FUEL EXPENSES	20.00
26/05/2017	EF052298	OCEAN AIR CARPET CARE	CLEANING SERVICES - VARIOUS BUILDINGS	4,110.70
26/05/2017	EF052299	CR. R PAINE	COUNCILLOR REIMBURSEMENT	199.95
26/05/2017	EF052300	GEOGRAPHE ELECTRICAL & COMMUNICATIONS GEC	ELECTRICAL SERVICES - NBN CONNECTION RAILWAY HOUSE	1,710.83
26/05/2017	EF052301	STALEY FOOD & PACKAGING	CLEANING CHEMICALS - KCP & GLC	9,138.26
26/05/2017	EF052302	BUSSELTON REWINDS	PLANT PURCHASES/SERVICES / PARTS	7,885.34
26/05/2017	EF052303	MEGAN DALEY	STAFF REIMBURSEMENT - TRAINING EXPENSES	583.78
26/05/2017	EF052304	KYLLIE CALDWELL	GLC REFUND FEE	117.00
26/05/2017	EF052305	J T WILDER	REFUND ANIMAL TRAP BOND	90.00
26/05/2017	EF052306	JAMIE LAURITSEN	KOOKABURRA REFUND FEE	82.00
26/05/2017	EF052307	CLINT KIRKHAM	REFUND OF RECREATIONAL HIRE BOND	1,000.00
26/05/2017	EF052308	S & M SIEGRIST	CROSSOVER CONTRIBUTION	291.70
26/05/2017	EF052309	ANA MARSIC	STAFF REIMBURSEMENT - TRAINING EXPENSES	855.00
26/05/2017	EF052310	DOTS POTS & OFFICE FURNITURE	OFFICE FURNITURE SUPPLIER - ADMIN BUILDING STORAGE	9,416.00
26/05/2017	EF052311	BOC GASES AUSTRALIA LTD	GAS SERVICES	1,988.39
26/05/2017	EF052312	KONNECT	HARDWARE SUPPLIES	91.10
26/05/2017	EF052313	YALLINGUP RURAL BUSHFIRE BRIGADE	PETTY CASH REIMBURSEMENT	1,190.57
26/05/2017	EF052314	BRAD SCOTT ELECTRICS	ELECTRICAL SERVICES - FORESHORE BOLLARDS & VARIOUS OTHER	111,914.53
26/05/2017	EF052315	BUNNINGS BUILDING SUPPLIES	HARDWARE SUPPLIES	2,019.01
26/05/2017	EF052316	COLES	COUNCIL, STAFF & GLC REFRESHMENTS	667.95

Date	Chq / Voucher	Name	Description	Amount
26/05/2017	EF052317	D W & S V ROBERTS	CONCRETE SERVICES - VARIOUS LOCATIONS	6,818.00
26/05/2017	EF052318	NEVERFAIL SPRINGWATER LTD	WATER REFILL SERVICE - DUNS WASTE FACILITY	219.65
26/05/2017	EF052319	ERNEST GEORGE NOMINEES	REFUND OF ROAD MAINTENANCE BOND - BIDDLE ROAD	8,750.00
26/05/2017	EF052320	LOCAL GOVERNMENT PROFESSIONALS AUSTRALIA (WA DIV)	EMPLOYEE TRAINING SERVICES	1,500.00
29/05/2017	EF052321	ENVIRONMENTAL HEALTH AUSTRALIA (WA)	EMPLOYEE TRAINING SERVICES	40.00
29/05/2017	EF052322	ELLIOTS IRRIGATION PTY LTD	IRON FILTER SERVICING	1,666.50
29/05/2017	EF052323	WALGA	WALGA TRAINING SERVICES	567.00
29/05/2017	EF052324	TRAFFIC FORCE	TRAFFIC MANAGEMENT SERVICES - VARIOUS LOCATIONS	97,912.18
29/05/2017	EF052325	UNITING CHURCH PARISH OF BUSSELTON	WORKSHOP RAG SUPPLIER	150.00
29/05/2017	EF052326	HARLEY DYKSTRA	DRAFTING SERVICES - BMRRA	2,507.22
29/05/2017	EF052327	MARGARET RIVER WINE INDUSTRY	SPONSORSHIP FOR 50TH ANNIVERSARY	11,000.00
29/05/2017	EF052328	CREATIVE WELDING	MAINTENANCE SERVICES - QUEEN ST RAILING REPAIRS	12,650.00
29/05/2017	EF052329	iSUBSCRIBE PTY LTD	LIBRARY RESOURCES	30.00
29/05/2017	EF052330	YALLINGUP LANDSCAPES	LANDSCAPING SERVICES - MEELUP REGIONAL PARK, PT PIQUET	17,328.00
29/05/2017	EF052331	BOSS OFFICE CHOICE	STATIONERY SUPPLIER	478.39
29/05/2017	EF052332	INSIGHT CALL CENTRE SERVICES	AFTER HOURS CALL CENTRE SERVICES	225.23
29/05/2017	EF052333	MULTICLEAN WA PTY LTD	CLEANING SERVICES - VARIOUS BUILDINGS	39,994.16
29/05/2017	EF052334	BUSSELTON HYDRAULIC SERVICES INC	HYDRAULIC SERVICES	461.97
29/05/2017	EF052335	CR. G BLEECHMORE	COUNCILLOR REIMBURSEMENT	103.18
29/05/2017	EF052336	WEATHERSAFE WA (DEL-RAY CANVAS)	CANVAS SERVICES - PLAYGROUND SHADESAILS	1,920.00
29/05/2017	EF052337	BLUE DOG TRAINING	EMPLOYEE TRAINING SERVICES	80.00
29/05/2017	EF052338	THE ASSOCIATION FOR PAYROLL SPECIALISTS	ANNUAL MEMBERSHIP FEE	895.00
29/05/2017	EF052339	LEEWIN CIVIL PTY LTD	PLANT HIRE - BUSSELTON BYPASS CYCLEWAY	2,662.00
29/05/2017	EF052340	BUSSELTON NETBALL ASSOCIATION	KIDSPORT VOUCHERS	3,913.00
29/05/2017	EF052341	JIGSAW SIGNS & PRINT	SIGNAGE & PRINTING SERVICES - VARIOUS	12,966.70
29/05/2017	EF052342	BUNBURY TRUCKS	PLANT PURCHASES / SERVICES / PARTS	4,401.89
29/05/2017	EF052343	STOCKER PRESTON	STRATA LEVY FEES & WATER CONSUMPTION	2,331.25
29/05/2017	EF052344	TOTAL GREEN RECYCLING	RECYCLING E-WASTE SERVICES - WASTE FACILITIES	3,759.53
29/05/2017	EF052345	AR PLUMBING & GAS SERVICE	PLUMBING SERVICES - VARIOUS	1,762.20
29/05/2017	EF052346	PHOENIX FOUNDRY PTY LTD	MEMORIAL PLAQUES SUPPLIER	1,212.20
29/05/2017	EF052347	TOLL IPEC PTY LTD	COURIER SERVICES	11.04
29/05/2017	EF052348	EMERGE ASSOCIATES	CONSULTANCY SERVICES - NEWTOWN CR PROJECT	5,478.00
29/05/2017	EF052349	NAOMI SEARLE	STAFF REIMBURSEMENT - INTERNET ACCESS	79.00
29/05/2017	EF052350	BROWNES DAIRY	GLC KIOSK SUPPLIES	405.90
29/05/2017	EF052351	AVIATION PROJECTS PTY LTD	CONSULTANCY SERVICES - LANDSIDE DESIGN DEV. BMRRA	7,216.28
29/05/2017	EF052352	OUR COMMUNITY	GRANTS LIST SUBSCRIPTION	330.00
29/05/2017	EF052353	BLUE SKY MEDIA	ADVERTISING SERVICES - ARTGEO	1,518.00
29/05/2017	EF052354	BUNBURY SUBARU	VEHICLE PURCHASES / SERVICES / PARTS	41,326.40
29/05/2017	EF052355	LANDSAVE ORGANICS	LANDSCAPING SERVICE - COMPOST BLEND	146.85
29/05/2017	EF052356	CANCELLED	PROCESSING ERROR - CANCELLED	0.00

Date	Chq / Voucher	Name	Description	Amount
29/05/2017	EF052357	GROWING TOWARDS WELLNESS PTY LTD	FORESHORE REVEGETATION - WONNERUP & BSN FORESHORE	8,505.00
29/05/2017	EF052358	PRIME INDUSTRIAL PRODUCTS PTY LTD	SAFETY EQUIPMENT & HARDWARE	399.85
29/05/2017	EF052359	BEACON EQUIPMENT	PLANT MAINTENANCE EQUIPMENT	195.00
29/05/2017	EF052360	PROFESSIONAL CABLING	CABLING SERVICES - VARIOUS	8,184.00
29/05/2017	EF052361	ST JOHN AMBULANCE	EMPLOYEE TRAINING SERVICES	160.00
29/05/2017	EF052362	CR. J McCALLUM	COUNCILLOR REIMBURSEMENT	280.13
29/05/2017	EF052363	BRIDGESTONE	TYRE SERVICES	1,068.67
29/05/2017	EF052364	ABBAY TILING SERVICE	TILING SERVICES - AGED HOUSING	4,796.00
29/05/2017	EF052365	WIZID PTY LTD	POOL ENTRY WRISTBANDS - GLC	159.50
29/05/2017	EF052366	BUSSELTON BEARING SERVICES	BEARING SUPPLIES - PLANT MAINTENANCE	3,964.43
29/05/2017	EF052367	ARTISAN PAVING	PAVING SERVICES - DRIVEWAY REINSTATEMENT JOHNSTON AVE	2,640.00
29/05/2017	EF052368	ROVERS JUNIOR FOOTBALL CLUB INC	KIDSPORT VOUCHERS	490.00
29/05/2017	EF052369	BUSSELTON JUNIOR SOCCER CLUB	KIDSPORT VOUCHERS	1,613.00
29/05/2017	EF052370	MCLEODS BARRISTERS & SOLICITORS	LEGAL SERVICES & ADVICE	1,772.55
29/05/2017	EF052371	CAVALIERS HOCKEY CLUB INC	KIDSPORT VOUCHERS	940.00
29/05/2017	EF052372	VORGEE PTY LTD	PRO SHOP SUPPLIES - GLC	709.50
29/05/2017	EF052373	COUNTRY WOMENS HOCKEY CLUB	KIDSPORT VOUCHERS	200.00
29/05/2017	EF052374	ENVIRONEX INTERNATIONAL PTY LTD	POOL CHEMICALS FOR GLC	1,410.33
29/05/2017	EF052375	ANNA FOLEY	EMPLOYEE WELLNESS SERVICES	2,480.00
29/05/2017	EF052376	SCOPE BUSINESS IMAGING	SOFTWARE SERVICES	1,622.50
29/05/2017	EF052377	MARY EVERUSS	STAFF REIMBURSEMENT - GLC VACATION CARE RESOURCES	218.54
29/05/2017	EF052378	COVS PARTS PTY LTD	AUTOMOTIVE PARTS	1,438.49
29/05/2017	EF052379	JOSH BYRNE & ASSOCIATES PTY LTD	LANDSCAPE SERVICES - LOWER VASSE RIVER CONCEPT PLANS	5,193.65
29/05/2017	EF052380	INFRASTRUCTURE INTEGRITY SERVICES	SEWER ACCESS SERVICES	605.00
29/05/2017	EF052381	CRANEFORD PLUMBING PTY LTD	PLUMBING SERVICES & REPAIRS - GLC	16,188.90
29/05/2017	EF052382	LUV A LOLLY	GLC KIOSK SUPPLIES	171.25
29/05/2017	EF052383	BUSSELTON AMATEUR BASKETBALL ASSOCIATION	YOUTH PROGRAM DELIVERY - COACHING WORKSHOPS	512.50
29/05/2017	EF052384	HERRON TODD WHITE (SOUTH WEST WA) PTY LTD	VALUATION ADVICE - AGED HOUSING	2,750.00
29/05/2017	EF052385	VASSE ROYALS FOOTBALL CLUB	KIDSPORT VOUCHERS	2,980.00
29/05/2017	EF052386	INFOCOUNCIL PTY LTD	SOFTWARE SERVICES	6,677.00
29/05/2017	EF052387	TALIS CONSULTANTS PTY LTD ATF TALIS UNIT TRUST	CONCEPTUAL DESIGNS - DUNSBOROUGH WASTE FACILITY	5,214.00
29/05/2017	EF052388	SOUTH WEST PRINTING & PUBLISHING	ADVERTISING SERVICES - VARIOUS	1,985.00
29/05/2017	EF052389	MARGARET RIVER FENCING	FENCING & MAINTENANCE SERVICES - VARIOUS	6,358.00
29/05/2017	EF052390	GRACE RECORDS MANAGEMENT (AUSTRALIA) PTY LTD	STORAGE SERVICES	1,193.64
29/05/2017	EF052391	CHRIS SHEEDY PANEL & PAINT	PANEL REPAIRS & REPLACEMENT	500.00
29/05/2017	EF052392	IMAGE BOLLARDS PTY LTD	RETRACTABLE BOLLARDS - ADMIN BUILDING	15,972.00
29/05/2017	EF052393	SOUTH WEST EMPLOYEE ASSISTANCE PROGRAM	EMPLOYEE MEDICAL SERVICES	2,431.00
29/05/2017	EF052394	SOUNDPACK SOLUTIONS	LIBRARY RESOURCES	981.75
29/05/2017	EF052395	SUPATURF WA	TURF MARKING SUPPLIES	2,345.20
29/05/2017	EF052396	DEPARTMENT OF ENVIRONMENT REGULATION	ENVIRONMENTAL SERVICES - DUNSB. WASTE FACILITY LICENCE FEE	5,681.88

Date	Chq / Voucher	Name	Description	Amount
29/05/2017	EF052397	ASSOCIATION FOR SUSTAINABILITY IN BUSINESS INC	CONFERENCE FEES	1,925.00
29/05/2017	EF052398	PROTECTOR FIRE SERVICES	FIRE PROTECTION SERVICES - VARIOUS LOCATIONS	1,131.90
29/05/2017	EF052399	SEA CHANGE NEWS & GIFTS	LIBRARY RESOURCES - NEWSPAPERS	142.00
29/05/2017	EF052400	WESTSIDE TILT TRAY SERVICE	ABANDONED CAR REMOVAL	330.00
29/05/2017	EF052401	NATURAL AREA CONSULTING SERVICES	WEED CONTROL SERVICES - ABBA RIVER, AMBERGATE	1,498.75
29/05/2017	EF052402	DUNSBOROUGH HARDWARE & HOME CENTRE	HARDWARE SERVICES	248.60
29/05/2017	EF052403	SOLID BRICKPAVING	BRICKPAVING SERVICES - VARIOUS LOCATIONS	1,795.75
29/05/2017	EF052404	NSCO CONSULTING	EMPLOYEE TRAINING SERVICES	1,935.00
29/05/2017	EF052405	OFFICEMAX AUSTRALIA LTD	STATIONERY SUPPLIES	238.73
29/05/2017	EF052406	DEPARTMENT OF HUMAN SERVICES	CHARGES FOR CENTREPAY FACILITY	108.90
29/05/2017	EF052407	ALPHA PEST ANIMAL SOLUTIONS	PEST CONTROL SERVICES - VARIOUS RESERVES	4,867.06
29/05/2017	EF052408	ADVANCED DRIVEWAY SEALING	CLEANING SERVICES - VARIOUS FOOTPATHS	1,470.00
29/05/2017	EF052409	CISCO SYSTEMS CAPITAL AUSTRALIA PTY LTD	COMPUTER SOFTWARE SERVICES	4,457.46
29/05/2017	EF052410	CATALYTIC IT	IT EQUIPMENT AND SERVICES	2,679.60
29/05/2017	EF052411	QUICK CORPORATE AUSTRALIA	STATIONERY AND OFFICE SUPPLIES	1,351.00
29/05/2017	EF052412	DYMOCKS - BUSSELTON	LIBRARY RESOURCES	1,669.16
29/05/2017	EF052413	FORTUS	EARTHMOVING PLANT PARTS	3,380.34
29/05/2017	EF052414	BUNBURY LAWN & GARDEN SUPPLIES	GARDEN SUPPLIES - DEPOT STORES	4,400.00
29/05/2017	EF052415	BROADWATER MEDICAL CENTRE	EMPLOYEE MEDICAL SERVICES	1,501.50
29/05/2017	EF052416	BCP CIVIL & PLANT	PLANT HIRE & CONSTRUCTION SERVICES - VARIOUS WORKS	119,166.59
29/05/2017	EF052417	BCP MATERIALS PTY LTD	SAND SUPPLIES - VARIOUS ROADS	2,767.45
29/05/2017	EF052418	BCP LIQUID WASTE	LIQUID WASTE SERVICES	5,042.73
29/05/2017	EF052419	D MCKENZIE T/A LITORIA ECOSERVICES	WEED CONTROL SERVICES - PERON RESERVE, TOBY INLET	1,589.50
29/05/2017	EF052420	HOWLETT'S TREE SERVICE	TREE LOPPING SERVICES	275.00
29/05/2017	EF052421	CHAMBER OF ARTS AND CULTURE WA	ANNUAL MEMBERSHIP FEE	385.00
29/05/2017	EF052422	NATURALISTE GLASS PTY LTD	GLASS REPAIRS AND MANUFACTURE - RAILWAY HOUSE	1,232.24
29/05/2017	EF052423	KLEENHEAT NATURAL GAS	KOOKABURRA NATURAL GAS	631.50
29/05/2017	EF052424	SANDGROPER CONTRACTING	LIQUID WASTE REMOVAL SERVICE	2,245.00
29/05/2017	EF052425	TASSELL PARK WINES PTY LTD	HR AWARD RESOURCES	2,256.00
29/05/2017	EF052426	CLOUTZ EVENT HIRE	EQUIPMENT HIRE - YOUTH EVENT	62.50
29/05/2017	EF052427	WORK METRICS	SOFTWARE SUBSCRIPTION	110.00
29/05/2017	EF052428	CANCELLED	PROCESSING ERROR - CANCELLED	0.00
29/05/2017	EF052429	D & A O'CONNOR FAMILY TRUST	CATERING SERVICES - ARTGEO	337.50
29/05/2017	EF052430	BUSSELTON EQUIPMENT HIRE	SMALL PLANT HIRE - NCC	270.00
29/05/2017	EF052431	MARGARET RIVER BUSSELTON TOURISM ASSOCIATION	ROOM RENTAL, VISTORS CENTRE CLEANING, RAILWAY HOUSE OPENING	6,500.35
29/05/2017	EF052432	PRIMARY LOGISTICS	LITTER CONTROL CONTRACTOR - MEELUP REGIONAL PARK	2,481.60
29/05/2017	EF052433	THOMPSON SURVEYING CONSULTANTS	SURVEYING SERVICES - PORT GEO BOAT RAMP	2,585.00
29/05/2017	EF052434	POLYLINK	RETICULATION SUPPLIES - PARKS & GARDENS	11,191.62
29/05/2017	EF052435	THE URBAN COFFEE HOUSE	CATERING - VARIOUS MEETINGS & TRAINING	691.20
29/05/2017	EF052436	MANA KAI CAFE	CATERING - YOUTH EVENT	400.00

Date	Chq / Voucher	Name	Description	Amount
29/05/2017	EF052437	MARKETFORCE PTY LTD	ADVERTISING SERVICES - VARIOUS	5,310.75
29/05/2017	EF052438	CREATIVE EIGHT STUDIO	DESIGN SERVICES - BUSSELTON ROAD WORKS PROJECT	968.00
29/05/2017	EF052439	LOTIX FILTER CLEANING SERVICE	PLANT FILTER CLEANING SERVICE	214.39
29/05/2017	EF052440	KYIA MILLS	GLC VACATION CARE ENTERTAINMENT	350.00
29/05/2017	EF052441	KLEENIT PTY LTD	GRAFFITI REMOVAL SERVICE - VARIOUS LOCATIONS	2,076.80
29/05/2017	EF052442	CALIBRE CONSULTING	DESIGN SERVICES - BSN ROAD NETWORKS UPGRADE	22,825.00
29/05/2017	EF052443	SHEDS DOWN SOUTH	RELOCATION OF AIRPORT MAINT. SHED	8,160.75
29/05/2017	EF052444	TYRECYCLE PTY LTD	TYRE RECYCLING	820.91
29/05/2017	EF052445	JONES MARINE	BEACH NET MAINTENANCE - BUSSELTON & DUNSBOROUGH	1,850.00
29/05/2017	EF052446	RIGHT FITNESS	FITNESS EQUIPMENT MAINTENANCE - GLC	1,426.15
29/05/2017	EF052447	BARRY ALLEN ELECTRICAL SERVICES PTY LTD	ELECTRICAL SERVICES - KCP UPGRADE	31,851.41
29/05/2017	EF052448	BUNBURY COFFEE MACHINES	COFFEE MACHINE SUPPLIES - GLC	730.00
29/05/2017	EF052449	BBS COLLECTIONS PTY LTD	DEBT COLLECTION SERVICES	236.10
29/05/2017	EF052450	YAHAVA KOFFEE WORKS WHOLESALE	EMPLOYEE TRAINING SERVICES	464.00
29/05/2017	EF052451	ANDREW HUFFER AND ASSOCIATES PTY LTD	WORKSHOP FACILITATION - TOBY INLET MANAGEMENT	14,205.40
29/05/2017	EF052452	TRISLEY'S HYDRAULIC SERVICES PTY LTD	AUDIT - PLANT ROOM CHEMICAL DOSING GLC	1,650.00
29/05/2017	EF052453	BUSSELTON DUNSBOROUGH MAIL	ADVERTISING SERVICES - VARIOUS	2,839.67
29/05/2017	EF052454	FORRESTRIDGE PTY LTD	SOLAR SECURITY CAMERA SYSTEM - DUNSBOROUGH WASTE FACILITY	5,060.00
29/05/2017	EF052455	ENSIGN A SPOTLESS COMPANY	LINEN HIRE	217.03
29/05/2017	EF052456	ACTING UP ACADEMY OF PERFORMING ARTS	ENTERTAINMENT - FRINGE FESTIVAL 2016	760.00
29/05/2017	EF052457	RIDER LEVETT BUCKNALL WA PTY LTD	QUANTITY SURVEY SERVICES - BMRRRA	12,639.83
29/05/2017	EF052458	ABBIE BEACH RESORT	VENUE HIRE - MAYORAL PRAYER BREAKFAST	350.00
29/05/2017	EF052459	JACOBS GROUP (AUSTRALIA) PTY LTD	CONSULTANCY - YOUTH BUILDING	6,710.00
29/05/2017	EF052460	BLUEWATER PRINT	PHOTOGRAPHY & DESIGN SERVICES - EMPLOYEE WELLNESS	1,199.00
29/05/2017	EF052461	ABIGAIL COX	GLC KIOSK SUPPLIES	64.00
29/05/2017	EF052462	MDF CONSULTING & PROJECT MANAGEMENT	PROPERTY & RATING ASSISTANCE	3,980.52
29/05/2017	EF052463	BOB BRUCE DESIGN	ARCHITECTURAL DESIGN & DOCUMENTATION - PEEL TCE	836.00
29/05/2017	EF052464	ALINTA ENERGY	GAS SUPPLY	52.50
29/05/2017	EF052465	DOUTH CONTRACTING	PROPERTY & GARDEN MAINTENANCE - AGED HOUSING	3,824.70
29/05/2017	EF052466	ANDREW PLEDGER	FRIDGE DE GASSING - WASTE FACILITIES	1,265.00
29/05/2017	EF052467	LEADERSHIP SUCCESS PTY LTD	SKILLS ASSESSMENT AND TRAINING SERVICES	110.00
29/05/2017	EF052468	ANTENNA TECH	ANTENNA REPAIRER - AGED HOUSING	130.00
29/05/2017	EF052469	DAVID BINKS	AERIAL IMAGING SERVICE - EWS	2,100.00
29/05/2017	EF052470	AL FORNO	CATERING - TRAINING	90.00
29/05/2017	EF052471	KATIE GARNETT	EMPLOYEE WELLNESS PROGRAM	794.00
29/05/2017	EF052472	DESIGNFARM (AUST) PTY LTD	COMMERCIAL FURNITURE - ADMIN BUILDING	14,883.00
29/05/2017	EF052473	WILLIAM WHYTE	ENTERTAINMENT - GLC VACATION CARE	150.00
29/05/2017	EF052474	XSCAPE AT THE CAPE	NCC VACATION CARE EXCURSION	575.00
29/05/2017	EF052475	ABEC ENVIRONMENTAL CONSULTING PTY LTD	ENVIRONMENTAL CONSULTING - MEELUP REGIONAL PARK	4,675.00
29/05/2017	EF052476	ENVIRONMENTAL AND AGRICULTURAL TESTING	WATER SAMPLING AND TESTING - DUNSB. WASTE FACILITY	5,057.25

Date	Chq / Voucher	Name	Description	Amount
29/05/2017	EF052477	NATURALISTE TRAVEL	TRAVEL SERVICES - STAFF TRAINING	1,728.98
29/05/2017	EF052478	CORSIGN WA PTY LTD	SIGNAGE SUPPLIER	864.60
29/05/2017	EF052479	J & K HOPKINS	COMMERCIAL FURNITURE - ADMIN BUILDING	2,532.00
29/05/2017	EF052480	ARM SECURITY SYSTEMS	SECURITY SYSTEMS MONITORING - BRIGADE SHEDS	920.71
29/05/2017	EF052481	CREATIVE SPACES	DESIGN & SIGNAGE SERVICES - RAILWAY HOUSE	1,303.50
29/05/2017	EF052482	REILLY FREEMAN	ENTERTAINMENT - YOUTH EVENT	100.00
29/05/2017	EF052483	WELL DONE INTERNATIONAL PTY LTD	AFTERHOURS CALL CENTRE SERVICE	3,442.89
29/05/2017	EF052484	STUDIO MILTON	CUSTOM FURNITURE SUPPLY - STEEL STAND FOR RAILWAY HOUSE SIGNS	520.00
29/05/2017	EF052485	BAY SIGNS	SIGNAGE SERVICES - VARIOUS	488.70
29/05/2017	EF052486	DUNSBOROUGH & DISTRICTS WATER CARTAGE	WATER CARTAGE SERVICES - RENDEZVOUS RD PROPERTIES	4,752.00
29/05/2017	EF052487	BIN SPA	RUBBISH BIN CLEANING	1,404.00
29/05/2017	EF052488	FYFE PTY LTD	CONTAMINATED SITE AUDITOR SERVICES - WASTE FACILITIES	5,489.00
29/05/2017	EF052489	RUEBEN LEE WISE-MILLER	ENTERTAINMENT - VACATION CARE	150.00
29/05/2017	EF052490	GT FABRICATION	WELDING SERVICES - BUSSELTON DEPOT	880.00
29/05/2017	EF052491	ESPRESSO ESSENTIAL (WA) PTY LTD	COFFEE MACHINE SUPPLIES - BUSSELTON LIBRARY	190.75
29/05/2017	EF052492	NBN CO LIMITED	NATIONAL BROADBAND SERVICES - BUSSELTON FORESHORE	400.00
29/05/2017	EF052493	INSTITUTE OF BUILDING TECHNOLOGY WESTERN AUSTRALIA	EMPLOYEE TRAINING SERVICES	584.73
29/05/2017	EF052494	JENNIFER DOHERTY	WORKSHOP FACILITATION - ARTGEO	660.00
29/05/2017	EF052495	DUNSBOROUGH JUNIOR CRICKET CLUB	COMMUNITY BID 2017 - CRICKET PITCH	3,710.00
29/05/2017	EF052496	DIEBACK WORKING GROUP INC.	TRAINING SERVICES	2,959.00
29/05/2017	EF052497	BREATHE AND BE MINDFUL - VICTORIA YUEN	EMPLOYEE WELLNESS WORKSHOP	125.00
29/05/2017	EF052498	ARL LABORATORIES	ANALYTICAL SERVICES	302.50
29/05/2017	EF052499	ABC FILTER EXCHANGE	FILTER CLEANING SERVICE	734.80
29/05/2017	EF052500	MARGARET RIVER NETBALL ASSOCIATION	KIDSPORT VOUCHERS	390.00
29/05/2017	EF052501	AVENTEDGE	CONFERENCES	1,094.50
29/05/2017	EF052502	ARROW BRONZE	MEMORIAL PLAQUES SUPPLIER	1,030.68
29/05/2017	EF052503	BUSSELTON RURAL SUPPLIES	RURAL SUPPLIES	221.31
29/05/2017	EF052504	PK COURIERS	COURIER SERVICES	624.80
29/05/2017	EF052505	SPOTLIGHT	EXHIBITION SUPPLIES - ARTGEO	18.28
29/05/2017	EF052506	BUSSELTON TOYOTA	VEHICLE PURCHASES / SERVICES / PARTS	38,453.53
29/05/2017	EF052507	BELL FIRE EQUIPMENT CO	FIRE EQUIPMENT SUPPLIER - BSN DEPOT	467.50
29/05/2017	EF052508	CJD EQUIPMENT PTY LTD	PLANT PURCHASES / SERVICES / PARTS	1,903.41
29/05/2017	EF052509	DAVID GRAY & CO	GARBAGE BINS & PARTS SUPPLIER	324.50
29/05/2017	EF052510	AC FORSTER & SON	PLUMBING SERVICES - VARIOUS	1,332.55
29/05/2017	EF052511	FENNESSY'S	VEHICLE PURCHASES / SERVICES / PARTS	1,314.96
29/05/2017	EF052512	FTE ENGINEERING	MAINTENANCE SERVICES - VARIOUS	6,352.50
29/05/2017	EF052513	CHADSON ENGINEERING	EQUIPMENT REPAIR SERVICE - ENV. HEALTH	274.45
29/05/2017	EF052514	BCE SURVEYING PTY LTD	SURVEYING SERVICES - BSN ROAD NETWORK UPGRADE	10,780.00
29/05/2017	EF052515	SOUTHERN LOCK & SECURITY	LOCK SUPPLIER	4,072.60
29/05/2017	EF052516	JASON SIGNMAKERS	SIGNAGE SUPPLIES	2,263.03

Date	Chq / Voucher	Name	Description	Amount
29/05/2017	EF052517	T J DEPIAZZI & SONS	MULCH SUPPLIES	3,239.50
29/05/2017	EF052518	KEEP AUSTRALIA BEAUTIFUL	ROADSIDE LITTER BAGS	120.00
29/05/2017	EF052519	DUCHESSE MEDICAL PRACTICE	EMPLOYEE MEDICAL SERVICES	29.00
29/05/2017	EF052520	LAB CONCRETE PRODUCTS	CONCRETE SERVICES	350.00
29/05/2017	EF052521	B & J CATALANO PTY LTD	CRUSHED GRAVEL SUPPLY - VARIOUS LOCATIONS	11,457.67
29/05/2017	EF052522	HOLCIM (AUSTRALIA) PTY LTD T/A HUMES	CONCRETE SERVICES - VARIOUS LOCATIONS	28,804.60
29/05/2017	EF052523	MALATESTA ROAD PAVING & HOTMIX	ROAD HOTMIX / PAVING SERVICES - VARIOUS LOCATIONS	137,279.10
29/05/2017	EF052524	BUCHER MUNICIPAL PTY LTD	ENGINEERING - PLANT SPARES & SERVICING	440.65
29/05/2017	EF052525	NICHOLLS MACHINERY	PLANT PURCHASES / SERVICES / PARTS	331.75
29/05/2017	EF052526	LANDGATE CUSTOMER ACCOUNT	LAND INFORMATION/ TITLE SEARCHES, INTERIM RATE VALUATIONS	61,245.02
29/05/2017	EF052527	RAECO INTERNATIONAL PTY LTD	LIBRARY RESOURCES	80.48
29/05/2017	EF052528	DELRON CLEANING BUSSELTON	BBQ CLEANING - VARIOUS LOCATIONS	28,785.59
29/05/2017	EF052529	SOUTH WEST STEEL PRODUCTS	STEEL PRODUCTS SUPPLIER	2,423.08
29/05/2017	EF052530	HOLCIM (AUSTRALIA) PTY LTD	CONCRETE/AGGREGATE SERVICES - VARIOUS	17,257.90
29/05/2017	EF052531	SPORTSPOWER	SPORT EQUIPMENT SUPPLIER - GLC	324.00
29/05/2017	EF052532	WESTERN POWER CORPORATION	ELECTRICAL SERVICES - FEASIBILITY STUDY BMRR	1,500.00
29/05/2017	EF052533	KONNECT	MAINTENANCE SUPPLIES	704.00
29/05/2017	EF052534	ERS AUSTRALIA PTY LTD	MAINTENANCE PARTS WASHER	903.10
29/05/2017	EF052535	BUSSELTON RETRAVISION	ELECTRICAL GOODS SUPPLIER- KCP	693.00
29/05/2017	EF052536	PENDREY AGENCIES P/L	CHEMICAL / RURAL SUPPLIES	187.00
29/05/2017	EF052537	STAPLES AUSTRALIA PTY LTD	STATIONERY SUPPLIER	3,317.86
29/05/2017	EF052538	BUSSELTON MOTORS (MITSUBISHI/MAZDA)	VEHICLE PURCHASES / SERVICES / PARTS	190,579.48
29/05/2017	EF052539	ZIPFORM	SOFTWARE SERVICES	5,500.00
29/05/2017	EF052540	BUNBURY PLASTICS	MAINTENANCE SERVICES - RAILWAY HOUSE	418.00
29/05/2017	EF052541	COURIER AUSTRALIA	COURIER SERVICES	334.28
29/05/2017	EF052542	DUNSBOROUGH BOBCAT SERVICE	BOBCAT HIRE - VARIOUS LOCATIONS	7,573.50
29/05/2017	EF052543	JACKSON'S DRAWING SUPPLIES	EXHIBITION SUPPLIES - ARTGEO	37.00
29/05/2017	EF052544	JUMOR WASTE WATER	WASTE MANAGEMENT SERVICES	696.40
29/05/2017	EF052545	PRO-LINE KERBING	KERBING SERVICES - VARIOUS LOCATIONS	4,824.49
29/05/2017	EF052546	AUSTRALIA POST	POSTAL SERVICE	4,777.06
29/05/2017	EF052547	ROD'S AUTO ELECTRICS	AUTO ELECTRICAL SERVICES	313.08
29/05/2017	EF052548	SW PRECISION PRINT	PRINTING SERVICES - VARIOUS	4,164.52
29/05/2017	EF052549	PRESTIGE PRODUCTS	HOSPITALITY EQUIPMENT/CLEANING PRODUCT SUPPLIER	501.71
29/05/2017	EF052550	SOUTH WEST ISUZU	PLANT PURCHASES / SERVICES / PARTS	58,714.07
29/05/2017	EF052551	BLACKWOODS	FLEET CONSUMABLES & MAINTENANCE PARTS	3,399.23
29/05/2017	EF052552	REPCO AUTO PARTS	PLANT PURCHASES / SERVICES / PARTS	843.40
29/05/2017	EF052553	ACTIV FOUNDATION INC	MAINTENANCE SERVICES - RESERVES	20,842.80
29/05/2017	EF052554	BUSSELTON PEST & WEED CONTROL	PEST CONTROL SERVICES - VARIOUS LOCATIONS	22,040.15
29/05/2017	EF052555	WEST OZ LINEMARKING	LINE MARKING SERVICES - VARIOUS LOCATIONS	10,074.35
29/05/2017	EF052556	ALL BUSSELTON GAS & PLUMBING SERVICE	PLUMBING SERVICES - AGED HOUSING	2,591.64

Date	Chq / Voucher	Name	Description	Amount
29/05/2017	EF052557	MILDWATERS ELECTRICAL	ELECTRICAL SERVICES - VARIOUS	1,119.10
29/05/2017	EF052558	WESTRAC EQUIPMENT P/L	PLANT PURCHASES / SERVICES / PARTS	12,886.57
29/05/2017	EF052559	BUSSELTON BUILDING PRODUCTS	BUILDING PRODUCT SUPPLIER	1,205.33
29/05/2017	EF052560	LAWRENCE & HANSON	ELECTRICAL/PROTECTIVE CLOTHING SUPPLIES	184.15
29/05/2017	EF052561	BUSSELTON FLORIST	FLOWERS AND GIFTS - VARIOUS	305.00
29/05/2017	EF052562	BUSSELTON SENIOR HIGH SCHOOL	COMMUNITY BIDS 2017 - TRADE TRAINING CENTRE	11,000.00
29/05/2017	EF052563	B & B STREET SWEEPING	STREET SWEEPING SERVICE - VARIOUS	46,446.40
29/05/2017	EF052564	WORK CLOBBER	PROTECTIVE CLOTHING SUPPLIER	907.00
29/05/2017	EF052565	AMITY SIGNS	SIGNAGE SERVICES	1,234.20
29/05/2017	EF052566	TOTAL EDEN PTY LTD	RETICULATION SUPPLIES - VARIOUS	40,194.17
29/05/2017	EF052567	BUSSELTON STEEL & METALAND	STEEL PRODUCTS SUPPLIER	1,986.65
29/05/2017	EF052568	KLEENHEAT GAS	GAS SERVICES	3,049.51
29/05/2017	EF052569	BUSSELTON SEA SCOUTS GROUP	KIDSPORT VOUCHERS	600.00
29/05/2017	EF052570	SOS OFFICE EQUIPMENT	OFFICE EQUIPMENT SERVICES - PRINTING SES	312.15
29/05/2017	EF052571	ROTARY CLUB OF BUSSELTON GEOGRAPHE BAY	COMMUNITY BIDS 2017 - ROTARY	7,000.00
29/05/2017	EF052572	SUEZ RECYCLING & RECOVERY (PERTH) PTY LTD	KERBSIDE RECYCLING SERVICES	82,467.52
29/05/2017	EF052573	BENARA NURSERY	NURSERY SUPPLIES	1,719.70
29/05/2017	EF052574	BUSSELTON REFRIGERATION & AIRCONDITIONING	REFRIGERATION/AIR CONDITIONING SERVICES - AGED HOUSING	132.00
29/05/2017	EF052575	CHEM CENTRE	LABORATORY SERVICES - ENV. HEALTH TESTING	1,237.50
29/05/2017	EF052576	SOUTHWEST TYRE SERVICE	PLANT TYRE SUPPLIER / REPAIRER	12,184.60
29/05/2017	EF052577	ANGLICAN PARISH OF BUSSELTON	VENUE HIRE	580.00
29/05/2017	EF052578	IPWEA-WA	TRAINING SERVICES	880.00
29/05/2017	EF052579	A D COOTE & CO	SHEET METAL WORK - VARIOUS	15,097.50
29/05/2017	EF052580	MINTER ELLISON LAWYERS	LEGAL SERVICES - EMPLOYMENT ADVICE	1,247.40
29/05/2017	EF052581	BAREFOOT BOOKS	LIBRARY RESOURCES	398.22
29/05/2017	EF052582	BUSSELTON PRINT IT	PRINTING SERVICES - BIN STICKERS	1,127.00
29/05/2017	EF052583	METROCOUNT	BATTERY SUPPLIER	165.00
29/05/2017	EF052584	JOMAR CONTRACTING	BRIDGE MAINTENANCE SERVICES - VARIOUS	74,723.00
29/05/2017	EF052585	CARDNO (WA) PTY LTD	CONSULTANCY SERVICES - BUSSELTON GROUNDWATER	1,745.70
29/05/2017	EF052586	SIGNSMITHS	SIGNAGE SERVICES - GLC	1,050.50
29/05/2017	EF052587	TECHNOLOGY ONE LIMITED	SOFTWARE SERVICES	2,842.46
29/05/2017	EF052588	CAPERS SOUTHWEST CATERING SERVICES	CATERING - VARIOUS MEETINGS & SEMINARS	3,535.00
29/05/2017	EF052589	SOUTHERN MACHINING & MAINTENANCE	PLANT MAINTENANCE SERVICES	520.87
29/05/2017	EF052590	SOILS AINT SOILS	NURSERY SUPPLIES, MULCH - MEELUP REGIONAL PARK	2,837.90
29/05/2017	EF052591	KALOORUP BUSHFIRE BRIGADE	PETTY CASH REIMBURSEMENT	215.05
29/05/2017	EF052592	CARBONE BROS PTY LTD	LIMESTONE SUPPLIES- BSN BYPASS CYCLEWAY	11,582.21
29/05/2017	EF052593	TRUCKLINE	PLANT PURCHASES / SERVICES / PARTS	1,580.37
29/05/2017	EF052594	EARTH 2 OCEAN COMMUNICATIONS	COMMUNICATION SERVICES - RADIO REPAIRS/SUPPLY	2,657.70
29/05/2017	EF052595	DUNSBOROUGH RURAL SUPPLIES	RURAL SUPPLIES	752.70
29/05/2017	EF052596	BUSSELTON FOOTBALL & SPORTSMAN CLUB	ELECTRICITY REIMBURSEMENT	307.77

Date	Chq / Voucher	Name	Description	Amount
29/05/2017	EF052597	FLOWERS ON PRINCE	FLOWERS AND GIFTS - VARIOUS	245.00
29/05/2017	EF052598	BUNBURY HIAB AND TILTRAY (HOTMAC GOLD PTY LTD T/A	TILT TRAY SERVICES - E-WASTE REMOVAL	1,815.00
29/05/2017	EF052599	CAPE TO CAPE EXCAVATIONS	EARTHMOVING SERVICES - DUNSB. MENS SHED	836.00
29/05/2017	EF052600	AVIS SOUTHWEST RENTALS	VEHICLE RENTAL SERVICES	3,277.75
29/05/2017	EF052601	INFORMA AUSTRALIA PTY LTD	EMPLOYEE TRAINING SERVICES	1,424.50
29/05/2017	EF052602	BAYVIEW GEOGRAPHE RESORT	VENUE HIRE & CATERING - LOWER VASSE RIVER WORKSHOP	1,464.00
29/05/2017	EF052603	AUTO ONE	PLANT PURCHASES / SERVICES / PARTS	2,685.29
29/05/2017	EF052604	RICOH BUSINESS CENTRE	OFFICE EQUIPMENT SERVICES - PHOTOCOPYING	7,644.28
29/05/2017	EF052605	NOVOTEL LANGLEY PERTH	ACCOMMODATION - TRAINING	503.00
29/05/2017	EF052606	SLATER GARTRELL SPORTS	UNIFORMS & PROTECTIVE CLOTHING	270.88
29/05/2017	EF052607	WREN OIL	WASTE OIL SERVICES	563.75
29/05/2017	EF052608	BUSSELTON VOLLEYBALL ASSOCIATION	GRANT FUNDING - 2016/17 BEACH VOLLEYBALL STATE SERIES	4,000.00
29/05/2017	EF052609	SUEZ RECYCLING & RECOVERY PTY LTD	WASTE MANAGEMENT SERVICES	526.05
29/05/2017	EF052610	CAPE CELLARS BUSSELTON	COUNCIL REFRESHMENTS	339.27
29/05/2017	EF052611	NVMS (NOISE & VIBRATION SYSTEMS) P/L	CALIBRATION SERVICES - NOISE MONITORING EQUIPMENT	2,921.01
29/05/2017	EF052612	GLOBE SIGN CO.	SIGNAGE SERVICES	258.50
29/05/2017	EF052613	VM VISIMAX	ANIMAL TRAP SUPPLIER	311.15
29/05/2017	EF052614	LAMANNA COMMERCIAL PLUMBING & DRAINAGE	EXCAVATOR & BACKHOE HIRE/PLUMBING SERVICES - VARIOUS	22,374.00
29/05/2017	EF052615	BURKE AIR	AIR CONDITIONING SERVICES - VARIOUS	3,827.46
29/05/2017	EF052616	COCA COLA - AMATIL PTY LTD	GLC KIOSK PURCHASES	657.44
29/05/2017	EF052617	ART ON THE MOVE	MEMBERSHIP FEE - ARTGEO	110.00
29/05/2017	EF052618	WML CONSULTANTS PTY LTD	CONSULTANCY SERVICES - VARIOUS WORKS	5,951.00
29/05/2017	EF052619	LOCK AROUND THE CLOCK	SECURITY SERVICES - LOCK SUPPLY	1,220.00
29/05/2017	EF052620	SURVCON PTY LTD	SURVEY SERVICES - VARIOUS	4,749.25
29/05/2017	EF052621	GANNAWAYS CHARTER AND TOURS	BUS HIRE SERVICE - VACATION CARE	1,300.00
29/05/2017	EF052622	LMW HEGNEY	PROPERTY VALUATION SERVICES	2,495.00
29/05/2017	EF052623	LEEUEWIN TRANSPORT	COURIER SERVICES	900.78
29/05/2017	EF052624	TRINITY COLLEGE AND CONFERENCE CENTRE	TRAINING SERVICES	620.00
29/05/2017	EF052625	FOXTEL CABLE TELEVISION PTY LTD	CABLE TV SUBSCRIPTION - GLC	210.00
29/05/2017	EF052626	GRASSIAS TURF MANAGEMENT	CRICKET PITCH MANAGEMENT SERVICES - BOVELL & BARNARD PARKS	3,680.41
29/05/2017	EF052627	HERBERT SMITH FREEHILLS	LEGAL SERVICES	1,100.00
29/05/2017	EF052628	GEOGRAPHE SAWS AND MOWERS	PLANT PURCHASES / SERVICES / PARTS	7,677.00
29/05/2017	EF052629	CITY AND REGIONAL FUELS	FUEL SERVICES	3,180.96
29/05/2017	EF052630	TOTAL HORTICULTURAL SERVICES	LANDSCAPING SERVICES - VARIOUS	25,003.62
29/05/2017	EF052631	VINEPOWER MARGARET RIVER PTY LTD	WEED CONTROL - VARIOUS SITES	13,262.96
29/05/2017	EF052632	DIRECT LIGHTING	LIGHTING SUPPLIER - RAILWAY HOUSE	1,473.00
29/05/2017	EF052633	GUMPTION PTY LTD	DESIGN & PRINTING SERVICES - STRATEGIC COMMUNITY PLAN	7,014.00
29/05/2017	EF052634	SWIMMING WA	GRANT FUNDING - 2016/17 OPEN WATER SWM	5,500.00
29/05/2017	EF052635	DIRECT DEMOLITION	ASBESTOS REMOVAL SERVICE - KCP	110.00
29/05/2017	EF052636	REFACE INDUSTRIES PTY LTD	LIBRARY RESOURCES	297.97

Date	Chq / Voucher	Name	Description	Amount
29/05/2017	EF052637	BDA TREE LOPPING	TREE LOPPING SERVICES - VARIOUS	51,979.40
29/05/2017	EF052638	TRADE HIRE	PLANT HIRE & EQUIPMENT SERVICES - VARIOUS	8,066.26
29/05/2017	EF052639	DOOR HARDWARE SOLUTIONS	HARDWARE SUPPLIES	258.72
29/05/2017	EF052640	ALLOY & STAINLESS PRODUCTS PTY LTD	PLANT PURCHASES / SERVICES / PARTS	249.46
29/05/2017	EF052641	CAPE RURAL CONTRACTING	VERGE SLASHING - COMMONAGE RD, QUEDJINUP DRIVE	900.00
29/05/2017	EF052642	EXTERIA	BIN KEY SUPPLIER	113.74
29/05/2017	EF052643	VASSE PRIMARY SCHOOL	HIRE FEE - SCHOOL FACILITIES	1,100.00
29/05/2017	EF052644	GUARDIAN TACTILE SYSTEMS	TACTILE SYSTEM SUPPLIER	1,629.26
29/05/2017	EF052645	AMBERGATE PLUMBING	PLUMBING SERVICES - VARIOUS	6,862.51
29/05/2017	EF052646	JUICE PRINT	PRINTING SERVICES - VARIOUS	2,517.84
29/05/2017	EF052647	ALLEASING PTY LTD	LEASING PAYMENTS - P/COPERS, TELEPHONES, I.T. EQUIP, GYM EQUIP	54,289.84
29/05/2017	EF052648	ROBYN PAICE	ENVIRONMENTAL CONSULTING SERVICES	400.00
29/05/2017	EF052649	FENCING SOLUTIONS	FENCING REPAIRS	120.00
29/05/2017	EF052650	BROADWATER BRICK PAVING	BLOCKWORK REPAIRS - ALPHA RD, BARLEE ST	2,900.00
29/05/2017	EF052651	LAMP INC.	YOUTH PROGRAM DELIVERY - BSN SKATE PARK	500.00
29/05/2017	EF052652	FIRST CAPE NATURALISTE SCOUT GROUP	KIDS SPORT VOUCHERS	200.00
29/05/2017	EF052653	MJB INDUSTRIES PTY LTD	DRAINAGE SUPPLIES - GRANT ST	2,495.90
29/05/2017	EF052654	BEACHSIDE BUILDING & MAINTENANCE	PAINTING SERVICES - VARIOUS LOCATIONS	8,825.00
29/05/2017	EF052655	ARUP PTY LTD	CONSULTANCY SERVICES - BMRR LANDSIDE DESIGN	66,785.73
29/05/2017	EF052656	SUNSHINE MEDICAL CENTRE & FAMILY PRACTICE	EMPLOYEE MEDICAL SERVICES	125.00
29/05/2017	EF052657	ASCENT ENGINEERING PTY LTD	ENGINEERING/DESIGN SERVICES - VALLEY RD DRAINAGE	4,400.00
29/05/2017	EF052658	SHORE COASTAL PTY LTD	COASTAL CONSULTANCY SERVICES - VARIOUS	24,761.00
29/05/2017	EF052659	HART SPORT	SPORT EQUIPMENT SUPPLIER - GLC	605.90
29/05/2017	EF052660	BRIAN FISHER FABRICATIONS	GUARDRAIL INSTALLATION - VARIOUS BRIDGES	161,388.00
29/05/2017	EF052661	PAVING PEOPLE	PAVING SERVICES - NCC PAVING REPAIRS	577.50
29/05/2017	EF052662	RAMADA RESORT & SPA DUNSBOROUGH	VENUE HIRE/CATERING - TOBY INLET WORKSHOP	577.50
29/05/2017	EF052663	CAPE DRYCLEANERS	LINEN CLEANING SERVICES	207.50
29/05/2017	EF052664	HIP POCKET WORK WEAR AND SAFETY	UNIFORMS & PROTECTIVE CLOTHING	8,876.64
29/05/2017	EF052665	NEVERFAIL SPRINGWATER LTD	WATER REFILL SERVICE - DUNS WASTE FACILITY	77.00
29/05/2017	EF052666	PFD FOOD SERVICES PTY LTD	GLC KIOSK PURCHASES	1,482.45
29/05/2017	EF052667	T-QUIP	MOWER PARTS / SERVICE / PURCHASES	8,579.45
29/05/2017	EF052668	LOCAL GOVERNMENT PROFESSIONALS AUSTRALIA (WA DIV)	EMPLOYEE TRAINING SERVICES	4,305.00
				11,465,630.72

INTERNAL PAYMENT VOUCHERS - MAY 2017

Date	IP VOUCHER	Name	Description	Amount
3/05/2017	DD003111	FINES ENFORCEMENT REGISTRY	TRAFFIC, CAMPING, ANIMAL, BUSH FIRE & LITTER INFRINGEMENTS	2,146.00
28/04/2017	DD003112	PH & SA WYBURN	CORRECTION OF BPOINT PAYMENT: BUILDING APP. OVERPAYMENT	157.65
4/04/2017	DD003113	PLUNKETT HOMES	CORRECTION OF BPOINT PAYMENT: DEV. APP CANCELLED	114.00
4/04/2017	DD003114	BGC RESIDENTIAL	CORRECTION OF BPOINT PAYMENT: DEV. APP NOT REQUIRED	114.00

Date	Chq / Voucher	Name	Description	Amount
1/04/2017	DD003115	LES MILLS ASIA PACIFIC	CONTRACT PROGRAM FEES - GLC	735.21
1/04/2017	DD003116	LES MILLS ASIA PACIFIC	CONTRACT PROGRAM FEES - NCC	551.41
2/05/2017	DD003117	AJ & JLDOWNIE	CORRECTION OF BPAY PAYMENT: REFUND RATE OVERPAYMENT	403.57
2/05/2017	DD003118	JC RIDOUT & W HINES	CORRECTION OF BPAY PAYMENT: REFUND RATE OVERPAYMENT	359.00
8/05/2017	DD003119	IW WALKER	CORRECTION OF BPOINT PAYMENT: BUILDING PLAN SEARCH REFUND	147.00
8/05/2017	DD003120	MJ & LV BELL	CORRECTION OF BPAY PAYMENT: REFUND RATE OVERPAYMENT	590.00
9/05/2017	DD003121	PAY 23	FORTNIGHTLY PAY	690,100.48
9/05/2017	DD003122	SPECIAL PAY	SPECIAL PAY	983.64
2/05/2017	DD003123	COMMONWEALTH BANK	BANK FEES	653.17
1/05/2017	DD003124	ANZ BANK	BANK FEES	4,868.06
11/05/2017	DD003125	ANZ BANK - VISA CARD	CREDIT CARD PAYMENT \$13,540.37	
	DD003125	NOVOTEL, PARRAMATTA	ACCOMMODATION: CONFERENCE ATTENDANCE	1049.10
	DD003125	WASTE MANAGEMENT, BURWOOD	REGISTRATION: WASTE MANAGEMENT CONFERENCE	119.60
	DD003125	WASTE MANAGEMENT, BURWOOD	REGISTRATION: WASTE MANAGEMENT CONFERENCE	169.68
	DD003125	DEPARTMENT OF ENVIRONMENT	CLEARING PERMIT	200.00
	DD003125	BLACK CA, DARLINGHURST	TAXI: BMRRA AIRLINE ENGAGEMENT MEETING	80.85
	DD003125	SILVERTOP, DARLINGHURST	TAXI: BMRRA AIRLINE ENGAGEMENT MEETING	21.42
	DD003125	CAMBRIDGE CAFÉ, COLLINGWOOD	MEAL EXPENSES: BMRRA AIRLINE ENGAGEMENT MEETING	11.30
	DD003125	PERTH AIRPORT	PARKING: BMRRA AIRLINE ENGAGEMENT MEETING	133.46
	DD003125	TAXI, EPAY	TAXI: BMRRA AIRLINE ENGAGEMENT MEETING	78.76
	DD003125	HUDSONS COFFEE MELBOURNE	MEAL EXPENSES: BMRRA AIRLINE ENGAGEMENT MEETING	18.00
	DD003125	CITADINES	ACCOMMODATION: LEGALWISE SEMINAR ATTENDANCE	193.80
	DD003125	BUNNINGS	EMPLOYEE FAREWELL GIFT	200.00
	DD003125	COLES, BUSSELTON	CATERING: AIRPORT ASSOCIATION MEETING	34.32
	DD003125	COLES, BUSSELTON	CATERING: AIRPORT ASSOCIATION MEETING	5.93
	DD003125	FACEBOOK	ADVERTISING: GLC	96.33
	DD003125	FACEBOOK	ADVERTISING: GLC	11.00
	DD003125	SANITY MUSIC, BUSSELTON	LIBRARY RESOURCES	541.80
	DD003125	ROYAL LIFE SAVING	EMPLOYEE TRAINING - GLC	900.00
	DD003125	WILSON PARKING, PERTH	PARKING: BMRRA MEETING	40.00
	DD003125	SANITY MUSIC, BUSSELTON	LIBRARY RESOURCES	1996.29
	DD003125	HARVEY NORMAN	ELECTRONIC EQUIPMENT: KCP	117.00
	DD003125	STAPLES	STATIONERY SUPPLIES	116.86
	DD003125	PAYPAL *INFO	I.T. EQUIPMENT	162.30
	DD003125	POS BUSINESS SYSTEMS	ELECTRONIC EQUIPMENT: ARTGEO RECEIPT PRINTERS	968.00
	DD003125	PAYPAL TEAMVIEWER	SOFTWARE SERVICES	1229.39
	DD003125	PAYPAL CABLECHICK	I.T. EQUIPMENT	66.80
	DD003125	PDQ.COM	SOFTWARE SERVICES	1223.03
	DD003125	JAM SOFTWARE	SOFTWARE SERVICES	88.33
	DD003125	APPLE ITUNES	ICLOUD STORAGE D/DEBIT	4.49

Date	Chq / Voucher	Name	Description	Amount
	DD003125	TUTS*ENVATO	REFUND - SOFTWARE SERVICES	-243.32
	DD003125	THE GOOSE	MEETING EXPENSES: RIO TINTO/BJINC	68.00
	DD003125	CREATESEND/JACK IN THE BOX	MARKETING/DESIGN SERVICES: MARCH BAY TO BAY NEWSLETTER	356.69
	DD003125	WALGA	EMPLOYEE TRAINING SERVICES	75.00
	DD003125	WALGA	EMPLOYEE TRAINING SERVICES	75.00
	DD003125	THE ESPLANADE HOTEL	COUNCIL MEETING EXPENSES	527.50
	DD003125	QANTAS	TRAVEL EXPENSES: LOCAL GOVERNMENT CONFERENCE	366.04
	DD003125	THE MANNA HAHNDORF	ACCOMODATION: LOCAL GOVERNMENT CONFERENCE	149.00
	DD003125	SAI GLOBAL	SOFTWARE SERVICES	125.42
	DD003125	REJECT SHOP, BUSSELTON	YOUTH EVENT RESOURCES	675.00
	DD003125	BCF BUSSELTON	EMPLOYEE FAREWELL GIFT	225.00
	DD003125	THE GOOSE BEACH BAR	MEETING EXPENSES: JETTY LEASE SIGNING	58.70
	DD003125	AVENTEDGE- EMPLOYMENT LAW	EMPLOYEE TRAINING SERVICES	1204.50
5/05/2017	DD003126	ANZ BANK	BANK FEES	81.53
5/05/2017	DD003127	ANZ BANK	BANK FEES	251.45
30/04/2017	DD003128	CALTEx AUSTRALIA PETROLEUM PTY LTD	FUEL SERVICES	52,397.18
18/05/2017	DD003129	CITY OF BUSSELTON	CORRECTION OF BPAY PAYMENT: PAYMENT MADE IN ERROR	174.83
18/05/2017	DD003130	FLEXIRENT CAPITAL PTY LTD	LEASING PAYMENTS: BUSSELTON LIBRARY COFFEE MACHINE	237.80
18/05/2017	DD003131	FLEXIRENT CAPITAL PTY LTD	LEASING PAYMENTS: DUNSBOROUGH LIBRARY COFFEE MACHINE	220.02
29/05/2017	DD003132	ANZ BANK	BANK FEES	1,262.85
29/05/2017	DD003133	ANZ BANK	BANK FEES	39.90
29/05/2017	DD003134	COMMONWEALTH BANK	BANK FEES	99.00
29/05/2017	DD003135	DA BRIERS & RP COLES	CORRECTION OF BPDAY PAYMENT: REFUND OF RATES OVERPAYMENT	468.00
29/05/2017	DD003136	DA BRIERS & RP COLES	CORRECTION OF BPDAY PAYMENT: REFUND OF RATES OVERPAYMENT	468.00
29/05/2017	DD003137	PAY 23	FORTNIGHTLY PAY	690,792.51
27/04/2017	DD003138	CA & KA SMITH	CORRECTION OF BPDAY PAYMENT: REFUND OF RATES OVERPAYMENT	1,106.26
16/05/2017	DD003139	SPECIAL PAY	SPECIAL PAY	2,294.85
				<u>1,465,357.74</u>

TRUST ACCOUNT - MAY 2017

Date	TRUST CHQ	Name	Description	Amount
10/05/2017	007337	DEPARTMENT OF COMMERCE, BUILDING COMMISSION	REGISTRATIONS / LEVY PAYMENTS	21,251.46
10/05/2017	007338	CONSTRUCTION TRAINING FUND	BCITF LEVY	6,072.43
10/05/2017	007339	CITY OF BUSSELTON	VARIOUS REIMBURSEMENTS	549.00
11/05/2017	007340	BCITF & BRB LEVY REFUNDS	BCITF & BRB LEVY REFUNDS - BUILDING APPLICATION CANCELLED	556.05
11/05/2017	007341	BCITF & BRB LEVY REFUNDS	BCITF & BRB LEVY REFUNDS - BUILDING APPLICATION OVERPAYMENT	904.27
				<u>29,333.21</u>

6.3 FINANCE COMMITTEE INFORMATION BULLETIN - JUNE 2017

SUBJECT INDEX:	Councillors' Information
STRATEGIC OBJECTIVE:	An organisation that is managed effectively and achieves positive outcomes for the community.
BUSINESS UNIT:	Finance and Corporate Services
ACTIVITY UNIT:	Executive Services
REPORTING OFFICER:	Manager Financial Services - Kim Dolzadelli Councillor Support Officer - Lisa Haste Asset Coordinator - Daniel Hall
AUTHORISING OFFICER:	Director, Engineering and Works Services - Oliver Darby
VOTING REQUIREMENT:	Simple Majority
ATTACHMENTS:	Nil

PRÉCIS

This report provides an overview of information that is considered of relevance to members of the Finance Committee, and also the Council.

INFORMATION BULLETIN**1. Chief Executive Officer – Corporate Credit Card**

Details of monthly (May) transactions made on the Chief Executive Officer's corporate credit card are provided below to ensure there is appropriate oversight and awareness of credit card transactions made.

Date	Amount	Payee	Description
27-Apr-17	\$547.80	Adelaide Hills Council	* LGCO Conference
28-Apr-17	\$361.97	Createsend / Jack In The Box	Bay To Bay Newsletter
09-May-17	\$70.00	Busselton Chamber	GG Budget Breakfast Busselton Chamber
09-May-17	\$510.00	Qantas Club	* 1 Year Membership
09-May-17	\$399.50	Lifesize Standups	2 X Lifesize Instagram Frames
20-May-17	\$223.30	Intercontinental, Adelaide	* Deposit, Accom LGCO Conf
22-May-17	\$17.50	Australia Post	Busselton Jetty Stamps
22-May-17	\$154.00	Grosvenor Hotel, East Perth	Meal & Drinks BMRA Meetings
23-May-17	\$16.13	Wilson Parking, Perth	Parking: BMRA Meeting
23-May-17	\$17.50	The George, Perth	Coffee - BMRA Meeting
23-May-17	\$815.55	Frasers Suites, East Perth	Accomm: BMRA Meetings

**Funds debited against CEO Annual Professional Development Allowance as per employment Contract Agreement*

+ Allocated against CEO Hospitality Expenses Allowance

2. Voluntary Contributions/Donations (Income)

No voluntary contributions have been approved this financial year to date.

3. **Donations/Contributions and Subsidies Fund (Sponsorship Fund – Payment of Funds)**

Current expenditure from the Donations, Contributions and Subsidies Fund (Sponsorship Fund) reveals:

- 98 applications for sponsorship have been received during this financial year.
 - The average donation approved for the financial year is \$349.25
 - There were 9 applications for sponsorship received or assessed during May 2017.
 - Expenditure from the Donations, Contributions and Subsidies Fund (Sponsorship Fund) for the financial year totals \$34,227.32
- Total budget for the Donations, Contributions and Subsidies Fund (Sponsorship Fund) is \$37,450.

App. No.	Recipient	Purpose	Amount
90/1617	Dunsborough Basketball Club	Funding requested to purchase first aid kits for all their teams.	\$0.00
91/1617	Mayoral Prayer Breakfast	Major sponsor of the Mayoral Prayer breakfast in August 2017.	\$2,500
92/1617	Chelsea Lindsay for Breast Cancer Care WA	Event fee waiver for Breast Cancer Charity fundraising dinner being held at 3Oceans.	\$36.50
93/1617	Bailey Coshott	Representing WA at the U 15's school sport AFL championships in Perth	\$200
94/1617	Geographe Bay Table Tennis Club	Seeking Funds to assist with the overall running costs of their June SW Open championships.	\$500
95/1617	Jaylen Colegate	Representing WA at the Australian Under 16 Junior basketball Championships in Perth.	\$200
96/1617	Vasse Probus Club Inc	Seeking funds to purchase a steel cupboard to hold their resources. Unsuccessful, however they have been put in contact with City officers to see what we have from the old building that the Probus Club could use.	\$0
97/1617	Busselton Choral Society	Seeking funds to assist with the costs of their Winter concert. Unsuccessful as funds have already been received this financial year.	\$0
98/1617	Busselton Horse and Pony Club	Fee waiver for camping permit fee at the Winter Jumping Festival.	\$100

Asset Management Report

Unsealed Roads and Fair Value

The following report provides some clarification on the calculation of fair value for unsealed roads and also the drivers for the unsealed road renewal (re-sheeting) program.

There are three main types of unsealed roads included within the City's unsealed road network. These are paved, formed and unformed roads. These are defined as follows;

- A paved road is a road that has been shaped by a grader and has been constructed with the use of imported gravel;

- A formed road is an unsealed road that has been shaped by a grader but has not been constructed with imported gravel; and
- An unformed road is a legally-recognised road that is undeveloped, but provides public access (often 4wd access only) to a particular area or feature.

Although each of these types of unsealed roads require varying levels of annual renewal requirements, they are none-the-less all still under the management control of the City; and therefore are all required to be included in the fair value assessment.

Formed and unformed roads, require little or no scheduled maintenance and may only be subject to ADHOC tree pruning or a light grade (formed roads only) as the need arises.

Scheduled maintenance is required for paved roads as these contain imported materials (gravel) which needs to be monitored and maintained at a certain depth (The ideal gravel depth for a paved road in an excellent condition is greater than 150mm); for the safety of road users, structural integrity of the underlying pavement and to provide sufficient gravel depth to enable maintenance grading.

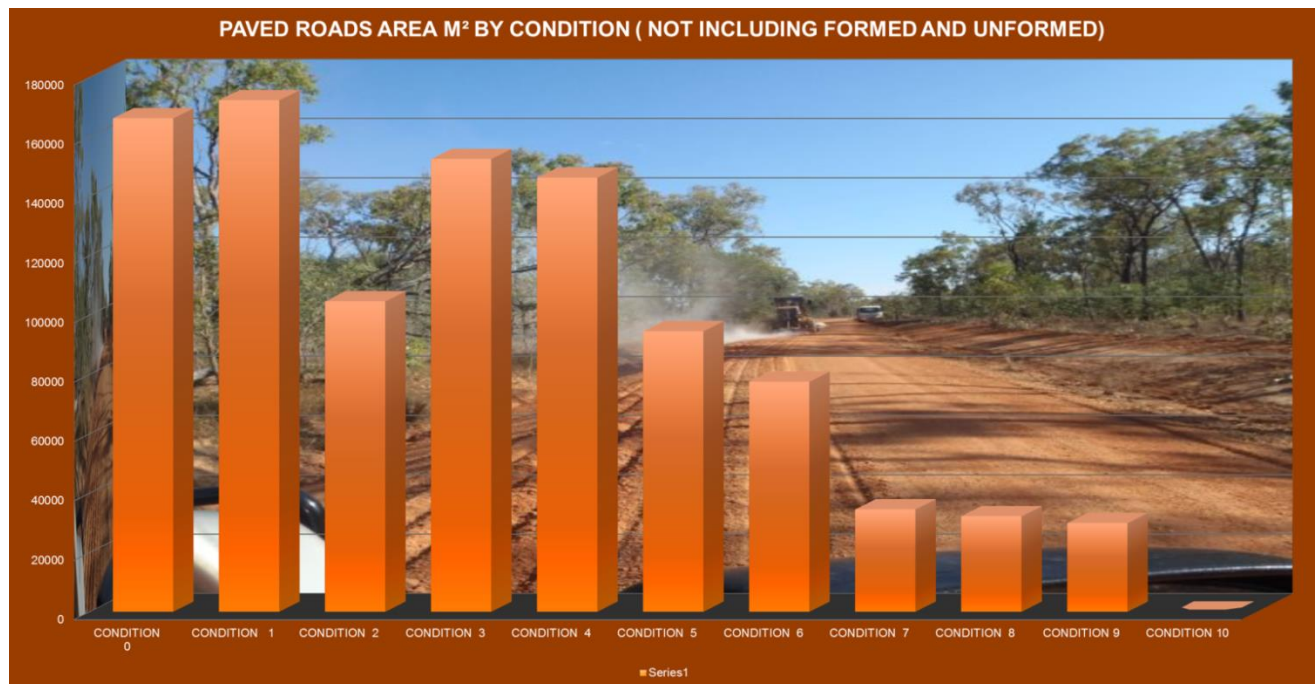
The monitoring of these paved roads consists of measuring the gravel depths with the use of a drill to ensure that minimum standards are being maintained. Unsealed roads with a gravel pavement should maintain a reasonable depth of gravel from the subgrade to the surface. This depth is renewed through the use of the gravel re-sheeting program which is funded through the annual budget.

Re-sheeting is required when the gravel depth falls to an ungradable level and subgrade exposure becomes evident. At this point there is no longer enough remaining gravel for the grader driver to “work with” when maintaining the road and more gravel is required. Re-sheeting is triggered by the road sections overall condition which considers depth, shape, drainage, looseness and safety. Priority is allocated considering condition, utilisation, risk and deprivation.



The above chart shows the condition breakdown by square metres of all (paved, formed and unformed roads) following the updated inspections in April 2017. This chart drives the fair value for unsealed roads, which currently sits at \$14.8M.

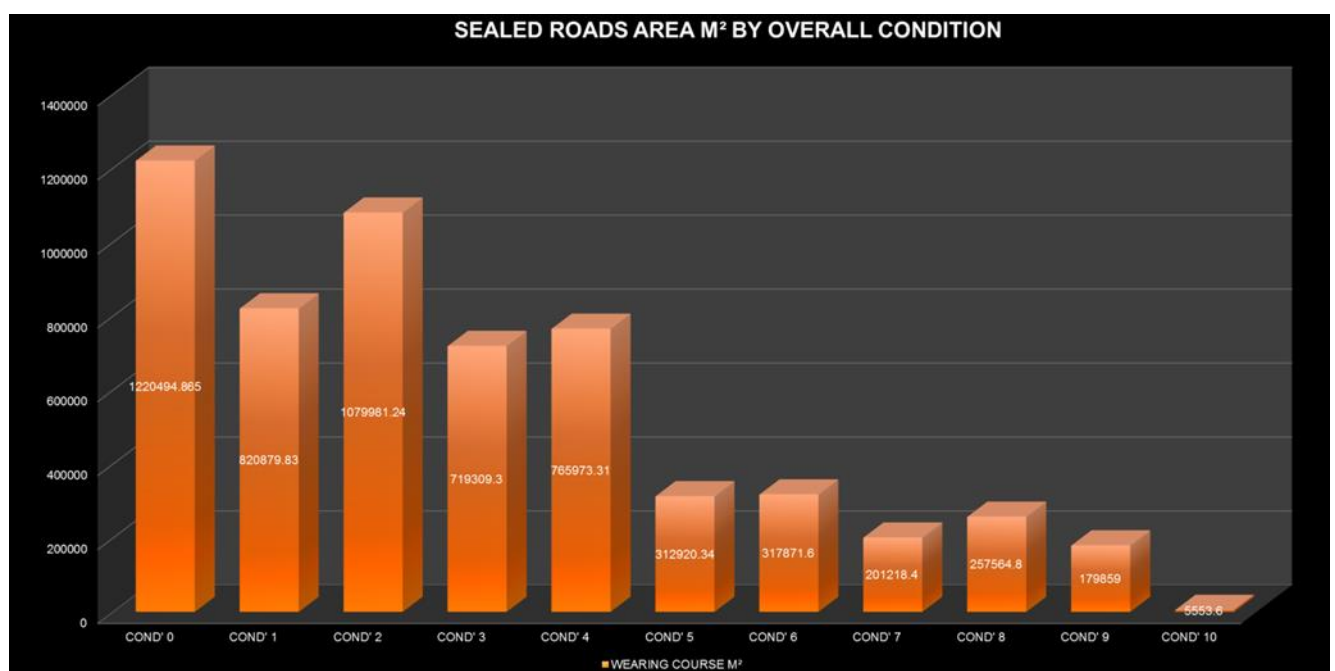
It should be noted here also, that formed and unformed roads will naturally sit at condition eight, nine and ten; due to zero pavement gravel depth. This is further highlighted in the chart below which shows a reduction in the square metres of road with condition eight, nine or ten ratings.



The above chart shows the condition breakdown for paved roads only (not including formed and unformed) which drives the annual re-sheeting program. Roads sitting in the condition eight and nine and ten ratings are those which are scheduled for re-sheeting. These will be rectified through the current re-sheeting program and do not indicate any current back log of works for unsealed roads.

Sealed Roads for Comparison

The Chart below shows the current breakdown (by total square metres) of all sealed roads that the City maintains. This has been included as a means of highlighting the similar condition profiles of the sealed and unsealed paved roads above. These condition profiles are indicative of assets under a scheduled renewal program as the majority of the assets are sitting in an 'as new' or 'good' condition.



Both of these charts highlight the effectiveness of the current renewals programs and also the need for these programs to be maintained into the future. These programs are the annual re-sheeting and road construction programs which are funded through the annual budget.

OFFICER RECOMMENDATION

That the Finance Committee Information Bulletin for the month of June 2017 be noted.

7. GENERAL DISCUSSION ITEMS

8. NEXT MEETING DATE

Thursday, 3 August 2017

9. CLOSURE