



**City of Busselton**  
*Geographe Bay*

## **Finance Committee Agenda**

***8 December 2016***

ALL INFORMATION AVAILABLE IN VARIOUS FORMATS ON REQUEST

[city@busselton.wa.gov.au](mailto:city@busselton.wa.gov.au)

**CITY OF BUSSELTON**

**MEETING NOTICE AND AGENDA – 8 DECEMBER 2016**

---

**TO: THE MAYOR AND COUNCILLORS**

**NOTICE** is given that a meeting of the Finance Committee will be held in the Meeting Room One, Community Resource Centre, 21 Camilleri Street, Busselton on Thursday, 8 December 2016, commencing at 9.30am.

The attendance of Committee Members is respectfully requested.



---

**MIKE ARCHER**

**CHIEF EXECUTIVE OFFICER**

1 December 2016

CITY OF BUSSELTON

AGENDA FOR THE FINANCE COMMITTEE MEETING TO BE HELD ON 8 DECEMBER 2016

TABLE OF CONTENTS

<b>ITEM NO.</b>	<b>SUBJECT</b>	<b>PAGE NO.</b>
1.	DECLARATION OF OPENING AND ANNOUNCEMENT OF VISITORS.....	4
2.	ATTENDANCE .....	4
3.	PUBLIC QUESTION TIME.....	4
4.	DISCLOSURE OF INTERESTS .....	4
5.	CONFIRMATION OF MINUTES .....	4
5.1	Minutes of the Finance Committee Meeting held 3 November 2016 .....	4
6.	REPORTS .....	5
6.1	FINANCE COMMITTEE INFORMATION BULLETIN - OCTOBER 2016.....	5
6.2	LIST OF PAYMENTS MADE - OCTOBER 2016.....	8
6.3	FINANCIAL ACTIVITY STATEMENTS - PERIOD ENDING 31 OCTOBER 2016 .....	22
6.4	BUDGET PLANNING AND REPORTING .....	43
7.	GENERAL DISCUSSION ITEMS .....	58
8.	NEXT MEETING DATE .....	58
9.	CLOSURE .....	58

1. **DECLARATION OF OPENING AND ANNOUNCEMENT OF VISITORS**

2. **ATTENDANCE**

**Apologies**

Cr Gordon Bleechmore

**Approved Leave of Absence**

Nil

3. **PUBLIC QUESTION TIME**

4. **DISCLOSURE OF INTERESTS**

5. **CONFIRMATION OF MINUTES**

5.1 **Minutes of the Finance Committee Meeting held 3 November 2016**

**RECOMMENDATION**

That the Minutes of the Finance Committee Meeting held 3 November 2016 be confirmed as a true and correct record.

## 6. REPORTS

### 6.1 FINANCE COMMITTEE INFORMATION BULLETIN - OCTOBER 2016

<b>SUBJECT INDEX:</b>	Councillors' Information
<b>STRATEGIC OBJECTIVE:</b>	An organisation that is managed effectively and achieves positive outcomes for the community.
<b>BUSINESS UNIT:</b>	Finance and Corporate Services
<b>ACTIVITY UNIT:</b>	Executive Services
<b>REPORTING OFFICER:</b>	Manager Financial Services - Kim Dolzadelli Asset Coordinator - Daniel Hall Governance Support Officer - Lisa Haste
<b>AUTHORISING OFFICER:</b>	Chief Executive Officer - Mike Archer
<b>VOTING REQUIREMENT:</b>	Simple Majority
<b>ATTACHMENTS:</b>	Nil

### PRÉCIS

This report provides an overview of information that is considered of relevance to members of the Finance Committee, and also the Council.

### INFORMATION BULLETIN

#### 1. Chief Executive Officer – Corporate Credit Card

Details of monthly transactions made on the Chief Executive Officer's corporate credit card are provided below to ensure there is appropriate oversight and awareness of credit card transactions made.

Date	Amount	Payee	Description
25-Aug-16	\$150.00	Arimia Estate, Yallingup	Farewell Gift for Martyn Glover
24-Aug-16	\$273.24	Mounts Bay Waters Apartments	Accom: PLA Conference (Cr Paine)
27-Sep-16	\$1,500.00	Market Creations (City Of Swan)	Rego: National Economic Development Conference (Cr. McCallum)
28-Sep-16	\$90.00	Local Government East Perth	LGMA Membership (Tracey King)
29-Sep-16	\$30.00	Pan Pacific Perth	Parking CEO Presenting to SW Focus Conference (CEO)
07-Oct-16	\$942.94	The Vines	Accom: National Economic Development Conference (Cr. McCallum)
14-Oct-16	\$131.30	Airport Security Parking	Sugito Trip
19-Oct-16	\$446.00	Al Forno	Council Dinner
20-Oct-16	\$315.00	Busselton Chamber Of Commerce	Dealing With Ice Function (Councillors Attended)
25-Oct-16	\$490.00	City Of Geraldton (Eventbrite)	* Local Govt CEO Conference (CEO)
27-Oct-16	\$933.80	Intercontinental Adelaide	Accom: Parks & Leisure Conference, Adelaide (Cr. Tarbotton)

*\*Funds debited against CEO Annual Professional Development Allowance as per employment Contract Agreement*

*◆ Allocated against CEO Hospitality Expenses Allowance*

*+ Funds debited against the Airport Development Fund*

## 2. Voluntary Contributions/Donations (Income)

*At its meeting of 22 September 2010, the Council adopted (C1009/329) its Voluntary Contributions/Donations Policy. This Policy requires that the Finance Committee be informed (via an information only bulletin) of any instances whereby voluntary contributions/ donations are approved by the Chief Executive Officer or jointly by the Mayor and Chief Executive Officer.*

No voluntary contributions have been approved this financial year to date.

## 3. Donations/Contributions and Subsidies Fund (Sponsorship Fund – Payment of Funds)

Council resolved in April 2010 (C1004/132) a move towards a tiered system of funding and following the 6 October 2011 Finance Committee meeting, it was recommended to Council that the delegation to determine the allocations of sponsorship and donations from the sponsorship fund be revoked and be returned to the Chief Executive Officer to enable a more timely turnaround of sponsorship applications.

Current expenditure from the Donations, Contributions and Subsidies Fund (Sponsorship Fund) reveals:

- 54 applications for sponsorship have been received during this financial year.
- The average donation approved for the financial year is \$280.52
- There were 14 applications for sponsorship received or assessed during October 2016.
- Expenditure from the Donations, Contributions and Subsidies Fund (Sponsorship Fund) for the financial year totals \$15,148.50
- Total budget for the Donations, Contributions and Subsidies Fund (Sponsorship Fund) is \$37,450.

App. No.	Recipient	Purpose	Amount
41/1617	Busselton Croquet Club	Funds to assist with the Spring Tournament and the purchase of prizes	\$500
42/1617	Naturaliste Renewable Energy Group	Funds to assist with venue hire, chair hire and catering for the Community Forum on becoming carbon neutral	\$500
43/1617	Busselton Uniting Church	Waiver of the Admin fee for the Busselton Wildflower Exhibition	\$37
44/1617	Naturaliste Family Playgroup	Funding to assist with activities to attract more members to the group	\$400
45/1617	Geographe Bay Yacht Club	Geographe Bay Boat Rally, funds to assist with catering and advertising costs	\$500
46/1617	Busselton Choral Society	Funding to assist with December concert, hall hire and guest artist	\$500
47/1617	Busselton Art Society	58th Annual Art in the Park event, funds to assist with hire equipment, event running costs and prizes	\$500
48/1617	Plunkett Homes	Building application fee waiver for the Royal Flying Doctor Service Charity home	\$380

App. No.	Recipient	Purpose	Amount
49/1617	Lions Cancer Institute	Donation to Special Children's Christmas Day Out being held in Bunbury and other parts of WA. Does not meet guidelines.	\$0
50/1617	Combined Churches of Busselton Welfare Committee	Food hampers and toys for disadvantaged families in Busselton for Christmas	\$500
51/1617	Caelin Winchcombe	Representing State at various sailing competitions in Australia	\$200
52/1617	Our Lady of the Cape Primary School	End of year awards/graduation night (\$100 primary \$200 secondary)	\$100
53/1617	St Mary's Anglican Church	Annual Christmas lunch for the lonely/needly members of the community. Funds to assist with catering costs	\$600
54/1617	Acting Up!	Holding the 'Summer Series' event over summer, showing movies in the Cultural Precinct. Funds to assist with movie licence fees	\$500

### **Asset Management Report**

#### **Donated Assets.**

As of December 2016, The City has received approx. \$6.5M in donated assets. This amount includes Roads, Footpaths, Drains; and landscaping, signage and other assets associated with the roads. Of the \$6.5M, \$3.3M is attributed to Roads, \$500,000 for Footpaths, \$1M for Drainage and \$1.7M for landscaping and other assets.

These assets are mainly associated with subdivisions at Dawson Estate and Dunsborough Lakes as well as sections of the old Bussell Highway, resulting from the extension of the Bussell Highway bypass.

The landscaping assets that were built as part of the Port Geographe Reconfiguration Project are also due to be taken on by the City in 2016/17. This is due to occur in May 2017 and includes two ablution blocks, picnic areas and playgrounds, lighting; turf and gardens areas and paths, fencing and boardwalk. The total estimated replacement value of these assets is \$4M.

This process will allow for a formal transfer of the assets from the Department of Transport asset register to City of Busselton.

As a comparison, the total donated assets recording the 2015/16 financial year was \$9.2M, and we are well on track to exceed this figure in 2016/17.

#### **OFFICER RECOMMENDATION**

That the Finance Committee notes the Finance Committee Information Bulletin for the month of October 2016.

## 6.2 LIST OF PAYMENTS MADE - OCTOBER 2016

<b>SUBJECT INDEX:</b>	Financial Operations
<b>STRATEGIC OBJECTIVE:</b>	An organisation that is managed effectively and achieves positive outcomes for the community.
<b>BUSINESS UNIT:</b>	Financial Services
<b>ACTIVITY UNIT:</b>	Finance
<b>REPORTING OFFICER:</b>	Strategic Financial Plan Accountant - Stuart Wells
<b>AUTHORISING OFFICER:</b>	Director, Finance and Corporate Services - Cliff Frewing
<b>VOTING REQUIREMENT:</b>	Simple Majority
<b>ATTACHMENTS:</b>	Attachment A List of Payments - October 2016 <a href="#">↓</a>

### **PRÉCIS**

This report provides details of payments made from the City's bank accounts for the month of October 2016, for noting by the Council and recording in the Council Minutes.

### **BACKGROUND**

The Local Government (Financial Management) Regulations require that when the Council has delegated authority to the Chief Executive Officer to make payments from the City's bank accounts, that a list of payments made is prepared each month for presentation to, and noting by, Council.

### **STATUTORY ENVIRONMENT**

Section 6.10 of the Local Government Act and more specifically, Regulation 13 of the Local Government (Financial Management) Regulations; refer to the requirement for a listing of payments made each month to be presented to the Council.

### **RELEVANT PLANS AND POLICIES**

NA.

### **FINANCIAL IMPLICATIONS**

NA.

### **Long-term Financial Plan Implications**

NA.

### **STRATEGIC COMMUNITY OBJECTIVES**

This matter principally aligns with Key Goal Area 6 – 'Open and Collaborative Leadership' and more specifically Community Objective 6.3 – 'An organisation that is managed effectively and achieves positive outcomes for the community'.

### **RISK ASSESSMENT**

NA.

### **CONSULTATION**

NA.



**OFFICER COMMENT**

NA.

**CONCLUSION**

NA.

**OPTIONS**

NA.

**TIMELINE FOR IMPLEMENTATION OF OFFICER RECOMMENDATION**

NA.

**OFFICER RECOMMENDATION**

That the Council notes payment of voucher numbers M113521 – M113615, EF048675 – EF049139, T007288 – T007291, and DD002894 – DD002921; together totaling \$7,555,507.44.



LISTING OF PAYMENTS MADE  
UNDER DELEGATED AUTHORITY  
FOR THE MONTH OF OCTOBER 2016

**MUNICIPAL ACCOUNT - OCTOBER 2016**

Date	Chq	Name	Description	Amount
6/10/2016	113521	BUSSELTON CROQUET CLUB	DONATION - SPRING TOURNAMENT	500.00
6/10/2016	113522	OFFICE OF THE CEO - PETTY CASH	PETTY CASH REIMBURSEMENT	418.45
6/10/2016	113523	OSCAR NEGUS	FIRE CONTROL OFFICER HONORARIUM	190.70
6/10/2016	113524	ARTGEO PETTY CASH	PETTY CASH REIMBURSEMENT	96.27
6/10/2016	113525	MR A GUTHRIE	FIRE CONTROL OFFICER HONORARIUM	572.55
6/10/2016	113526	NATURALISTE COMMUNITY CENTRE PETTY CASH	PETTY CASH REIMBURSEMENT	96.85
6/10/2016	113527	PATATAP PTY LTD	REFUND OF HALL DEPOSIT	200.00
6/10/2016	113528	SPICE ODYSSEE	REFUND OF HALL DEPOSIT	185.00
6/10/2016	113529	COUNTRYS JUNIOR FOOTBALL CLUB	REFUND OF HALL DEPOSIT	185.00
6/10/2016	113530	R & S PIERCEY	CROSSOVER SUBSIDY PAYMENT	170.50
6/10/2016	113531	R P BOARDLEY	REFUND OF RATE OVERPAYMENT	790.93
6/10/2016	113532	D P WHEELER	REFUND OF RATE OVERPAYMENT	789.20
6/10/2016	113533	CITY OF BUSSELTON	CORRECTION BPAY PAYMENT	93.90
7/10/2016	113534	DEPT OF THE ATTORNEY GENERAL	PROSECUTION NOTICES - COURT HEARING	117.50
7/10/2016	113535	TELSTRA (NETWORK INTEGRITY)	DUNS TOWNSCAPE WORKS - RAISE TELSTRA PITS	3,297.92
7/10/2016	113536	TELSTRA CORPORATION	COMMUNICATION SERVICES	12,715.30
7/10/2016	113537	SYNERGY	ELECTRICITY SUPPLIES	1,282.85
13/10/2016	113538	CITY OF BUSSELTON	VARIOUS PAYROLL REIMBURSEMENTS	3,955.25
13/10/2016	113539	CALLOWS CORNER NEWS	STAFF SOCIAL CLUB - LOTTO	286.00
14/10/2016	113540	TELSTRA CORPORATION	COMMUNICATION SERVICES	120.00
14/10/2016	113541	SYNERGY	ELECTRICITY SUPPLIES	74,804.45
14/10/2016	113542	NATURALISTE RENEWABLE ENERGY GROUP	DONATION - COMMUNITY FORUM	500.00
14/10/2016	113543	NATURALISTE FAMILY PLAYGROUP	DONATION - ACTIVITIES FOR FAMILY PLAYGROUP	400.00
14/10/2016	113544	GEOGRAPHE BAY YACHT CLUB	DONATION - GEOGRAPHE BAY BOAT RALLY	500.00
14/10/2016	113545	BUSSELTON ART SOCIETY INC.	DONATION - 58TH ART IN THE PARK	500.00
14/10/2016	113546	BUSSELTON CHORAL SOCIETY	DONATION - DECEMBER 2016 CONCERT	500.00
20/10/2016	113547	CANCELLED	PROCESS ERROR	0.00
14/10/2016	113548	SW ABORIGINAL LAND & SEA COUNCIL	REFUND OF HALL DEPOSIT	185.00
14/10/2016	113549	K STONE	CROSSOVER SUBSIDY PAYMENT	86.50
14/10/2016	113550	K & G SCOTT	CROSSOVER SUBSIDY PAYMENT	178.00
14/10/2016	113551	A & J GRIFFITHS	CROSSOVER SUBSIDY PAYMENT	201.80
14/10/2016	113552	G & W SPENCER	CROSSOVER SUBSIDY PAYMENT	279.70
14/10/2016	113553	P & J FREESTONE	CROSSOVER SUBSIDY PAYMENT	257.80
14/10/2016	113554	T A DOE	CROSSOVER SUBSIDY PAYMENT	262.80
14/10/2016	113555	S & J FISH	CROSSOVER SUBSIDY PAYMENT	202.00
14/10/2016	113556	S & J WATERHOUSE	CROSSOVER SUBSIDY PAYMENT	269.60
14/10/2016	113557	N SLEVEC	CROSSOVER SUBSIDY PAYMENT	269.60
14/10/2016	113558	KE & RH ROSS	CROSSOVER SUBSIDY PAYMENT	364.50
14/10/2016	113559	ASHLEIGH WILLIAMS	REFUND OF HALL DEPOSIT	185.00
14/10/2016	113560	LIONS CLUB OF DUNSBOROUGH	REFUND OF HALL DEPOSIT	185.00
14/10/2016	113561	ANDREW MOYES	REFUND OF HEALTH APPLICATION	78.00
14/10/2016	113562	B & F WRIGHT	CROSSOVER SUBSIDY PAYMENTS	430.70
14/10/2016	113563	GREGORY R BUNNEY	REFUND OF HEALTH APPLICATION	354.00
14/10/2016	113564	THOMAS MAZEY	ART SALES	25.20
14/10/2016	113565	DEPARTMENT OF TRANSPORT	JETTY LICENCES	78.20
18/10/2016	113566	CITY OF BUSSELTON	CORRECTION BPAY PAYMENTS	607.80
19/10/2016	113567	CITY OF BUSSELTON - PETTY CASH	PETTY CASH REIMBURSEMENT	625.65
19/10/2016	113568	ALLAN DUE	REFUND PAYMENT - BUILDING APPLICATION	75.35
19/10/2016	113569	DAMIAN SYRED	REFUND OF HEALTH APPLICATION	40.00
19/10/2016	113570	RN BLYTH & BA GRIFFITH	REFUND OF RATE OVERPAYMENT	433.00

Date	Chq	Name	Description	Amount
19/10/2016	113571	VENTURA HOMES PTY LTD	REFUND OF RATE OVERPAYMENTS	3,957.00
19/10/2016	113572	WESLEY CANT	REFUND OF ANIMAL TRAP BOND	100.00
19/10/2016	113573	M & A FLETCHER	CROSSOVER SUBSIDY PAYMENT	262.20
19/10/2016	113574	P & R JARVIS	CROSSOVER SUBSIDY PAYMENT	389.00
19/10/2016	113575	CORRIB INVESTMENTS PTY LTD	REFUND LANDSCAPE MAINTENANCE BOND	5,000.00
21/10/2016	113576	TELSTRA CORPORATION	COMMUNICATION SERVICES	9,117.35
21/10/2016	113577	SYNERGY	ELECTRICITY SUPPLIES	1,215.60
24/10/2016	113578	BG'S FRUIT & VEGIE MART	FRUIT & VEGETABLE SUPPLIER - SAFETY WEEK	840.00
24/10/2016	113579	WISHING WELL CLINIC - BUSSELTON	EMPLOYMENT MEDICAL - RETURN TO WORK	80.00
24/10/2016	113580	BUSSELTON WATER BOARD	WATER SERVICES	1,869.62
24/10/2016	113581	CALLOWS CORNER NEWSAGENCY	NEWSAGENCY / STATIONERY SUPPLIES	482.65
25/10/2016	113582	CANCELLED	PRINTING ERROR	0.00
24/10/2016	113583	WATER CORPORATION	WATER SERVICES	2,943.37
24/10/2016	113584	COMFORT INN WENTWORTH PLAZA	ACCOMMODATION - STAFF TRAINING	178.00
24/10/2016	113585	CITY OF BUNBURY	SWEMA ADMINISTRATION ANNUAL FEE	350.00
24/10/2016	113586	SYNERGY	ELECTRICITY SUPPLIES	1,071.60
24/10/2016	113587	FRED ROSE EXCAVATOR HIRE	EARTHMOVING-DUNSBOROUGH WASTE FACILITY	7,078.50
24/10/2016	113588-113590	CANCELLED	PRINTING ERROR	0.00
25/10/2016	113591	LINDI VAN NIEKERK	REFUND DOG REGISTRATION - NOW STERILISED	77.50
25/10/2016	113592	BENJAMIN WARNER	REFUND DOG REGISTRATION - NOW STERILISED	150.00
25/10/2016	113593	CITY OF BUSSELTON	HEALTH LICENCE - KOOKABURRA C/PARK	1,020.00
27/10/2016	113594	CITY OF BUSSELTON	VARIOUS PAYROLL REIMBURSEMENTS	4,245.86
27/10/2016	113595	CALLOWS CORNER NEWS	STAFF SOCIAL CLUB - LOTTO	280.00
28/10/2016	113596	WATER CORPORATION	WATER SERVICES	5,698.65
28/10/2016	113597	SYNERGY	ELECTRICITY SUPPLIES	3,932.05
28/10/2016	113598	BOND ADMINISTRATOR	AGED HOUSING BONDS	674.80
28/10/2016	113599	FRED ROSE EXCAVATOR HIRE	EARTHMOVING - VARIOUS ROADWORKS	2,843.50
28/10/2016	113600	COMBINED CHURCHES OF BUSSELTON	DONATION - CHRISTMAS HAMPERS	500.00
28/10/2016	113601	JOHN WINCHCOMBE	DONATION - STATE SAILING SQUAD	200.00
28/10/2016	113602	OUR LADY OF THE CAPE	DONATION - END OF YEAR GRADUATION	100.00
28/10/2016	113603	ST MARY'S ANGLICAN CHURCH	DONATION - ANNUAL CHRISTMAS LUNCHEON	600.00
28/10/2016	113604	ACTING UP	DONATION - SUMMER SERIES MOVIE SCREENINGS	500.00
28/10/2016	113605	CAPE CONSTRUCTIONS	REFUND OF SEPTIC APPROVAL HA16/0358	236.00
28/10/2016	113606	CAPE NATURALISTE COLLEGE	REFUND OF HALL DEPOSIT	200.00
28/10/2016	113607	DEPARTMENT OF PLANNING	REFUND OF HALL DEPOSIT	200.00
28/10/2016	113608	WA PRIMARY HEALTH ALLIANCE	REFUND OF HALL DEPOSIT	200.00
28/10/2016	113609	P & K DEAN	CROSSOVER SUBSIDY PAYMENT	148.10
28/10/2016	113610	G & K MCMAHON	CROSSOVER SUBSIDY PAYMENT	167.90
28/10/2016	113611	OFFICE OF THE CEO - PETTY CASH	PETTY CASH REIMBURSEMENT	271.50
28/10/2016	113612	S MCKENZIE	REFUND OF ANIMAL TRAP BOND	100.00
28/10/2016	113613	CANCELLED	PRINTING ERROR	0.00
28/10/2016	113614	DEPARTMENT OF TRANSPORT	VEHICLE REGISTRATION	113.00
28/10/2016	113615	DUNSBOROUGH PUBLIC LIBRARY PETTY CASH	PETTY CASH REIMBURSEMENT	89.40
				<b>166,426.97</b>

Date	Chq	Name	Description	Amount
<b>ELECTRONIC TRANSFER PAYMENTS - OCTOBER 2016</b>				
Date	EFT	Name	Description	Amount
7/10/2016	EF048675	DENNIS HADDON	ART SALES	136.50
7/10/2016	EF048676	CR. G BLEECHMORE	COUNCILLOR PAYMENT	2,382.50
7/10/2016	EF048677	CR. G HENLEY	COUNCILLOR PAYMENT	9,701.25
7/10/2016	EF048678	CR. T BEST	COUNCILLOR PAYMENT	2,382.50
7/10/2016	EF048679	PHIL HOLLETT PHOTOGRAPHY	ART SALES	54.60
7/10/2016	EF048680	LEEUWIN CIVIL PTY LTD	BUSSELTON FORESHORE ROAD WORKS	322,712.50
7/10/2016	EF048681	PETER STARK	BUSHFIRE OFFICER HONORARIUM	381.40
7/10/2016	EF048682	CHRIS PAYNE	BUSHFIRE OFFICER HONORARIUM	190.70
7/10/2016	EF048683	LINDA KUSAL	REIMBURSEMENT-DAMAGED NUMBER PLATE	114.30
7/10/2016	EF048684	CR. J McCALLUM	COUNCILLOR PAYMENT & REIMBURSEMENT	2,885.09
7/10/2016	EF048685	CR. C TARBOTTON	QUARTERLY COUNCILLOR PAYMENT	11,067.75
7/10/2016	EF048686	ACURIX NETWORKS	LIBRARY INTERNET WIFI ACCESS	8,580.00
7/10/2016	EF048687	ANDERS HAMMARSTROM	ART SALES	63.00
7/10/2016	EF048688	MARY EVERUSS	STAFF REIMBURSEMENT - GLC LEISURE PROGRAM	232.86
7/10/2016	EF048689	MARGARET PARKE	ART SALES	105.00
7/10/2016	EF048690	DANIEL FRITCHLEY	DRAFTING SERVICES - BUSSELTON FORESHORE	3,640.00
7/10/2016	EF048691	DANIEL CHENEY	ART SALES	31.50
7/10/2016	EF048692	MATTHEW SHARP	ART SALES	224.00
7/10/2016	EF048693	CR. R BENNETT	COUNCILLOR PAYMENT	2,382.50
7/10/2016	EF048694	PANCAKE DESIGNS RESIN	ART SALES	38.85
7/10/2016	EF048695	NALDA HOSKINS	ART SALES	105.30
7/10/2016	EF048696	JACQUELINE PINNOCK	ART SALES	116.90
7/10/2016	EF048697	COLES.COM.AU	COUNCIL & STAFF REFRESHMENTS	105.53
7/10/2016	EF048698	FIONA SLEE	CLEANING SERVICES - BUSHFIRE & SES BUILDINGS	150.00
7/10/2016	EF048699	MARIAN GILES	ART SALES	231.00
7/10/2016	EF048700	CR. R REEKIE	COUNCILLOR PAYMENT & REIMBURSEMENT	2,394.86
7/10/2016	EF048701	CR. R PAINE	COUNCILLOR PAYMENT & REIMBURSEMENT	2,557.47
7/10/2016	EF048702	CR. P CARTER	COUNCILLOR PAYMENT	2,382.50
7/10/2016	EF048703	KAY LEHMAN	STAFF REIMBURSEMENT-CARBUNUP RESERVE	84.00
7/10/2016	EF048704	ALINTA ENERGY	ELECTRICITY	42,216.03
7/10/2016	EF048705	BURYTEC AUSTRALIA PTY LTD	DEPOSIT - OFFICE FURNITURE-ADMIN BUILDING	63,434.58
7/10/2016	EF048706	CHRISTOPHER MCCLEAY	CROSSOVER CONTRIBUTION	83.95
7/10/2016	EF048707	DAVID MCCLEAY	CROSSOVER CONTRIBUTION	83.95
7/10/2016	EF048708	LYNNE MITCHELL	ART SALES	147.00
7/10/2016	EF048709	ALLIANCE SECURITY PERSONNEL	SECURITY SERVICES - CASH BANKING	841.50
7/10/2016	EF048710	KATHERINE MILNER	REFUND OF ANIMAL TRAP BOND	100.00
7/10/2016	EF048711	DUNSBOROUGH VOLUNTEER BUSHFIRE BRIGADE	PETTY CASH REIMBURSEMENT	186.82
7/10/2016	EF048712	ERS AUSTRALIA PTY LTD	MAINTENANCE PARTS WASHER SERVICE	903.10
7/10/2016	EF048713	YALLINGUP COASTAL VOLUNTEER BUSHFIRE BRIGADE	PETTY CASH REIMBURSEMENT	140.96
7/10/2016	EF048714	YALLINGUP RURAL BUSHFIRE BRIGADE	PETTY CASH REIMBURSEMENT	543.15
7/10/2016	EF048715	BUSSELTON STATE EMERGENCY SERVICE	PETTY CASH REIMBURSEMENT	1,012.70
7/10/2016	EF048716	COLES	GLC CAFÉ, COUNCIL & STAFF REFRESHMENTS	573.49
7/10/2016	EF048717	CHRISTINE McGRATH	STAFF REIMBURSEMENT-CONFERENCE EXPENSES	120.00
7/10/2016	EF048718	CAPE RURAL CONTRACTING	FIRE CONTROL SERVICES - NEW FIREBREAK	4,840.00
7/10/2016	EF048719	OWEN G ISBEL	ART SALES	416.80
7/10/2016	EF048720	WENDY SLEE	ART SALES	208.00
7/10/2016	EF048721	MICHAEL TAYLOR	ART SALES	45.50
7/10/2016	EF048722	CELIA CLARE	ART SALES	427.20
13/10/2016	EF048723	HIF	HEALTH INSURANCE	215.55
13/10/2016	EF048724	CRAIG & SHEREE WOOD	LEASE AGREEMENT	820.00
13/10/2016	EF048725	PAY-PLAN PTY LTD	SALARY PACKAGING	13,894.86
13/10/2016	EF048726	HARCOURTS BUSSELTON	RENTAL LEASE AGREEMENT	840.00
13/10/2016	EF048727	RENTAL MANAGEMENT AUSTRALIA PTY LTD	RENTAL LEASE AGREEMENT	800.00
13/10/2016	EF048728	AUSTRALIAN TAXATION OFFICE	PAYG TAXATION	196,602.00
13/10/2016	EF048729	AUSTRALIAN SERVICES UNION	UNION FEES	79.05
13/10/2016	EF048730	HBF HEALTH LIMITED	MEDICAL INSURANCE	489.35
13/10/2016	EF048731	LOCAL GOV'T RACE COURSE & CEMETERY EMPLOYEES	UNION FEES	317.76
13/10/2016	EF048732	DEPUTY CHILD SUPPORT REGISTRAR	SALARY DEDUCTIONS	386.56
13/10/2016	EF048733	CITY OF BUSSELTON-SOCIAL CLUB	SOCIAL CLUB REIMBURSEMENT	204.00
13/10/2016	EF048734	STAFF CHRISTMAS CLUB	PAYROLL DEDUCTIONS	3,875.00
13/10/2016	EF048735	CLICKSUPER	SUPPERANNUATION	149,749.57
13/10/2016	EF048736	ZIPFORM	PRINTING SERVICES - RATE NOTICES & POSTAGE	9,453.81

Date	Chq	Name	Description	Amount
14/10/2016	EF048737	TRAFFIC FORCE	TRAFFIC MANAGEMENT SERVICES	4,048.64
14/10/2016	EF048738	CR. G BLEECHMORE	COUNCILLOR REIMBURSEMENT PAYMENT	277.07
14/10/2016	EF048739	CR. G HENLEY	COUNCILLOR REIMBURSEMENT PAYMENT	585.20
14/10/2016	EF048740	MEREDITH DIXON	STAFF REIMBURSEMENT - TRAINING EXPENSES	101.00
14/10/2016	EF048741	DIXIE BUTLER	ART SALES	51.80
14/10/2016	EF048742	PAY-PLAN PTY LTD	SALARY PACKAGING	400.59
14/10/2016	EF048743	DANIEL FRITCHLEY	DRAFTING SERVICES - BUSSELTON FORESHORE	2,567.50
14/10/2016	EF048744	DR L.D. TERACE PRACTICE	EMPLOYEE LEGAL ADVICE & REPORT	2,997.50
14/10/2016	EF048745	EFAX AUSTRALIA	FAX SERVICE PROVIDER	396.00
14/10/2016	EF048746	MIRACLE RECREATION EQUIPMENT PTY LTD	RECREATION EQUIPMENT - DUNSB SKATE PARK	25,410.00
14/10/2016	EF048747	DAVID GOODWIN	STAFF REIMBURSEMENT - RELOCATION EXPS	1,457.50
14/10/2016	EF048748	HOCKING HERITAGE STUDIO	HERITAGE ADVISORY SERVICE	2,062.48
14/10/2016	EF048749	CR. R REEKIE	COUNCILLOR REIMBURSEMENT PAYMENT	32.27
14/10/2016	EF048750	KAY LEHMAN	STAFF REIMBURSEMENT-MEELUP CATERING	223.71
14/10/2016	EF048751	LGISWA	PROPERTY INSURANCE REIMBURSEMENT	155.52
14/10/2016	EF048752	TAYLOR HARDMAN GROUP	LOCKER SUPPLIES - BUSSELTON SKATE PARK	2,140.60
14/10/2016	EF048753	SHAPE MANAGEMENT	CONSULTANCY SERVICES FOR MAJOR PROJECTS	13,915.00
14/10/2016	EF048754	DEBORAH BRICE	REFUND FOR SKATE LESSONS	20.00
14/10/2016	EF048755	CLIFF FREWING	STAFF REIMBURSEMENT - EMPLOYMENT MEDICAL	88.00
14/10/2016	EF048756	GLENDIA STOW	RATES REFUND - OVERPAYMENT	633.64
14/10/2016	EF048757	BELL FIRE EQUIPMENT CO	FIRE EQUIPMENT SUPPLIER-LIBRARY & AIRPORT	664.59
14/10/2016	EF048758	SOUTH WEST ISUZU	PLANT PURCHASES / SERVICES / PARTS	359.43
14/10/2016	EF048759	NATURALISTE TRAVEL	TRAVEL SERVICES - STAFF CONFERENCE	356.00
14/10/2016	EF048760	COLES	GLC CAFÉ, COUNCIL & STAFF REFRESHMENTS	259.07
14/10/2016	EF048761	GHD PTY LTD	GROUNDWATER & LANDFILL GAS ASSESSMENT	8,222.50
14/10/2016	EF048762	LGIS WORKCARE	WORKER COMPENSATION ADJUSTMENT	2,354.22
14/10/2016	EF048763	BURKE AIR	AIR CONDITIONING MAINT - VARIOUS BUILDINGS	1,102.57
14/10/2016	EF048764	SHEREE KNEZEVIC	REIMBURSEMENT - GLC VAC CARE TRAINING	240.00
14/10/2016	EF048765	DELL AUSTRALIA PTY LTD	COMPUTER EQUIPMENT SUPPLIER	555.50
14/10/2016	EF048766	J D'AGOSTINO & S LUFF ARCHITECTS	ARCHITECTURAL SERVICES - YOUTH BUILDING	60,492.30
21/10/2016	EF048767	OLIVER DARBY	STAFF REIMBURSEMENT - INTERNET	49.95
21/10/2016	EF048768	MULTICLEAN WA PTY LTD	CLEANING SERVICES - BUILDINGS & ABLUTIONS	39,276.34
21/10/2016	EF048769	BUSSELTON CYCLES & REPAIRS	BICYCLES REPAIRS & RIDE TO WORK VOUCHERS	186.40
21/10/2016	EF048770	CR. J McCALLUM	COUNCILLOR REIMBURSEMENT PAYMENT	350.17
21/10/2016	EF048771	DEB HOLDEN	STAFF REIMBURSEMENT - ESKY & INVITATIONS	203.00
21/10/2016	EF048772	DANIEL FRITCHLEY	DRAFTING SERVICES - BUSSELTON FORESHORE	1,495.00
21/10/2016	EF048773	CR. R BENNETT	COUNCILLOR REIMBURSEMENT PAYMENT	1,253.48
21/10/2016	EF048774	FORTUS	EARTHMOVING PARTS	878.61
21/10/2016	EF048775	BROADWATER MEDICAL CENTRE	MEDICAL SERVICES - STAFF VACCINATIONS	115.00
21/10/2016	EF048776	ANGELA GRIFFIN	STAFF REIMBURSEMENT - YOUTH MUSIC EVENT	151.25
21/10/2016	EF048777	CLOUTZ EVENT HIRE	ENTERTAINMENT - YOUTH EVENTS	177.00
21/10/2016	EF048778	THE STUDY PTY LTD	ENERGY EFFICIENCY COMPLIANCE-YOUTH BLDG	594.00
21/10/2016	EF048779	LH & DP STOLP	RATES REFUND	198.45
21/10/2016	EF048780	WESTERN POWER CORPORATION	YALLINGUP U/GROUND POWER INVESTIGATION	3,850.00
21/10/2016	EF048781	BGC CONSTRUCTION PTY LTD	CONSTRUCTION SERVICES - ADMIN BUILDING	1,551,663.81
21/10/2016	EF048782	COLES	GLC CAFÉ, COUNCIL & STAFF REFRESHMENTS	217.25
21/10/2016	EF048783	WML CONSULTANTS PTY LTD	CONSULTANCY-PEEL TCE, STRELLY ST & ADMIN BLDG	8,974.35
27/10/2016	EF048784	HIF	HEALTH INSURANCE	215.55
27/10/2016	EF048785	CRAIG & SHEREE WOOD	LEASE AGREEMENT	820.00
27/10/2016	EF048786	PAY-PLAN PTY LTD	SALARY PACKAGING	13,649.15
27/10/2016	EF048787	HARCOURTS BUSSELTON	RENTAL LEASE AGREEMENT	840.00
27/10/2016	EF048788	RENTAL MANAGEMENT AUSTRALIA PTY LTD	RENTAL LEASE AGREEMENT	800.00
27/10/2016	EF048789	AUSTRALIAN TAXATION OFFICE	PAYG TAXATION	194,248.87
27/10/2016	EF048790	AUSTRALIAN SERVICES UNION	UNION FEES	79.05
27/10/2016	EF048791	HBF HEALTH LIMITED	MEDICAL INSURANCE	489.35
27/10/2016	EF048792	LOCAL GOV'T RACE COURSE & CEMETERY EMPLOYEES	UNION FEES	317.76
27/10/2016	EF048793	DEPUTY CHILD SUPPORT REGISTRAR	SALARY DEDUCTIONS	387.59
27/10/2016	EF048794	CITY OF BUSSELTON-SOCIAL CLUB	SOCIAL CLUB REIMBURSEMENT	202.00
27/10/2016	EF048795	STAFF CHRISTMAS CLUB	PAYROLL DEDUCTIONS	3,825.00
27/10/2016	EF048796	CLICKSUPER	SUPPERANNUATION	149,698.29
26/10/2016	EF048797	ENVIRONMENTAL HEALTH AUSTRALIA (WA)	HEALTH TRAINING SERVICES	95.00
26/10/2016	EF048798	ELLIOTS IRRIGATION PTY LTD	IRON FILTER SERVICE - FORESHORE & CEMETERY	539.00
26/10/2016	EF048799	WALGA	WALGA TRAINING SERVICES	3,362.00
26/10/2016	EF048800	TRAFFIC FORCE	TRAFFIC MANAGEMENT SERVICES	37,283.90

Date	Chq	Name	Description	Amount
26/10/2016	EF048801	CAPE MARQUEES	MARQUEE HIRE - VOLUNTEER SERVICES EXPO	2,017.10
26/10/2016	EF048802	DEPT OF PREMIER & CABINET STATE LAW PUBLISHER	LEGAL PUBLICATIONS	144.00
26/10/2016	EF048803	HARLEY DYKSTRA	AIRPORT BOUNDARY SURVEY REPORT	5,488.00
26/10/2016	EF048804	ROAD SIGNS AUSTRALIA	SIGNAGE SUPPLIES - BSN TRANSFER STATION	2,748.90
26/10/2016	EF048805	ISUBSCRIBE PTY LTD	LIBRARY RESOURCES	7,761.39
26/10/2016	EF048806	YALLINGUP LANDSCAPES	LANDSCAPING SERVICES - MEELUP REG PARK	715.00
26/10/2016	EF048807	BOSS OFFICE CHOICE	STATIONERY SUPPLIER	54.72
26/10/2016	EF048808	INSIGHT CALL CENTRE SERVICES	AFTER HOURS CALL CENTRE SERVICES- 2 MTHS	4,725.45
26/10/2016	EF048809	CLEVERPATCH	GLC VACATION CARE SUPPLIES	154.66
26/10/2016	EF048810	BUSSELTON HYDRAULIC SERVICES INC	HYDRAULIC SERVICES	583.00
26/10/2016	EF048811	SOUTH WEST ACADEMY OF SPORT	COMMUNITY BID 2016-2017	11,000.00
26/10/2016	EF048812	LEEUWIN CIVIL PTY LTD	TRUCK HIRE - ROADS & WASTE FACILITIES	21,230.00
26/10/2016	EF048813	TARVIA PTY LTD	FIG TREE LANE & WHALE PLATFORM WORKS	2,389.20
26/10/2016	EF048814	BUNBURY TRUCKS	PLANT PURCHASES / SERVICES / PARTS	1,562.43
26/10/2016	EF048815	ESPRESSO ESSENTIAL (WA) PTY LTD	LIBRARIES - COFFEE MACHINE CONSUMABLES	486.26
26/10/2016	EF048816	COMBINED TEAM SERVICES	OSH REPRESENTATIVE TRAINING SERVICES	950.00
26/10/2016	EF048817	STOCKER PRESTON	STRATA LEVY FEES & WATER CONSUMPTION	2,767.54
26/10/2016	EF048818	DUNSBOROUGH THEATRE GROUP INC	COMMUNITY BID 2016-2017	4,850.00
26/10/2016	EF048819	AR PLUMBING & GAS SERVICE	PLUMBING SERVICES - NCC	108.90
26/10/2016	EF048820	PUBLIC LIBRARIES WESTERN AUSTRALIA	ANNUAL PLWA LIBRARY MEMBERSHIP	165.00
26/10/2016	EF048821	KERRY HILL ARCHITECTS	ARCHITECTURAL SERVICES - PERFORMING ARTS	13,200.00
26/10/2016	EF048822	TOLL IPEC PTY LTD	COURIER SERVICES	10.30
26/10/2016	EF048823	NAOMI SEARLE	STAFF REIMBURSEMENT - INTERNET	79.00
26/10/2016	EF048824	BROWNES DAIRY	GLC KIOSK SUPPLIES	949.62
26/10/2016	EF048825	FIRST CLASS TRAINING	TRAINING SERVICES	1,575.00
26/10/2016	EF048826	SOUTHERN HABITAT NURSERY	NURSERY SUPPLIES - TREES	1,276.00
26/10/2016	EF048827	DEPARTMENT OF TRANSPORT	VEHICLE OWNERSHIP SEARCHES	976.80
26/10/2016	EF048828	LANDSAVE ORGANICS	LANDSCAPING - COMPOST BLEND & MULCH	2,169.75
26/10/2016	EF048829	LGIS	2ND PAYMENT PUBLIC LIABILITY INSURANCE	158,981.65
26/10/2016	EF048830	PRIME INDUSTRIAL PRODUCTS PTY LTD	SAFETY EQUIPMENT	4,530.03
26/10/2016	EF048831	LINDA KUSAL	STAFF REIMBURSEMENT - VEHICLE TRANSFER	86.65
26/10/2016	EF048832	BEACON EQUIPMENT	PLANT MAINTENANCE EQUIPMENT	1,730.05
26/10/2016	EF048833	ST JOHN AMBULANCE	RESTOCK GLC FIRST AID KIT	152.90
26/10/2016	EF048834	BRIDGESTONE	TYRE SERVICES	1,506.69
26/10/2016	EF048835	OPTEON WESTERN AUSTRALIA PTY LTD	VALUATION SERVICES - LOT 100 SUES ROAD	3,850.00
26/10/2016	EF048836	ABBEE TILING SERVICE	TLING SERVICES - AGED HOUSING - UNIT 18	1,540.00
26/10/2016	EF048837	WA EXTERNAL SOLUTIONS	GUTTER MAINTENANCE - VARIOUS BUILDINGS	2,013.00
26/10/2016	EF048838	HEATLEY INDUSTRIAL & SAFETY	SAFETY EQUIPMENT	118.27
26/10/2016	EF048839	SPECIALITY TIMBER FLOORING WA	NCC TIMBER FLOORING RESURFACING	32,989.00
26/10/2016	EF048840	BOWMAN & ASSOCIATES PTY LTD	WASTE CONSULTANCY - BSN TRANSFER STATION	3,685.00
26/10/2016	EF048841	BUSSELTON BEARING SERVICES	BEARING SUPPLIES	2,617.57
26/10/2016	EF048842	DD & HA SMITH	PAINTING SERVICES - AGED HOUSING - UNIT 18	2,310.00
26/10/2016	EF048843	SETON AUSTRALIA	SECURITY BARRIERS - BSN JETTY UWO FENCE	515.90
26/10/2016	EF048844	GEOGRAPHE FORD - BUSSELTON	VEHICLE PURCHASES / SERVICES / PARTS	1,191.15
26/10/2016	EF048845	ENVIRONEX INTERNATIONAL PTY LTD	POOL CHEMICALS FOR GLC	1,210.13
26/10/2016	EF048846	COMPLETE PORTABLES	PORTABLE TOILET & SEA CONTAINER HIRE	2,009.06
26/10/2016	EF048847	ANNA FOLEY	WELLNESS TRAINING SERVICES	1,010.00
26/10/2016	EF048848	SCOPE BUSINESS IMAGING	ELECTRONIC EQUIPMENT	139.34
26/10/2016	EF048849	GEOSPREAD & AG CONTRACTING	GREEN WASTE MULCHING - BSN WASTE FACILITY	27,381.20
26/10/2016	EF048850	YCW BASKETBALL CLUB	KIDSPORT VOUCHERS	810.00
26/10/2016	EF048851	CRANEFORD PLUMBING PTY LTD	PLUMBING SERVICES - VARIOUS BUILDINGS	945.12
26/10/2016	EF048852	LUV A LOLLY	GLC CAFÉ - CONFECTIONERY	342.50
26/10/2016	EF048853	HERRON TODD WHITE (SOUTH WEST WA) PTY LTD	PROPERTY VALUATIONS-PEEL TCE, SOUTHERN DVE	1,650.00
26/10/2016	EF048854	CLEANING MADE EASY	CLEANING SERVICES - AGED HOUSING - UNIT 18	180.00
26/10/2016	EF048855	CLANCY'S FISH PUB DUNSBOROUGH	DRUG INTOXICATION WORKSHOP CATERING	200.00
26/10/2016	EF048856	BUSSELTON TEE-BALL ASSOCIATION INC	KIDSPORT VOUCHERS	1,080.00
26/10/2016	EF048857	ALLSOUTH SECURITY	JETTY CCTV AND SECURITY SERVICES	189.00
26/10/2016	EF048858	ROMEX AUSTRALIA PTY LTD	BSN AIRPORT CAR PARK - NEW \$5 NOTE READERS	8,184.00
26/10/2016	EF048859	GROUP TRAINING SOUTH WEST	HIRE OF APPRENTICE MECHANIC	1,739.09
26/10/2016	EF048860	INFOCOUNCIL PTY LTD	SOFTWARE SERVICES - ANNUAL HELP DESK FEE	6,578.00
26/10/2016	EF048861	SPHERE LEGAL PTY LTD	GLC DEBT COLLECTION LEGAL SERVICES	1,277.20
26/10/2016	EF048862	TALIS CONSULTANTS PTY LTD ATF TALIS UNIT TRUST	DUNSBOROUGH WASTE FACILITY DESIGN	7,139.00
26/10/2016	EF048863	SOUTH WEST PRINTING & PUBLISHING	ADVERTISING SERVICES - GLV VACATION CARE	400.00
26/10/2016	EF048864	BMA-BUSSELTON MARTIAL ARTS	KIDSPORT VOUCHERS	200.00

Date	Chq	Name	Description	Amount
26/10/2016	EF048865	JS ROADSIDE PRODUCTS	ROADSIDE PRODUCTS - WHITE GUIDE POSTS	7,238.00
26/10/2016	EF048866	MARGARET RIVER FENCING	BSN FORESHORE & JETTY FENCING MAINT	1,325.50
26/10/2016	EF048867	CHRIS SHEEDY PANEL & PAINT	PANEL REPAIRS INSURANCE EXCESS	500.00
26/10/2016	EF048868	SOUTH WEST EMPLOYEE ASSISTANCE PROGRAM	MEDICAL SERVICES - EMPLOYEES	6,011.50
26/10/2016	EF048869	RADIOWEST BROADCASTERS PTY LTD	ADVERTISING SERVICES - GLC	2,260.50
26/10/2016	EF048870	PACIFIC BRANDS WORKWEAR GROUP	CORPORATE UNIFORMS SUPPLIER	141.99
26/10/2016	EF048871	DEPARTMENT OF ENVIRONMENT REGULATION	ANNUAL DER LICENCE - BSN WASTE FACILITY	1,045.45
26/10/2016	EF048872	RENDEZVOUS HOTEL PERTH SCARBOROUGH	ACCOMMODATION - STAFF TRAINING	642.70
26/10/2016	EF048873	EAGLE BAY COMMUNITY HALL ASSOCIATION INC	VENUE HIRE - MEELUP COMMITTEE	40.00
26/10/2016	EF048874	WESTSIDE TILT TRAY SERVICE	ABANDONED CAR REMOVAL & STORAGE	1,374.00
26/10/2016	EF048875	OPTUS BILLING SERVICES PTY LTD	FIXED INTERNET ACCESS	1,870.00
26/10/2016	EF048876	NATURAL AREA CONSULTING SERVICES	LANDSCAPING - BUSSELTON TRANSFER STATION	26,838.57
26/10/2016	EF048877	DUNSBOROUGH HARDWARE & HOME CENTRE	HARDWARE SUPPLIES	133.65
26/10/2016	EF048878	BENT LOGIC	GLC MEMBERSHIP SWIPE CARDS	649.00
26/10/2016	EF048879	EFAX AUSTRALIA	FAX SERVICE PROVIDER	13.97
26/10/2016	EF048880	A PLUS TRAINING SOLUTIONS	QUICK CUT SAW SAFETY TRAINING SERVICES	1,483.20
26/10/2016	EF048881	OFFICEMAX AUSTRALIA LTD	STATIONERY SUPPLIES	46.44
26/10/2016	EF048882	BINSPA	RUBBISH BIN CLEANING	1,545.00
26/10/2016	EF048883	SUSSEX TURF CONTROL	CONTRACT VERGE SLASHING	1,350.00
26/10/2016	EF048884	WARREN BLACKWOOD WASTE	BIN CLEANING AND BULK BIN SERVICES	3,608.00
26/10/2016	EF048885	DEPARTMENT OF HUMAN SERVICES	CHARGES FOR CENTREPAY FACILITY	115.83
26/10/2016	EF048886	ADVANCED DRIVEWAY SEALING	GRAFFITI REMOVAL - BSN SKATE PARK	110.00
26/10/2016	EF048887	GERARD PROFESSIONAL SOLUTIONS	LIGHT POLES - DUNSBOROUGH TOWNSCAPE	33,110.00
26/10/2016	EF048888	GEO CABINETS	CARPENTRY SERVICES - AGED HOUSING - UNIT 18	5,465.90
26/10/2016	EF048889	NOBLES	LIFTING AND RIGGING SUPPLIES	1,409.65
26/10/2016	EF048890	OPUS INTERNATIONAL	CONSULTANCY - BUSSELTON TRANSFER STATION	2,860.00
26/10/2016	EF048891	DYMOCKS - BUSSELTON	LIBRARY RESOURCES - BOOKS & DVD'S	817.95
26/10/2016	EF048892	BROADWATER MEDICAL CENTRE	MEDICAL SERVICES - PRE EMPLOYMENT	676.50
26/10/2016	EF048893	BCP CIVIL & PLANT	EXCAVATOR & PLANT HIRE - VARIOUS WORKS	11,007.78
26/10/2016	EF048894	BCP MATERIALS PTY LTD	SAND SUPPLIES - SAND RENOURISHMENT	655.05
26/10/2016	EF048895	BCP LIQUID WASTE	LIQUID WASTE SERVICES - ROTARY PARK	786.80
26/10/2016	EF048896	DUNSBOROUGH GREENFIELDS COMMUNITY GROUP INC	COMMUNITY BID 2016-2017	13,750.00
26/10/2016	EF048897	ERTECH PTY LTD	BUSSELTON TRANSFER STATION	577,014.81
26/10/2016	EF048898	JOHN FREW	DRAFTING SERVICES - VARIOUS ROAD WORKS	1,200.00
26/10/2016	EF048899	NATURALISTE GLASS PTY LTD	GLASS REPAIRS AND MANUFACTURE - GLC	1,108.42
26/10/2016	EF048900	RIVERINA POOL & SPAS	PURCHASE FIBREGLASS WATER CARTAGE TANKS	13,069.10
26/10/2016	EF048901	COLES.COM.AU	COUNCIL & STAFF REFRESHMENTS	380.46
26/10/2016	EF048902	PLAYMASTER PTY LTD	PLAYGROUND EQUIPMENT MAINT	273.00
26/10/2016	EF048903	MARGARET RIVER BUSSELTON TOURISM ASSOCIATION	PEEL TERRACE LEASE PAYMENT	2,933.34
26/10/2016	EF048904	THE URBAN COFFEE HOUSE	CATERING - SAFETY WEEK & STAFF BRIEFING	2,600.00
26/10/2016	EF048905	EVERETT'S HOME AND YARD MAINTENANCE	MAINTENANCE - YOGANUP ABLUTIONS	225.00
26/10/2016	EF048906	MARKETFORCE PTY LTD	ADVERTISING SERVICES	13,294.88
26/10/2016	EF048907	LOTEX FILTER CLEANING SERVICE	PLANT FILTER CLEANING SERVICE	473.37
26/10/2016	EF048908	TRUE BLUE TURF	TURF SERVICES - NEW VASSE OVAL TOP SOIL	16,516.50
26/10/2016	EF048909	CAROLINE BEAMOND	ART GEO ADVERTISING & MARKETING	299.00
26/10/2016	EF048910	KLEENIT PTY LTD	GRAFFITI REMOVAL - VARIOUS AREAS	2,228.33
26/10/2016	EF048911	SHEDS DOWN SOUTH	JETTY TRAIN SHED RELOCATION	4,702.33
26/10/2016	EF048912	NATURALISTE HYGIENE SERVICES	HYGIENE SERVICES - VARIOUS BUILDINGS	3,252.47
26/10/2016	EF048913	HARVEY NORMAN AV/IT SUPERSTORE BUSSELTON	ELECTRICAL APPLIANCE SERVICES	1,747.00
26/10/2016	EF048914	STIHL SHOP DUNSBOROUGH	PLANT PURCHASES / SERVICES / PARTS	340.70
26/10/2016	EF048915	BARRY ALLEN ELECTRICAL SERVICES PTY LTD	ELECTRICAL - BUSSELTON JETTY & LIBRARY	5,661.40
26/10/2016	EF048916	BUSSELTON AUTO ELECTRICS	AUTO ELECTRICAL SERVICES	1,776.70
26/10/2016	EF048917	BUNBURY COFFEE MACHINES	COFFEE MACHINE SUPPLIES - GLC CAFÉ	899.10
26/10/2016	EF048918	BIG BEN BUILDERS PTY LTD	DESIGN AND CONSTRUCTION - RAILWAY HOUSE	171,217.87
26/10/2016	EF048919	SOUTH WEST CRANE SERVICES	CRANE HIRE SERVICES - DUNS SKATE PARK	363.00
26/10/2016	EF048920	VASSE WEED & PEST	PEST CONTROL SERVICES	96.05
26/10/2016	EF048921	THE PLANT SUPPLY CO	NURSERY SERVICES - PLANTS	5,056.60
26/10/2016	EF048922	PC MACHINERY	MACHINERY EQUIPMENT	155.10
26/10/2016	EF048923	IMAGELAB	ART GEO ADVERTISING	330.00
26/10/2016	EF048924	BATTERY WORLD BUNBURY	BATTERIES	409.75
26/10/2016	EF048925	MERCER CONSULTING (AUSTRALIA) PTY LTD	TRAINING - TOTAL REWARDS FORUM	330.00
26/10/2016	EF048926	BUSSELTON DUNSBOROUGH MAIL	ADVERTISING SERVICES	5,328.51
26/10/2016	EF048927	DEPARTMENT OF THE ENVIRONMENT	MOSQUITO LARVICIDES TO WETLANDS	6,577.00
26/10/2016	EF048928	SOLVER PAINTS	PAINTING SUPPLIES	31.64

Date	Chq	Name	Description	Amount
26/10/2016	EF048929	ENSIGN A SPOTLESS COMPANY	LINEN HIRE - KOOKABURRA CARAVAN PARK	56.39
26/10/2016	EF048930	ACTING UP ACADEMY OF PERFORMING ARTS	FRINGE FESTIVAL MANAGEMENT FEE 2016	12,468.75
26/10/2016	EF048931	PURELY ESSENTIAL THERAPIES	WELLNESS PROGRAM - SAFETY WEEK	400.00
26/10/2016	EF048932	TECON WA PTY LTD	DESIGN COMPLIANCE - YOUTH BUILDING	2,310.00
26/10/2016	EF048933	JACOBS GROUP (AUSTRALIA) PTY LTD	DESIGN SERVICES FOR YOUTH AND SURF CLUB	28,467.99
26/10/2016	EF048934	CIVIL & STRUCTURAL ENGINEERS	DESIGN SERVICES FOR YOUTH AND SURF CLUB	27,225.00
26/10/2016	EF048935	THE GOOSE RESTAURANT	RIDE TO WORK BREAKFAST - CATERING	112.00
26/10/2016	EF048936	MARSHALL DAY ACOUSTICS PTY LTD	ACOUSTIC DESIGN - YOUTH & SURF CLUB	770.00
26/10/2016	EF048937	PAUL ANDREWS TRUST	GLC CAFE SUPPLIES	526.24
26/10/2016	EF048938	TRUE TRACK TRUCK ALIGNING	WHEEL ALIGNMENT SERVICES	165.00
26/10/2016	EF048939	DOUTH CONTRACTING	PROPERTY & GARDEN MAINT - AGED HOUSING	4,101.68
26/10/2016	EF048940	CIRTEX AUSTRALIA LTD	TREE ANCHOR KIT FOR NORFOLK PINES	1,228.04
26/10/2016	EF048941	ANDREW PLEDGER	FRIDGE DE GASSING - BSN & DUNS WASTE FAC	2,134.00
26/10/2016	EF048942	LGISWA	VARIOUS ANNUAL INSURANCE PAYMENTS	397,258.84
26/10/2016	EF048943	CENTRAL REGIONAL TAFE	DOG & CAT MANAGEMENT TRAINING SERVICES	891.96
26/10/2016	EF048944	HARRIS TECHNOLOGY	SOFTWARE SERVICES - LABEL PRINTER	457.33
26/10/2016	EF048945	BOODFISH TECHNOLOGIES PTY LTD	AUDIO VIDEO CONSULTING - ADMIN BUILDING	4,928.00
26/10/2016	EF048946	CEILING MANUFACTURERS OF AUSTRALIA	CEILING SUPPLIES - GLC POOL HALL	6,704.50
26/10/2016	EF048947	SUSANNE MORPHETT	CATERING - BUSSELTON ART SHOW	700.00
26/10/2016	EF048948	WESCOM PTY LTD	PAYMENT FOR VASSE ACOUSTIC WALL	20,833.54
26/10/2016	EF048949	GELFI TRUST	EVENT FACILITATION - MARAMOO MARATHON	3,300.00
26/10/2016	EF048950	CANCELLED	INCORRECT BANK DETAILS	100.00
26/10/2016	EF048951	TIGER FITNESS WA	COMMERCIAL FITNESS EQUIPMENT - NCC	4,150.00
26/10/2016	EF048952	KATIE GARNETT	WELLNESS PROGRAM	615.00
26/10/2016	EF048953	BOOMERS BASKETBALL CLUB	KIDSPORT VOUCHERS	2,663.00
26/10/2016	EF048954	COLTS BASKETBALL CLUB	KIDSPORT VOUCHERS	805.00
26/10/2016	EF048955	AUTO TOUCH	VEHICLE DETAILING	750.00
26/10/2016	EF048956	KURY-ROMER CONSTRUCTION PTY LTD	PAINTING WILYABRUP B/FIRE MEETING ROOM	2,970.00
26/10/2016	EF048957	STEVEN KEFALINOS	ENTERTAINMENT SERVICES - YOUTH EVENTS	500.00
26/10/2016	EF048958	WILLIAM WHYTE	ENTERTAINMENT SERVICES - YOUTH EVENTS	150.00
26/10/2016	EF048959	OFFICE OF THE NATIONAL RAIL SAFETY REGULATOR	ANNUAL FEES - 2016-2017	174.35
26/10/2016	EF048960	DUNE PHOTOGRAPHY	PHOTO BOOTH FOR YOUTH DISCO	200.00
26/10/2016	EF048961	GEOGRAPHE COMMUNITY LANDCARE NURSERY	NURSERY SUPPLIES - WELLNESS EVENT	140.00
26/10/2016	EF048962	TOX FREE AUSTRALIA	CHEMICAL DISPOSAL SERVICE - DUNSB WASTE	3,684.73
26/10/2016	EF048963	WARREN ELECTRICAL STORE	ELECTRICAL CONTRACTING - KOOKABURRA	260.00
26/10/2016	EF048964	BUILDING DESIGN SOUTH WEST	BUILDING DESIGNS - FORESHORE KIOSK	1,650.00
26/10/2016	EF048965	HERBALIFE AUSTRALASIA PTY LTD	REFUND OF HALL DEPOSIT	200.00
26/10/2016	EF048966	KATHRYN CANNON	REFUND OF ANIMAL TRAP BOND	100.00
26/10/2016	EF048967	TIMBER RESTORATION SYSTEMS	REFUND OF HALL DEPOSIT	195.00
26/10/2016	EF048968	ALICIA REAGAN	NCC - REFUND NETBALL FEE OVERPAYMENT	100.00
26/10/2016	EF048969	DIANE GUTHRIE	CROSSOVER CONTRIBUTION	303.50
26/10/2016	EF048970	MERCHANDISING LIBRARIES	LIBRARY RESOURCES - BOOK SHELF DIVIDERS	467.50
26/10/2016	EF048971	ARROW BRONZE	MEMORIAL PLAQUES SUPPLIER	1,092.40
26/10/2016	EF048972	STEWART & HEATON CLOTHING CO PTY LTD	PROTECTIVE CLOTHING SUPPLIER	598.81
26/10/2016	EF048973	BUSSELTON RURAL SUPPLIES	RURAL SUPPLIES - ANIMAL POUND SUPPLIES	415.80
26/10/2016	EF048974	PK COURIERS	COURIER SERVICES	482.90
26/10/2016	EF048975	BUSSELTON TOYOTA	VEHICLE PURCHASES / SERVICES / PARTS	345.49
26/10/2016	EF048976	BELL FIRE EQUIPMENT CO	FIRE EQUIPMENT SUPPLIER	1,297.09
26/10/2016	EF048977	CANCELLED	PRINTING ERROR	0.00
26/10/2016	EF048978	CHRISTIAN & CO ELECTRICAL CONTRACTORS	ELECTRICAL SERVICES - KOOKABURRA	235.27
26/10/2016	EF048979	BOC GASES AUSTRALIA LTD	GAS SERVICES	263.37
26/10/2016	EF048980	CJD EQUIPMENT PTY LTD	PLANT PURCHASES / SERVICES / PARTS	3,593.98
26/10/2016	EF048981	DAVID GRAY & CO	GARBAGE BINS & PARTS SUPPLIER	2,080.54
26/10/2016	EF048982	COMPUTER WEST	BUSSELTON S.E.S. - BATTERY BACKUP	1,695.00
26/10/2016	EF048983	FENNESSY'S	VEHICLE PURCHASES / SERVICES / PARTS	412.79
26/10/2016	EF048984	FORPARK AUSTRALIA	PARK FURNITURE SUPPLIER	726.00
26/10/2016	EF048985	FTE ENGINEERING	PLANT MAINTENANCE SERVICES	5,438.95
26/10/2016	EF048986	CHADSON ENGINEERING	ENGINEERING SERVICES - POOL TEST TABLETS	144.10
26/10/2016	EF048987	GROCOCK GLASS	GLASS WORK SERVICES - CRC BUILDING	2,332.00
26/10/2016	EF048988	GEOGRAPHE TIMBER & HARDWARE	HARDWARE SERVICES	1,334.85
26/10/2016	EF048989	SOUTHERN LOCK & SECURITY	SECURITY SERVICES - PADLOCKS	834.90
26/10/2016	EF048990	TREVORS CARPETS BUSSELTON	FLOOR COVERING - AGED HOUSING UNIT 18	1,450.00
26/10/2016	EF048991	T J DEPIAZZI & SONS	LAWN SUPPLIES - WOODCHIPS	3,716.90
26/10/2016	EF048992	B & J CATALANO PTY LTD	GRAVEL & CRUSHED LIMESTONE - VARIOUS WORKS	4,747.61



Date	Chq	Name	Description	Amount
26/10/2016	EF048993	HOLCIM (AUSTRALIA) PTY LTD T/A HUMES	CONCRETE SERVICES - PIPES, LINERS & COVERS	6,928.35
26/10/2016	EF048994	MALATESTA ROAD PAVING & HOTMIX	ROAD HOTMIX / PAVING SERVICES	73,280.90
26/10/2016	EF048995	BUCHER MUNICIPAL PTY LTD	ENGINEERING - PLANT SPARES & SERVICING	2,065.37
26/10/2016	EF048996	NICHOLLS MACHINERY	PLANT PURCHASES / SERVICES / PARTS	8,830.03
26/10/2016	EF048997	ROYAL LIFE SAVING SOCIETY - AUSTRALIA	TRAINING SERVICES - GLC STAFF	158.40
26/10/2016	EF048998	BUSSELTON HOME TIMBER & HARDWARE	HARDWARE SUPPLIES	892.63
26/10/2016	EF048999	LANDGATE CUSTOMER ACCOUNT	LAND INFORMATION AND TITLE SEARCHES	3,407.15
26/10/2016	EF049000	DELRON CLEANING BUSSELTON	BBQ CLEANING - VARIOUS AREAS	578.88
26/10/2016	EF049001	HOLCIM (AUSTRALIA) PTY LTD	CONCRETE SERVICES - FOOTPATH REPAIRS	1,280.40
26/10/2016	EF049002	SOUTH WEST MACHINING CENTRE	PLANT MAINTENANCE SERVICES	275.00
26/10/2016	EF049003	GEOGRAPHE PETROLEUM	FUEL SERVICES	14,300.72
26/10/2016	EF049004	SOUTHWEST EVENT HIRE	HIRE EQUIPMENT SERVICES - SAFETY WEEK	531.80
26/10/2016	EF049005	BUSSELTON RETRAVISION	ELECTRICAL SERVICES - KOOKABURRA	90.00
26/10/2016	EF049006	DEPT PREMIER & CABINET STATE LAW PUBLISHER	SUBSCRIPTION / PUBLICATION SERVICES	760.08
26/10/2016	EF049007	PENDREY AGENCIES P/L	CHEMICAL / RURAL SUPPLIES	957.00
26/10/2016	EF049008	J A HOBSON'S	FURNISHING NEW CABIN - KOOKABURRA	1,793.00
26/10/2016	EF049009	STAPLES AUSTRALIA PTY LTD	STATIONERY SUPPLIER	413.00
26/10/2016	EF049010	GALVINS PLUMBING PLUS	PLUMBING SERVICES - SUB SOIL PIPE	165.00
26/10/2016	EF049011	BUSSELTON MOTORS (MITSUBISHI/MAZDA)	VEHICLE PURCHASES / SERVICES / PARTS	1,619.45
26/10/2016	EF049012	COURIER AUSTRALIA	COURIER SERVICES	282.94
26/10/2016	EF049013	DUNSBOROUGH BOBCAT SERVICE	EARTHMOVING - BOBCAT HIRE	6,880.50
26/10/2016	EF049014	MERCURE HOTEL PERTH	ACCOMMODATION - STAFF TRAINING	2,169.00
26/10/2016	EF049015	PRO-LINE KERBING	KERBING SERVICES - MAXTED STREET	16,909.20
26/10/2016	EF049016	AUSTRALIA POST	POSTAL SERVICE	8,806.64
26/10/2016	EF049017	ROD'S AUTO ELECTRICS	AUTO ELECTRICAL SERVICES	1,127.21
26/10/2016	EF049018	BUSSELTON SENIOR CITIZENS CENTRE	QUARTERLY DONATION PAYMENT	22,481.25
26/10/2016	EF049019	SW PRECISION PRINT	PRINTING SERVICES	2,216.10
26/10/2016	EF049020	PRESTIGE PRODUCTS	HOSPITALITY EQUIPMENT SUPPLIER	3,070.85
26/10/2016	EF049021	SOUTH WEST ISUZU	PLANT PURCHASES / SERVICES / PARTS	8,928.61
26/10/2016	EF049022	BLACKWOODS	FLEET CONSUMABLES & MAINTENANCE PARTS	2,158.74
26/10/2016	EF049023	BAY SIGNS	SIGNAGE SERVICES - DUNS SHOPS OPEN	1,101.70
26/10/2016	EF049024	ACTIV FOUNDATION INC	MAINT SERVICES - RESERVES & SHREDDING	32,767.90
26/10/2016	EF049025	BUSSELTON PEST & WEED CONTROL	PEST CONTROL SERVICES	10,383.67
26/10/2016	EF049026	ALL BUSSELTON GAS & PLUMBING SERVICE	PLUMBING SERVICES - AGED HOUSING	570.85
26/10/2016	EF049027	MILDWATERS ELECTRICAL	ELECTRICAL SERVICE-VARIOUS BLDGS & RESERVES	14,468.68
26/10/2016	EF049028	DUNSBOROUGH & DISTRICT COUNTRY CLUB	GRANT FUNDING - COMMUNITY BID 2016-2017	55,000.00
26/10/2016	EF049029	WESTRAC EQUIPMENT P/L	PLANT PURCHASES / SERVICES / PARTS	26,223.17
26/10/2016	EF049030	BUSSELTON BUILDING PRODUCTS	BUILDING PRODUCT SUPPLIER	1,605.11
26/10/2016	EF049031	LAWRENCE & HANSON	ELECTRICAL/PROTECTIVE CLOTHING SUPPLIES	762.03
26/10/2016	EF049032	BUSSELTON FLORIST	FLOWERS AND GIFTS	155.00
26/10/2016	EF049033	YALLINGUP COASTAL VOLUNTEER B/FIRE BRIGADE	PETTY CASH REIMBURSEMENT	99.95
26/10/2016	EF049034	B & B STREET SWEEPING	STREET SWEEPING SERVICE	21,008.35
26/10/2016	EF049035	UNIQCO INTERNATIONAL	MONTHLY UNIFLEET SERVICES	1,082.95
26/10/2016	EF049036	WORK CLOBBER	PROTECTIVE CLOTHING SUPPLIER	2,135.00
26/10/2016	EF049037	PRECISION DRAINAGE	PLUMBING SERVICE - DUNS TOWNSCAPE WORKS	10,780.00
26/10/2016	EF049038	DEPARTMENT OF FIRE AND EMERGENCY SERVICES	ANNUAL ESL LEVY ON SHIRE BUILDINGS	15,928.92
26/10/2016	EF049039	TOTAL EDEN PTY LTD	RETICULATION SUPPLIES - VARIOUS AREAS	8,790.42
26/10/2016	EF049040	BRAD SCOTT ELECTRICAL CONTRACTOR	ELECTRICAL SERVICES - VARIOUS AREAS	38,781.10
26/10/2016	EF049041	KLEENHEAT GAS	GAS SERVICES	1,432.06
26/10/2016	EF049042	BUNNINGS BUILDING SUPPLIES	HARDWARE SUPPLIES	999.84
26/10/2016	EF049043	RUBEK AUTOMATIC DOORS	AUTOMATIC DOOR SERVICES-VARIOUS BLDGS	6,943.20
26/10/2016	EF049044	NATURALISTE TRAVEL	TRAVEL SERVICES - SISTER CITY TRIP	131.00
26/10/2016	EF049045	NAS SECURITY PTY LTD	SECURITY SERVICES	389.85
26/10/2016	EF049046	PERTHWASTE PTY LTD	KERBSIDE RECYCLING SERVICES	83,419.78
26/10/2016	EF049047	BENARA NURSERY	NURSERY SUPPLIES	4,634.82
26/10/2016	EF049048	BUSSELTON REFRIGERATION & AIRCONDITIONING	REFRIGERATION/AIR CONDITIONING SERVICES	396.00
26/10/2016	EF049049	CAMPBELLS	GLC KIOSK PURCHASES	63.36
26/10/2016	EF049050	SOUTHWEST TYRE SERVICE	PLANT TYRE SUPPLIER / REPAIRER	12,341.25
26/10/2016	EF049051	COATES HIRE	HIRE EQUIPMENT - MESSAGE BOARDS	2,433.20
26/10/2016	EF049052	BULLIVANTS PTY LTD	WORKSHOP EQUIPMENT SUPPLIER	1,501.03
26/10/2016	EF049053	CHUBB FIRE & SECURITY PTY LTD	FIRE EQUIPMENT SERVICES	985.91
26/10/2016	EF049054	MINTER ELLISON LAWYERS	LEGAL SERVICES - EMPLOYMENT ADVICE	671.00
26/10/2016	EF049055	DIAL BEFORE YOU DIG	CABLE LOCATION SERVICE	1,450.09
26/10/2016	EF049056	COLES	COUNCIL & STAFF REFRESHMENTS	56.55

Date	Chq	Name	Description	Amount
26/10/2016	EF049057	GYM CARE	SPORTING EQUIPMENT SUPPLIER - NCC	417.73
26/10/2016	EF049058	BENTLEY SYSTEMS PTY LTD	MICROSTATION SELECT SUBSCRIPTION	8,214.00
26/10/2016	EF049059	DUNSBOROUGH & DISTRICTS WATER CARTAGE	CONTRACT ADMIN SUPERVISOR ROLE	2,062.50
26/10/2016	EF049060	BUSSELTON HOCKEY STADIUM CLUB INC	COMMUNITY BID 2016-2017	7,150.00
26/10/2016	EF049061	CHANDLER MACLEOD GROUP LIMITED	HUMAN RESOURCE - PHYSCHOMETRIC ASSESS	1,749.00
26/10/2016	EF049062	SOUTHERN MACHINING & MAINTENANCE	PLANT MAINTENANCE SERVICES	889.64
26/10/2016	EF049063	SOILS AINT SOILS	NURSERY SERVICES - VERGE TREES	94.75
26/10/2016	EF049064	FLOWERS ON PRINCE	FLOWERS AND GIFTS	240.00
26/10/2016	EF049065	BUNBURY HIAB AND TILTRAY (HOTMAC GOLD PTY LTD)	TRANSPORT & TILT TRAY SERVICES	3,025.00
26/10/2016	EF049066	ECONOMIC DEVELOPMENT AUSTRALIA (EDA)	EDA MEMBERSHIP RENEWAL	800.00
26/10/2016	EF049067	ST JOHN AMBULANCE AUSTRALIA (WESTERN AUSTRALIA)	MEDICAL SUPPLIES - NCC FIRST AID KIT	326.55
26/10/2016	EF049068	AVIS SOUTHWEST RENTALS	VEHICLE RENTAL SERVICES	2,195.06
26/10/2016	EF049069	MALCOLM THOMPSON PUMPS	PUMP SERVICES	451.00
26/10/2016	EF049070	D W & S V ROBERTS	CONCRETE SERVICES - BSN WASTE FACILITY	2,750.00
26/10/2016	EF049071	JOSCO SURFACE FINISHING PRODUCTS PTY LTD	ROAD BROOM MAINTENANCE	701.80
26/10/2016	EF049072	TYREPOWER BUSSELTON	PLANT TYRE SUPPLIER / REPAIRER	1,665.00
26/10/2016	EF049073	REECE PTY LIMITED	PLUMBING SERVICES	231.76
26/10/2016	EF049074	AUTO - ONE	PLANT PURCHASES / SERVICES / PARTS	3,865.04
26/10/2016	EF049075	AURECON AUSTRALIA PTY LTD	CONSULTANCY - AIRPORT DEVELOPMENT	9,002.40
26/10/2016	EF049076	SSSEX BUSHFIRE BRIGADE	PETTY CASH REIMBURSEMENT	646.97
26/10/2016	EF049077	RICOH BUSINESS CENTRE	OFFICE EQUIPMENT SERVICES - PHOTOCOPYING	10,543.58
26/10/2016	EF049078	SLATER GARTRELL SPORTS	SPORT EQUIPMENT SUPPLIER - NCC	114.40
26/10/2016	EF049079	BASE (PIGMEEZ)	EMBROIDERY SERVICES	17.60
26/10/2016	EF049080	WREN OIL	WASTE OIL SERVICES & TANK CLEAN	1,842.50
26/10/2016	EF049081	PASSMORE AUTOMOTIVE	VEHICLE MAINTENANCE SERVICES	328.70
26/10/2016	EF049082	CAPE CELLARS BUSSELTON	REFRESHMENTS - COUNCIL & ART GEO	1,645.05
26/10/2016	EF049083	BURKE AIR	AIR CONDITIONING MAINT - VARIOUS BUILDINGS	3,784.55
26/10/2016	EF049084	COCA COLA - AMATIL PTY LTD	GLC KIOSK PURCHASES	1,002.94
26/10/2016	EF049085	AUSTRALIA DAY COUNCIL OF WESTERN AUSTRALIA	MEMBERSHIP - CITIZEN OF THE YEAR AWARDS	467.50
26/10/2016	EF049086	LEO TSAKNIS, BARRISTER	LEGAL SERVICES - WEST STREET	20,900.00
26/10/2016	EF049087	AUSTRALIAN LOCAL GOVERNMENT JOB DIRECTORY PTY LTD	LOCAL GOV'T SERVICES VACANCY	891.00
26/10/2016	EF049088	LOCK AROUND THE CLOCK	SECURITY SERVICES	974.90
26/10/2016	EF049089	SURVCON PTY LTD	SURVEY SERVICE-BSN TRANSFER STATION FENCE	8,009.65
26/10/2016	EF049090	GANNAWAYS CHARTER AND TOURS	BUS HIRE SERVICE - GLC VACATION CARE	375.00
26/10/2016	EF049091	LEEUWIN TRANSPORT	COURIER SERVICES	1,859.65
26/10/2016	EF049092	SOUTH WEST CONCRETE CUTTING & DRILLING	MAINTENANCE - BUSSELTON JETTY TRACKS	454.74
26/10/2016	EF049093	FOXTEL CABLE TELEVISION PTY LTD	CABLE TV SUBSCRIPTION - GLC	210.00
26/10/2016	EF049094	GRASSIAS TURF MANAGEMENT	CRICKET PITCH MANAGEMENT SERVICES	3,680.41
26/10/2016	EF049095	CITY AND REGIONAL FUELS	FUEL SERVICES	4,522.74
26/10/2016	EF049096	GUMPTION PTY LTD	PRINTING - BUSINESS PLAN & ANNUAL REPORT	8,048.00
26/10/2016	EF049097	DIRECT DEMOLITION	REMOVAL OF ASBESTOS FROM BSN WASTE	440.00
26/10/2016	EF049098	REFACE INDUSTRIES PTY LTD	LIBRARY RESOURCES - DISK CLEANER	297.35
26/10/2016	EF049099	BDA TREE LOPPING	TREE LOPPING SERVICES	103,540.80
26/10/2016	EF049100	BAY CABINETS	FURNITURE PRODUCT SUPPLIER - NCC	363.00
26/10/2016	EF049101	TRADE HIRE	PLANT HIRE & EQUIPMENT SERVICES	4,086.55
26/10/2016	EF049102	DOOR HARDWARE SOLUTIONS	HARDWARE SUPPLIES	965.69
26/10/2016	EF049103	ALLFLOW INDUSTRIAL	QUARTERLY MAINTENANCE - DEPOT WORKSHOP	1,865.55
26/10/2016	EF049104	TILTFORCE TRANSPORT	TILT TRAY - SEA CONTAINER RELOCATION	242.00
26/10/2016	EF049105	CAPE RURAL CONTRACTING	FIRE CONTROL SERVICES	1,265.00
26/10/2016	EF049106	PRIME EARTHMOVING BUSSELTON	SIDE TIPPER HIRE - MULCH TO BARNARD PARK	4,598.00
26/10/2016	EF049107	AMBERGATE PLUMBING	PLUMBING SERVICES - VARIOUS BUILDINGS	6,815.15
26/10/2016	EF049108	LGMA (WA) DIVISION	LGMA ANNUAL STATE CONFERENCE 2016	1,500.00
26/10/2016	EF049109	TRADE SALES	E-WASTE CAGES - BSN TRANSFER STATION	2,202.20
26/10/2016	EF049110	BROADWATER BRICK PAVING	PAVING SERVICES	180.00
26/10/2016	EF049111	ST JOHN AMBULANCE SUB CENTRE DUNSBOROUGH	FIRST AID TRAINING	175.00
26/10/2016	EF049112	MJB INDUSTRIES PTY LTD	DRAINAGE SUPPLIES - TRAFFIC COVERS	2,266.00
26/10/2016	EF049113	FL COSTELLO & CO	ELECTRICAL SUPPLIES - KOOKABURRA	286.00
26/10/2016	EF049114	DELL AUSTRALIA PTY LTD	COMPUTER EQUIPMENT SUPPLIER	1,760.00
26/10/2016	EF049115	BRIAN FISHER FABRICATIONS	GUARDRAIL BRIDGE REPAIRS - WILDWOOD RD	2,750.00
26/10/2016	EF049116	CAPE DRYCLEANERS	LINEN CLEANING - COUNCIL & BUSHFIRE	338.65
26/10/2016	EF049117	APRA LIMITED	LICENCE RENEWALS - LIVE PERFORMANCES	130.81
26/10/2016	EF049118	HIP POCKET WORK WEAR AND SAFETY	UNIFORM & PROTECTIVE CLOTHING SUPPLIER	1,935.21
26/10/2016	EF049119	PHYSIO SOUTHWEST	MEDICAL SERVICES - WELLNESS PROGRAM	752.00
26/10/2016	EF049120	NEVERFAIL SPRINGWATER LTD	WATER REFILL SERVICE - DUNS WASTE FACILITY	140.95

Date	Chq	Name	Description	Amount
26/10/2016	EF049121	PFD FOOD SERVICES PTY LTD	GLC KIOSK PURCHASES	3,088.15
26/10/2016	EF049122	T-QUIP	MOWER PARTS & SERVICE	881.10
26/10/2016	EF049123	BEACHLANDS LAWNMOWING SERVICE	LAWN MOWING SERVICE	260.00
28/10/2016	EF049124	RED CHERRY DESIGN STUDIO	GRAPHIC DESIGN - FLORA & FAUNA ROAD SIGN	990.00
28/10/2016	EF049125	NAOMI SEARLE	STAFF REIMBURSEMENT - INTERNET	79.00
28/10/2016	EF049126	TONIA KILIAN	STAFF REIMBURSEMENT - GIFTS SUGITO VISIT	250.98
28/10/2016	EF049127	DEPARTMENT OF HUMAN SERVICES	CHARGES FOR CENTREPAY FACILITY	240.57
28/10/2016	EF049128	DYMOCKS - BUSSELTON	LIBRARY RESOURCES - BOOKS	355.83
28/10/2016	EF049129	EVERETT'S HOME AND YARD MAINTENANCE	MAINTENANCE SERVICES - VARIOUS BUILDINGS	388.10
28/10/2016	EF049130	OCEAN AIR CARPET CARE	CLEANING SERVICES - BUILDINGS & ABLUTIONS	8,836.30
28/10/2016	EF049131	SISTER CITIES AUSTRALIA INC	ANNUAL MEMBERSHIP - SISTER CITIES	500.00
28/10/2016	EF049132	GILS MOWING	MAINTENANCE SERVICES - AGED HOUSING	810.00
28/10/2016	EF049133	ROYAL LIFE SAVING SOCIETY - AUSTRALIA	LIFEGUARD UNIFORMS - GLC	969.76
28/10/2016	EF049134	BUSSELTON MOTORS (MITSUBISHI/MAZDA)	VEHICLE PURCHASE	36,353.20
28/10/2016	EF049135	ZIPFORM	PRINT BUSHFIRE NOTICE 2016 & POSTAGE	24,907.23
28/10/2016	EF049136	DEPARTMENT OF FIRE AND EMERGENCY SERVICES	FIRE AND EMERGENCY SERVICE-LIBRARY & NCC	3,526.56
28/10/2016	EF049137	COATES HIRE	HIRE HEAVY PLANT EQUIPMENT	14,069.00
28/10/2016	EF049138	COLES	GLC CAFÉ, COUNCIL & STAFF REFRESHMENTS	309.45
28/10/2016	EF049139	SUEZ ENVIRONMENTAL	WASTE MANAGEMENT SERVICES	4.10
				<u>5,830,711.63</u>

Date	Chq	Name	Description	Amount
<b>TRUST ACCOUNT - OCTOBER 2016</b>				
Date	TRUST CHQ	Name	Description	Amount
11/10/2016	007288	DEPARTMENT OF COMMERCE, BUILDING COMMISSION	REGISTRATIONS / LEVY PAYMENTS	29,156.41
11/10/2016	007289	CONSTRUCTION TRAINING FUND	BCITF LEVY	11,294.49
11/10/2016	007290	CITY OF BUSSELTON	VARIOUS REIMBURSEMENTS	859.25
11/10/2016	007291	BUNBURY POOL CENTRE	REFUND BCITF LEVY - PAID TWICE	67.72
				<u>41,377.87</u>

<b>INTERNAL PAYMENT VOUCHERS - OCTOBER 2016</b>				
Date	IP VOUCHER	Name	Description	Amount
30/09/2016	DD002894	CALTEX AUSTRALIA PETROLEUM PTY LTD	FUEL SERVICES	54,595.10
4/10/2016	DD002895	LES MILLS ASIA PACIFIC	CONTRACT FEES - NCC	545.95
4/10/2016	DD002896	LES MILLS ASIA PACIFIC	CONTRACT FEES - GLC	727.93
30/09/2016	DD002897	FINES ENFORCEMENT REGISTRY	TRAFFIC, CAMPING & DOG INFRINGEMENTS	3,648.00
3/10/2016	DD002898	ANZ BANK	BANK FEES	5,509.99
3/10/2016	DD002899	MACQUARIE EQUIPMENT RENTALS PTY LTD	COMPUTER LEASING PAYMENTS	5,709.02
3/10/2016	DD002900	MACQUARIE EQUIPMENT RENTALS PTY LTD	COMPUTER LEASING PAYMENTS	28,965.82
3/10/2016	DD002901	MACQUARIE EQUIPMENT RENTALS PTY LTD	PHOTOCOPIER LEASING PAYMENTS	1,663.01
3/10/2016	DD002902	J & A COOPER	REFUND OF RATE OVERPAYMENT	1,700.47
3/10/2016	DD002903	COMMONWEALTH BANK	BANK FEES	12,621.28
3/10/2016	DD002904	ANZ BANK - VISA CARD	CREDIT CARD PAYMENT <b>\$25,260.51</b>	
	DD002904	LAW SOCIETY, PERTH	LEVY - PROF INDEMNITY INSURANCE	75.00
	DD002904	KEY MEDIA PTY LTD	EMPLOYMENT LAW FOR HR	2,389.86
	DD002904	KEY MEDIA PTY LTD	EMPLOYMENT LAW FOR HR	47.92
	DD002904	TAXATION & PAYROLL TRAINING	TAXATION MANUAL	275.00
	DD002904	WILSON PARKING	PARKING TO ATTEND LEGALWISE SEMINAR	57.46
	DD002904	AUSTRALIAN FIN SEC AUTHORITY	SEARCHES - EQUINOX/RAVENSTHORPE NOM	40.80
	DD002904	WILSON PARKING	PARKING TO ATTEND LEGALWISE SEMINAR	57.46
	DD002904	APPLIED EDUCATION	MICROSOFT EXCEL ADVANCED	339.00
	DD002904	CBT NUGGETS LLC	12 X ANNUAL LEARNER SUBSCRIPTIONS	2,154.63
	DD002904	DEPARTMENT OF COMMERCE	HIGH RISK WORK LICENCE RENEWAL	47.00
	DD002904	DEPT OF ENVIRONMENT, PERTH	CLEARING PERMIT 0.96ha, VARIOUS ROADS	200.00
	DD002904	RENDEZVOUS GRAND - SCARBOROUGH	ACCOMMODATION RANGERS CONFERENCE	1,014.00
	DD002904	FACEBOOK	GLC PROMOTION	169.40
	DD002904	KMART	CABIN FITOUT - KOOKABURRA CARAVAN PARK	556.00
	DD002904	CLICKATELL.COM	CLICKATELL CREDITS FOR SMS	629.24
	DD002904	SOUNDCLOUD, BERLIN	SUBS BSN ORAL HISTORY INTERVIEWS	133.76
	DD002904	AIRPORT SECURITY PTY LTD	RENEWAL ASIC CARD	130.50
	DD002904	AIRPORT SECURITY PTY LTD	RENEWAL ASIC CARD	92.50
	DD002904	NAGISA JAPANESE RESTAURANT	MEALS EAST COAST AIRPORTS STUDY	336.00
	DD002904	KINOKO BYRON BAY	MEALS EAST COAST AIRPORTS STUDY	184.40
	DD002904	MARGARET RIVER FURNITURE	FURNITURE KOOKABURRA CABIN FITOUT	1,138.00
	DD002904	FIASCO RISTORANTE	MEALS EAST COAST AIRPORTS STUDY	262.00
	DD002904	PACIFIC MARINA COFFS HARB	ACCOMMODATION-EAST COAST AIRPORTS STUDY	2.63
	DD002904	PACIFIC MARINA COFFS HARB	ACCOMMODATION-EAST COAST AIRPORTS STUDY	175.00
	DD002904	PACIFIC MARINA COFFS HARB	ACCOMMODATION-EAST COAST AIRPORTS STUDY	2.63
	DD002904	PACIFIC MARINA COFFS HARB	ACCOMMODATION-EAST COAST AIRPORTS STUDY	175.00
	DD002904	PACIFIC MARINA COFFS HARB	ACCOMMODATION-EAST COAST AIRPORTS STUDY	2.63
	DD002904	PACIFIC MARINA COFFS HARB	ACCOMMODATION-EAST COAST AIRPORTS STUDY	175.00
	DD002904	KYLSHOW PTY LTD/SUPPLY COFFEE	MEALS - EAST COAST AIRPORTS STUDY	47.00
	DD002904	CALTEX WOOLWORTHS	FUEL - EAST COAST AIRPORTS STUDY	69.63
	DD002904	YELLOWCAB	TAXI - EAST COAST AIRPORTS STUDY	73.04
	DD002904	PERTH AIRPORT	PARKING: EAST COAST AIRPORTS STUDY	125.43
	DD002904	OFFICEWORKS ONLINE	50XPPS MAILING TUBES	118.45
	DD002904	SWAN TAXI	TAXI: DoT TO AAP. AIRPORT MEETINGS	11.03
	DD002904	LGMA	MEMBERSHIP RENEWAL	513.00
	DD002904	MARKET CREATIONS GERALDTON	2016 NATIONAL ECONOMIC DEVELT CONFERENCE	1,050.00
	DD002904	APPLE ONLINE	IPAD KEYBOARDS FOR COUNCILLORS	1,017.00
	DD002904	PAYPAL - BLUECOAT/SYMANTECH	YEARLY RENEW K9 LIBRARY WEB FILTERS	112.74
	DD002904	PAYPAL - WAREHOUSE1	APPLE IPAD CHARGERS	506.99
	DD002904	PAYPAL - WAREHOUSE1	APPLE IPAD CHARGERS	13.95
	DD002904	APPLE ITUNES	ICLOUD STORAGE D/DEBIT	4.49
	DD002904	ARIMIA ESTATE, YALLINGUP	FAREWELL GIFT - MARTYN GLOVER	150.00
	DD002904	MTS BAY WATERS APARTMENTS	ACCOMMODATION - PLA CONFERENCE	273.24

Date	Chq	Name	Description	Amount
	DD002904	QANTAS	ADELAIDE FLIGHT: PARKS/LEISURE CONFERENCE	511.00
	DD002904	AUSTRALIAN LOCAL GOV ASSOC	NATIONAL LOCAL ROADS CONGRESS REGO	890.00
	DD002904	AIRPORT PARKING	EAST COAST AIRPORTS TOUR - PARKING	186.85
	DD002904	WILSON PARKING	EAST COAST AIRPORTS TOUR - PARKING	38.30
	DD002904	PULLMAN SYDNEY AIRPORT	EAST COAST AIRPORTS TOUR - PARKING	15.00
	DD002904	PULLMAN SYDNEY AIRPORT	EAST COAST AIRPORTS TOUR - MEALS	99.98
	DD002904	UNITED COFFS HARBOUR	EAST COAST AIRPORTS TOUR - FUEL	67.82
	DD002904	CHIFLEY NEWCASTLE	EAST COAST AIRPORTS TOUR - PARKING	24.74
	DD002904	PARKS & LEISURE AUSTRALIA	SPORT & REC IN PUBLIC HEALTH PLANS	220.00
	DD002904	NEWCASTLE AIRPORT	EAST COAST AIRPORTS TOUR - PARKING	15.22
	DD002904	CLARENCE CORNER CAFÉ	EAST COAST AIRPORTS TOUR - MEALS	30.59
	DD002904	HOP & PICKLE	EAST COAST AIRPORTS TOUR - MEALS	291.00
	DD002904	SUDIMA SUITES SOUTH BRISBANE	EAST COAST AIRPORTS TOUR - PARKING	15.23
	DD002904	PUIS KITCHEN	EAST COAST AIRPORTS TOUR - MEALS	131.50
	DD002904	SECURE PARKING FORTE EAST PERTH	PARKING:BMRRRA TENDER INTERVIEWS	29.87
	DD002904	AVIS - MASCOT	EAST COAST AIRPORTS TOUR - CAR HIRE	1,446.17
	DD002904	IL PRIMO BUSSELTON	COUNCIL DINNER	643.50
	DD002904	RENTAL CAR TOLL, PARAMATTA	EAST COAST AIRPORT TOUR: CAR TOLL	22.77
	DD002904	MAHOGANY CREEK	ACCOMM - TRAINING DOG & CAT MANAGEMENT	102.00
	DD002904	MANTRA ON MURRAY	ACCOMM: TRAINING, NOISE REGULATIONS	631.38
	DD002904	MANTRA ON MURRAY	ACCOMM: TRAINING, NOISE REGULATIONS	723.18
	DD002904	ICTC SOCIETY	RECOVER: LOST ART OF STREET DESIGN	1,309.35
	DD002904	PAYPAL ASSOEN BFB	BUSH FIRE DINNER	30.00
	DD002904	MAHOGANY CREEK	ACCOMM - TRAINING DOG & CAT MANAGEMENT	780.00
	DD002904	ROYAL ON THE PARK	ACCOM: DIPLOMA OF ACCESS CONSULTING	347.00
	DD002904	ROYAL ON THE PARK	ACCOM: DIPLOMA OF ACCESS CONSULTING	404.10
	DD002904	VIBE HOTEL, CANBERRA AIRPORT	ACCOM: AIRPORT REVENUE GENERATION	1,042.87
	DD002904	BANK FEES	SEPTEMBER 2016 VISA CARD FEES	262.28
13/10/2016	DD002905	PAY 8	FORTNIGHTLY PAY	676,438.86
3/10/2016	DD002906	ANZ BANK	BANK FEES	16,624.12
19/10/2016	DD002907	L LANE	REFUND OF BOOKING FEE - PAID TWICE	187.50
19/10/2016	DD002908	FLEXIRENT CAPITAL PTY LTD	BUSSELTON LIBRARY - LEASING PAYMENTS	237.80
19/10/2016	DD002909	FLEXIRENT CAPITAL PTY LTD	DUNSBOROUGH LIBRARY - LEASING PAYMENTS	220.02
14/10/2016	DD002910	G & K CAHILL	REFUND OF RATE OVERPAYMENT	1,570.08
14/10/2016	DD002911	BPAY REFUND	REFUND OF HR12/0066 OVERPAYMENT	1,969.50
6/10/2016	DD002912	ANZ BANK	BANK FEES	291.38
6/10/2016	DD002913	ANZ BANK	BANK FEES	215.15
17/10/2016	DD002914	COMMONWEALTH BANK	BANK FEES	701.33
17/10/2016	DD002915	GESP INVESTMENTS	BPAY REFUND - HEALTH LICENCE PAID TWICE	228.00
21/10/2016	DD002916	WA BARRETT-LENNARD	BPOINT REVERSAL - DEVELOP APPLIC CANCELLED	295.00
25/10/2016	DD002917	AJG FISHER	REFUND OF RATE OVERPAYMENT	1,298.69
13/10/2016	DD002918	SPECIAL PAY	SPECIAL PAY	126.77
26/10/2016	DD002919	SPECIAL PAY	SPECIAL PAY	1,852.65
26/10/2016	DD002920	PAY 9	FORTNIGHTLY PAY	670,930.54
31/10/2016	DD002921	C SAUNDERS	BPAY REFUND - DEVELOP APPLIC CANCELLED	2,856.50
				<u>1,516,990.97</u>

### 6.3 FINANCIAL ACTIVITY STATEMENTS - PERIOD ENDING 31 OCTOBER 2016

<b>SUBJECT INDEX:</b>	Budget Planning and Reporting
<b>STRATEGIC OBJECTIVE:</b>	An organisation that is managed effectively and achieves positive outcomes for the community.
<b>BUSINESS UNIT:</b>	Financial Services
<b>ACTIVITY UNIT:</b>	Financial Services
<b>REPORTING OFFICER:</b>	Strategic Financial Plan Accountant - Stuart Wells
<b>AUTHORISING OFFICER:</b>	Director, Finance and Corporate Services - Cliff Frewing
<b>VOTING REQUIREMENT:</b>	Simple Majority
<b>ATTACHMENTS:</b>	Attachment A Financial Activity Statements - October 2016 <a href="#">↓</a> Attachment B Investment Report - October 2016 <a href="#">↓</a>

#### **PRÉCIS**

Pursuant to Section 6.4 of the Local Government Act ('the Act') and Regulation 34(4) of the Local Government (Financial Management) Regulations ('the Regulations'), a local government is to prepare, on a monthly basis, a statement of financial activity that reports on the City's financial performance in relation to its adopted/ amended budget.

This report has been compiled to fulfil the statutory reporting requirements of the Act and associated Regulations, whilst also providing the Council with an overview of the City's financial performance on a year to date basis for the period ending 31 October 2016.

#### **BACKGROUND**

The Regulations detail the form and manner in which financial activity statements are to be presented to the Council on a monthly basis; and are to include the following:

- Annual budget estimates
- Budget estimates to the end of the month in which the statement relates
- Actual amounts of revenue and expenditure to the end of the month in which the statement relates
- Material variances between budget estimates and actual revenue/ expenditure/ (including an explanation of any material variances)
- The net current assets at the end of the month to which the statement relates (including an explanation of the composition of the net current position)

Additionally, and pursuant to Regulation 34(5) of the Regulations, a local government is required to adopt a material variance reporting threshold in each financial year. At its meeting of 21 July 2016, the Council adopted (C1607/160) the following material variance reporting threshold for the 2016/17 financial year:

*That pursuant to Regulation 34(5) of the Local Government (Financial Management) Regulations, the Council adopts a material variance reporting threshold with respect to financial activity statement reporting for the 2016/17 financial year to comprise variances equal to or greater than 10% of the year to date budget amount as detailed in the Income Statement by Nature and Type/ Statement of Financial Activity report, however variances due to timing differences and/ or seasonal adjustments are to be reported on a quarterly basis.*

## **STATUTORY ENVIRONMENT**

Section 6.4 of the Local Government Act and Regulation 34 of the Local Government (Financial Management) Regulations detail the form and manner in which a local government is to prepare financial activity statements.

## **RELEVANT PLANS AND POLICIES**

Not applicable.

## **FINANCIAL IMPLICATIONS**

Any financial implications are detailed within the context of this report.

### **Long-term Financial Plan Implications**

As above.

## **STRATEGIC COMMUNITY OBJECTIVES**

This matter principally aligns with Key Goal Area 6 – ‘Open and Collaborative Leadership’ and more specifically Community Objective 6.3 - ‘An organisation that is managed effectively and achieves positive outcomes for the community’. The achievement of the above is underpinned by the Council strategy to ‘ensure the long term financial sustainability of Council through effective financial management’.

## **RISK ASSESSMENT**

Risk assessments have been previously completed in relation to a number of ‘higher level’ financial matters, including timely and accurate financial reporting to enable the Council to make fully informed financial decisions. The completion of the monthly Financial Activity Statement report is a control that assists in addressing this risk.

## **CONSULTATION**

Not applicable

## **OFFICER COMMENT**

In order to fulfil statutory reporting requirements, and to provide the Council with a synopsis of the City’s overall financial performance on a full year basis, the following financial reports are attached hereto:

- Statement of Financial Activity

This report provides details of the City’s operating revenues and expenditures on a year to date basis, by nature and type (i.e. description). The report has been further extrapolated to include details of non-cash adjustments and capital revenues and expenditures, to identify the City’s net current position; which reconciles with that reflected in the associated Net Current Position report.

- Net Current Position

This report provides details of the composition of the net current asset position on a full year basis, and reconciles with the net current position as per the Statement of Financial Activity.

- Capital Acquisition Report

This report provides full year budget performance (by line item) in respect of the following capital expenditure activities:

- Land and Buildings
- Plant and Equipment
- Furniture and Equipment
- Infrastructure

- Reserve Movements Report

This report provides summary details of transfers to and from reserve funds, and also associated interest earnings on reserve funds, on a full year basis.

Additional reports and/or charts are also provided as required to further supplement the information comprised within the statutory financial reports.

## COMMENTS ON FINANCIAL ACTIVITY TO 31 OCTOBER 2016

### Operating Activity

- Operating Revenue

As at 31 October 2016, there is a variance of -0.62% (-\$350K) in total operating revenue, with the following categories exceeding the 10% material variance threshold:

Description	Variance %	Variance \$000's
Operating Grants, Subsidies and Contributions	+69%	+\$666
Other Revenue	+41%	+\$51
Interest Earnings	+45%	+\$475
Non-Operating Grants Subsidies and Contributions	-43%	-\$1,470
Profit on Asset Disposals	+90%	+\$6

### **Operating Grants, Subsidies and Contribution (+\$666K)**

- BJECA contributions are ahead of year to date budget by +\$367k. A half yearly Busselton Jetty (BJECA) contribution was recorded in October, whilst the budget has the first amount being received in December 2016. This variance is timing in nature only and will correct in December.
- Fire prevention DFES receipts are ahead of budget by +\$154k. +\$70k of this total is a permanent difference caused by a refund from DFES for 2015/16 over expenditure incurred by the City of Busselton. This amount is included in a separate budget amendment report being submitted to Council. +\$65k is due to a timing difference relating to early receipt of 2016/17 funds in 2015/16. This will correct in June 2017. The remaining \$19k is a timing adjustment relating to quarterly contributions with two quarterly payments having been received against a budget of only one. The will correct in December month end.
- Airport Operations is ahead of year to date budget by +\$45k. This is a timing variance and will correct in December.
- Meelup Regional Park is ahead of budget by +\$27k. This is a permanent difference where 2015/16 funds received in 2016/17 from Coastwest will incur offsetting expenditure. This variance is subject to a separate budget amendment report being submitted to Council.
- Environmental Implement Management Plans is ahead of budget by +\$19k. +\$14k of this variance is a permanent difference where 2015/16 funds were received in 2016/17 from South West catchment council and will result in a corresponding increase in expenditure. This variance is subject to a separate budget amendment report being prepared for Council. The remaining +\$5k difference is timing related due to the total budget being divided by twelve months and



actual receipts not being received in equal monthly amounts. This timing variance will correct itself by June 2017.

- Civic and Administration Centre Construction has recorded revenue of \$19k against a full year budget of nil, resulting in a +\$19k variance for the year. This revenue is a charge to MCG Architects for additional re-engineering costs over and above what was included in the initial tender from BGC for the same, with additional costs expected to be split equally between BGC, MCG Architects and the City of Busselton. The amount is offset by additional costs relating to the construction cost of the Civic and Administration Centre building.
- Operation Services Works is ahead of budget by +\$16k. This is due to workers compensation receipts currently tracking ahead of budget. Usually this is offset by increased salaries and wages as the person on compensation is generally replaced.
- Community Assistance Fund is ahead of budget by +\$15k. This is due to an unbudgeted amount being received from Perron Developments for construction of an acoustic wall associated with Vasse Newtown and will be offset by an equivalent expenditure amount.
- Property and Business Development is ahead of budget by +\$15k. \$20k has been received against a budget of \$5k year to date. This is due to the receipt of monies from Regional Centres Development Fund relating to preparatory work. The adjustment is timing in nature only.
- Railway House is ahead of budget by +\$10k. \$10k has been invoiced to Margaret River/Busselton Tourist Association for Railway House variations requested. This will be offset by a corresponding increase in expenditure, with no impact to municipal funds.
- Miscellaneous Bridge Maintenance receipts are behind budget by -\$55k. This is timing in nature only and will correct by June 30, 2017.

#### **Other Revenue (+\$51K)**

- Parking Control is ahead of year to date budget by +11k. Based on current trends it is likely collection of fines will be ahead of budget for the full year.
- Animal Control is favourable against budget by +\$6k. Based on current trends it is likely collection of fines will be ahead of budget for the full year.
- Busselton Transfer Station and Dunsborough Waste Facility are favourable against budget by +\$15k. This is due to sales of scrap and recyclable materials currently trending ahead of budget. Any variance is transferred to waste reserve at the end of the year with no impact to overall municipal surplus/(deficit) position.
- Busselton and Dunsborough Cemetery's currently +\$4k ahead of budget due to sale of memorialisation stock. Unknown as to whether this trend will continue for the year.
- Receipts of unbudgeted long service leave amounting to +\$16k. The amount will be offset by a corresponding expenditure amount at the time the leave is taken, therefore no impact to the overall surplus/(deficit) position.
- Sale of Artworks +\$3k. These amounts result in a liability and expense being paid at a later date to the artist concerned. Therefore timing difference only
- Mayoral breakfast registration fees were +\$1k ahead of budget. Any excess funds resulting from the hosting of the breakfast are donated to charity and subsequently offset by an increase in expenditure.
- Public Relations sale of number plates are +\$2k ahead of budget. Based on the current trend it is likely this will exceed budget for the full year.
- Bush Fire Acts fines and costs are +\$2k ahead of budget. Budget for the full year is \$45k against actual receipts to date of \$2k, so likely only timing in nature.
- Building Services is +\$2k ahead of budget due to sale of building lists to external third parties exceeding budget by the same amount. Based on current trends this will exceed budget for the full year.
- NCC Standpipe is -\$7k behind budget due to sale of water because of a timing difference. The budget assumed monthly receipts however they will be received bi-annually.
- Other Law, Order and Public Safety, local government act fines and costs is trending below budget by -\$5k. Likely to not meet full year budget targets based on actuals to date.

**Interest Earnings (+\$475K)**

- Interest on municipal funds +\$37k.
- Interest on reserve funds +\$34k.
- Interest on restricted funds +\$416k.
- Late payment interest on rates -\$13k.

**Non-Operating Grants, Subsidies and Contributions (-\$1,470K)**

- There are a number of items that make up the current year to date variance. All variances are timing related except:
  - Foreshore East Youth Precinct (Skate Park & Adv.Playground). An accrual was raised for a Lotterywest grant in the 2015/16 financial year equal to \$613k. In the 2016/17 financial year only \$480k has been received. This leaves a current budget shortfall of \$133k. The shortfall is subject to ongoing discussions between the City of Busselton and Lotterywest.

**Profit on Asset Disposals (+\$6K)**

- Sales of the CEO's Toyota Prado +\$12k. It was budgeted the vehicle would be sold at its book value but +\$12k more than budget was received.
- Offset against this is the sale of two items (Massey Ferguson Tractor and Holden Captiva) which are yet to occur amounting to -\$6k. These were expected to be sold in October and the sales have not yet occurred. The adjustments are timing in nature only.

- Operating Expenditure

As at 31 October 2016, there is a variance of +4% (+\$794K) in total operating expenditure, with the following categories exceeding the 10% material variance threshold:

Description	Variance %	Variance \$000's
Materials and Contracts	+27%	+\$1,289
Utilities	+17%	+\$130
Allocations	-52%	-\$378
Loss on Asset Disposals	-100%	-\$47

**Materials and Contracts (+\$1,289K)**

- By directorate, materials and contracts is showing the following variances at 31 October 2016;
  - Engineering and Works Services +\$559k
  - Community and Commercial Services +\$362k
  - Finance and Corporate Services +\$264K
  - Planning and Development Services +\$19k
  - Executive Services +\$35K
- From a natural account perspective the variances are predominantly attributable to contractors +\$626k, Consultants +\$310k, Information Technology related +\$188k and Fuels, Oils and Grease +\$64k. Of those variances it is only Fuel, Oils and Grease that is likely to result in a permanent difference for the full year at this stage if fuel prices remain stable at current levels.

**Utilities (+\$130K)**

- The predominant variance for utilities relates to water +\$135k. This variance is a timing variance related to the irregular way in which water invoices are received.

**Allocations (-\$378K)**

- This activity incorporates numerous internal accounting allocations. The first component is Activity Based Costing (ABC) allocations where allocations are based on actual costs. The second

component is the overhead allocations whereby the monthly charges are based on budget. The -\$404k variance is a timing variance that reflects an under allocation at 30 September. It is expected this will correct by end of the financial year.

#### **Loss on Asset Disposals (-\$47K)**

- The loss on asset disposals relates to numerous items of plant and equipment sold in the first four months of the financial year. The loss represents the difference between the book value of the assets and the amounts received in cash for those assets sold. The variance of -\$47k between actual and budget is considered to be timing related at this stage due to no loss on sale being budgeted in the first four months of the year.

#### **Capital Activity**

##### ▪ Capital Revenue

As at 31 October 2016, there is a variance of -7% (-\$1,558K) in total capital revenue, with the following categories exceeding the 10% material variance threshold:

Description	Variance %	Variance \$000's
Transfer from Reserves	-23%	-\$2,900
Transfer from Restricted Assets	-16%	-\$1,635
Proceeds from Sale of Assets	-19%	-\$18
Self-Supporting Loans	-24%	-\$5

#### **Transfer from Reserves (-\$2,900K)**

- Timing difference relating to use of the Civic and Administration Centre Construction Reserve. Offset by an equivalent amount under capital expenditure. No impact to net current position.

#### **Transfer from Restricted Assets (-\$1,635K)**

- Timing difference relating to use of Airport and Foreshore grants -\$10,500k. Offset by an equivalent under expenditure in capital. No impact to net current position.
- Movement of Community and Rec Facilities +\$7,323k, Vasse Diversion Drain +\$383k, Drainage held in Restricted Assets +\$211k, Aged Housing +\$846k from restricted assets into reserves. These movements were budgeted to occur in June 2017 but have occurred in October and are timing in nature only. No impact to net current position.

#### **Proceeds from Sale of Assets (-\$18K)**

- Proceeds from sale of assets, includes timing differences of -\$39k and permanent differences of +\$21k. Of the permanent differences, +\$12k relates to additional funds received for sale of Toyota Prado with the remainder being a number of smaller plant items, the sale of which is unbudgeted.

##### ▪ Capital Expenditure

As at 31 October 2016, there is a variance of 41% (+\$20,520K) in total capital expenditure, with the following categories exceeding the 10% material variance threshold:

Description	Variance %	Variance \$000's
Land and Buildings	+41%	+\$3,867
Plant and Equipment	+45%	+\$260
Furniture and Equipment	+49%	+\$135

Infrastructure	+82%	+\$17,377
Transfers to Restricted Assets	-158%	-\$766

The attachments to this report include detailed listings of the following capital expenditure (project) items, to assist in reviewing specific variances:

- Land and Buildings
- Plant and Equipment
- Furniture and Equipment
- Infrastructure

All capital expenditure variances are considered to be a timing adjustment at this time, with no impact expected against the net current position.

#### **Transfers to Restricted Assets (-\$766K)**

The transfers to restricted assets budget comprises an estimation of funds that could potentially be received during the financial year, primarily from developer contributions. Due to the nature of the category, the annual budget allocation is spread evenly throughout the financial year. The performance in this activity does not have any direct impact on the surplus/deficit position, as whilst recognised as operating revenue upon receipt, these funds are subsequently quarantined to restricted assets, essentially offsetting the initial transaction. Furthermore, the transfers to restricted assets category also include the payment of bonds and deposits, where no specific budget allocation is made for these funds.

The favourable financial year to date variance of +\$766k is primarily attributable to the receipt of Cash in Lieu – Parking +\$126k, Bonds and Deposit +\$81k, and receipt of interest in excess of budget attributable to the airport grant +\$416k.

#### **Investment Report**

*Pursuant to the Council's Investment Policy, a report is to be provided to the Council on a monthly basis, detailing the investment portfolio in terms of performance and counterparty percentage exposure of total portfolio. The report is also to provide details of investment income earned against budget, whilst confirming compliance of the portfolio with legislative and policy limits.*

As at 31st October 2016, the value of the City's invested funds totalled \$126.3M, increasing from \$125.9M as at 1st October.

During the month of October \$11.0M in term deposit funds matured. All deposits were renegotiated, for an average of 122 days at an average rate of 2.60% (up from 2.56% in September).

Additionally, two term deposits totalling \$36.8M held at the WA Treasury matured. These deposits are entirely Airport Redevelopment funds and must be maintained at the WATC until able to be drawn down under the terms of the contract. As the next milestone should soon be achieved, the funds (plus interest) were reorganised to match the contracted future draw down amounts. Accordingly, \$31m will be available on 30 November and is earning 1.56%, while the remainder will mature on 27 April 2017 and is earning 1.88%.

The balance of the 11am account (an intermediary account which offers immediate access to the funds compared to the term deposits and a higher rate of return compared to the cheque account) remained steady during the month.

The RBA left official rates on hold during October and November. Future rate movements are unclear at this point in time, however further cuts are not expected at this point in time.

Please refer to Attachment B for further information.

## **CONCLUSION**

As at 31 October 2016, the City's financial performance is considered satisfactory. Whilst current variances exist in some operational areas, these are primarily due to timing differences, and if not timing are not material in nature or are transactions that have no direct impact on the Net Current Position. Trends identified that could lead to permanent differences will continue to be monitored in future periods to ensure corrective action is taken in a timely manner if required.

Whilst acknowledging capital is presently tracking below year to date budget estimates, this is also seen to be attributable to timing differences at this time. There is no indication at this time of any material cost overruns on any capital items in this years budget.

## **OPTIONS**

The Council may determine not to receive the statutory financial activity statement reports.

## **TIMELINE FOR IMPLEMENTATION OF OFFICER RECOMMENDATION**

Reports are received as at the date of the relevant Council meeting

## **OFFICER RECOMMENDATION**

That the Council receives the statutory financial activity statement reports for the period ending 31 October 2016, pursuant to Regulation 34(4) of the Local Government (Financial Management) Regulations.

**City of Busselton**

**Statement of Financial Activity**

**For The Period Ending 31 October 2016**

	2016/2017 Actual	2015/2017 Amended Budget YTD	2016/2017 Original Budget YTD	2016/2017 Amended Budget	2016/2017 Original Budget	2016/17 YTD Bud (A) Variance
	\$	\$	\$	\$	\$	%
<b>Revenue from Ordinary Activities</b>						
Rates	41,600,150	41,544,205	41,544,205	41,899,310	41,899,310	0.13%
Operating Grants, Subsidies and Contributions	1,626,666	960,555	960,555	4,861,121	4,861,121	69.35%
Fees & Charges	9,154,207	9,287,569	9,287,569	15,598,955	15,598,955	-1.44%
Other Revenue	174,397	123,723	123,723	356,410	356,410	40.96%
Interest Earnings	1,532,332	1,057,704	1,057,704	2,542,850	2,542,850	44.87%
	<b>54,087,752</b>	<b>52,973,756</b>	<b>52,973,756</b>	<b>65,258,646</b>	<b>65,258,646</b>	<b>2.10%</b>
<b>Expenses from Ordinary Activities</b>						
Employee Costs	(9,647,327)	(9,698,020)	(9,698,020)	(27,838,725)	(27,838,725)	0.52%
Materials & Contracts	(3,440,091)	(4,728,634)	(4,728,634)	(15,575,365)	(15,575,365)	27.25%
Utilities (Gas, Electricity, Water etc)	(657,395)	(787,459)	(787,459)	(2,358,980)	(2,358,980)	16.52%
Depreciation on non current assets	(5,580,513)	(5,231,668)	(5,231,668)	(15,715,050)	(15,715,050)	-6.67%
Insurance Expenses	(651,566)	(690,097)	(690,097)	(716,772)	(716,772)	5.58%
Other Expenditure	(920,572)	(978,800)	(978,800)	(3,095,864)	(3,095,864)	5.95%
Allocations	346,574	724,601	724,601	1,942,110	1,942,110	52.17%
	<b>(20,550,890)</b>	<b>(21,390,077)</b>	<b>(21,390,077)</b>	<b>(63,358,646)</b>	<b>(63,358,646)</b>	<b>3.92%</b>
<b>Borrowings Cost Expense</b>						
Interest Expenses	(314,360)	(316,234)	(316,234)	(1,318,330)	(1,318,330)	0.59%
	<b>(314,360)</b>	<b>(316,234)</b>	<b>(316,234)</b>	<b>(1,318,330)</b>	<b>(1,318,330)</b>	<b>0.59%</b>
Non-Operating Grants, Subsidies and Contributions	1,981,774	3,451,544	3,451,544	35,349,212	35,349,212	-42.58%
Profit on Asset Disposals	12,051	6,347	6,347	23,227	23,227	89.87%
Loss on Asset Disposals	(47,211)	0	0	(94,761)	(94,761)	0.00%
	<b>1,946,614</b>	<b>3,457,891</b>	<b>3,457,891</b>	<b>35,277,678</b>	<b>35,277,678</b>	<b>-43.71%</b>
<b>Net Result</b>	<b>35,169,116</b>	<b>34,725,336</b>	<b>34,725,336</b>	<b>35,859,348</b>	<b>35,859,348</b>	<b>1.28%</b>
<b>Adjustments for Non-cash Revenue &amp; Expenditure</b>						
Depreciation	5,580,513	5,231,668	5,231,668	15,715,050	15,715,050	
Donated Assets	0	0	0	(13,800,000)	(13,800,000)	
(Profit)/Loss on Sale of Assets	35,160	(6,347)	(6,347)	71,534	71,534	
Allocations & Other Adjustments	(2,948)	0	0	0	0	
Deferred Pensioner Movements	(23,343)	0	0	0	0	
Recording of Employee Entitlements (Provisions)	(6,588)	(6,588)	(6,588)	(26,356)	(26,356)	
Deposit & Bonds Movements (cash backed)	(18,622)	0	0	0	0	
<b>Capital Revenue &amp; (Expenditure)</b>						
Land & Buildings	(5,660,141)	(9,527,378)	(9,527,378)	(24,081,120)	(24,081,120)	40.59%
Plant & Equipment	(317,309)	(576,968)	(576,968)	(2,783,200)	(2,783,200)	45.00%
Furniture & Equipment	(140,418)	(275,460)	(275,460)	(1,910,597)	(1,910,597)	49.02%
Infrastructure	(3,822,431)	(21,199,068)	(21,199,068)	(66,504,042)	(66,504,042)	81.97%
Proceeds from Sale of Assets	76,198	94,000	94,000	609,000	609,000	-18.94%
Proceeds from New Loans	3,000,000	0	0	3,650,000	3,650,000	0.00%
Self Supporting Loans - Repayment of Principal	16,897	22,256	22,256	91,040	91,040	-24.08%
Total Loan Repayments - Principal	(476,897)	(479,810)	(479,810)	(2,089,302)	(2,089,302)	0.61%
Advances to Community Groups	0	(150,000)	(150,000)	(150,000)	(150,000)	100.00%
Transfer to Restricted Assets	(1,179,911)	(413,732)	(413,732)	(11,301,200)	(11,301,200)	-185.19%
Transfer from Restricted Assets	8,864,717	10,500,000	10,500,000	55,722,104	55,722,104	-15.57%
Transfer to Reserves	(17,672,490)	(17,166,805)	(17,166,805)	(25,302,389)	(25,302,389)	-2.95%
Transfer from Reserves	9,829,356	12,729,356	12,729,356	35,052,041	35,052,041	-22.78%
Opening Funds Surplus/ (Deficit)	1,178,089	1,178,089	1,178,089	1,178,089	1,178,089	
<b>Net Current Position - Surplus / (Deficit)</b>	<b>34,428,948</b>	<b>14,678,549</b>	<b>14,678,549</b>	<b>0</b>	<b>0</b>	

**City of Busselton**

**Net Current Position**

**For The Period Ending 31 October 2016**

	2016/17 Actual	2016/17 Amended Budget	2016/17 Original Budget	2015/16 Actual
	\$	\$	\$	\$
<b>NET CURRENT ASSETS</b>				
<b>CURRENT ASSETS</b>				
Cash - Unrestricted	17,067,931	1,996,620	1,996,620	3,251,577
Cash - Restricted	112,680,538	58,428,023	58,428,023	112,598,579
Sundry Debtors	1,455,482	1,600,000	1,600,000	2,501,984
Rates Outstanding - General	18,166,497	1,550,000	1,550,000	787,186
Stock on Hand	16,542	20,000	20,000	20,420
	<u>149,386,990</u>	<u>63,594,643</u>	<u>63,594,643</u>	<u>119,159,746</u>
<b>LESS: CURRENT LIABILITIES</b>				
Bank Overdraft	0	0	0	0
Sundry Creditors	2,277,504	5,166,620	5,166,620	5,383,078
Performance Bonds	2,407,126	2,425,748	2,425,748	2,425,748
	<u>4,684,630</u>	<u>7,592,368</u>	<u>7,592,368</u>	<u>7,808,826</u>
Current Position (inclusive of Restricted Funds)	144,702,360	56,002,275	56,002,275	111,350,920
Add: Cash Backed Liabilities (Deposits & Bonds)	2,407,126	2,425,748	2,425,748	2,425,748
Less: Cash - Restricted Funds	(112,680,538)	(58,428,023)	(58,428,023)	(112,598,579)
<b>NET CURRENT ASSET POSITION</b>	<u><u>34,428,948</u></u>	<u><u>0</u></u>	<u><u>0</u></u>	<u><u>1,178,089</u></u>

**City of Busseton**

**Capital Acquisition Report**

**Property, Plant & Equipment, Infrastructure**

For the Period Ended 31 October 2016

Description	2016/17 Actual	2016/17 Amended Budget YTD	2016/17 Original Budget YTD	2016/17 Amended Budget	2016/17 Original Budget	2016/17 Budget YTD Variance
	\$	\$	\$	\$	\$	%
<b>&gt;&gt; Property, Plant &amp; Equipment</b>						
<b>Land</b>						
10610 Property Services Administration	0	0	0	100,000	100,000	0.00%
11156 Airport Development	5,279	800,000	800,000	2,400,000	2,400,000	-99.34%
	5,279	800,000	800,000	2,500,000	2,500,000	-99.34%
<b>Buildings</b>						
<b>Major Projects</b>						
<b>Major Project - Busseton Foreshore</b>						
B9570 Foreshore East-Youth Precinct Community Youth Building/SLSC	180,688	933,332	933,332	2,800,000	2,800,000	-80.64%
B9583 Railway House	992,309	329,740	329,740	989,216	989,216	200.94%
B9593 Milne Street Pavilion	90,438	542,312	542,312	1,626,940	1,626,940	-83.32%
B9600 Old Busseton Lighthouse	0	0	0	80,000	80,000	0.00%
	1,263,435	1,805,384	1,805,384	5,496,156	5,496,156	-30.02%
<b>Major Project - Administration Building</b>						
B9010 Civic and Administration Centre Construction	4,130,224	6,399,996	6,399,996	14,498,715	14,498,715	-35.47%
	4,130,224	6,399,996	6,399,996	14,498,715	14,498,715	-35.47%
<b>Buildings (Other)</b>						
B9104 Wilyabrup Brigade Shed	33,000	33,000	33,000	33,000	33,000	0.00%
B9111 Yallingup Rural Bush Fire Brigade	0	30,520	30,520	30,520	30,520	-100.00%
B9112 Ambergate Bushfire Brigade Shed	0	0	0	123,307	123,307	0.00%
B9300 Aged Housing Capital Improvements - Winderlup	11,347	10,000	10,000	30,000	30,000	13.47%
B9301 Aged Housing Capital Improvements - Harris Road	0	0	0	20,000	20,000	0.00%
B9302 Aged Housing Capital Improvements - Winderlup Court (City)	0	0	0	40,000	40,000	0.00%
B9406 Busseton Cemetery - Chapel	64	10,000	10,000	30,000	30,000	-99.36%
B9531 GLC - Sports Hall	0	31,668	31,668	95,000	95,000	-100.00%
B9539 GLC - Roof Repairs	0	14,232	14,232	42,700	42,700	-100.00%
B9556 NCC Internal Refurbishment	29,990	12,332	12,332	37,000	37,000	143.19%
B9566 GLC Pool Hall	6,643	13,132	13,132	39,400	39,400	-49.42%
B9591 Performing Arts Convention Centre	23,150	0	0	100,000	100,000	0.00%
B9594 Vasse Community Recreation Precinct - Changerooms & Toilet	0	138,364	138,364	415,100	415,100	-100.00%
B9596 GLC Building Improvements	896	13,332	13,332	40,000	40,000	-93.28%
B9598 Dunsborough Library	0	8,068	8,068	24,200	24,200	-100.00%
B9599 Portable Toilets	28,094	0	0	20,000	20,000	0.00%
B9601 Meelup Shed	0	10,000	10,000	10,000	10,000	-100.00%
B9715 Airport Terminal Stage 1B	52,500	20,000	20,000	60,000	60,000	162.50%
B9802 Kook Caravan Park Ablutions Refurbishment	306	33,332	33,332	100,000	100,000	-99.08%
B9804 Kook Park Home	75,214	102,354	102,354	171,022	171,022	-26.52%
B9805 Kook Park Kitchen	0	11,664	11,664	35,000	35,000	-100.00%
B9806 Kook Park Electrical Upgrade	0	30,000	30,000	90,000	90,000	-100.00%
	261,203	521,998	521,998	1,586,249	1,586,249	-49.96%
<b>Total Buildings</b>	<b>5,654,862</b>	<b>8,727,378</b>	<b>8,727,378</b>	<b>21,581,120</b>	<b>21,581,120</b>	<b>-35.21%</b>



**City of Busselton**

**Capital Acquisition Report**

**Property, Plant & Equipment, Infrastructure**

For the Period Ended 31 October 2016

Description	2016/17 Actual	2016/17 Amended Budget YTD	2016/17 Original Budget YTD	2016/17 Amended Budget	2016/17 Original Budget	2016/17 Budget YTD Variance
<b>Plant &amp; Equipment</b>						
10001 Office of the CEO	69,323	0	0	90,000	90,000	0.00%
10115 Major Projects Administration	36,687	40,000	40,000	40,000	40,000	-8.28%
10251 Business Systems	32,936	0	0	35,000	35,000	0.00%
10591 Geographe Leisure Centre	1,500	52,968	52,968	158,900	158,900	-97.17%
10600 Kookaburra Caravan Park	0	0	0	28,000	28,000	0.00%
10805 Planning Administration	0	0	0	40,000	40,000	0.00%
10910 Building Services	33,205	0	0	35,000	35,000	0.00%
10920 Environmental Health Services Administration	0	0	0	2,000	2,000	0.00%
10922 Preventative Services - Mosquitoes	0	0	0	3,300	3,300	0.00%
10950 Animal Control	0	0	0	50,000	50,000	0.00%
10980 Other Law, Order & Public Safety	0	0	0	50,000	50,000	0.00%
11101 Engineering Services Administration	35,156	0	0	40,000	40,000	0.00%
11107 Engineering Services Design	0	0	0	39,000	39,000	0.00%
11150 Asset Management Administration	32,739	35,000	35,000	35,000	35,000	-6.46%
11151 Airport Operations	0	0	0	3,000	3,000	0.00%
11401 Transport - Workshop	6,985	0	0	5,000	5,000	0.00%
11402 Plant Purchases (P10)	40,300	39,000	39,000	434,000	434,000	3.33%
11403 Plant Purchases (P11)	2,999	110,000	110,000	571,000	571,000	-97.27%
11404 Plant Purchases (P12)	12,380	300,000	300,000	1,089,000	1,089,000	-95.67%
11500 Operations Services Administration	12,500	0	0	35,000	35,000	0.00%
B1026 Yallingup Rural Bushfire Brigade	0	0	0	0	0	0.00%
	317,309	576,968	576,968	2,783,200	2,783,200	-45.00%
<b>Furniture &amp; Office Equipment</b>						
10115 Major Projects Administration	0	26,668	26,668	80,000	80,000	-100.00%
10251 Business Systems	38,986	126,332	126,332	379,000	379,000	-69.14%
10380 Busselton Library	0	11,670	11,670	11,670	11,670	-100.00%
10381 Dunsborough Library	0	7,400	7,400	16,200	16,200	-100.00%
10590 Naturaliste Community Centre	5,373	15,487	15,487	15,487	15,487	-65.31%
10591 Geographe Leisure Centre	0	19,403	19,403	68,840	68,840	-100.00%
10616 Winderlup Villas Aged Housing	0	0	0	6,000	6,000	0.00%
10617 Harris Road Aged Housing	0	0	0	3,500	3,500	0.00%
10625 Art Geo Administration	10,000	10,668	10,668	12,000	12,000	-6.26%
10900 Cultural Planning	20,000	24,500	24,500	116,500	116,500	-18.37%
10920 Environmental Health Services Administration	0	0	0	1,400	1,400	0.00%
11400 Transport - Fleet Management	1,888	0	0	0	0	0.00%
B1000 Administration Building- 2-16 Southern Drive	56,422	0	0	1,100,000	1,100,000	0.00%
B1357 Railway House	7,750	33,332	33,332	100,000	100,000	-76.75%
	140,418	275,460	275,460	1,910,597	1,910,597	-49.02%
<b>Sub-Total Property, Plant &amp; Equipment</b>	<b>6,117,868</b>	<b>10,379,806</b>	<b>10,379,806</b>	<b>28,774,917</b>	<b>28,774,917</b>	<b>-41.06%</b>
<b>&gt;&gt; Infrastructure</b>						
<b>Major Project - Busselton Foreshore</b>						
C0045 Busselton Foreshore Stage 3: Goose Car Park	13,490	66,668	66,668	200,000	200,000	-79.77%
C0046 Busselton Foreshore Stage 3: Central Car Park	10,000	50,000	50,000	150,000	150,000	-80.00%
C3064 Foreshore Central - Coastal Defences (Jetty to Geo. Bay Rd)	608	666,668	666,668	2,000,000	2,000,000	-99.91%
C3107 Foreshore Central-Foreshore Promenade (Jetty to Geo Bay Rd)	3,741	366,668	366,668	1,100,000	1,100,000	-98.98%
C3133 Busselton Foreshore Contingency	0	30,232	30,232	90,700	90,700	-100.00%
C3140 Foreshore Water Supply and Services (Utilities)	86,423	400,000	400,000	898,927	898,927	-78.39%
C3148 Busselton Foreshore Stage 3: Foreshore Landscaping	12,616	133,332	133,332	400,000	400,000	-90.54%
C3149 Busselton Foreshore Stage 3: Remedial Works	0	16,668	16,668	50,000	50,000	-100.00%
C3150 Busselton Foreshore Stage 3: Toddler's Playground	4,500	57,668	57,668	173,000	173,000	-92.20%
C3151 Busselton Foreshore Stage 3: Jetty Way Pedestrian	35,560	185,008	185,008	555,030	555,030	-80.78%
C3152 Busselton Foreshore Stage 3: Queen Street Abutment	0	166,668	166,668	500,000	500,000	-100.00%
C3153 Busselton Foreshore Stage 3: Possum Park	23,804	66,668	66,668	200,000	200,000	-64.30%
W0196 Busselton Foreshore Stage 3: Foreshore Parade West	225,845	233,332	233,332	700,000	700,000	-3.21%
W0197 Busselton Foreshore Stage 3: Queen St Upgrade	3,786	216,668	216,668	650,000	650,000	-98.25%
	420,373	2,656,248	2,656,248	7,667,657	7,667,657	-84.17%
<b>Major Project - Administration Building</b>						
C0043 Administration Building Carpark	0	81,668	81,668	245,000	245,000	-100.00%
	0	81,668	81,668	245,000	245,000	-100.00%
<b>Busselton Jetty</b>						
C3500 Busselton Jetty Refurbishment	0	18,660	18,660	18,660	18,660	-100.00%
	0	18,660	18,660	18,660	18,660	-100.00%

City of Busseton

Capital Acquisition Report

Property, Plant & Equipment, Infrastructure

For the Period Ended 31 October 2016

Description	2016/17 Actual	2016/17 Amended Budget YTD	2016/17 Original Budget YTD	2016/17 Amended Budget	2016/17 Original Budget	2016/17 Budget YTD Variance
<b>Footpaths Construction</b>						
F0018 Marine Terrace Footpath	0	38,332	38,332	115,000	115,000	-100.00%
F0059 Brown Street Footpaths	0	19,596	19,596	58,788	58,788	-100.00%
F0063 Yallingup Footpath	221	10,560	10,560	31,682	31,682	-97.91%
F0066 Bussell Highway Footpath Sections	0	67,332	67,332	202,000	202,000	-100.00%
F0068 Freycinet Drive Access	87	14,000	14,000	42,000	42,000	-99.38%
F0069 Luke Way Guerin Street to David Drive	0	7,332	7,332	22,000	22,000	-100.00%
F0070 Strelly Street Community Garden Access	87	6,668	6,668	20,000	20,000	-98.69%
F0071 Lou Weston Oval Shared Path	5,101	28,336	28,336	85,000	85,000	-82.00%
	5,496	192,156	192,156	576,470	576,470	-97.14%
<b>Drainage Construction - Street</b>						
D0009 Busseton LIA - Geocatch Drain Partnership	0	0	0	30,000	30,000	0.00%
D0010 Dunsborough / Busseton Drainage Upgrades	2,836	95,664	95,664	287,000	287,000	-97.04%
	2,836	95,664	95,664	317,000	317,000	-97.04%
<b>Car Parking Construction</b>						
C0035 Churchill Park Hardstand Area (Parking)	0	42,344	42,344	127,030	127,030	-100.00%
C0036 Lou Weston / King St Foreshore Car Parking	34,111	764	764	2,287	2,287	4364.74%
C0044 Meelup Coastal Nodes - Carpark upgrade	0	0	0	85,670	85,670	0.00%
C0047 Dunsborough Town Centre Carparking	60	0	0	1,350,000	1,350,000	0.00%
	34,171	43,108	43,108	1,564,987	1,564,987	-20.73%
<b>Bridges Construction</b>						
A0006 Roy Road - Bridge Construction - Bridge 3373A	0	0	0	69,000	69,000	0.00%
A0008 Layman Road Bridge - 3438	0	200,000	200,000	600,000	600,000	-100.00%
A0010 Queen Street Bridge 0240A	0	96,000	96,000	288,000	288,000	-100.00%
A0015 Metricup Road Bridge - 3354	0	0	0	912,000	912,000	0.00%
A0020 Ludlow Hithergreen Road Bridge - 3464	0	53,000	53,000	159,000	159,000	-100.00%
	0	349,000	349,000	2,028,000	2,028,000	-100.00%
<b>Cycleways Construction</b>						
F1008 Busseton Bypass - Strelly Street to Clydebank Avenue	0	18,100	18,100	54,304	54,304	-100.00%
F1011 Navigation Way Armitage Drive to Lanyard Boulevard	87	38,332	38,332	115,000	115,000	-99.77%
F1014 Busseton Bypass - Fairway to Kangaroo Gully	9,733	42,868	42,868	128,600	128,600	-77.30%
F1017 Busseton Bypass Cycleway (Clydebank to Grace Court)	0	74,996	74,996	225,000	225,000	-100.00%
F1018 Dunsborough Cycleway CBD to Our Lady of the Cape School	0	0	0	30,000	30,000	0.00%
	9,820	174,296	174,296	552,904	552,904	-94.37%
<b>Townscape Construction</b>						
C1024 Dunsborough Road Access Improvements Stage 1	350,131	164,000	164,000	492,000	492,000	113.49%
	350,131	164,000	164,000	492,000	492,000	113.49%
<b>Boat Ramps Construction</b>						
C1513 Port Geographe Boat Trailer Parking Layout Redevelopment	0	0	0	229,000	229,000	0.00%
	0	0	0	229,000	229,000	0.00%
<b>Beach Restoration</b>						
C2504 Groyne Construction	0	0	0	45,000	45,000	0.00%
C2512 Sand Re-Nourishment	70,229	0	0	110,000	110,000	0.00%
C2520 Coastal Protection Works	0	8,332	8,332	25,000	25,000	-100.00%
C2522 King Street Seawall	0	0	0	305,000	305,000	0.00%
	70,229	8,332	8,332	485,000	485,000	742.88%

**City of Busselton**

**Capital Acquisition Report**

**Property, Plant & Equipment, Infrastructure**

For the Period Ended 31 October 2016

Description	2016/17 Actual	2016/17 Amended Budget YTD	2016/17 Original Budget YTD	2016/17 Amended Budget	2016/17 Original Budget	2016/17 Budget YTD Variance
<b>Parks, Gardens &amp; Reserves</b>						
C3006 Playgrounds General - Replacement of playground equipment	0	11,668	11,668	35,000	35,000	-100.00%
C3014 Meeup Park - Fire Access Trail	0	0	0	20,000	20,000	0.00%
C3040 Churchill Park - Install Synthetic Wicket	8,058	6,000	6,000	18,000	18,000	34.30%
C3046 Dunsborough - BMX / Skatebowl	27,928	8,800	8,800	26,396	26,396	217.36%
C3122 Rails to Trails	0	0	0	100,000	100,000	0.00%
C3123 Geographe Leisure Centre - Landscaping	0	9,500	9,500	32,000	32,000	-100.00%
C3127 Whale Viewing Platform - Point Picquet	19,526	19,526	19,526	19,526	19,526	0.00%
C3130 Vasse Birchfields Bore	0	21,336	21,336	64,000	64,000	-100.00%
C3134 Vasse Community & Recreation Precinct - AFL Oval Stage 1	152,883	100,000	100,000	300,000	300,000	52.88%
C3136 Newtown Oval - Minor Upgrade of Existing Oval	0	3,248	3,248	9,745	9,745	-100.00%
C3143 NCC Infrastructure	0	4,368	4,368	13,100	13,100	-100.00%
C3145 Churchill Park Redevelopment - Irrigation	164	101,668	101,668	305,000	305,000	-99.84%
C3146 Dunsborough Town Centre	15,960	16,668	16,668	50,000	50,000	-4.25%
C3147 Busselton Foreshore - Extension to Mainline	0	50,000	50,000	150,000	150,000	-100.00%
C3154 Administration Building Landscaping Works	2,860	150,000	150,000	450,000	450,000	-98.09%
C3156 Meeup Capital Works - Unallocated	5,682	0	0	40,000	40,000	0.00%
C3157 Port Geographe - Landscaping Layman Road	0	0	0	10,000	10,000	0.00%
C3158 Port Geographe - Casurina Replacements on Layman Road	0	5,000	5,000	15,000	15,000	-100.00%
	233,060	507,782	507,782	1,657,767	1,657,767	-54.10%
<b>Cemetery Capital Works</b>						
C1605 Busselton Cemetery Infrastructure Upgrades	1,443	10,000	10,000	30,000	30,000	-85.57%
	1,443	10,000	10,000	30,000	30,000	-85.57%
<b>Beach Front Infrastructure Works</b>						
C1753 Eagle Bay Viewing Platform	0	7,668	7,668	23,000	23,000	-100.00%
	0	7,668	7,668	23,000	23,000	-100.00%
<b>Aged Housing - Infrastructure Works</b>						
C3451 Aged Housing Infrastructure (Upgrade)	0	20,000	20,000	20,000	20,000	-100.00%
	0	20,000	20,000	20,000	20,000	-100.00%
<b>Sanitation Infrastructure</b>						
C3479 New Cell Development	49,161	290,000	290,000	870,000	870,000	-83.05%
C3481 Transfer Station Development	1,702,539	759,408	759,408	2,278,223	2,278,223	124.19%
C3485 Site Rehabilitation - Busselton	67,051	83,332	83,332	250,000	250,000	-19.54%
C3487 Site Rehabilitation - Dunsborough	10,605	50,000	50,000	150,000	150,000	-78.79%
C3488 Busselton Transfer Station Provision of Scheme Water	0	133,332	133,332	400,000	400,000	-100.00%
	1,829,356	1,316,072	1,316,072	3,948,223	3,948,223	39.00%
<b>Airport Development</b>						
C6090 Parks & Gardens Airport Stage 2	0	115,000	115,000	345,000	345,000	-100.00%
C6091 Airport Construction Stage 2, Noise Management Plan	0	331,336	331,336	994,000	994,000	-100.00%
C6092 Airport Construction Stage 2, Airfield	0	8,333,332	8,333,332	25,000,000	25,000,000	-100.00%
C6093 Airport Construction Stage 2, Car Park & Access Roads	0	1,900,000	1,900,000	5,700,000	5,700,000	-100.00%
C6094 Airport Construction Stage 2, Jet Fuel	0	140,000	140,000	420,000	420,000	-100.00%
C6095 Airport Construction Stage 2, External Services	6,000	1,533,336	1,533,336	4,600,000	4,600,000	-99.61%
C6097 Airport Construction Stage 1B, Jet Fuel	0	204,888	204,888	614,659	614,659	-100.00%
C6099 Airport Development - Project Expenses	387,540	494,642	494,642	1,469,107	1,469,107	-21.65%
	393,540	13,052,534	13,052,534	39,142,766	39,142,766	-96.98%

City of Busseton

Capital Acquisition Report

Property, Plant & Equipment, Infrastructure

For the Period Ended 31 October 2016

Description	2016/17 Actual	2016/17 Amended Budget YTD	2016/17 Original Budget YTD	2016/17 Amended Budget	2016/17 Original Budget	2016/17 Budget YTD Variance
<b>Main Roads</b>						
S0035 Strelly Street	0	53,376	53,376	160,128	160,128	-100.00%
S0036 Tuart Drive	0	70,000	70,000	210,000	210,000	-100.00%
S0049 Layman Road	112	250,000	250,000	750,000	750,000	-99.96%
S0051 Causeway Road	24,894	50,000	50,000	150,000	150,000	-50.21%
S0064 Peel Terrace	3,998	144,572	144,572	433,719	433,719	-97.23%
S0065 Metricup Road	0	80,000	80,000	240,000	240,000	-100.00%
S0303 Earnshaw Road	0	5,332	5,332	16,000	16,000	-100.00%
S0304 Hale Street	0	24,332	24,332	73,000	73,000	-100.00%
S0305 Kempston Place	87	14,668	14,668	44,000	44,000	-99.41%
S0306 Moore Street	120	14,332	14,332	43,000	43,000	-99.16%
S0307 Redwood Close	0	5,332	5,332	16,000	16,000	-100.00%
S0308 Ringtail Retreat	0	12,000	12,000	36,000	36,000	-100.00%
S0309 Rivergum Place	0	8,668	8,668	26,000	26,000	-100.00%
S0310 Wallaby Gardens	120	10,000	10,000	30,000	30,000	-98.80%
S0311 Waratah Court	120	5,668	5,668	17,000	17,000	-97.88%
S0312 Whistler Cove	0	4,668	4,668	14,000	14,000	-100.00%
S0313 Cummins Court	120	5,076	5,076	15,223	15,223	-97.64%
	29,570	758,024	758,024	2,274,070	2,274,070	-96.10%
<b>Roads to Recovery</b>						
T0016 Puzey Road	142,651	437,176	437,176	1,311,526	1,311,526	-67.37%
T0063 Tom Cullity Drive	17,825	347,668	347,668	1,043,000	1,043,000	-94.87%
T0073 Hammond Road	441	39,000	39,000	117,000	117,000	-98.87%
T0074 Maxted Street	108,840	53,668	53,668	161,000	161,000	102.80%
T0075 Pelican Place	7,669	14,332	14,332	43,000	43,000	-46.49%
T0076 Roberts Road	3,807	42,668	42,668	128,000	128,000	-91.08%
	281,234	934,512	934,512	2,803,526	2,803,526	-69.91%
<b>Council Roads Initiative</b>						
W0005 Kalooup Road	3,807	56,000	56,000	168,000	168,000	-93.20%
W0019 Marine Terrace	0	34,336	34,336	103,000	103,000	-100.00%
W0028 Bus Bays & Shelters	10,345	1,240	1,240	3,720	3,720	734.27%
W0032 Chamber Road	0	11,332	11,332	34,000	34,000	-100.00%
W0044 Brash Road Yallingup	6,704	15,664	15,664	47,000	47,000	-57.20%
W0080 Bussett Highway	76,257	8,976	8,976	26,933	26,933	749.56%
W0100 Peel Terrace	0	8,668	8,668	26,000	26,000	-100.00%
W0128 Worgan Road	5,484	26,076	26,076	78,220	78,220	-78.97%
W0135 Bussett Highway - Norman Road Broadwater Intersection	25,946	11,120	11,120	33,359	33,359	133.33%
W0136 DAIP Issues District ACROD Bays, ramps, signs etc	6,758	15,000	15,000	45,000	45,000	-54.95%
W0150 Roe Terrace Busseton	0	13,336	13,336	40,000	40,000	-100.00%
W0159 David Drive Geographe	0	9,668	9,668	29,000	29,000	-100.00%
W0174 Owen Road	2,647	9,324	9,324	27,980	27,980	-71.61%
W0175 Scott Road	2,300	15,000	15,000	45,000	45,000	-84.67%
W0176 Signage (Alternate CBD Entry)	0	20,000	20,000	60,000	60,000	-100.00%
W0177 Strelly Street	0	20,000	20,000	60,000	60,000	-100.00%
W0178 Tompsett Road	2,176	18,932	18,932	56,800	56,800	-88.51%
W0179 Anthony Road	0	12,332	12,332	37,000	37,000	-100.00%
W0180 Beach Road	0	26,004	26,004	78,000	78,000	-100.00%
W0181 Blue Crescent	0	56,000	56,000	168,000	168,000	-100.00%
W0182 Capel-Tutunup	0	26,000	26,000	78,000	78,000	-100.00%
W0183 Carter Road	8,641	143,668	143,668	431,000	431,000	-93.99%
W0185 Elsegood Avenue	495	22,000	22,000	66,000	66,000	-97.75%
W0186 Grant Street	120	14,664	14,664	44,000	44,000	-99.18%
W0187 Luke Way	120	11,668	11,668	35,000	35,000	-98.97%
W0188 Macbeth Way	120	11,336	11,336	34,000	34,000	-98.94%
W0189 Melville Court	120	13,332	13,332	40,000	40,000	-99.10%
W0190 Miamup Road	896	73,332	73,332	220,000	220,000	-98.78%
W0191 Queen / Albert & West St / Bussett Left Turn Upgrades	0	25,000	25,000	75,000	75,000	-100.00%
W0192 Valley Road	444	16,664	16,664	50,000	50,000	-97.33%
W0193 Wardenup Crescent	6,436	15,004	15,004	45,000	45,000	-57.11%
W0194 William Place	197	12,000	12,000	36,000	36,000	-98.36%
W0195 Yallingup Beach Road	1,161	9,668	9,668	29,000	29,000	-87.99%
W0198 Senior Citizens Access Road (Peel Tee)	0	19,332	19,332	58,000	58,000	-100.00%
W0199 Roe Tee (Bunbury to Frederick) Unconstructed Road Reserve	0	6,668	6,668	20,000	20,000	-100.00%
	161,173	809,344	809,344	2,428,012	2,428,012	-80.09%
<b>Sub-Total Infrastructure</b>	<b>3,822,431</b>	<b>21,199,068</b>	<b>21,199,068</b>	<b>66,504,042</b>	<b>66,504,042</b>	<b>-81.97%</b>
<b>Grand Total - Capital Acquisitions</b>	<b>9,940,299</b>	<b>31,578,874</b>	<b>31,578,874</b>	<b>95,278,959</b>	<b>95,278,959</b>	

City of Busseton

**Reserves Movement Report**

For The Period Ending 31 October 2016

	2016/2017 Actual	2016/2017 Amended Budget YTD	2016/2017 Original Budget YTD	2016/2017 Amended Budget	2016/2017 Original Budget	2015/2016 Actual
	\$	\$	\$	\$	\$	\$
<b>100 Airport Infrastructure Renewal and Replacement Reserve</b>						
Accumulated Reserves at Start of Year	940,036.19	940,036.19	940,036.19	940,036.19	940,036.19	459,285.18
Interest transfer to Reserves	9,401.04	8,284.00	8,284.00	24,852.00	24,852.00	21,759.92
Transfer from Muni	142,672.00	142,672.00	142,672.00	428,012.00	428,012.00	501,621.21
Transfer to Muni	0.00	0.00	0.00	(42,630.00)	(42,630.00)	(42,630.12)
	<u>1,092,109.23</u>	<u>1,090,992.19</u>	<u>1,090,992.19</u>	<u>1,350,270.19</u>	<u>1,350,270.19</u>	<u>940,036.19</u>
<b>101 Asset Depreciation Reserve</b>						
Accumulated Reserves at Start of Year	2,573,603.88	2,573,603.88	2,573,603.88	2,573,603.88	2,573,603.88	2,546,023.36
Interest transfer to Reserves	0.00	0.00	0.00	0.00	0.00	72,401.89
Transfer to Muni	(2,573,603.88)	(2,573,603.88)	(2,573,603.88)	(2,573,603.88)	(2,573,603.88)	(44,821.37)
	<u>0.00</u>	<u>0.00</u>	<u>0.00</u>	<u>0.00</u>	<u>0.00</u>	<u>2,573,603.88</u>
<b>102 Beach Protection Reserve</b>						
Accumulated Reserves at Start of Year	1,768,390.03	1,768,390.03	1,768,390.03	1,768,390.03	1,768,390.03	1,494,337.28
Interest transfer to Reserves	15,572.56	16,408.00	16,408.00	49,224.00	49,224.00	51,149.12
Transfer from Muni	151,240.00	151,240.00	151,240.00	453,720.00	453,720.00	444,000.00
Transfer to Muni	0.00	0.00	0.00	(447,500.00)	(447,500.00)	(221,096.37)
	<u>1,935,202.59</u>	<u>1,936,038.03</u>	<u>1,936,038.03</u>	<u>1,823,834.03</u>	<u>1,823,834.03</u>	<u>1,768,390.03</u>
<b>107 Corporate IT System Programme</b>						
Accumulated Reserves at Start of Year	132,062.14	132,062.14	132,062.14	132,062.14	132,062.14	128,259.45
Interest transfer to Reserves	1,146.31	1,304.00	1,304.00	3,912.00	3,912.00	3,802.69
	<u>133,208.45</u>	<u>133,366.14</u>	<u>133,366.14</u>	<u>135,974.14</u>	<u>135,974.14</u>	<u>132,062.14</u>
<b>110 Jetty Maintenance Reserve</b>						
Accumulated Reserves at Start of Year	2,306,653.49	2,306,653.49	2,306,653.49	2,306,653.49	2,306,653.49	2,094,712.96
Interest transfer to Reserves	17,779.79	19,428.00	19,428.00	58,284.00	58,284.00	76,168.46
Transfer from Muni	0.00	0.00	0.00	1,182,454.00	1,182,454.00	1,154,259.75
Transfer to Muni	0.00	0.00	0.00	(622,870.00)	(622,870.00)	(1,018,487.68)
	<u>2,324,433.28</u>	<u>2,326,081.49</u>	<u>2,326,081.49</u>	<u>2,924,521.49</u>	<u>2,924,521.49</u>	<u>2,306,653.49</u>
<b>111 Legal Expenses Reserve</b>						
Accumulated Reserves at Start of Year	530,592.71	530,592.71	530,592.71	530,592.71	530,592.71	309,205.83
Interest transfer to Reserves	4,609.56	5,224.00	5,224.00	15,672.00	15,672.00	10,742.38
Transfer from Muni	0.00	0.00	0.00	0.00	0.00	210,644.50
	<u>535,202.27</u>	<u>535,816.71</u>	<u>535,816.71</u>	<u>546,264.71</u>	<u>546,264.71</u>	<u>530,592.71</u>
<b>112 Long Service Leave Reserve</b>						
Accumulated Reserves at Start of Year	2,604,471.00	2,604,471.00	2,604,471.00	2,604,471.00	2,604,471.00	2,204,037.00
Interest transfer to Reserves	0.00	0.00	0.00	0.00	0.00	67,424.94
Transfer from Muni	0.00	0.00	0.00	0.00	0.00	596,880.21
Transfer to Muni	(2,604,471.00)	(2,604,471.00)	(2,604,471.00)	(2,604,471.00)	(2,604,471.00)	(263,871.15)
	<u>0.00</u>	<u>0.00</u>	<u>0.00</u>	<u>0.00</u>	<u>0.00</u>	<u>2,604,471.00</u>
<b>114 City Car Parking and Access Reserve</b>						
Accumulated Reserves at Start of Year	427,856.90	427,856.90	427,856.90	427,856.90	427,856.90	198,114.86
Interest transfer to Reserves	4,050.47	4,216.00	4,216.00	12,648.00	12,648.00	12,628.28
Transfer from Muni	136,008.00	136,008.00	136,008.00	408,020.00	408,020.00	379,365.00
Transfer to Muni	0.00	0.00	0.00	(804,170.00)	(804,170.00)	(162,249.24)
	<u>567,915.37</u>	<u>568,080.90</u>	<u>568,080.90</u>	<u>44,354.90</u>	<u>44,354.90</u>	<u>427,856.90</u>
<b>115 Plant Replacement Reserve</b>						
Accumulated Reserves at Start of Year	2,810,578.75	2,810,578.75	2,810,578.75	2,810,578.75	2,810,578.75	2,425,054.89
Interest transfer to Reserves	25,186.13	27,588.00	27,588.00	82,764.00	82,764.00	81,917.52
Transfer from Muni	183,332.00	183,332.00	183,332.00	550,000.00	550,000.00	702,330.00
Transfer to Muni	0.00	0.00	0.00	(1,134,000.00)	(1,134,000.00)	(398,723.66)
	<u>3,019,096.88</u>	<u>3,021,498.75</u>	<u>3,021,498.75</u>	<u>2,309,342.75</u>	<u>2,309,342.75</u>	<u>2,810,578.75</u>

City of Busseton

**Reserves Movement Report**

For The Period Ending 31 October 2016

	2016/2017 Actual	2016/2017 Amended Budget YTD	2016/2017 Original Budget YTD	2016/2017 Amended Budget	2016/2017 Original Budget	2015/2016 Actual
	\$	\$	\$	\$	\$	\$
<b>116 Professional Development Reserve</b>						
Accumulated Reserves at Start of Year	77,905.02	77,905.02	77,905.02	77,905.02	77,905.02	74,239.77
Interest transfer to Reserves	0.00	0.00	0.00	0.00	0.00	3,017.55
Transfer from Muni	0.00	0.00	0.00	0.00	0.00	60,000.00
Transfer to Muni	(77,905.02)	(77,905.02)	(77,905.02)	(77,905.02)	(77,905.02)	(59,352.30)
	0.00	0.00	0.00	0.00	0.00	77,905.02
<b>117 Road Asset Renewal Reserve</b>						
Accumulated Reserves at Start of Year	328,823.05	328,823.05	328,823.05	328,823.05	328,823.05	118,257.47
Interest transfer to Reserves	0.00	0.00	0.00	0.00	0.00	22,424.25
Transfer from Muni	0.00	0.00	0.00	0.00	0.00	1,101,785.00
Transfer to Muni	(328,823.05)	(328,823.05)	(328,823.05)	(328,823.05)	(328,823.05)	(913,643.67)
	0.00	0.00	0.00	0.00	0.00	328,823.05
<b>119 Sick Pay Incentive Reserve</b>						
Accumulated Reserves at Start of Year	144,552.59	144,552.59	144,552.59	144,552.59	144,552.59	143,876.51
Interest transfer to Reserves	0.00	0.00	0.00	0.00	0.00	3,381.67
Transfer from Muni	0.00	0.00	0.00	0.00	0.00	3,627.42
Transfer to Muni	(144,552.59)	(144,552.59)	(144,552.59)	(144,552.59)	(144,552.59)	(6,333.01)
	0.00	0.00	0.00	0.00	0.00	144,552.59
<b>120 Strategic Projects Reserve</b>						
Accumulated Reserves at Start of Year	216,612.01	216,612.01	216,612.01	216,612.01	216,612.01	185,993.80
Interest transfer to Reserves	1,940.15	2,136.00	2,136.00	6,408.00	6,408.00	5,618.21
Transfer from Muni	8,332.00	8,332.00	8,332.00	25,000.00	25,000.00	25,000.00
Transfer to Muni	0.00	0.00	0.00	(60,000.00)	(60,000.00)	0.00
	226,884.16	227,080.01	227,080.01	188,020.01	188,020.01	216,612.01
<b>121 Waste Management Facility and Plant Reserve</b>						
Accumulated Reserves at Start of Year	7,613,254.10	7,613,254.10	7,613,254.10	7,613,254.10	7,613,254.10	8,134,428.23
Interest transfer to Reserves	61,851.42	55,228.00	55,228.00	165,684.00	165,684.00	288,437.31
Transfer from Muni	1,019,940.00	1,019,940.00	1,019,940.00	3,059,810.00	3,059,810.00	2,626,835.44
Transfer to Muni	0.00	0.00	0.00	(4,439,723.00)	(4,439,723.00)	(3,436,446.88)
	8,694,845.52	8,688,422.10	8,688,422.10	6,399,025.10	6,399,025.10	7,613,254.10
<b>122 Port Geographe Development Reserve</b>						
Accumulated Reserves at Start of Year	1,654,121.43	1,654,121.43	1,654,121.43	1,654,121.43	1,654,121.43	569,370.66
Interest transfer to Reserves	14,354.93	16,252.00	16,252.00	48,756.00	48,756.00	24,679.87
Transfer from Muni	0.00	0.00	0.00	0.00	0.00	1,066,000.00
Transfer to Muni	0.00	0.00	0.00	(245,510.00)	(245,510.00)	(5,929.10)
	1,668,476.36	1,670,373.43	1,670,373.43	1,457,367.43	1,457,367.43	1,654,121.43
<b>123 Port Geographe Waterways Management Reserve (SAR)</b>						
Accumulated Reserves at Start of Year	3,454,443.12	3,454,443.12	3,454,443.12	3,454,443.12	3,454,443.12	3,265,183.14
Interest transfer to Reserves	30,397.09	34,080.00	34,080.00	102,240.00	102,240.00	98,070.29
Transfer from Muni	56,948.00	56,948.00	56,948.00	170,847.00	170,847.00	391,189.69
Transfer to Muni	0.00	0.00	0.00	(305,000.00)	(305,000.00)	(300,000.00)
	3,541,788.21	3,545,471.12	3,545,471.12	3,422,530.12	3,422,530.12	3,454,443.12
<b>124 Workers Compensation Contingency Reserve</b>						
Accumulated Reserves at Start of Year	273,142.25	273,142.25	273,142.25	273,142.25	273,142.25	265,277.30
Interest transfer to Reserves	2,455.42	2,696.00	2,696.00	8,088.00	8,088.00	7,864.95
Transfer from Muni	13,600.00	13,600.00	13,600.00	40,800.00	40,800.00	0.00
Transfer to Muni	0.00	0.00	0.00	(20,000.00)	(20,000.00)	0.00
	289,197.67	289,438.25	289,438.25	302,030.25	302,030.25	273,142.25
<b>126 Provenge Landscape Maintenance Reserve (SAR)</b>						
Accumulated Reserves at Start of Year	835,855.66	835,855.66	835,855.66	835,855.66	835,855.66	676,765.29
Interest transfer to Reserves	7,630.70	8,164.00	8,164.00	24,492.00	24,492.00	22,654.23
Transfer from Muni	48,396.00	48,396.00	48,396.00	145,190.00	145,190.00	136,436.14
Transfer to Muni	0.00	0.00	0.00	(117,120.00)	(117,120.00)	0.00
	891,882.36	892,415.66	892,415.66	888,417.66	888,417.66	835,855.66

**City of Busseton**

**Reserves Movement Report**

For The Period Ending 31 October 2016

	2016/2017 Actual	2016/2017 Amended Budget YTD	2016/2017 Original Budget YTD	2016/2017 Amended Budget	2016/2017 Original Budget	2015/2016 Actual
	\$	\$	\$	\$	\$	\$
<b>127 Infrastructure Development Reserve</b>						
Accumulated Reserves at Start of Year	2,007,644.66	2,007,644.66	2,007,644.66	2,007,644.66	2,007,644.66	2,311,812.74
Interest transfer to Reserves	14,992.11	24,612.00	24,612.00	73,836.00	73,836.00	74,547.89
Transfer from Muni	179,388.00	179,388.00	179,388.00	538,171.00	538,171.00	633,740.00
Transfer to Muni	0.00	0.00	0.00	(804,945.00)	(804,945.00)	(1,012,455.97)
	<u>2,202,024.77</u>	<u>2,211,644.66</u>	<u>2,211,644.66</u>	<u>1,814,706.66</u>	<u>1,814,706.66</u>	<u>2,007,644.66</u>
<b>128 Vasse Newtown Landscape Maintenance Reserve (SAR)</b>						
Accumulated Reserves at Start of Year	470,759.51	470,759.51	470,759.51	470,759.51	470,759.51	406,921.35
Interest transfer to Reserves	4,083.87	4,576.00	4,576.00	13,728.00	13,728.00	14,524.93
Transfer from Muni	53,496.00	53,496.00	53,496.00	160,489.00	160,489.00	152,009.48
Transfer to Muni	0.00	0.00	0.00	(273,785.00)	(273,785.00)	(102,696.25)
	<u>528,339.38</u>	<u>528,831.51</u>	<u>528,831.51</u>	<u>371,191.51</u>	<u>371,191.51</u>	<u>470,759.51</u>
<b>130 Locke Estate Reserve</b>						
Accumulated Reserves at Start of Year	64,000.00	64,000.00	64,000.00	64,000.00	64,000.00	0.00
Interest transfer to Reserves	805.11	592.00	592.00	1,776.00	1,776.00	0.00
Transfer from Muni	0.00	0.00	0.00	60,000.00	60,000.00	64,000.00
	<u>64,805.11</u>	<u>64,592.00</u>	<u>64,592.00</u>	<u>125,776.00</u>	<u>125,776.00</u>	<u>64,000.00</u>
<b>131 Busseton Community Resource Centre</b>						
Accumulated Reserves at Start of Year	92,178.36	92,178.36	92,178.36	92,178.36	92,178.36	63,513.21
Interest transfer to Reserves	867.78	900.00	900.00	2,700.00	2,700.00	2,384.86
Transfer from Muni	9,008.00	9,008.00	9,008.00	27,020.00	27,020.00	26,280.29
	<u>102,054.14</u>	<u>102,086.36</u>	<u>102,086.36</u>	<u>121,898.36</u>	<u>121,898.36</u>	<u>92,178.36</u>
<b>132 CBD Enhancement Reserve</b>						
Accumulated Reserves at Start of Year	50,404.28	50,404.28	50,404.28	50,404.28	50,404.28	14,489.92
Interest transfer to Reserves	521.01	496.00	496.00	1,488.00	1,488.00	1,114.36
Transfer from Muni	11,600.00	11,600.00	11,600.00	34,800.00	34,800.00	34,800.00
	<u>62,525.29</u>	<u>62,500.28</u>	<u>62,500.28</u>	<u>86,692.28</u>	<u>86,692.28</u>	<u>50,404.28</u>
<b>133 Election, Valuation and Corporate Expenses Reserve</b>						
Accumulated Reserves at Start of Year	174,169.07	174,169.07	174,169.07	174,169.07	174,169.07	35,798.78
Interest transfer to Reserves	1,940.50	1,716.00	1,716.00	5,148.00	5,148.00	3,475.49
Transfer from Muni	58,140.00	58,140.00	58,140.00	174,420.00	174,420.00	206,000.00
Transfer to Muni	0.00	0.00	0.00	(72,000.00)	(72,000.00)	(71,105.20)
	<u>234,249.57</u>	<u>234,025.07</u>	<u>234,025.07</u>	<u>281,737.07</u>	<u>281,737.07</u>	<u>174,169.07</u>
<b>134 Civic and Administration Centre Construction Reserve</b>						
Accumulated Reserves at Start of Year	12,782,915.12	12,782,915.12	12,782,915.12	12,782,915.12	12,782,915.12	18,501,923.83
Interest transfer to Reserves	81,787.27	97,424.00	97,424.00	194,850.00	194,850.00	466,958.22
Transfer to Muni	(4,100,000.00)	(7,000,000.00)	(7,000,000.00)	(12,977,765.00)	(12,977,765.00)	(6,185,966.93)
	<u>8,764,702.39</u>	<u>5,880,339.12</u>	<u>5,880,339.12</u>	<u>0.12</u>	<u>0.12</u>	<u>12,782,915.12</u>
<b>136 Airport Marketing Reserve</b>						
Accumulated Reserves at Start of Year	196,000.00	196,000.00	196,000.00	196,000.00	196,000.00	0.00
Interest transfer to Reserves	2,465.68	1,492.00	1,492.00	4,476.00	4,476.00	0.00
Transfer from Muni	0.00	0.00	0.00	0.00	0.00	196,000.00
	<u>198,465.68</u>	<u>197,492.00</u>	<u>197,492.00</u>	<u>200,476.00</u>	<u>200,476.00</u>	<u>196,000.00</u>
<b>Various Building Asset Renewal Reserve</b>						
Accumulated Reserves at Start of Year	1,493,038.06	1,493,038.06	1,493,038.06	1,493,038.06	1,493,038.06	1,409,407.53
Interest transfer to Reserves	12,199.91	15,356.00	15,356.00	46,068.00	46,068.00	48,784.11
Transfer from Muni	119,667.77	119,667.77	119,667.77	119,667.77	119,667.77	500,000.00
Transfer to Muni	0.00	0.00	0.00	(408,022.00)	(408,022.00)	(465,153.58)
	<u>1,624,905.74</u>	<u>1,628,061.83</u>	<u>1,628,061.83</u>	<u>1,250,751.83</u>	<u>1,250,751.83</u>	<u>1,493,038.06</u>
<b>Various Community Development Contribution Reserve</b>						
Interest transfer to Reserves	54,545.27	0.00	0.00	0.00	0.00	0.00
Transfer from Muni	7,425,550.50	7,164,543.94	7,164,543.94	7,964,543.94	7,964,543.94	0.00
Transfer to Muni	0.00	0.00	0.00	(2,053,075.00)	(2,053,075.00)	0.00
	<u>7,480,095.77</u>	<u>7,164,543.94</u>	<u>7,164,543.94</u>	<u>5,911,468.94</u>	<u>5,911,468.94</u>	<u>0.00</u>

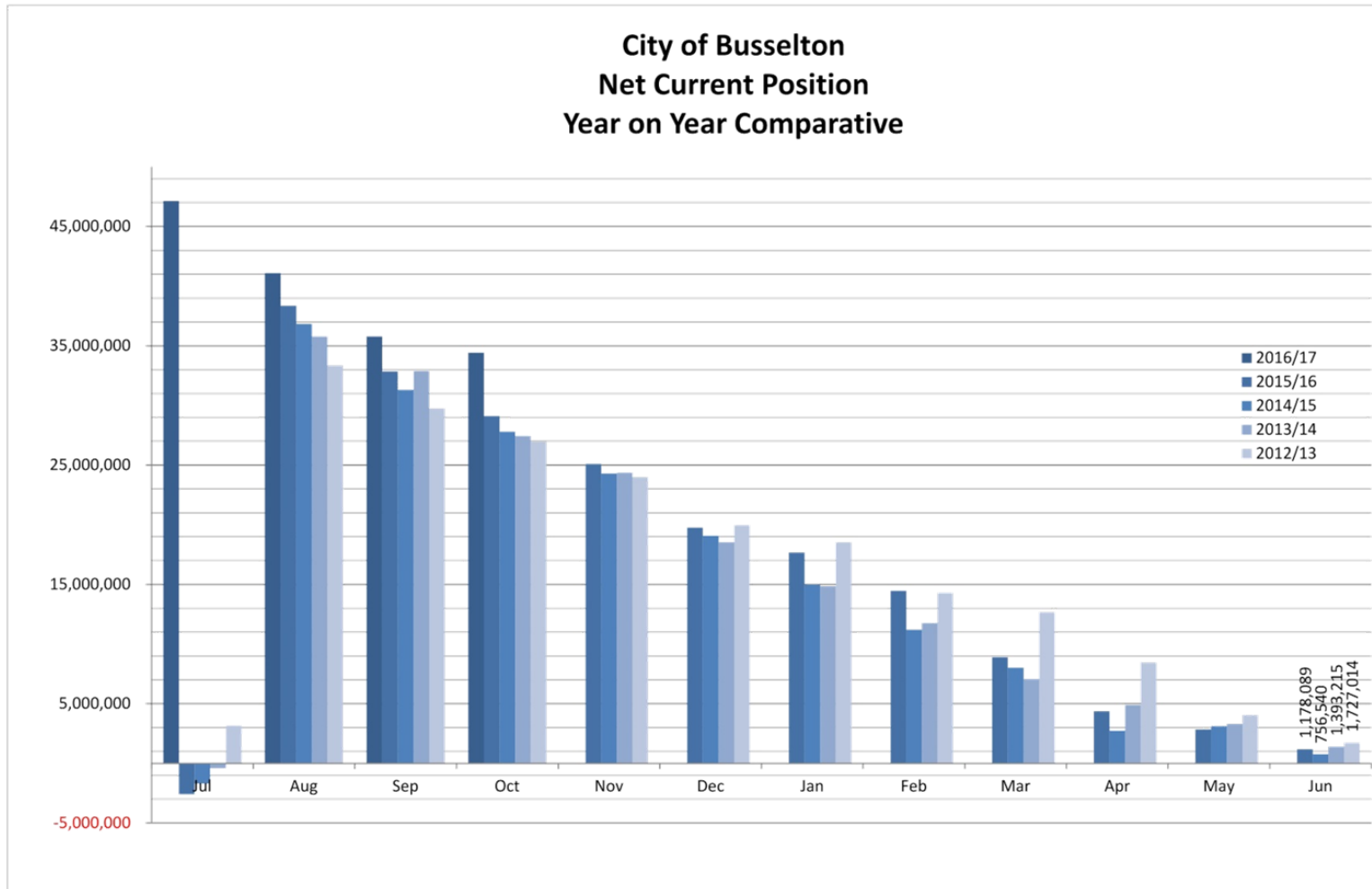
City of Busseton

Reserves Movement Report

For The Period Ending 31 October 2016

	2016/2017 Actual	2016/2017 Amended Budget YTD	2016/2017 Original Budget YTD	2016/2017 Amended Budget	2016/2017 Original Budget	2015/2016 Actual
	\$	\$	\$	\$	\$	\$
<b>Various Busseton Area Drainage and Waterways Improvement Reserve</b>						
Interest transfer to Reserves	4,428.07	0.00	0.00	0.00	0.00	0.00
Transfer from Muni	594,564.05	383,803.62	383,803.62	383,803.62	383,803.62	0.00
Transfer to Muni	0.00	0.00	0.00	(85,000.00)	(85,000.00)	0.00
	<u>598,992.12</u>	<u>383,803.62</u>	<u>383,803.62</u>	<u>298,803.62</u>	<u>298,803.62</u>	<u>0.00</u>
<b>Various Employee Entitlement Reserve</b>						
Interest transfer to Reserves	26,108.01	21,980.00	21,980.00	65,940.00	65,940.00	0.00
Transfer from Muni	2,886,092.61	2,886,092.61	2,886,092.61	3,004,428.61	3,004,428.61	0.00
Transfer to Muni	0.00	0.00	0.00	(616,104.00)	(616,104.00)	0.00
	<u>2,912,200.62</u>	<u>2,908,072.61</u>	<u>2,908,072.61</u>	<u>2,454,264.61</u>	<u>2,454,264.61</u>	<u>0.00</u>
<b>Various Infrastructure Asset Renewal Reserve</b>						
Interest transfer to Reserves	25,012.10	27,272.00	27,272.00	81,816.00	81,816.00	0.00
Transfer from Muni	3,416,714.93	3,416,714.93	3,416,714.93	4,445,284.93	4,445,284.93	0.00
Transfer to Muni	0.00	0.00	0.00	(3,793,467.00)	(3,793,467.00)	0.00
	<u>3,441,727.03</u>	<u>3,443,986.93</u>	<u>3,443,986.93</u>	<u>733,633.93</u>	<u>733,633.93</u>	<u>0.00</u>
<b>Various Joint Venture Aged Housing Reserve</b>						
Interest transfer to Reserves	5,410.36	0.00	0.00	0.00	0.00	0.00
Transfer from Muni	726,457.38	726,457.38	726,457.38	831,057.38	831,057.38	0.00
	<u>731,867.74</u>	<u>726,457.38</u>	<u>726,457.38</u>	<u>831,057.38</u>	<u>831,057.38</u>	<u>0.00</u>
<b>Total Cash Back Reserves</b>	<b><u>53,867,197.70</u></b>	<b><u>50,461,512.09</u></b>	<b><u>50,461,512.09</u></b>	<b><u>36,274,411.09</u></b>	<b><u>36,274,411.09</u></b>	<b><u>46,024,063.38</u></b>
<b>Summary Reserves</b>						
Accumulated Reserves at Start of Year	46,024,063.38	46,024,063.38	46,024,063.38	46,024,063.38	46,024,063.38	49,145,982.34
Interest transfer to Reserves	431,342.62	397,424.00	397,424.00	1,094,850.00	1,094,850.00	1,485,933.39
Transfer from Muni	17,241,147.24	16,769,380.25	16,769,380.25	24,207,539.25	24,207,539.25	11,212,802.13
Transfer to Muni	(9,829,355.54)	(12,729,355.54)	(12,729,355.54)	(35,052,041.54)	(35,052,041.54)	(15,820,654.48)
<b>Closing Balance</b>	<b><u>53,867,197.70</u></b>	<b><u>50,461,512.09</u></b>	<b><u>50,461,512.09</u></b>	<b><u>36,274,411.09</u></b>	<b><u>36,274,411.09</u></b>	<b><u>46,024,063.38</u></b>







**CITY OF BUSSELTON - INVESTMENT PERFORMANCE REPORT**  
For the month of October 2016



**11am Bank Account** As at 31 October 2016

INSTITUTION	RATE	AMOUNT
ANZ 11am At Call Deposit	1.45%	\$ 5,000,000

**Term Deposits - Miscellaneous Funds** As at 31 October 2016

INSTITUTION	RATING	DAYS	MATURITY	RATE	AMOUNT
NAB	AA	180	01-Nov-16	3.02%	\$ 3,000,000
ANZ	AA	92	05-Nov-16	2.63%	\$ 4,500,000
Westpac	AA	185	16-Nov-16	2.85%	\$ 1,500,000
NAB	AA	182	21-Nov-16	2.96%	\$ 4,000,000
NAB	AA	182	28-Nov-16	2.98%	\$ 4,500,000
Bank of Queensland	BBB	183	09-Dec-16	2.95%	\$ 2,000,000
ANZ	AA	91	09-Dec-16	2.57%	\$ 2,500,000
NAB	AA	150	15-Dec-16	2.92%	\$ 1,500,000
ANZ	AA	154	19-Dec-16	2.70%	\$ 2,000,000
CBA	AA	91	04-Jan-17	2.51%	\$ 2,000,000
Westpac	AA	122	06-Jan-17	2.75%	\$ 4,000,000
Rural Bank	A	120	09-Feb-17	2.60%	\$ 1,500,000
ANZ	AA	153	16-Feb-17	2.59%	\$ 3,500,000
ANZ	AA	125	27-Feb-17	2.57%	\$ 3,000,000
Bendigo	A	181	14-Mar-17	2.50%	\$ 1,000,000
Westpac	AA	213	22-Mar-17	2.67%	\$ 1,500,000
Westpac	AA	151	30-Mar-17	2.70%	\$ 4,500,000
ANZ	AA	212	01-Apr-17	2.56%	\$ 3,500,000
NAB	AA	212	06-Apr-17	2.65%	\$ 5,000,000
NAB	AA	270	05-May-17	2.78%	\$ 3,000,000
NAB	AA	270	19-May-17	2.63%	\$ 3,000,000
Westpac	AA	273	06-Jun-17	2.70%	\$ 5,000,000
Bendigo	A	365	06-Sep-17	2.75%	\$ 3,000,000
Westpac	AA	365	06-Sep-17	2.90%	\$ 5,000,000

**Total of Term Deposits \$ 73,500,000**

**Foreshore Development Funds** As at 31 October 2016

WA Treasury Corp. - Overnight Cash Deposit Facility	1.45%	\$ 1,512,274
Please note an additional \$2,722,403.61 is being held within the pool of term deposit funds		
		<b>\$ 1,512,274</b>

**Airport Redevelopment Funds** As at 31 October 2016

WA Treasury Corp. - Overnight Cash Deposit Facility	1.45%	\$ -
WA Treasury Corp. - State Bonds 34 Days	1.56%	\$ 29,956,470
WA Treasury Corp. - State Bonds 182 Days	1.88%	\$ 7,085,441

**Total of Airport Redevelopment Funds - WATC \$ 37,041,911**

Westpac	AA	92	05-Nov-16	2.80%	\$ 4,000,000
---------	----	----	-----------	-------	--------------

**Total of Airport Redevelopment Funds - Bank Term Deposits \$ 4,000,000**

ANZ Cash Account	AA	NA	NA	1.50%	\$ 5,233,496
------------------	----	----	----	-------	--------------

**Total of Airport Redevelopment Funds - Other \$ 5,233,496**

**Total of Airport Redevelopment Funds \$ 46,275,407**

Interest Received 2015/16 \$ 609,666

Interest Received 2016/17 \$ 640,460

Interest Accrued but not yet Received \$ 33,277

**Total Interest Airport Funds as at month's end \$ 1,283,403**

(Note: Funds held with the WATC are in accordance with the Airport Redevelopment Funding Contract and are not held within the requirements of the City's Investment Policy 218)

**SUMMARY OF ALL INVESTMENTS HELD**

	As at 1 year ago	As at 30 June 2016	As at 31 October 2016
11am Bank Account	\$ 5,000,000	\$ 10,500,000	\$ 5,000,000
Term Deposits - Misc. Funds	\$ 75,500,000	\$ 56,000,000	\$ 73,500,000
Foreshore Development Funds - WATC	\$ -	\$ 4,198,927	\$ 1,512,274
Airport Redevelopment - WATC Deposits	\$ 46,041,080	\$ 36,458,479	\$ 37,041,911
Airport Redevelopment - Bank Term Deposit	\$ -	\$ 4,000,000	\$ 4,000,000
Airport Redevelopment - Other Funds	\$ -	\$ 5,176,467	\$ 5,233,496
<b>Total of all Investments Held</b>	<b>\$ 126,541,080</b>	<b>\$ 116,333,873</b>	<b>\$ 126,287,681</b>

**TOTAL INTEREST RECEIVED AND ACCRUED \$ 605,070 \$ 1,889,516 \$ 588,694**

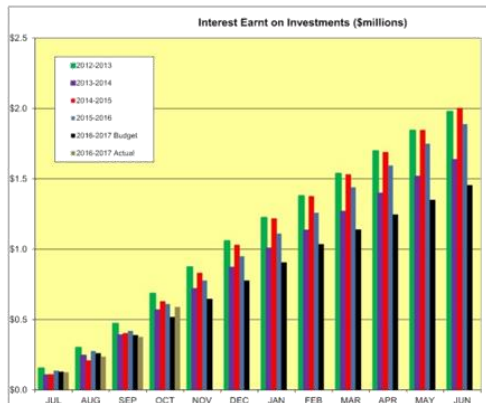
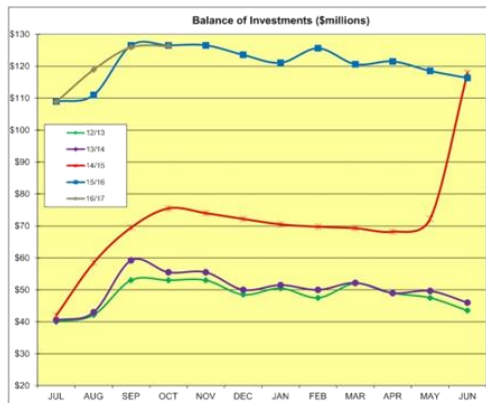
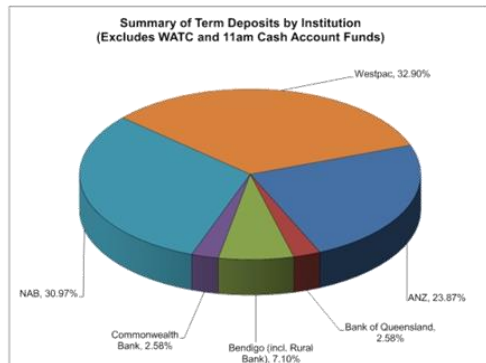
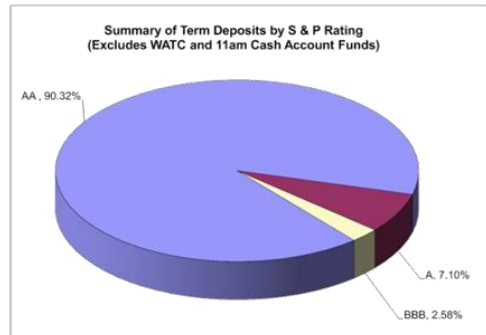
**INTEREST BUDGET \$ 579,168 \$ 1,737,500 \$ 517,424**

(Note: Interest figures relate to City general funds only and does not include interest allocated to specific areas such as the Airport Redevelopment)

**Statement of Compliance with Council's Investment Policy 218**

- All funds are to be invested within legislative limits. **Fully Compliant**
- All individual funds held within the portfolio are not to exceed a set percentage of the total portfolio value. **Fully Compliant**
- The amount invested based upon the Fund's Rating is not to exceed the set percentages of the total portfolio. **Fully Compliant**
- The amount invested based upon the Investment Horizon is not to exceed the set percentages of the total portfolio. **Fully Compliant**

**Investment Graphs**



6.4 BUDGET PLANNING AND REPORTING

<b>SUBJECT INDEX:</b>	Budget Planning and Reporting
<b>STRATEGIC OBJECTIVE:</b>	An organisation that is managed effectively and achieves positive outcomes for the community.
<b>BUSINESS UNIT:</b>	Finance and Corporate Services
<b>ACTIVITY UNIT:</b>	Financial Services
<b>REPORTING OFFICER:</b>	Manager Financial Services - Kim Dolzadelli
<b>AUTHORISING OFFICER:</b>	Director, Finance and Corporate Services - Cliff Frewing
<b>VOTING REQUIREMENT:</b>	Absolute Majority
<b>ATTACHMENTS:</b>	Attachment A Appendix A Schedule of Requested Budget Amendments <a href="#">↓</a>

**PRÉCIS**

This report seeks recommendation of the Finance Committee to Council for the approval of budget amendments as detailed in the attached "Appendix A Schedule of Requested Budget Amendments". Adoption of the Officers recommendation will result in an Amended Budgeted Surplus Position of \$70,892.

**BACKGROUND**

Council adopted its 2016/2017 Municipal Budget on Thursday 21 July 2016.

Since the adoption of the Municipal Budget Council Officers have successfully applied for Grant funding and contributions to enhance the activities and infrastructure opportunities for Council and its Community.

In all 20 grants and contributions at a total value of \$10,828,185.70 have been successfully applied for as follows:

<b>Business Activity Unit</b>	<b>Funding Organisation</b>	<b>Grant / Project Title / Details</b>	<b>Grant</b>
Busselton Airport	Tourism Western Australia - Perth - TWA1617007	BMRRRA Airline Engagement Working Group - Airline Engagement Consultant	177,100
Busselton Airport	Federal Grant – Community Development Grants Program	Upgrade of Busselton-Margaret River Regional Airport	9,779,765
Community Services	The Good Guys Discount Warehouse Busselton	Sponsorship Package for Battle of the Bands 2017	1,000
Community Services	Government of WA - Deputy Premier of WA, Minister for Police, Road Safety, Training & Workforce Development, Women's Interests & Cabinet	Road Safety Community Grant - Battle of the Bands 2017 - 45-43743	1,000

Community Services	Government of Western Australia - Local Government Community Services, Seniors & Volunteering, Youth	Youth Activities Grants Program - Battle of the Bands 2017 - 57-00204	5,000
Community Services	Government of Western Australia - Local Government Community Services, Seniors & Volunteering, Youth	Country Local Government Fund - Youth Development Scholarship - Senior Customer Information Officer	10,000
Community Services	Government of Western Australia - Local Government Community Services, Seniors & Volunteering, Youth	Country Local Government Fund - Youth Development Traineeship Program	19,610
Cultural Planning	Department of Infrastructure & Regional Development - Stronger Communities Programme - SCP2001230	Railway House Interpretive Display cabinets, lights and research for Ballarat Engine, Timber industry & Rails to Trails network	13,825
Engineering & Works	Keep Australia Beautiful National Assoc Ltd	Public Place Recycling Bin Project - Beverage Container	13,001.70
Geographe Leisure Centre	The Pod Education & Care Services Activity Grant	GLC - Implement Marketing Strategies & Purchase Program Support Software	4,000
Geographe Leisure Centre	Government of Western Australia - Department of Sport & Recreation	Geographe Leisure Centre - Pool Revitalisation Program (CPRP) 2016/17 Funding Round	32,000
Health Department	Shire of Capel	CLAG Funding - EPBC Referral Fee 2016/7780	7,352
Environmental Services	South West Catchment Council	Weed control, feral animal control, installation of interpretive signage and limestone sheeting of a section of dieback infected firebreak track in the south west corner of the Carburnup Reserve	13,500
Environmental Services	Coastwest grant	Implementing dieback management measures along the Meelup coast.	26,540
Ranger Services – Fire Protection	Local Government Grants Scheme - DFES	Vasse Bushfire Brigade 3.4 Urban Tanker	518,200

Ranger Services	Local Government Grants Scheme - DFES	SES vehicle	70,600
Ranger Services – Fire Protection	Local Government Grants Scheme - DFES	Building Improvements Vasse Bushfire Brigade	45,500
Ranger Services – Fire Protection	Local Government Grants Scheme - DFES	Reimbursement ESL Levy Brigades – increased funding from \$160,790 to \$180,000	19,210
Ranger Services – Fire Protection	Local Government Grants Scheme - DFES	Bushfire Brigade Reimbursement Prior Period Adjustments	69,820
Ranger Services	Local Government Grants Scheme - DFES	Busselton Branch SES Reimbursement Prior Period Adjustments	1,162
<b>Total</b>			<b>10,828,185.70</b>

### STATUTORY ENVIRONMENT

Section 6.8 of the Local Government Act refers to expenditure from the municipal fund that is not included in the annual budget. In the context of this report, where no budget allocation exists, expenditure is not to be incurred until such time as it is authorised in advance, by an absolute majority decision of the Council.

### RELEVANT PLANS AND POLICIES

There are multiple Plans and Policies that support the proposed Budget Amendments.

### FINANCIAL IMPLICATIONS

Budget amendments being sought will result in an increase of Budget Surplus from \$0.00 to \$70,982, this is due to the reimbursement by DFES of over expenditure items which occurred in the 2015/2016 Financial year that at the time were funded by Councils Municipal Budget.

The two items are Ranger Services- Fire Protection Bushfire Brigade Reimbursement Prior Period Adjustments \$69,820 and Ranger Services - Branch SES Reimbursement Prior Period Adjustments \$1,162.

### Long-term Financial Plan Implications

A small number of the grants and contributions may not be fully expended in the current financial year and any unspent funding and matching expenditure may need to be incorporated in to the 2017/2018 Municipal Budget.

## STRATEGIC COMMUNITY OBJECTIVES

### Caring and Inclusive Community

- 1.1 A community where people feel safe, empowered, included and enjoy a sense of good health and wellbeing.
- 1.2 A community that provides opportunities for our youth to learn, grow, work and become healthy adults.

### Well Planned, Vibrant and Active Places

- 2.1 A City where the community has access to quality cultural, recreation, and leisure facilities and services.
- 2.3 Infrastructure assets that are well maintained and responsibly managed to provide for future generations.

### Connected City

- 4.2 A community that is well connected to its neighbours and the broader world.

### Cared for and Enhanced Environment

- 5.1 Our natural environment is cared for and enhanced for the enjoyment of the community and visitors

### Open and Collaborative Leadership

- 6.2 Governance systems that deliver responsible, ethical and accountable decision making.
- 6.3 An organisation that is managed effectively and achieves positive outcomes for the community.

## RISK ASSESSMENT

There is a risk to the City, as there is with all projects undertaken, that the final cost could exceed budget. If this looks to be the case Council will be notified so a suitable offset / project scope back can be identified.

## CONSULTATION

The Author has consulted with effected Coordinators, Managers and Senior Executive regarding the attached Requested Budget amendments.

## OFFICER COMMENT

The Budget Amendments being sought are the result of successful applications for grants and contributions that enhance the activities and infrastructure opportunities for Council and its Community. The Officer commends these requested Budget Amendments to the Finance Committee for consideration.

The following summary is provided with respect to each of individual grants/contributions for the above items:

Business Activity Unit	Funding Organisation	Grant / Project Title / Details	Grant
Busselton Airport	Tourism Western Australia - Perth - TWA1617007	BMRRR Airline Engagement Working Group - Airline Engagement Consultant	177,100

**BACKGROUND**

The City was successful in receiving \$177,100 in grant funding from Tourism WA to engage an Airline Engagement Consultant over a three year period. In 2016/17 the City will receive two instalments of \$45,950, \$91,900 in total with the balance of grant to be included in future Budgets. To date one instalment has been received.

**PLANNED EXPENDITURE ITEMS**

\$45,950 has been expended and the remaining \$45,950 is to be expended in March 2017. Funding over the next two financial years will be included in future budget preparations.

**PROPOSED OUTCOME**

The City has engaged a three Consulting through a formal RFT process to provide airline engagement services, including the preparation of business cases and pitch proposals to airlines, as part of the Busselton Margaret River Airport Development Project. The RFT term is for 2 years plus 1 year option commencing 1st September 2016.

<b>Business Activity Unit</b>	<b>Funding Organisation</b>	<b>Grant / Project Title / Details</b>	<b>Grant</b>
Busselton Airport	Federal Grant – Community Development Grants Program	Upgrade of Busselton-Margaret River Regional Airport	9,779,765

**BACKGROUND**

The above grant builds onto a commitment of \$59.95 million project budget which is comprised of contributions of \$45.9 million from the WA State Government Royalties for Regions fund; \$10 million from the Department of Transport's Regional Airport Development Scheme; \$3.5 million City of Busselton; \$300,000 South West Development Commission and \$250,000 Tourism Western Australia towards interstate passenger flights.

**PLANNED EXPENDITURE ITEMS**

Expansion of the Busselton-Margaret River Regional Airport to support international air freight export opportunities.

**PROPOSED OUTCOME**

This project will provide regional business with access to markets. It will achieve the creation of a facility that supports the agribusiness sector, enabling a supply chain hub that will service the whole South West of Western Australia. Raising the standard of the runway and taxiways will facilitate air freight services, adding significant value to the overall airport capacity upgrade that will see the expansion of passenger services.

<b>Business Activity Unit</b>	<b>Funding Organisation</b>	<b>Grant / Project Title / Details</b>	<b>Grant</b>
Community Services	The Good Guys Discount Warehouse Busselton	Sponsorship Package for Battle of the Bands 2017	1,000

Community Services	Government of WA - Deputy Premier of WA, Minister for Police, Road Safety, Training & Workforce Development, Women's Interests & Cabinet	Road Safety Community Grant - Battle of the Bands 2017 - 45-43743	1,000
Community Services	Government of Western Australia - Local Government Community Services, Seniors & Volunteering, Youth	Youth Activities Grants Program - Battle of the Bands 2017 - 57-00204	5,000

## BACKGROUND

The Busselton YAC (Youth Advisory Council) and the City's Youth Services will conduct the 2017 Battle of Bands community event over a three (3) day period in mid-January 2017.

An additional \$7,000 (as per the table above) has been secured in direct cash grants from the Department of Local Government and the Communities, a Road Safety community grant and corporate sponsorship from the Good Guys Busselton. Other key project partners include Sonup Studios, the Esplanade Hotel, the Cancer Council and Headspace Bunbury.

## PLANNED EXPENDITURE ITEMS

Expenditure for the project will be centred on hiring of equipment and personnel to ensure the staging of a professional event. Items such additional Public Amplifier, sound, staging, seating and lighting equipment is required to make this a reality. In addition key personnel will be hired such as Videographers, photographers and security to ensure all event elements are covered.

## PROPOSED OUTCOME

Young local musicians will be given the opportunity to show case their musical talents at this free community event, in an encouraging open atmosphere for families and youth to embrace youth culture and community participation. The event will also opportunities for young people to learn and develop life skills to help them get to where they want to be.

Business Activity Unit	Funding Organisation	Grant / Project Title / Details	Grant
Community Services	Government of Western Australia - Local Government Community Services, Seniors & Volunteering, Youth	Country Local Government Fund - Youth Development Scholarship - Senior Customer Information Officer	10,000

## BACKGROUND

The purpose of the grant is for the City of Busselton to provide a Youth Development Traineeship through our Building Services business unit that enables a young person under the age of 30 to develop long-term employment skills and to expose them to future employment opportunities and networks within local government.

The City of Busselton Workforce Plan identifies attracting and retaining skilled workforce as critical to ensuring the service quality and achieving long term sustainability.



The total cost of the Traineeship is estimated at \$14,431.45 of which the City of Busselton will use the \$10,000 grant to support payment of course fees and the participant will contribute the balance of cost.

#### **PLANNED EXPENDITURE ITEMS**

The City of Busselton will in effect auspice this grant by providing payment up to the grant value for course fees to the approved training body being the Institute of Building Technology Western Australia Trading as Builders Training of WA.

#### **PROPOSED OUTCOME**

The participant, whom currently works for the City of Busselton, will achieve an Advanced Diploma of Building Surveying.

<b>Business Activity Unit</b>	<b>Funding Organisation</b>	<b>Grant / Project Title / Details</b>	<b>Grant</b>
Community Services	Government of Western Australia - Local Government Community Services, Seniors & Volunteering, Youth	Country Local Government Fund - Youth Development Traineeship Program	19,610

#### **BACKGROUND**

The purpose of the grant is for the City of Busselton to provide a Youth Development Traineeship through our Community Services business unit that enables a young person under the age of 30 to develop long-term employment skills and to expose them to future employment opportunities and networks within local government. Funding of \$19,610 has been secured through the Department of Local Government and Communities for wages and training courses fees.

#### **PLANNED EXPENDITURE ITEMS**

Subject to a successful recruitment and employment process, the goal of staff within the Community Services business unit is to commence employment of the Trainee for a 12 month period from 1st February 2017 – 31st January 2018. Subsequent to the starting date, City Officers will be in direct contact with a local training provider to enrol in a Certificate level traineeship course that as a minimum will include a Certificate III in Community Services.

The project Budget is Wages – (Community Services) \$15,000 and Training Course Fees \$4,610.

#### **PROPOSED OUTCOME**

Trainee's role - to assist the Community Development team;

- Identify community needs using a variety of methods including community consultation and then contribute to the development of strategies to meet those needs.
- Contribute to the development of community development and social planning policy, programs and action plans commensurate with and which give effect to Council's strategic objectives.
- Assist in facilitating Council sanctioned community events and functions.

<b>Business Activity Unit</b>	<b>Funding Organisation</b>	<b>Grant / Project Title / Details</b>	<b>Grant</b>
Cultural Planning	Department of Infrastructure & Regional Development - Stronger Communities Programme - SCP2001230	Railway House Interpretive Display cabinets, lights and research for Ballarat Engine, Timber industry & Rails to Trails network	13,825

## BACKGROUND

City received funding for Railway House Interpretive Display cabinets, lights for tracking and restoration and moving of the Ballarat Engine.

The City of Busselton has allocated \$100,000 to total interpretation works.

Total: \$113,825

## PLANNED EXPENDITURE ITEMS (FIGURES INC GST)

Railway House fit out:

- Southern Restoration / sandblasting and painting (\$4,500 expended)
- RCM Rigging Pty / moving the engine and re-installing (\$3,250 expended)
- South West Machining Centre / final works to engine in-situ (\$1,200 – December 2016)
- Aura Lighting / lights for track lighting (\$7,000 December 2016 – January 2017)
- Cabinet maker (not selected as yet) / 4 display cabinets (\$10,000 December 2016-January 2017)

## PROPOSED OUTCOME

Completion of Ballarat engine works, lighting for interpretation installed, display cabinets for interpretation items for timber industry at Railway House.

<b>Business Activity Unit</b>	<b>Funding Organisation</b>	<b>Grant / Project Title / Details</b>	<b>Grant</b>
Engineering & Works	Keep Australia Beautiful National Assoc Ltd	Public Place Recycling Bin Project - Beverage Container	13,001.70

## BACKGROUND

There are currently no recycling bins installed in public areas. While the City had previously installed recycling bins at the foreshore and in some restricted areas within the Central Business District, the outcome was not satisfactory in respect to the quality of the materials collected because of the amounts of contamination found therein.

The City has therefore decided to trial a new model of recycling in some high profile public places, where properly enclosed bins would be placed, with clear, graphic communication to convey instructions about what materials shall be recycled. Hence, part of this trial involves the design, development, supply and installation of public bin enclosures and the City has successfully applied for a grant from Keep Australia Beautiful.

**PLANNED EXPENDITURE ITEMS**

The design stage of the project is already being undertaken and we expect the supply and installation of the bins to occur in December this year.

**PROPOSED OUTCOME**

The City intends to have up to 10 recycling bin enclosures and bins installed in various public places at the Busselton foreshore. The exact number, specifications and location of the bins and bin enclosures is still to be finalised prior to final installation and servicing.

The benefit to the Community will be the possibility of extending recycling activities to public areas, as a means of providing recycling education to the public and thus contributing to better waste management practices. These ties in with the objective of diverting waste from landfill and improving recycling rates, in line with State waste management policy and Community expectations.

<b>Business Activity Unit</b>	<b>Funding Organisation</b>	<b>Grant / Project Title / Details</b>	<b>Grant</b>
Geographe Leisure Centre	The Pod Education & Care Services Activity Grant	GLC - Implement Marketing Strategies & Purchase Program Support Software	4,000

**BACKGROUND**

The grant funding will be used for operational purposes and marketing support for the GLC and NCC vacation care services.

**PLANNED EXPENDITURE ITEMS**

Expenditure will be on manufacture of calendar fridge magnets, roadside banners and some specific vacation care software IT.

**PROPOSED OUTCOME**

The expected outcomes are sustainability of the programs and increased communication with parents through an applicable vacation care software program.

<b>Business Activity Unit</b>	<b>Funding Organisation</b>	<b>Grant / Project Title / Details</b>	<b>Grant</b>
Geographe Leisure Centre	Government of Western Australia - Department of Sport & Recreation	Geographe Leisure Centre - Pool Revitalisation Program (CPRP) 2016/17 Funding Round	32,000

**BACKGROUND**

\$32,000 received Ex GST which is part of a 3 year forward planning grant from the Department of Sport and Recreation Community Pools Revitalisation Program. (\$32,000 is held over from last year's grant in a restricted assets account)

### PLANNED EXPENDITURE ITEMS

Expenditure is likely to be on part payment of resurfacing of the pools at GLC. This will be subject to an engineer's report currently underway as well as a master plan which will be completed 2017.

### PROPOSED OUTCOME

Expected outcome is a contribution towards the refurbishment of the pools at GLC which are currently in need of repair /maintenance /possible replacement dependant on the recommendations of the engineers report and master plan.

Business Unit	Activity	Funding Organisation	Grant / Project Title / Details	Grant
Health Department		Shire of Capel	CLAG Funding - EPBC Referral Fee 2016/7780	7,352

### BACKGROUND

The City of Busselton belongs to a Contiguous Local Authority Group (CLAG) together with the Shire of Capel and the Department of Health for the purpose of mosquito management. An MOU exists between the members of the CLAG and each year the City applies for funding support from the Department of Health to implement portions of the City's mosquito management strategy. Traditionally this funding includes the provision of the helicopter to conduct aerial larviciding, purchase of mosquito control chemicals and communications. Additionally, within 2016 the City has been required to renew the federal licence for mosquito treatments to occur within the Vasse-Wonnerup wetlands. This application resulted in a \$7,352 application fee which was subsequently made available to the City through the Department of Health grant process. Currently all grant funded expenditure is made through a centralised account held by the Shire of Capel but as the federal Department of Environment required the payment of the application to come from the local government from which the application was submitted, this budget amendment reflects the transfer of grant money from the Shire of Capel to the City of Busselton to support this process

### PLANNED EXPENDITURE ITEMS

The City has been required to renew the federal licence for mosquito treatments to occur within the Vasse-Wonnerup wetlands. This application resulted in a \$7,352 application fee which was subsequently made available to the City through the Department of Health grant process.

### PROPOSED OUTCOME

The application to the federal Department of Environment allows for the consideration of whether the actions employed to treat the internationally recognised RAMSAR classified Vasse-Wonnerup wetlands for mosquito control are to be deemed controlled or non-controlled actions as defined within the Environment Protection and Biodiversity Conservation Act 1999. The City has applied for the assessment to be completed on a non-controlled basis which if supported will remove the complexity surrounding the treatment of this wetland going forward. Should this application not be supported, further information will be submitted to the Department of Environment for assessment as a controlled action as defined.

<b>Business Activity Unit</b>	<b>Funding Organisation</b>	<b>Grant / Project Title / Details</b>	<b>Grant</b>
Environmental Services	South West Catchment Council	Weed control, feral animal control, installation of interpretive signage and limestone sheeting of a section of dieback infected firebreak track in the south west corner of the Carburnup Reserve	13,500

## BACKGROUND

The Carburnup Reserve 38583 is a vegetated bushland with high regional conservation values and the Carburnup *Reserve Management Plan 2002*, was developed specifically to protect the Reserves conservation values for the benefit of future generations.

The reserve comprises 31 Ha, located near the Carburnup town site and is a 'C' class Reserve vested with the City for the purpose of 'Parkland'. The Carburnup Reserve Management Plan guides the community based 'Friends of Carburnup Reserve Group' to undertake activities and to care for the reserve.

## PLANNED EXPENDITURE ITEMS

Grant to be utilised for weed control, feral animal control, installation of interpretive signage and limestone sheeting of a section of dieback infected firebreak track in the south west corner of the Carburnup Reserve.

## PROPOSED OUTCOME

The City has received a South West Catchment Council grant of \$13,500, to assist the implementation of weed control, feral animal control, installation of interpretive signage and limestone sheeting of a section of dieback infected firebreak track in the south west corner of the Carburnup Reserve.

<b>Business Activity Unit</b>	<b>Funding Organisation</b>	<b>Grant / Project Title / Details</b>	<b>Grant</b>
Environmental Services	Coastwest grant	Implementing dieback management measures along the Meelup coast.	26,540

## BACKGROUND

Meelup regional Park was initially surveyed for Phytophthora Dieback in 1994, and a subsequent dieback interpretation report in 2013, indicated that 25.5% of the Park was infected with Phytophthora cinnamomi, 61% is uninfested with the remainder Park is identified as unprotectable. Consequently, a major component of the strategy to constrain this disease involves managing access and soil-disturbance activities within native vegetation. Knowledge of the occurrence of the disease in the landscape is also an essential prerequisite to formulating suitable hygiene management practices.

## PLANNED EXPENDITURE ITEMS

The City has received approval for a Coastwest grant of \$29,488 for the purpose of implementing dieback management measures along the Meelup coast, \$26,540, will be received during the current 2016/17 Budget period, to assist the efforts to manage the spread of dieback within Meelup Regional Park. The balance of this grant, \$2,949, will be received during the 2017/18 financial year.

## PROPOSED OUTCOME

The Coastwest grant will assist the Meelup regional Park Management Committee to build on current dieback knowledge and enhance dieback control activities.

This project includes the installation of dieback hygiene stations for walkers at key locations, dieback signage and markers, limestone sheeting of tracks to prevent the spread of dieback and phosphite treatment for the protection of vulnerable species.

Business Activity Unit	Funding Organisation	Grant / Project Title / Details	Grant
Ranger Services – Fire Protection	Local Government Grants Scheme - DFES	Vasse Bushfire Brigade 3.4 Urban Tanker	518,200
Ranger Services	Local Government Grants Scheme - DFES	SES vehicle	70,600
Ranger Services – Fire Protection	Local Government Grants Scheme - DFES	Building Improvements Vasse Bushfire Brigade	45,500
Ranger Services – Fire Protection	Local Government Grants Scheme - DFES	Reimbursement ESL Levy Brigades – increased funding from \$160,790 to \$180,000	19,210
Ranger Services – Fire Protection	Local Government Grants Scheme - DFES	Bushfire Brigade Reimbursement Prior Period Adjustments	69,820
Ranger Services	Local Government Grants Scheme - DFES	Busselton Branch SES Reimbursement Prior Period Adjustments	1,162

## BACKGROUND

The Emergency Services Levy provides funds through the Local Government Grants Scheme (LGGs) to local government by way of grants to fund operating and Capital/plant expenditure incurred as part of the provision of bushfire brigade service for the community and also for the provision of the State Emergency Service in Busselton.

The release of the LGGs capital and operating grants grant acquittal deadlines do not align with Council's budget preparation timelines, therefore a combination of historical and current data used to estimate the likely Volunteer Bush Fire Brigade (VBFB) and State Emergency Services (SES) operating revenue and expenditure for consideration in the preparation of Council's 2016/17 Budget. Should there be a variation between the final LGGs 2016/17 allocation and Councils adopted budget, then it is necessary to report these variations to the Council.

The 2016/17 LGGs allocation which are discussed further in this report includes the allocation and reimbursement of operational funding for the VBFB and SES, the provision of funds for upgrading to the Vasse VBFB buildings and for the purchase of vehicles.

**PLANNED EXPENDITURE ITEMS**

<b>Ranger Services- Fire Protection DFES</b>	
<b>Description</b>	<b>Amount</b>
Brigade allocation (multiple cost codes)	19,210
Vasse Bush Fire Brigade Appliance Bay	45,500
Vasse Bushfire Brigade 3.4 Urban Tanker	518,200
SES Vehicle replacement	70,600

**PROPOSED OUTCOME**

The operating reimbursement funding provided to the City under the LGGs ensures the City's approximately 550 volunteer bushfire brigade members are provided with essential equipment and all the necessary protective clothing to enable fire fighters to perform their duties during a fire incident.

The capital component of the LGGs grant offer, will enable the construction of a new appliance bay for the Vasse VBFB is part of the ongoing improvement of bushfire brigade facilities and these works can be completed in the current financial year.

Council's approval is sought to accept this funding and document it within the City's financial management system via a budget adjustment.

**CONCLUSION**

Council's approval is sought to amend the budget as per the details contained in this report. Upon approval the proposed works will be planned, organized and completed, where works are unable to be completed in the current financial year appropriate carryovers will be included in the Draft 2017/2018 Municipal Budget.

**OPTIONS**

The Council could decide not to go ahead with any or all of the proposed budget amendment requests.

**TIMELINE FOR IMPLEMENTATION OF OFFICER RECOMMENDATION**

Should the Officer Recommendation be endorsed, the associated budget amendment will be processed within a month of being approved.

**OFFICER RECOMMENDATION****ABSOLUTE MAJORITY DECISION OF COUNCIL REQUIRED**

That the Finance Committee recommends to Council endorsement of Appendix A Schedule of Requested Budget Amendments, resulting in an Amended Budgeted Surplus Position of \$70,892.

City of Busselton - Appendix A Schedule of Requested Budget Amendments - Finance Committee Meeting 8 December 2016

Item #	Account	Description	Classification	Current Budget	Proposed Amended Budget	Increase Decrease	Increase in Available Cash	Decrease in Available Cash	Amended Budget Running Balance	Comment
1		Original Budgeted Closing Surplus				0	0	0	0	Actual
2		Amended Budget Closing Surplus				0	0	0	0	Actual
3	341.1151.1239.0000	Grant - Tourism Western Australia - Perth - TWA1617007	Operating Income	0.00	(91,900.00)	(91,900.00)	(91,900.00)	0	(91,900.00)	Grant Funding for Busselton Margaret River Airport Development Project
4	341.11151.3260.9650	Airport Operations Consultancy	Operating Expenditure		91,900.00	91,900.00	0	91,900.00	0.00	BMRRA Airline Engagement Working Group - Airline Engagement Consultant
5	345.C6099.1221.0000	Federal Grant - Community Development Grants Prog	Capital Income		(9,779,765.00)	(9,779,765.00)	(9,779,765.00)	0	(9,779,765.00)	
6	345.C6092.3280.0000	Airport Construction Stage 2 - Airfield	Capital Expenditure	25,000,000.00	33,779,765.00	8,779,765.00	0	8,779,765.00	(1,000,000.00)	
7	345.B9716.3280.0000	Airport Terminal Stage 2	Capital Expenditure	0.00	1,000,000.00	1,000,000.00	0	1,000,000.00	0.00	
8	330.10530.1239.0000	Community Services Operating Grants& Subsidies	Operating Income	(26,000.00)	(33,000.00)	(7,000.00)	(7,000.00)	0	(7,000.00)	Grants - Road Safety Community Grants \$1,000, Good Guys Contibition \$1,000 and Youth Activities Grant \$5,000.
9	330.10530.3413.0000	Community Services Youth Services Program and Activities	Operating Expenditure	30,000.00	37,000.00	7,000.00	0	7,000.00	0.00	Battle of the Bands Youth Project
10	320.10521.1505.0000	HR/Payroll Reimbursement of conference and Training Expenses	Operating Income	(5,180.00)	(19,790.00)	(14,610.00)	(14,610.00)	0	(14,610.00)	Course componet of grant Country Local Government Fund - Youth Development Scholarship - Senior Customer Information Officer \$10,000 and Communities Services Traineeship \$4,610
11	330.10530.1231.0000	Community Services - Traineeship grant - Salaries component	Operating Income	0.00	(15,000.00)	(15,000.00)	(15,000.00)	0	(29,610.00)	Salaries component of Grant - Community Services Traineeship
12	320.10521.3082.0000	HR/Payroll Training Expenses	Operating Expenditure	326,500.00	341,110.00	14,610.00	0	14,610.00	(15,000.00)	Training "Advanced Dip. Of Building Surveying" and Community Services Traineeship
13	330.10530.3001.0000	Community Services Administration - Salaries	Operating Expenditure	226,717.00	241,717.00	15,000.00	0	15,000.00	0.00	Salaries componet of Community Services Traineeship
14	120.B1357.1221.0000	Grant Department of Infrastructure & Regional Development - Stronger Communities Programme	Capital Income	0.00	(13,825.00)	(13,825.00)	(13,825.00)	0	(13,825.00)	Grant Funding Railway House Interpretive Display
15	120.B1357.7743.0000	Major Projects Railway House	Capital Expenditure	100,000.00	113,825.00	13,825.00	0	13,825.00	0.00	Railway House Interpretive Display cabinets, lights and research for Ballaarat Engine, Timber industry & Rails to Trails network
16	524.G0024.1239.0000	Waste Management - Recycling Grants and Operating Subsiiies	Operating Income	0.00	(13,001.70)	(13,001.70)	(13,001.70)	0	(13,001.70)	Grant - Keep Australia Beautiful National Assoc Ltd
17	524.G0024.3280.0000	Waste Management - Recycling Contactors (Inc Contract Staff)	Operating Expenditure	88,200.00	93,200.00	5,000.00	0	5,000.00	(8,001.70)	Public Place Recycling Bin Project - Beverage Container
18	524.G0024.3498.0000	Waste Management - Recycling - Materials	Operating Expenditure	10,000.00	18,002.00	8,002.00	0	8,002.00	0.30	Public Place Recycling Bin Project - Beverage Container
19	336.10591.1239.0000	GLC Operating Grants and Subsidies	Operating Income	0.00	(4,000.00)	(4,000.00)	(4,000.00)	0	(3,999.70)	The Pod Education & Care Services Activity Grant
20	336.10591.3623.0000	GLC Marketing and Promotion	Operating Expenditure	23,944.00	27,944.00	4,000.00	0	4,000.00	0.30	GLC - Implement Marketing Strategies & Purchase Program Support Software
21	336.C3123.1213.0000	GLC Grants	Capital Income	0.00	(32,000.00)	(32,000.00)	(32,000.00)	0	(31,999.70)	Grant Government of Western Australia - Department of Sport & Recreation
22	336.C3123.3300.0000	GLC Plant and Equipment	Capital Expenditure	32,000.00	64,000.00	32,000.00	0	32,000.00	0.30	Geographe Leisure Centre - Pool Revitalisation Program (CPRP) 2016/17 Funding Round
23	440.10922.1239.0000	Preventative Services - Mosquitoes - Operating Grants and Subsidies	Operating Income	0.00	(7,352.00)	(7,352.00)	(7,352.00)	0	(7,351.70)	CLAG Funding - EPBC Referral Fee 2016/7780
24	440.10922.3260.0000	Preventative Services - Mosquitoes - Consultancy	Operating Expenditure	12,000.00	19,352.00	7,352.00	0	7,352.00	0.30	Environment Protection and Biodiversity Conservation Act 1999 licence application fee
25	421.10850.1239.0000	Environmental Planning Operating Grants and Subsidies	Operating Income	(41,862.00)	(55,362.00)	(13,500.00)	(13,500.00)	0	(13,499.70)	Grant - South West Catchment Council
26	421.10850.3280.0000	Enviromental Planning Contractors (Inc Contract Staff)	Operating Expenditure	92,100.00	102,600.00	10,500.00	0	10,500.00	(2,999.70)	Weed control, feral animal control, installation of interpretive signage and limestone sheeting of a section of dieback infected firebreak track in the south west corner of the Carburnup Reserve
27	421.10850.3498.0000	Enviromental Planning - Purchase of Materials	Operating Expenditure	24,900.00	27,900.00	3,000.00	0	3,000.00	0.30	Weed control, feral animal control, installation of interpretive signage and limestone sheeting of a section of dieback infected firebreak track in the south west corner of the Carburnup Reserve



City of Busselton - Appendix A Schedule of Requested Budget Amendments - Finance Committee Meeting 8 December 2016

Item #	Account	Description	Classification	Current Budget	Proposed Amended Budget	Increase Decrease	Increase in Available Cash	Decrease in Available Cash	Amended Budget Running Balance	Comment
28	425.11170.1239.0000	Meelup Regional Park Operating Grants and Subsidies	Operating Income	(21,050.00)	(47,590.00)	(26,540.00)	(26,540.00)	0	(26,539.70)	Grant Coastwest
29	421.11170.3186.0000	Meelup Regional Park Recreations Reserves Mtc	Operating Expenditure	184,270.00	209,210.00	24,940.00	0	24,940.00	(1,599.70)	Implementing dieback management measures along the Meelup coast.
30	421.10850.3498.0000	Meelup Regional Park Purchasde of Materials	Operating Expenditure	0.00	1,600.00	1,600.00	0	1,600.00	0.30	Implementing dieback management measures along the Meelup coast.
31	441.10940.1506.0000	Ranger Services- Fire Protection Reimbursement ESL Levy Brigades	Operating Expenditure	(160,790.00)	(180,000.00)	(19,210.00)	(19,210.00)	0	(19,209.70)	Reimbursement ESL Levy Brigades -- increased funding from \$160,790 to \$180,000
32	441.10940.1517.0000	Ranger Services- Fire Protection Bushfire Brigade Reimbursement Prior Period Adjustments	Operating Income	0.00	(69,820.00)	(69,820.00)	(69,820.00)	0	(89,029.70)	Bushfire Brigade Reimbursement Prior Period Adjustments - Funded from Municipal Funds 2015/2016
33	441.B1029.1517.0000	Ranger Services- Busselton Branch SES Reimbursement Prior Period Adjustments	Operating Income	0.00	(1,162.00)	(1,162.00)	(1,162.00)	0	(90,191.70)	Busselton Branch SES Reimbursement Prior Period Adjustments - Funded from Municipal Funds 2015/2016
34	441.B9113.1215.0000	Ranger Services- Fire Protection Vasse Bushfire Brigade Appliance Bay	Capital Income		(45,500.00)	(45,500.00)	(45,500.00)	0	(135,691.70)	Grant Building Improvements Vasse Bushfire Brigade
35	441.B1023.1270.0000	Ranger Services- Fire Protection Vasse Bushfire Brigade 3.4 Urban Tanker	Capital Income		(518,200.00)	(518,200.00)	(518,200.00)	0	(653,891.70)	Grant/Donated Asset Vasse Bushfire Brigade 3.4 Urban Tanker
36	441.B1029.1270.0000	Ranger Services- SES Vehicle replacement	Capital Income		(70,600.00)	(70,600.00)	(70,600.00)	0	(724,491.70)	Grant/Donated Asset SES vehicle
37	441.B1010.3406.0000	Ranger Services Ambergate Bushfire Brigade Fire Safety Materials	Operating Expenditure	350.00	998.00	648.00	0	648.00	(723,843.70)	Increase in avialable funding
38	441.B1013.3406.0000	Ranger Services Dunsborough Bushfire Brigade Fire Safety Materials	Operating Expenditure	2,100.00	5,985.00	3,885.00	0	3,885.00	(719,958.70)	Increase in avialable funding
39	441.B1014.3406.0000	Ranger Services Eagle Bay Bushfire Brigade Fire Safety Materials	Operating Expenditure	750.00	2,138.00	1,388.00	0	1,388.00	(718,570.70)	Increase in avialable funding
40	441.B1015.3406.0000	Ranger Services Hithergreen District Bushfire Brigade Fire Safety Materials	Operating Expenditure	360.00	1,026.00	666.00	0	666.00	(717,904.70)	Increase in avialable funding
41	441.B1016.3406.0000	Ranger Services Jarrahood Bushfire Brigade Fire Safety Materials	Operating Expenditure	240.00	684.00	444.00	0	444.00	(717,460.70)	Increase in avialable funding
42	441.B1018.3406.0000	Ranger Services Kaloorup Bushfire Brigade Fire Safety Materials	Operating Expenditure	560.00	1,596.00	1,036.00	0	1,036.00	(716,424.70)	Increase in avialable funding
43	441.B1019.3406.0000	Ranger Services Metricup Bushfire Brigade Fire Safety Materials	Operating Expenditure	780.00	2,224.00	1,444.00	0	1,444.00	(714,980.70)	Increase in avialable funding
44	441.B1020.3406.0000	Ranger Services North Acton Park Bushfire Brigade Fire Safety Materials	Operating Expenditure	680.00	1,938.00	1,258.00	0	1,258.00	(713,722.70)	Increase in avialable funding
45	441.B1021.3406.0000	Ranger Services South Acton Park Bushfire Brigade Fire Safety Materials	Operating Expenditure	680.00	1,938.00	1,258.00	0	1,258.00	(712,464.70)	Increase in avialable funding
46	441.B1022.3406.0000	Ranger Services Sussex Bushfire Brigade Fire Safety Materials	Operating Expenditure	780.00	2,224.00	1,444.00	0	1,444.00	(711,020.70)	Increase in avialable funding
47	441.B1023.3406.0000	Ranger Services Vasse Bushfire Brigade Fire Safety Materials	Operating Expenditure	780.00	2,224.00	1,444.00	0	1,444.00	(709,576.70)	Increase in avialable funding
48	441.B1024.3406.0000	Ranger Services Wilyabrup Bushfire Brigade Fire Safety Materials	Operating Expenditure	760.00	2,167.00	1,407.00	0	1,407.00	(708,169.70)	Increase in avialable funding
49	441.B1025.3406.0000	Ranger Services Yallingup Coastal Bushfire Brigade Fire Safety Materials	Operating Expenditure	780.00	2,224.00	1,444.00	0	1,444.00	(706,725.70)	Increase in avialable funding
50	441.B1026.3406.0000	Ranger Services Yallingup Rural Bushfire Brigade Fire Safety Materials	Operating Expenditure	780.00	2,224.00	1,444.00	0	1,444.00	(705,281.70)	Increase in avialable funding
51	441.B9113.3260.0000	Vasse Bush Fire Brigade Appliance Bay	Capital Expenditure	0.00	45,500.00	45,500.00	0	45,500.00	(659,781.70)	Building Improvements Vasse Bushfire Brigade
52	441.B1023.7723.0000	Vasse Bushfire Brigade 3.4 Urban Tanker	Capital Expenditure	0.00	518,200.00	518,200.00	0	518,200.00	(141,581.70)	Vasse Bushfire Brigade 3.4 Urban Tanker
53	441.B1029.7723.0000	SES Vehicle replacement	Capital Expenditure	0.00	70,600.00	70,600.00	0	70,600.00	(70,981.70)	SES vehicle
							(a)	(b)	(a) - (b)	
Total Change						(70,982)	(10,742,986)	10,672,004	(70,982)	
Current Surplus Position						0				
Proposed Amended Budget Surplus						(70,982)				

7. **GENERAL DISCUSSION ITEMS**

8. **NEXT MEETING DATE**

To be advised.

9. **CLOSURE**