



Finance Committee Agenda

21 July 2016

ALL INFORMATION AVAILABLE IN VARIOUS FORMATS ON REQUEST


CITY OF BUSSELTON

MEETING NOTICE AND AGENDA – 21 JULY 2016

TO: THE MAYOR AND COUNCILLORS

NOTICE is given that a meeting of the Finance Committee will be held in the Meeting Room One, Community Resource Centre, 21 Cammilleri Street, Busselton on Thursday, 21 July 2016, commencing at 9.30am.

The attendance of Committee Members is respectfully requested.



MIKE ARCHER

CHIEF EXECUTIVE OFFICER

15 July 2016

CITY OF BUSSELTON

AGENDA FOR THE FINANCE COMMITTEE MEETING TO BE HELD ON 21 JULY 2016

TABLE OF CONTENTS

ITEM NO.	SUBJECT	PAGE NO.
1.	DECLARATION OF OPENING AND ANNOUNCEMENT OF VISITORS.....	4
2.	ATTENDANCE	4
3.	PUBLIC QUESTION TIME.....	4
4.	DISCLOSURE OF INTERESTS	4
5.	CONFIRMATION OF MINUTES	4
5.1	Minutes of the Finance Committee Meeting held 2 June 2016	4
6.	REPORTS	5
6.1	FINANCE COMMITTEE INFORMATION BULLETIN - PERIOD ENDING 31 MAY 2016	5
6.2	LIST OF PAYMENTS MADE - MAY 2016.....	9
6.3	FINANCIAL ACTIVITY STATEMENTS - PERIOD ENDED 31 MAY 2016.....	31
7.	GENERAL DISCUSSION ITEMS	54
8.	NEXT MEETING DATE	54
9.	CLOSURE	54

1. **DECLARATION OF OPENING AND ANNOUNCEMENT OF VISITORS**

2. **ATTENDANCE**

Apologies

Mr Mike Archer, Chief Executive Officer

Approved Leave of Absence

Nil

3. **PUBLIC QUESTION TIME**

4. **DISCLOSURE OF INTERESTS**

5. **CONFIRMATION OF MINUTES**

5.1 **Minutes of the Finance Committee Meeting held 2 June 2016**

RECOMMENDATION

That the Minutes of the Finance Committee Meeting held 2 June 2016 be confirmed as a true and correct record.

6. REPORTS

6.1 FINANCE COMMITTEE INFORMATION BULLETIN - PERIOD ENDING 31 MAY 2016

SUBJECT INDEX:	Councillors' Information
STRATEGIC OBJECTIVE:	An organisation that is managed effectively and achieves positive outcomes for the community.
BUSINESS UNIT:	Engineering and Facilities Services
ACTIVITY UNIT:	Executive Services
REPORTING OFFICER:	Asset Coordinator - Dan Hall Financial Compliance Officer - Jeffrey Corker Governance Support Officer - Lisa Haste
AUTHORISING OFFICER:	Chief Executive Officer - Mike Archer
VOTING REQUIREMENT:	Simple Majority
ATTACHMENTS:	Attachment A Investment Performance Report - Period Ending 31 May 2016

PRÉCIS

This report provides an overview of information that is considered of relevance to members of the Finance Committee, and also the Council.

INFORMATION BULLETIN

1. Investment Performance Report

Pursuant to the Council's Investment Policy, a report is to be provided to the Council on a monthly basis, detailing the investment portfolio in terms of performance and counterparty percentage exposure of total portfolio. The report is also to provide details of investment income earned against budget, whilst confirming compliance of the portfolio with legislative and policy limits.

As at 31 May 2016, the value of the City's invested funds totalled \$118.5M, down from \$121.5M as at 1 May.

During the month of May \$29.0M in term deposit funds matured. \$28.0M in deposits were renegotiated, for an average of 140 days at an average rate of 2.89% (down from 2.98% in April). \$1.0M in deposits was closed to provide funds for normal operational activity.

The balance of the 11am account (an intermediary account which offers immediate access to the funds compared to the term deposits and a higher rate of return compared to the cheque account) remained un-changed.

The RBA cut official rates by 0.25% at the beginning of May and this had a direct impact upon interest rates on offer for the remainder of the month. Further cuts are possible as soon as August / September, and this is continuing to weigh down rates on offer.

2. Chief Executive Officer – Corporate Credit Card

Details of monthly transactions made on the Chief Executive Officer's corporate credit card are provided below to ensure there is appropriate oversight and awareness of credit card transactions made.

Date	Amount	Payee	Description
05-May-16	279.45	Retail Display Direct (L&W Int.)	Portable Lectern
05-May-16	297.79	Createsend.Com	Electronic Distribution Of Bay To Bay April-May 2016
06-May-16	545.46	Quest, Rockingham	Accommodation.: Aust. Coast Council Conference (Cr. McCallum)
09-May-16	510.00	Qantas	*CEO Frequent Flyer Membership
18-May-16	189.00	Vasse Bar	Dinner After Council
24-May-16	499.95	City of Darwin	*LG Chief Officer Meeting 13-15 July

**Funds debited against CEO Annual Professional Development Allowance as per employment Contract Agreement*

3. Voluntary Contributions/Donations (Income)

At its meeting of 22 September 2010, the Council adopted (C1009/329) its Voluntary Contributions/Donations Policy. This Policy requires that the Finance Committee be informed (via an information only bulletin) of any instances whereby voluntary contributions/ donations are approved by the Chief Executive Officer or jointly by the Mayor and Chief Executive Officer.

No voluntary contributions have been approved this financial year to date.

4. Donations/Contributions and Subsidies Fund (Sponsorship Fund – Payment of Funds)

Council resolved in April 2010 (C1004/132) a move towards a tiered system of funding and following the 6 October 2011 Finance Committee meeting, it was recommended to Council that the delegation to determine the allocations of sponsorship and donations from the sponsorship fund be revoked and be returned to the Chief Executive Officer to enable a more timely turnaround of sponsorship applications.

Current expenditure from the Donations, Contributions and Subsidies Fund (Sponsorship Fund) reveals:

- 83 applications for sponsorship have been received during this financial year.
- The average donation approved for the financial year is \$396.69
- There were 12 applications for sponsorship received or assessed during May 2016.
- Expenditure from the Donations, Contributions and Subsidies Fund (Sponsorship Fund) for the financial year totals \$32,925.91.
- Total budget for the Donations, Contributions and Subsidies Fund (Sponsorship Fund) is \$36,830.00.

App. No.	Recipient	Purpose	Amount
72/1516	Rovers Junior Football Club	Funds to assist with purchasing new equipment, club shirts and first aid. Unsuccessful, does not fit in with guidelines. The Club was provided information to apply for community bids.	\$0
73/1516	Caelin Winchcombe	Funds to assist with travel to a Sailing competition in Ireland. Unsuccessful as funds have already been received this financial year for another competition.	\$0
74/1516	Dunsborough Progress Association and DYCCI	Funds to assist with Hannay Lane street party - marquee, advertising, lighting etc.	\$750

App. No.	Recipient	Purpose	Amount
75/1516	Karen Nicholls for Camp Quality	Karen is participating in a Charity fight night for Camp Quality. Funds were requested as a donation to Camp Quality.	\$0
76/1516	Mayoral Prayer Breakfast	Funds to assist with venue hire, stationery and printing costs	\$2,500
77/1516	SW Holistic health network	Funds to assist with expo being held in October showcasing holistic health. The event is being held in the Cultural precinct and requires road closures and traffic management.	\$750
78/1516	South west Counselling inc	SW Counselling are presenting at a conference in Melbourne. Funds requested to assist with conference registration.	\$0
79/1516	Jaylen Colegate	Funds requested to assist with travel to U16's men's basketball competition in July. Unsuccessful, funds have already been received this financial year for another competition.	\$0
80/1516	Dunsborough Yallingup Chamber of Commerce	Seeking funds to film "the good ol' days" a memoir of Dunsborough stories. Unsuccessful, funds already received this financial year.	\$0
81/1516	Zonta Club of Dunsborough Inc	Funds requested for room hire at the NCC for the Zonta Club's Competition Bridge Day. Competition brings entrants from out of town and will raise money to help prevent violence against women.	\$470
82/1516	Sachin Parker	Sachin is 9 years old and was diagnosed with Perthes disease in 2015 and is confined to a wheelchair for the next 5 years. Sachin is attending a Camp for children with Perthes disease so he can share experiences with the other children and create a network of support. Funded on compassionate grounds to assist Sachin's attendance.	\$200
83/1516	Aveland Ceray	Representing WA at the International Athletics Championships in Singapore. Funds to assist with travel and accommodation costs.	\$200

5. Asset Management Report

No report.

OFFICER RECOMMENDATION

That the Finance Committee notes the Finance Committee Information Bulletin for the month of May 2016.



CITY OF BUSSETON - INVESTMENT PERFORMANCE REPORT For the month of May 2016



11am Bank Account As at 31 May 2016

INSTITUTION	RATE	AMOUNT
ANZ 11am At Call Deposit	1.70%	\$ 6,000,000

Term Deposits - Miscellaneous Funds As at 31 May 2016

INSTITUTION	RATING	DAYS	MATURITY	RATE	AMOUNT
ANZ	AA	152	01-Jun-16	3.00%	\$ 3,000,000
Bank of Queensland	BBB	119	09-Jun-16	3.00%	\$ 2,000,000
ANZ	AA	92	09-Jun-16	3.05%	\$ 4,500,000
NAB	AA	122	14-Jun-16	3.00%	\$ 2,000,000
NAB	AA	120	23-Jun-16	3.03%	\$ 1,500,000
Westpac	AA	274	30-Jun-16	2.97%	\$ 4,500,000
CBA	AA	91	04-Jul-16	2.90%	\$ 4,500,000
Rural Bank	A	120	14-Jul-16	2.95%	\$ 1,500,000
NAB	AA	91	18-Jul-16	3.10%	\$ 1,500,000
ANZ	AA	124	18-Jul-16	2.95%	\$ 2,000,000
ANZ	AA	91	25-Jul-16	3.05%	\$ 3,000,000
ANZ	AA	92	05-Aug-16	2.80%	\$ 4,500,000
NAB	AA	90	08-Aug-16	2.95%	\$ 3,000,000
Westpac	AA	122	21-Aug-16	2.91%	\$ 1,500,000
NAB	AA	152	22-Aug-16	3.13%	\$ 3,000,000
ANZ	AA	122	26-Aug-16	2.90%	\$ 2,000,000
Bendigo	A	153	14-Sep-16	3.00%	\$ 1,000,000
ANZ	AA	122	16-Sep-16	2.75%	\$ 3,500,000
Westpac	AA	214	30-Oct-16	3.25%	\$ 4,500,000
NAB	AA	180	01-Nov-16	3.02%	\$ 3,000,000
Westpac	AA	184	15-Nov-16	2.85%	\$ 1,500,000
NAB	AA	182	21-Nov-16	2.96%	\$ 4,000,000
NAB	AA	182	28-Nov-16	2.98%	\$ 4,500,000

Total of Term Deposits \$ 66,000,000

Airport Redevelopment Funds As at 31 May 2016

WA Treasury Corp. - Overnight Cash Deposit Facility	1.70%	\$ 899
WA Treasury Corp. - State Bonds 180 Days	2.35%	\$ 24,456,752
WA Treasury Corp. - State Bonds 366 Days	2.00%	\$ 12,000,000

Total of Airport Redevelopment Funds - WATC \$ 36,457,650

Westpac	AA	92	05-Aug-16	2.77%	\$ 4,000,000
---------	----	----	-----------	-------	--------------

Total of Airport Redevelopment Funds - Bank Term Deposits \$ 4,000,000

ANZ Cash Account	AA	NA	NA	1.75%	\$ 5,375,702
------------------	----	----	----	-------	--------------

Total of Airport Redevelopment Funds - Other \$ 5,375,702

Total of Airport Redevelopment Funds \$ 45,833,352

Interest Received \$ 600,274

Interest Accrued but not yet Received \$ 274,000

Total Interest Airport Funds as at month's end \$ 874,274

(Note: Funds held with the WATC are in accordance with the Airport Redevelopment Funding Contract and are not held within the requirements of the City's Investment Policy 218)

SUMMARY OF ALL INVESTMENTS HELD

	As at 1 year ago	As at 30 June 2015	As at 31 May 2016
11am Bank Account	\$ 11,200,000	\$ 10,990,000	\$ 6,000,000
Term Deposits - Misc. Funds	\$ 61,000,000	\$ 61,000,000	\$ 66,000,000
Airport Redevelopment - WATC Deposits	\$ -	\$ 45,933,094	\$ 36,457,650
Airport Redevelopment - Bank Term Deposit	\$ -	\$ -	\$ 4,000,000
Airport Redevelopment - Other Funds	\$ -	\$ -	\$ 5,375,702
Total of all Investments Held	\$ 72,200,000	\$ 117,923,094	\$ 117,833,352

TOTAL INTEREST RECEIVED AND ACCRUED \$ 1,847,271 \$ 2,002,864 \$ 1,750,324

INTEREST BUDGET \$ 2,007,500 \$ 2,190,000 \$ 1,592,712

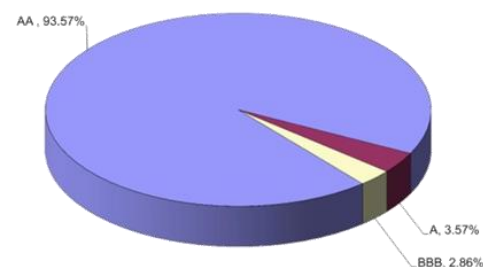
(Note: Interest figures relate to City general funds only and does not include interest allocated to specific areas such as the Airport Redevelopment)

Statement of Compliance with Council's Investment Policy 218

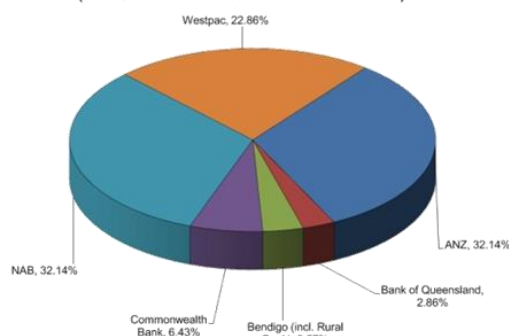
- All funds are to be invested within legislative limits. **Fully Compliant**
- All individual funds held within the portfolio are not to exceed a set percentage of the total portfolio value. **Fully Compliant**
- The amount invested based upon the Fund's Rating is not to exceed the set percentages of the total portfolio. **Fully Compliant**
- The amount invested based upon the Investment Horizon is not to exceed the set percentages of the total portfolio. **Fully Compliant**

Investment Graphs

Summary of Term Deposits by S & P Rating
(Excludes WATC and 11am Cash Account Funds)



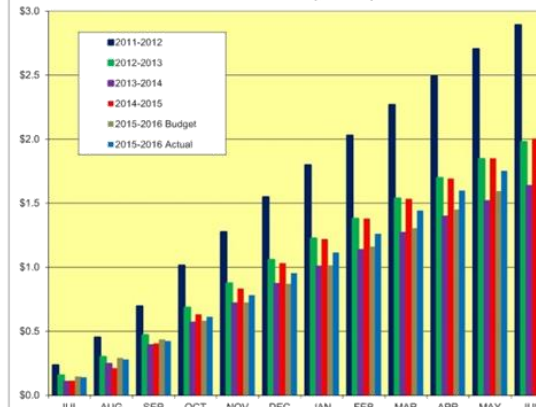
Summary of Term Deposits by Institution
(Excludes WATC and 11am Cash Account Funds)



Balance of Investments (\$millions)



Interest Earned on Investments (\$millions)



6.2 LIST OF PAYMENTS MADE - MAY 2016

SUBJECT INDEX:	Financial Operations
STRATEGIC OBJECTIVE:	An organisation that is managed effectively and achieves positive outcomes for the community.
BUSINESS UNIT:	Financial Services
ACTIVITY UNIT:	Finance
REPORTING OFFICER:	Financial Accountant - Ehab Gowegati
AUTHORISING OFFICER:	Director, Finance and Corporate Services - Matthew Smith
VOTING REQUIREMENT:	Simple Majority
ATTACHMENTS:	Attachment A List of Payments Made - May 2017

PRÉCIS

This report provides details of payments made from the City's bank accounts for the month of May 2016, for noting by the Council and recording in the Council Minutes.

BACKGROUND

The Local Government (Financial Management) Regulations require that when the Council has delegated authority to the Chief Executive Officer to make payments from the City's bank accounts, that a list of payments made is prepared each month for presentation to, and noting by, Council.

STATUTORY ENVIRONMENT

Section 6.10 of the Local Government Act and more specifically, Regulation 13 of the Local Government (Financial Management) Regulations; refer to the requirement for a listing of payments made each month to be presented to the Council.

RELEVANT PLANS AND POLICIES

NA.

FINANCIAL IMPLICATIONS

NA.

Long-term Financial Plan Implications

NA.

STRATEGIC COMMUNITY OBJECTIVES

This matter principally aligns with Key Goal Area 6 – 'Open and Collaborative Leadership' and more specifically Community Objective 6.3 – 'An organisation that is managed effectively and achieves positive outcomes for the community'.

RISK ASSESSMENT

NA.

CONSULTATION

NA.

OFFICER COMMENT

NA.

CONCLUSION

NA.

OPTIONS

NA.

TIMELINE FOR IMPLEMENTATION OF OFFICER RECOMMENDATION

NA.

OFFICER RECOMMENDATION

That the Council notes payment of voucher numbers M112924 – M113013, EF046152 – EF046651, T007236 – T007256, and DD002759 – DD002783; together totaling \$6,350,101.33.



LISTING OF PAYMENTS MADE
UNDER DELEGATED AUTHORITY
FOR THE MONTH OF MAY 2016

<u>MUNICIPAL ACCOUNT - MAY 2016</u>				
<u>Date</u>	<u>Chq</u>	<u>Name</u>	<u>Description</u>	<u>Amount</u>
5/05/2016	112924	TELSTRA (NETWORK INTEGRITY)	MAJOR PROJECT WORKS - RAISE 4 TELSTRA PITS	9,202.64
5/05/2016	112925	TELSTRA CORPORATION	COMMUNICATION SERVICES	12,398.28
5/05/2016	112926	CITY OF BUSSELTON - SOUTH WEST ISUZU	TRADE IN FOR ISUZU NPR65-190	24,500.00
5/05/2016	112927	WATER CORPORATION	WATER SERVICES	4,416.68
5/05/2016	112928	SYNERGY	ELECTRICITY SUPPLIES	3,872.45
5/05/2016	112929	CANCELLED	PRINTING ERROR	0.00
5/05/2016	112930	CITY OF BUSSELTON - PETTY CASH	PETTY CASH REIMBURSEMENT	550.55
9/05/2016	112931	OFFICE OF THE CEO - PETTY CASH	PETTY CASH REIMBURSEMENT	374.85
9/05/2016	112932	BUSSELTON PUBLIC LIBRARY - PETTY CASH	PETTY CASH REIMBURSEMENT	248.45
12/05/2016	112933	CITY OF BUSSELTON	VARIOUS PAYROLL DEDUCTIONS	3,458.60
12/05/2016	112934	CALLOWS CORNER NEWS	STAFF SOCIAL CLUB - LOTTO	280.00
11/05/2016	112935	DEPT OF HOUSING	REFUND OF RATE OVERPAYMENT	1,424.81
11/05/2016	112936	CORRIB INVESTMENTS PTY LTD	REFUND SUBDIVISION CLEARANCE OVERPAYMENT	73.00
11/05/2016	112937	GEOGRAPHE PRIMARY SCHOOL	TRANSFER HALL & KEY DEPOSITS TO NEW BOOKING	340.00
11/05/2016	112938	OM & HJ HAMON	REFUND OF RATE OVERPAYMENT	305.73
11/05/2016	112939	ESTATE OF EA THOMPSON	REFUND OF RATE OVERPAYMENT	618.33
11/05/2016	112940	OFFICE OF STATE REVENUE	REFUND OF RATE OVERPAYMENT	34.00
11/05/2016	112941	RL LUCEV	REFUND OF RATE OVERPAYMENT	142.35
11/05/2016	112942	CL ATKINSON	REFUND OF RATE OVERPAYMENT	281.50
11/05/2016	112943	KSP & MR GRAHAM	REFUND OF RATE OVERPAYMENT	284.71
11/05/2016	112944	B ANDERSON	REFUND OF RATE OVERPAYMENT	735.69
11/05/2016	112945	EA HORNE	REFUND OF RATE OVERPAYMENT	680.94
11/05/2016	112946	TANGENT NOMINEES PTY LTD	PART REFUND BUILDING FEES - VAN DOORNUM	628.34
11/05/2016	112947	SHARON BLAKE	WEDDING BOOKING CANCELLATION	77.00
11/05/2016	112948	DIRECT DEMOLITION & SALVAGE	REFUND DEMOLITION BOND	392.00
11/05/2016	112949	HOBBIT HOMES	REFUND DEMOLITION BOND	392.00
11/05/2016	112950	DEBBIE CAMM	REFUND DEMOLITION BOND	392.00
11/05/2016	112951	EDWARD TREW	REFUND BUILDING FEES - APPLICATION CANCELLED	96.00
11/05/2016	112952	MR JARROD HOLST	REFUND BUILDING FEES - APPLICATION CANCELLED	152.00
11/05/2016	112953	CRANEFORD PLUMBING PTY LTD	REFUND SEPTIC APPLICATION FEE	118.00
11/05/2016	112954	MERCY CARE	REFUND OF HALL DEPOSIT	195.00
11/05/2016	112955	MULTIPLE SCLEROSIS SOCIETY	REFUND OF HALL DEPOSIT	195.00

11/05/2016	112956	R JONES	REFUND OF ANIMAL TRAP BOND	98.00
11/05/2016	112957	K MOYLAN	REFUND OF ANIMAL TRAP BOND	98.00
11/05/2016	112958	DUNSBOROUGH PROGRESS ASSOC	DONATION - HANNAY LANE STREET PARTY	750.00
11/05/2016	112959	CANCELLED	PRINTING ERROR	0.00
11/05/2016	112960	DUNSBOROUGH RUGBY UNION CLUB	REFUND ELECTRICITY CONSUMPTION - PAID TWICE	60.37
11/05/2016	112961	CR. R BENNETT	COUNCILLOR PAYMENT	2,180.00
11/05/2016	112962	DUNSBOROUGH PUBLIC LIBRARY - PETTY CASH	PETTY CASH REIMBURSEMENT	42.00
11/05/2016	112963	THOMAS MAZEY	ART SALES	63.00
11/05/2016	112964	B TRIGWELL	REFUND OF BUILDING SEARCH FEE	142.00
13/05/2016	112965	SHELFWIZ	ALUMINIUM AND PLEXIGLASS TALKERS	354.54
13/05/2016	112966	BUSSELTON WATER BOARD	WATER SERVICES & BSN FORESHORE HYDRAULIC STUDY	3,456.95
13/05/2016	112967	TELSTRA CORPORATION	COMMUNICATION SERVICES	35.00
13/05/2016	112968-112969	WATER CORPORATION	WATER SERVICES	12,576.46
13/05/2016	112970	SYNERGY	ELECTRICITY SUPPLIES	78,747.35
17/05/2016	112971	CITY OF BUSSELTON	INTERNAL PAYMENT - RATE, HEALTH, BUILDING	1,150.32
17/05/2016	112972	SM CHARTRES	REFUND OF RATE OVERPAYMENT	132.25
17/05/2016	112973	DT GREY	REFUND OF RATE OVERPAYMENT	812.55
17/05/2016	112974	JA LEES	REFUND OF RATE OVERPAYMENT	961.46
17/05/2016	112975	WJ TYSON	REFUND OF RATE OVERPAYMENT	298.73
17/05/2016	112976	ESTATE OF DC MILWARD	REFUND OF RATE OVERPAYMENT	660.07
17/05/2016	112977	SW HOLISTIC HEALTH NETWORK	DONATION-HOLISTIC HEALTH NETWORK EXPO	750.00
18/05/2016	112978	ARTGEO PETTY CASH	PETTY CASH REIMBURSEMENT	94.45
18/05/2016	112979	BUSSELTON PUBLIC LIBRARY - PETTY CASH	PETTY CASH REIMBURSEMENT	172.90
18/05/2016	112980	J FAULKNER	REFUND OF ANIMAL TRAP BOND	98.00
18/05/2016	112981	WARATAH SUPPORT CENTRE	REFUND OF HALL DEPOSIT	195.00
18/05/2016	112982	J EDWARDS	WEDDING BOOKING CANCELLATION	77.00
19/05/2016	112983	DS & CSG OAKES	REFUND OF RATE OVERPAYMENT	893.00
19/05/2016	112984	N FENTON	REFUND DEVELOPMENT APPLICATION FEE	295.00
19/05/2016	112985	R LUNDIE	REFUND DEMOLITION BOND	392.00
19/05/2016	112986	CITY OF BUSSELTON	INTERNAL PAYMENT - RATE PAYMENTS	429.94
19/05/2016	112987	NATURALISTE VOLUNTEER SEA RESCUE GROUP	REFUND UNCERTIFIED BUILDING FEES	576.00
20/05/2016	112988	ACTON SOUTH WEST TRUST ACCOUNT	FAÇADE REFURBISHMENT - FIG TREE LANE	5,691.12
20/05/2016	112989	TELSTRA CORPORATION	COMMUNICATION SERVICES	105.00
20/05/2016	112990	WATER CORPORATION	WATER SERVICES	121.57
20/05/2016	112991	THE AUSTRALIAN TAXATION OFFICE	FRINGE BENEFIT TAXATION PAYMENTS	21,712.57
20/05/2016	112992-112993	SYNERGY	ELECTRICITY SUPPLIES	9,058.50

6.2

Attachment A

List of Payments Made - May 2017

24/05/2016	112994	G COAKLEY	REFUND INFRINGEMENT PAYMENT	50.00
24/05/2016	112995	P FOGARTY	REFUND DOG REGISTRATION - NOW STERILISED	60.00
26/05/2016	112996	DW & SK MCDONALD	WINDERLUP VILLAS - CONCRETING FOR DRAINAGE	1,200.00
26/05/2016	112997	CANCELLED	PRINTING ERROR	0.00
26/05/2016	112998	GIRL GUIDES WA INC	KIDSPORT VOUCHER	200.00
26/05/2016	112999	CLINIPATH PATHOLOGY PTY LTD	HEP A & B VACCINATIONS	103.74
26/05/2016	113000	ANN MCFARLANE	FENCE REPAIRS - RUBBISH TRUCK DAMAGE	1,200.00
26/05/2016	113001	BUSSELTON WATER BOARD	WATER SERVICES	1,656.42
26/05/2016	113002	CALLOWS CORNER NEWSAGENCY	STATIONERY, NEWSPAPERS & MAGAZINES	986.14
26/05/2016	113003	BUSSELTON STOCKFEEDS & PET SUPPLIES	ANIMAL SUPPLIES FOR POUND	48.00
26/05/2016	113004	AUSTRALIAN COMMUNICATIONS & MEDIA AUTHORITY	COMMUNICATION SERVICES - AIRPORT	43.00
26/05/2016	113005	ALINTA	GAS SERVICES - KOOKABURRA CARAVAN PARK	388.25
26/05/2016	113006	DEPT OF THE ATTORNEY GENERAL	PROSECUTION NOTICES	105.60
26/05/2016	113007	CITY OF BUSSELTON	VARIOUS PAYROLL DEDUCTIONS	2,913.25
26/05/2016	113008	CALLOWS CORNER NEWS	STAFF SOCIAL CLUB - LOTTO	280.00
27/05/2016	113009	TELSTRA CORPORATION	COMMUNICATION SERVICES	7,515.58
27/05/2016	113010	CITY OF BUSSELTON - WESTRAC PTY LTD	TRADE IN FOR CATERPILLAR 424D BACKHOE LOADER	28,600.00
27/05/2016	113011	WATER CORPORATION	WATER SERVICES - ACCESS LICENCE	45.83
27/05/2016	113012-113013	SYNERGY	ELECTRICITY SUPPLIES	12,376.00
				<u>267,913.81</u>

ELECTRONIC TRANSFER PAYMENTS - MAY 2016

<u>Date</u> <u>EFT</u>	<u>Name</u>	<u>Description</u>	<u>Amount</u>
5/05/2016 EF046152	LANDGATE	AERIAL PHOTOGRAPHY SERVICES	25,850.00
5/05/2016 EF046153	CR. G BLEECHMORE	COUNCILLOR PAYMENT	2,180.00
5/05/2016 EF046154	CR. G HENLEY	COUNCILLOR PAYMENT	7,973.75
5/05/2016 EF046155	CR. T BEST	COUNCILLOR PAYMENT & REIMBURSEMENT	2,422.67
5/05/2016 EF046156	PERTH ENERGY PTY LTD	ELECTRICITY SUPPLIER	31,671.85
5/05/2016 EF046157	TOTAL GREEN RECYCLING	RECYCLING E-WASTE SERVICES	1,708.08
5/05/2016 EF046158	CR. J McCALLUM	COUNCILLOR PAYMENT	2,180.00
5/05/2016 EF046159	DEB HOLDEN	STAFF REIMBURSEMENT - VOLUNTEER AWARDS	64.00
5/05/2016 EF046160	KOOKA SERVICES PTY LTD	CARAVAN PARK MANAGEMENT CONTRACT	34,833.15
5/05/2016 EF046161	WARREN BLACKWOOD WASTE	BIN CLEANING AND BULK BIN SERVICES	4,339.50
5/05/2016 EF046162	NAOMI DAVEY	STAFF REIMBURSEMENT - MUD PLAY EXPO CATERING	198.00
5/05/2016 EF046163	CR. R REEKIE	COUNCILLOR PAYMENT	2,180.00

5/05/2016	EF046164	CR. R PAINE	COUNCILLOR PAYMENT	2,180.00
5/05/2016	EF046165	CR. P CARTER	COUNCILLOR PAYMENT	2,180.00
5/05/2016	EF046166	BESTBAR REINFORCEMENTS	BUILDING PRODUCTS - MESH FOR KENT STREET	7,632.09
5/05/2016	EF046167	OLE JACOBS	REFUND HEALTH FEES - PAID TWICE	33.00
5/05/2016	EF046168	KIM STIRLING	REFUND ADJUSTED BUILDING FEES	152.00
5/05/2016	EF046169	JESSE ADAMS	REFUND OF ANIMAL TRAP BOND	98.00
5/05/2016	EF046170	BOC GASES AUSTRALIA LTD	GAS SERVICES - G.L.C.	2,924.17
5/05/2016	EF046171	SOUTH WEST ISUZU	PLANT PURCHASES - ISUZU TRUCK	38,871.95
5/05/2016	EF046172	K W KEALLEY	STAFF REIMBURSEMENT - HIGH RISK WORK LICENCE	87.95
5/05/2016	EF046173	MEETING MASTERS	ASSOCIATIONS CLUBS WA CONFERENCE	399.00
5/05/2016	EF046174	PERTHWASTE PTY LTD	KERBSIDE RECYCLING SERVICES	78,376.28
5/05/2016	EF046175	ZURICH AUSTRALIAN INSURANCE LTD	INSURANCE EXCESS	500.00
5/05/2016	EF046176	COLES	COUNCIL & STAFF REFRESHMENTS	197.11
5/05/2016	EF046177	ASPEN DUNSBOROUGH LAKES LTD	REFUND ROAD MAINTENANCE BOND	9,723.00
5/05/2016	EF046178	BDA TREE LOPPING	TREE LOPPING SERVICES	13,484.90
5/05/2016	EF046179	ALLEASING PTY LTD	LEASING PAYMENTS - RICOH COPIER	1,369.49
5/05/2016	EF046180	NATURALISTE TRAVEL	TRAVEL SERVICES - AIRPORT MEETING	1,247.50
10/05/2016	EF046181	CONVEYANCING SOUTHWEST PTY LTD	DEPOSIT FOR AIRPORT LAND PURCHASE	242,000.00
12/05/2016	EF046182	HIF	HEALTH INSURANCE	215.55
12/05/2016	EF046183	CRAIG & SHEREE WOOD	LEASE AGREEMENT	820.00
12/05/2016	EF046184	PAY-PLAN PTY LTD	SALARY PACKAGING	12,524.71
12/05/2016	EF046185	HARCOURTS BUSSELTON	RENTAL LEASE AGREEMENT	840.00
12/05/2016	EF046186	AUSTRALIAN TAXATION OFFICE	PAYG TAXATION	192,310.00
12/05/2016	EF046187	AUSTRALIAN SERVICES UNION	UNION FEES	77.40
12/05/2016	EF046188	HBF HEALTH LIMITED	MEDICAL INSURANCE	489.35
12/05/2016	EF046189	LOCAL GOV'T RACE COURSE & CEMETERY EMPLOYEES	UNION FEES	317.76
12/05/2016	EF046190	DEPUTY CHILD SUPPORT REGISTRAR	SALARY DEDUCTIONS	879.85
12/05/2016	EF046191	CITY OF BUSSELTON-SOCIAL CLUB	SOCIAL CLUB REIMBURSEMENT	222.00
12/05/2016	EF046192	STAFF CHRISTMAS CLUB	PAYROLL DEDUCTIONS	3,735.00
12/05/2016	EF046193	CLICKSUPER PTY LTD	SUPERANNUATION	150,258.87
13/05/2016	EF046194	JANE FLOWER	ART SALES	24.50
13/05/2016	EF046195	PHIL HOLLETT PHOTOGRAPHY	ART SALES	55.30
13/05/2016	EF046196	LYNE MARSHALL	ART SALES	61.60
13/05/2016	EF046197	KEVAN COLLETT	ART SALES	315.00
13/05/2016	EF046198	BUSSELTON NEWSPAPER DELIVERY SERVICE	NEWSPAPER DELIVERY SERVICE - GLC	108.00
13/05/2016	EF046199	DENISE SANBROOK	ART SALES	29.40

6.2

Attachment A

List of Payments Made - May 2017

13/05/2016	EF046200	CAROL KEMP	ART SALES	11.20
13/05/2016	EF046201	MELANIE EGERTON-WARBURTON	ART SALES	18.90
13/05/2016	EF046202	ANDERS HAMMARSTROM	ART SALES	14.00
13/05/2016	EF046203	DIRT DESIGN (WA) PTY LTD	BUSSELTON FORESHORE-SKATEPARK LANDSCAPING	18,032.41
13/05/2016	EF046204	CDJ ENGINEERING & CONSULTANCY SERVICES	UWO CONCRETE CONDITION INSPECTION	99,498.17
13/05/2016	EF046205	MARGARET PARKE	ART SALES	122.50
13/05/2016	EF046206	VITOR MARTINS	STAFF REIMBURSEMENT - VISA APPLICATION	7,000.00
13/05/2016	EF046207	PANCAKE DESIGNS RESIN	ART SALES	243.60
13/05/2016	EF046208	CASTLEVIEW HOLDINGS PTY LTD	ART SALES	122.50
13/05/2016	EF046209	SHIRLEY SCOTT	ART SALES	15.05
13/05/2016	EF046210	EFAX AUSTRALIA	FAX SERVICE PROVIDER	8.97
13/05/2016	EF046211	WENDY PAINE	ART SALES	9.80
13/05/2016	EF046212	HOUSE IN BUSSELTON	HOMEWARE RETAILER - GIFT VOUCHERS	500.00
13/05/2016	EF046213	COLES.COM.AU	COUNCIL & STAFF REFRESHMENTS	312.93
13/05/2016	EF046214	MEROME DARVILL	ART SALES	10.50
13/05/2016	EF046215	OCEAN AIR CARPET CARE	CLEANING SERVICES - BUILDINGS & ABLUTIONS	9,999.55
13/05/2016	EF046216	ALASTAIR TAYLOR	ART SALES	12.60
13/05/2016	EF046217	BIG BEN BUILDERS PTY LTD	DESIGN & CONSTRUCTION - RAILWAY HOUSE	58,266.96
13/05/2016	EF046218	SOUTHERN SHUTTERS	ROLLER SHUTTER-COMMUNITY RESOURCE CENTRE	1,917.50
13/05/2016	EF046219	WA FIBRE & TEXTILE ASSOCIATION INC.	ART GEO FACILITY HIRE REFUND	141.00
13/05/2016	EF046220	NIKKI SHAW	STAFF REIMBURSEMENT - INDUCTION VIDEO	57.00
13/05/2016	EF046221	CLEANAWAY SOLID WASTE PTY LTD	WASTE DISPOSAL SERVICES - HOOKLIFT BINS	4,492.96
13/05/2016	EF046222	PROTEUS LEADERSHIP	PROFESSIONAL DEVELOPMENT TRAINING	1,750.00
13/05/2016	EF046223	BGC CONSTRUCTION PTY LTD	CONSTRUCTION - ADMINISTRATION BUILDING	532,959.86
13/05/2016	EF046224	BUSSELTON SENIOR CITIZENS CENTRE	INSURANCE REIMBURSEMENT - STORM DAMAGE	12,840.00
13/05/2016	EF046225	BLACKWOODS	FLEET CONSUMABLES & MAINTENANCE PARTS	46.79
13/05/2016	EF046226	COLES	COUNCIL & STAFF REFRESHMENTS	269.55
13/05/2016	EF046227	JUNE ANDERSON	ART SALES	32.00
13/05/2016	EF046228	MALCOLM THOMPSON PUMPS	PUMP SERVICES - GLC	423.50
13/05/2016	EF046229	GHD PTY LTD	CONSULTANT-G/WATER MONITOR. & NOISE MODELLING	9,662.40
13/05/2016	EF046230	ROBYN TAYLOR	ART SALES	12.00
13/05/2016	EF046231	LEONIE MACLEAN	ART SALES	7.00
13/05/2016	EF046232	OWEN G ISBEL	ART SALES	603.20
13/05/2016	EF046233	MICHAEL TAYLOR	ART SALES	31.50
13/05/2016	EF046234	CELIA CLARE	ART SALES	340.00
20/05/2016	EF046235	LEEWIN CIVIL PTY LTD	TRUCK HIRE - CYCLEWAY CONSTRUCTION	8,085.00

6.2

Attachment A

List of Payments Made - May 2017

20/05/2016	EF046236	PERTH ENERGY PTY LTD	ELECTRICITY SUPPLIER	8,026.77
20/05/2016	EF046237	BLUE SKY MEDIA	ADVERTISING SERVICES - ART GEO & GLC	4,450.05
20/05/2016	EF046238	DEB HOLDEN	STAFF REIMBURSEMENT - EVENT EQUIPMENT	275.96
20/05/2016	EF046239	LEGAL PRACTICE BOARD OF WESTERN AUSTRALIA	LEGAL SERVICE - PRACTISING CERTIFICATE	1,250.00
20/05/2016	EF046240	AUSQ TRAINING	TRAINING SERVICES - TRAFFIC MANAGEMENT	6,186.00
20/05/2016	EF046241	DIRT DESIGN (WA) PTY LTD	BUSSELTON FORESHORE LIMESTONE WALLS	10,772.08
20/05/2016	EF046242	SYDNEY MARINA CONTRACTING PTY LTD T/A	RECONSTRUCTION OF TIMBER GROYNES	109,908.70
20/05/2016	EF046243	MARGARET RIVER FENCING	INSTALL HANDRAILING AND BOOM GATE	2,431.00
20/05/2016	EF046244	JOHN DONOGHUE	PAINTING SERVICES - VARIOUS BUILDINGS	7,362.30
20/05/2016	EF046245	BCP CIVIL & PLANT	PLANT HIRE - KANGAROO GULLY FOOTPATH	6,034.88
20/05/2016	EF046246	MARGARET RIVER BUSSELTON TOURISM ASSOCIATION	CRUISE SHIP MANAGEMENT & YOUTH PROJECT	4,143.00
20/05/2016	EF046247	BIG BEN BUILDERS PTY LTD	GOOSE CAR PARK - LIMESTONE RETAINING WALL	6,435.00
20/05/2016	EF046248	AUSSIE MODULAR SOLUTIONS PTY LTD AMS	DEPOSIT - HOLIDAY CABIN FOR KOOKABURRA	5,084.51
20/05/2016	EF046249	SUSAN JOAN HILL	RATES REFUND	563.00
20/05/2016	EF046250	BOND SETTLEMENTS	RATES REFUND	37.53
20/05/2016	EF046251	MALATESTA ROAD PAVING & HOTMIX	ROAD HOTMIX - CYCLEWAY CONSTRUCTION	34,694.00
20/05/2016	EF046252	EAGLE BAY VOLUNTEER BUSHFIRE BRIGADE	PETTY CASH REIMBURSEMENT	24.00
20/05/2016	EF046253	DUNSBOROUGH VOLUNTEER BUSHFIRE BRIGADE	PETTY CASH REIMBURSEMENT	227.35
20/05/2016	EF046254	SPORTS POWER	WAIST PACK TEAM TRAINING - GLC	53.97
20/05/2016	EF046255	DUNSBOROUGH BOBCAT SERVICE	EARTHMOVING - BOBCAT HIRE	5,247.00
20/05/2016	EF046256	PERTHWASTE PTY LTD	KERBSIDE RECYCLING SERVICES	80,008.12
20/05/2016	EF046257	COLES	COUNCIL & STAFF REFRESHMENTS	795.24
20/05/2016	EF046258	BAREFOOT BOOKS	LIBRARY RESOURCES - BOOKS	926.80
20/05/2016	EF046259	CAPERS SOUTHWEST CATERING SERVICES	CATERING - COUNCIL & OTHER MEETINGS	2,654.00
20/05/2016	EF046260	KALLOORUP BUSHFIRE BRIGADE	PETTY CASH REIMBURSEMENT	133.50
20/05/2016	EF046261	DUNSBOROUGH & DISTRICTS PROGRESS ASSOC INC.	EVENT SPONSORSHIP - JAZZ BY THE BAY 2016	55,000.00
20/05/2016	EF046262	PARKS AND LEISURE AUST (NATIONAL)	PARKS & LEISURE (WA) STATE CONFERENCE	2,640.00
20/05/2016	EF046263	ISOBEL SPARROW	ART SALES	38.40
24/05/2016	EF046264	DATA 3	COMPUTER SOFTWARE SUPPLIER	243.62
24/05/2016	EF046265	ELLIOTS IRRIGATION PTY LTD	IRRIGATION - CEMETERY IRON FILTER SERVICE	539.00
24/05/2016	EF046266	OLIVER DARBY	STAFF REIMBURSEMENT - INTERNET	49.95
24/05/2016	EF046267	WALGA	WALGA TRAINING SERVICES	1,893.50
24/05/2016	EF046268	ICLEI-A/NZ	ANNUAL MEMBERSHIP FOR ICLEI	935.00
24/05/2016	EF046269	TRAFFIC FORCE	TRAFFIC MANAGEMENT SERVICES	57,195.51
24/05/2016	EF046270	LANDGATE	SLIP SUBSCRIPTIONS SERVICES & LICENCE	4,661.80
24/05/2016	EF046271	PRESIDIAN LEGAL PUBLICATIONS	PLANNING & DEVELOPMENT ON-LINE SUBSCRIPTION	2,998.60

6.2

Attachment A

List of Payments Made - May 2017

24/05/2016	EF046272	JAMES SPATH	STAFF REIMBURSEMENT - INTERNET	139.90
24/05/2016	EF046273	BEYOND SAFETY	PROTECTIVE CLOTHING SUPPLIER	118.80
24/05/2016	EF046274	ROAD SIGNS AUSTRALIA	SIGNAGE SUPPLIES	2,712.60
24/05/2016	EF046275	GOOD GUYS BUSSELTON	CHEST FREEZER - ART GEO	320.00
24/05/2016	EF046276	POSITION PARTNERS	FIBREGLASS MEASURING TAPE - SURVEY EQUIPMENT	55.00
24/05/2016	EF046277	AUSTRALIAN LIBRARY & INFORMATION ASSOCIATION	LIBRARY RESOURCES - STAFF TRAINING	595.00
24/05/2016	EF046278	YALLINGUP LANDSCAPES	MEELUP REGIONAL PARK - BOLLARDS & FENCING	5,412.00
24/05/2016	EF046279	BOSS OFFICE CHOICE	STATIONERY SUPPLIER	920.62
24/05/2016	EF046280	SAFEROADS PTY LTD	TRAFFIC CALMING DEVICES - RUMBLE BARS	812.95
24/05/2016	EF046281	INSIGHT CALL CENTRE SERVICES	AFTER HOURS CALL CENTRE SERVICES	3,802.37
24/05/2016	EF046282	MULTICLEAN WA PTY LTD	CLEANING SERVICES - BUILDINGS & ABLUTIONS	37,693.46
24/05/2016	EF046283	BUSSELTON HYDRAULIC SERVICES INC	HYDRAULIC SERVICES	664.39
24/05/2016	EF046284	PETER DHU PUBLIC SPEAKING DYNAMICS	TRAINING SERVICES	275.00
24/05/2016	EF046285	MCMULLEN NOLAN GROUP PTY LTD	BUSSELTON COASTAL MANAGEMENT SURVEY	46,200.00
24/05/2016	EF046286	LEEWIN CIVIL PTY LTD	LOADER, GRADER & ROLLER HIRE-VASSE OVAL UPGRADE	69,184.50
24/05/2016	EF046287	TARVIA PTY LTD	YALLINGUP PLAYGROUND - RETAINING WORKS	8,791.20
24/05/2016	EF046288	BUSSELTON CITY F.C. INCORPORATED	KIDSPORT VOUCHER	200.00
24/05/2016	EF046289	JIGSAW SIGNS & PRINT	SIGNAGE SERVICES - WINDERLUP & ART GEO	704.00
24/05/2016	EF046290	BUNBURY TRUCKS	PLANT PURCHASES / SERVICES / PARTS	5,404.72
24/05/2016	EF046291	ESPRESSO ESSENTIAL (WA) PTY LTD	LIBRARIES - COFFEE MACHINE CONSUMABLES	532.78
24/05/2016	EF046292	COMBINED TEAM SERVICES	LEADERSHIP & MANAGEMENT TRAINING	200.00
24/05/2016	EF046293	STOCKER PRESTON	STRATA LEVY FEES & WATER CONSUMPTION	4,675.20
24/05/2016	EF046294	LOCK JOINT AUSTRALIA	KENT STREET FOOTPATH UPGRADE	2,779.92
24/05/2016	EF046295	AR PLUMBING & GAS SERVICE	PLUMBING SERVICES - VARIOUS BUILDINGS	1,546.60
24/05/2016	EF046296	ARBOR GUY	TREE MAINTENANCE SERVICES	2,750.00
24/05/2016	EF046297	TOLL IPEC PTY LTD	COURIER SERVICES	20.66
24/05/2016	EF046298	SHOREWATER MARINE PTY LTD	BUSSELTON JETTY REFURBISHMENT	2,860.00
24/05/2016	EF046299	NAOMI SEARLE	STAFF REIMBURSEMENT - INTERNET	50.00
24/05/2016	EF046300	BROWNES DAIRY	GLC KIOSK & STAFF ROOM SUPPLIES	752.56
24/05/2016	EF046301	BUSSELTON CABINET MAKERS	WOODWORK SERVICES - BUSSELTON DEPOT	1,221.00
24/05/2016	EF046302	FIRST CLASS TRAINING	EXCEL & WORD TRAINING SERVICES	630.00
24/05/2016	EF046303	BUSSELTON ALLSPORTS -T/A BUSSELTON JETTY SWIM	SPONSORSHIP - JETTY SWIM 2016	17,160.00
24/05/2016	EF046304	GMAS SWIMMING CLUB INC	KIDSPORT VOUCHERS	400.00
24/05/2016	EF046305	DEPARTMENT OF TRANSPORT	VEHICLE OWNERSHIP SEARCHES	706.85
24/05/2016	EF046306	LANDSAVE ORGANICS	LANDSCAPING - SUPPLY COMPOST & LAWN BLENDS	5,167.25
24/05/2016	EF046307	BUNBURY CITY GLASS	GLASS WORK SERVICES - AGED HOUSING	449.28

6.2

Attachment A

List of Payments Made - May 2017

24/05/2016	EF046308	PRIME INDUSTRIAL PRODUCTS PTY LTD	SAFETY EQUIPMENT	3,997.98
24/05/2016	EF046309	TOWN OF PORT HEDLAND	TRANSFER OF LSL FOR FORMER EMPLOYEE	9,421.80
24/05/2016	EF046310	PROFESSIONAL CABLING	TELEPHONE CABLING DUNSBOROUGH LIBRARY	572.00
24/05/2016	EF046311	ST JOHN AMBULANCE	TRAINING SERVICES & FIRST AID SUPPLIES	367.20
24/05/2016	EF046312	BRIDGESTONE	TYRE SERVICES	8,581.46
24/05/2016	EF046313	OPTEON WESTERN AUSTRALIA PTY LTD	VALUATIONS - CHAPMAN HILL RD & QUEEN ELIZ AVE	1,630.00
24/05/2016	EF046314	YALLINGUP COFFEE ROASTING COMPANY	DUNS LIBRARY - COFFEE MACHINE CONSUMABLES	140.00
24/05/2016	EF046315	HEATLEY INDUSTRIAL & SAFETY	SAFETY EQUIPMENT	177.85
24/05/2016	EF046316	BOWMAN & ASSOCIATES PTY LTD	WASTE CONSULTANCY - DUNSBOROUGH CELL 1	37,130.50
24/05/2016	EF046317	BANG THE TABLE	COMMUNITY SURVEY SERVICES	6,050.00
24/05/2016	EF046318	BUSSELTON BEARING SERVICES	BEARING SUPPLIES	1,979.99
24/05/2016	EF046319	DD & HA SMITH	PAINTING SERVICES - AGED HOUSING	4,510.00
24/05/2016	EF046320	ROBINS HOCKEY CLUB INC	KIDSPORT VOUCHER	170.00
24/05/2016	EF046321	GREY GOLD CONSTRUCTIONS	CONCRETE SERVICES - DUNS LIONS PARK	1,265.00
24/05/2016	EF046322	SAINTS JUNIOR FOOTBALL CLUB - BUSSELTON	KIDSPORT VOUCHERS	720.00
24/05/2016	EF046323	DIMENSION DATA LEARNING SOLUTIONS	MASTERING BUSINESS ANALYSIS TRAINING	4,389.00
24/05/2016	EF046324	MCLEODS BARRISTERS & SOLICITORS	LEGAL SERVICES & ADVICE	12,448.95
24/05/2016	EF046325	AUSQ TRAINING	TRAINING SERVICES - TRAFFIC MANAGEMENT	1,158.00
24/05/2016	EF046326	GEOGRAPHE FORD - BUSSELTON	VEHICLE PURCHASES / SERVICES / PARTS	150.00
24/05/2016	EF046327	ENVIRONEX INTERNATIONAL PTY LTD	POOL CHEMICALS FOR GLC	2,550.24
24/05/2016	EF046328	CDJ ENGINEERING & CONSULTANCY SERVICES	AIRCONDITION MAINTENANCE - GLC	715.00
24/05/2016	EF046329	COMPLETE PORTABLES	PORTABLE TOILET & SEA CONTAINER HIRE	2,677.82
24/05/2016	EF046330	ANNA FOLEY	MANUAL HANDLING TRAINING	1,125.00
24/05/2016	EF046331	SCOPE BUSINESS IMAGING	ELECTRONIC EQUIPMENT	102.16
24/05/2016	EF046332	COVS PARTS PTY LTD	AUTOMOTIVE PARTS	41.68
24/05/2016	EF046333	GEOSPREAD & AG CONTRACTING	BUSSELTON WASTE - GREEN WASTE MULCHING	38,600.10
24/05/2016	EF046334	ECO-FX LED PTY LTD	NAT COMMUNITY CENTRE -INSTALL LED LIGHTING	17,840.90
27/05/2016	EF046335	CANCELLED	PRINTING ERROR	0.00
24/05/2016	EF046336	BUKIDO TAIJUTSU	KIDSPORT VOUCHERS	900.00
24/05/2016	EF046337	ALL 4x4 SERVICES	VEHICLE MAINTENANCE SERVICES	64.05
24/05/2016	EF046338	GROUP TRAINING SOUTH WEST	HIRE OF APPRENTICE MECHANIC	5,509.89
24/05/2016	EF046339	JSW TRAINING & COMMUNITY SERVICES	BUS HIRE - YOUTH ACTIVITIES	250.00
24/05/2016	EF046340	DANIEL FRITCHLEY	ENGINEERING DRAFTING SERVICES	8,027.50
24/05/2016	EF046341	QUEST ON RHEOLA	ACCOMMODATION - STAFF TRAINING	1,245.00
24/05/2016	EF046342	DR L.D. TERACE PRACTICE	MEDICO LEGAL ADVICE	990.00
24/05/2016	EF046343	TALIS CONSULTANTS PTY LTD ATF TALIS UNIT TRUST	SOUTH WEST WASTE SITE SELECTION STUDY	15,103.28

24/05/2016	EF046344	BMA-BUSSELTON MARTIAL ARTS	KIDSPORT VOUCHERS	400.00
24/05/2016	EF046345	MARGARET RIVER FENCING	SUPPLY TEMPORARY FENCING & LINE FENCING	5,139.75
24/05/2016	EF046346	GRACE RECORDS MANAGEMENT (AUSTRALIA) PTY LTD	RECORDS STORAGE SERVICES	486.06
24/05/2016	EF046347	KATIE GARNETT	WELLNESS PROGRAM	1,488.00
24/05/2016	EF046348	IMAGE BOLLARDS PTY LTD	FOOTPATH MAINTENANCE	126.50
24/05/2016	EF046349	SOUTH WEST EMPLOYEE ASSISTANCE PROGRAM	MEDICAL SERVICES - EMPLOYEES	3,553.00
24/05/2016	EF046350	JOSH PALMATEER SURF ACADEMY	GAP SUMMER PROGRAM - YOUTH EVENTS	880.00
24/05/2016	EF046351	OCEANIC MARINE	DIVE BLOCK REPAIRS - GLC	454.00
24/05/2016	EF046352	SOUTH WEST WINDSCREEN & GLASS	PLANT WINDSCREEN REPLACEMENT	1,850.00
24/05/2016	EF046353	TOASTEES WETSUITS AUSTRALIA	SWIMMING INSTRUCTORS RASHIES - GLC	602.00
24/05/2016	EF046354	RENDEZVOUS HOTEL PERTH SCARBOROUGH	ACCOMMODATION - STAFF TRAINING	516.00
24/05/2016	EF046355	EAGLE BAY COMMUNITY HALL ASSOCIATION INC	VENUE HIRE - SURVEY WORKSHOP & MEELUP	80.00
24/05/2016	EF046356	DUNWELDS	DUNS WASTE - LOADER SHED DOOR REPAIRS	2,474.70
24/05/2016	EF046357	WESTSIDE TILT TRAY SERVICE	ABANDONED CAR REMOVAL	330.00
24/05/2016	EF046358	OPTUS BILLING SERVICES PTY LTD	FIXED INTERNET ACCESS	2,094.46
24/05/2016	EF046359	DUNSBOROUGH HARDWARE & HOME CENTRE	HARDWARE SUPPLIES	235.06
24/05/2016	EF046360	EFAX AUSTRALIA	FAX SERVICE PROVIDER	5.39
24/05/2016	EF046361	SOLID BRICKPAVING	REINSTATE VARIOUS DRIVEWAYS AFTER ROADWORKS	1,391.61
24/05/2016	EF046362	OFFICEMAX AUSTRALIA LTD	STATIONERY SUPPLIES	2,022.15
24/05/2016	EF046363	SUSSEX TURF CONTROL	TOP DRESS & FERTILISE VARIOUS OVALS	9,569.50
24/05/2016	EF046364	WARREN BLACKWOOD WASTE	BIN CLEANING AND BULK BIN SERVICES	5,412.00
24/05/2016	EF046365	CAPE CRANE HIRE	CRANE HIRE - DUNSBOROUGH WASTE FACILITY	2,233.00
24/05/2016	EF046366	DEPARTMENT OF HUMAN SERVICES	CHARGES FOR CENTREPAY FACILITY	112.86
24/05/2016	EF046367	RAC DRIVING CENTRE	DRIVER TRAINING - WASTE EMPLOYEES	2,243.60
24/05/2016	EF046368	LG CONNECT PTY LTD	COMPUTER TECHNICAL CONSULTING	2,760.00
24/05/2016	EF046369	ALPHA PEST ANIMAL SOLUTIONS	FOX BAITING PROGRAM - VARIOUS RESERVES	3,415.06
24/05/2016	EF046370	ADVANCED DRIVEWAY SEALING	PRESSURE CLEANING & MISC WORKS	3,275.25
24/05/2016	EF046371	CISCO SYSTEMS CAPITAL AUSTRALIA PTY LTD	ONGOING LEASE FOR CISCO SMARTNET SUPPORT	4,457.46
24/05/2016	EF046372	TRISLED	BIKE PARTS - YOUTH PEDAL PRIX	130.00
24/05/2016	EF046373	CATALYTIC IT	IT EQUIPMENT AND SERVICES	7,444.80
24/05/2016	EF046374	OPUS INTERNATIONAL	CONSULTANCY - BUSSELTON WASTE TRANSFER STN	660.00
24/05/2016	EF046375	WAVES ENVIRONMENTAL PTY LTD	BUSSELTON GROUNDWATER INVESTIGATION	4,620.00
24/05/2016	EF046376	DYMOCKS - BUSSELTON	LIBRARY RESOURCES - BOOKS	4,213.63
24/05/2016	EF046377	BUNBURY LAWN & GARDEN SUPPLIES	POWER DIRT TO BUSSELTON WASTE FACILITY	4,400.00
24/05/2016	EF046378	BROADWATER MEDICAL CENTRE	PRE EMPLOYMENT MEDICAL SERVICES	553.50
24/05/2016	EF046379	CANCELLED	PRINTING ERROR	0.00

24/05/2016	EF046380	BCP MATERIALS PTY LTD	SAND SUPPLIES - VARIOUS ROAD & OVAL WORKS	50,043.60
24/05/2016	EF046381	BCP LIQUID WASTE	LIQUID WASTE SERVICES - VARIOUS BUILDINGS	2,983.80
24/05/2016	EF046382	NATURALISTE GLASS PTY LTD	GLASS REPAIRS - NAT COMMUNITY CENTRE	279.00
24/05/2016	EF046383	CONVIC PTY LTD	BUSSELTON FORESHORE - SKATE PARK	22,000.00
24/05/2016	EF046384	STATEWIDE DOORS BUSSELTON	INSTALL & REPAIR ROLLER DOORS - ART GEO & GLC	1,730.00
24/05/2016	EF046385	GRANITE NETWORKS PTY LTD	IT SERVICES AND HARDWARE	773.30
24/05/2016	EF046386	KLEENHEAT NATURAL GAS	KOOKABURRA NATURAL GAS	601.95
24/05/2016	EF046387	ANGELA GRIFFIN	STAFF REIMBURSEMENT - YOUTH PROGRAMS	254.82
24/05/2016	EF046388	COLES.COM.AU	COUNCIL & STAFF REFRESHMENTS	239.14
24/05/2016	EF046389	BINDI NUTRITION PTY LTD	ENERGY & NUTRITION PRODUCTS - GLC PRO SHOP	233.25
24/05/2016	EF046390	4D GLOBAL	DIGITIZER PEN KIT - ENGINEERING DESIGN	97.63
24/05/2016	EF046391	POLYLINK	RETICULATION SUPPLIES & REPAIRS	7,532.80
24/05/2016	EF046392	FIONA SLEE	CLEANING SERVICES - SES BUILDING	200.00
24/05/2016	EF046393	EVERETT'S HOME AND YARD MAINTENANCE	MAINTENANCE SERVICES - VARIOUS BUILDINGS	1,535.00
24/05/2016	EF046394	MARKETFORCE PTY LTD	ADVERTISING SERVICES - EMPLOYMENT & LOCAL LAW	2,423.33
24/05/2016	EF046395	CREATIVE EIGHT STUDIO	DESIGN SERVICES - AIRPORT COMMUNICATION PLAN	832.00
24/05/2016	EF046396	LOTEX FILTER CLEANING SERVICE	PLANT FILTER CLEANING SERVICE	334.25
24/05/2016	EF046397	TROPHIES ON TIME	NAME BADGE SUPPLIER	234.00
24/05/2016	EF046398	KLEENIT PTY LTD	VARIOUS GRAFFITI REMOVAL	2,619.65
24/05/2016	EF046399	COMBINED METAL INDUSTRIES	STEEL PRODUCTS SUPPLIER	93.63
24/05/2016	EF046400	HARVEY NORMAN AV/IT SUPERSTORE BUSSELTON	TRADESMEN PACK & PORTABLE HARD DRIVE	1,125.00
24/05/2016	EF046401	JONES MARINE	BEACH ENCLOSURE MAINTENANCE	1,400.00
24/05/2016	EF046402	STIHL SHOP DUNSBOROUGH	PLANT PURCHASES / SERVICES / PARTS	1,254.10
24/05/2016	EF046403	RIGHT FITNESS	GLC GYM FITNESS EQUIPMENT SERVICING	693.00
24/05/2016	EF046404	CYCLING EVENTURES PTY LTD	EVENTS GRANT - DELIRIUM 24H RACE 16-17	5,500.00
24/05/2016	EF046405	ATLAS COPCO	PURCHASE COMPACTION EQUIPMENT	2,475.00
24/05/2016	EF046406	SOGGYBONES	EVENT COORDINATION - SKATE COMPETITION	800.00
24/05/2016	EF046407	BARRY ALLEN ELECTRICAL SERVICES PTY LTD	ELECTRICAL SERVICES - VARIOUS BUILDINGS	938.85
24/05/2016	EF046408	BUSSELTON AUTO ELECTRICS	AUTO ELECTRICAL SERVICES	1,337.74
24/05/2016	EF046409	QUEST ROCKINGHAM	ACCOMMODATION - STAFF TRAINING	209.00
24/05/2016	EF046410	BUNBURY COFFEE MACHINES	COFFEE MACHINE SUPPLIES - GLC	487.00
24/05/2016	EF046411	BBS COLLECTIONS PTY LTD	DEBT COLLECTION SERVICES	10.00
24/05/2016	EF046412	SOUTH WEST CRANE SERVICES	CRANE HIRE - TRANSPORT RAILWAY TRACK	1,254.00
24/05/2016	EF046413	WARREN ELECTRICAL STORE	ELECTRICAL CONTRACTING - AGED HOUSING	55.00
24/05/2016	EF046414	IMAGELAB	ADVERTISING FOR ART GEO EXHIBITIONS	330.00
24/05/2016	EF046415	SAFETY WORLD PTY LTD	SAFETY EQUIPMENT PRODUCTS	266.20

24/05/2016	EF046416	MERCER CONSULTING (AUSTRALIA) PTY LTD	STAFF CLASSIFICATION & REMUNERATION ADVICE	27,120.94
24/05/2016	EF046417	BUSSELTON DUNSBOROUGH MAIL	ADVERTISING SERVICES	3,022.37
24/05/2016	EF046418	YALLINGUP MAZE	YOUTH ACTIVITIES - SCHOOL & GROUP BOOKINGS	157.50
24/05/2016	EF046419	LEEWIN RIDGE ROOF PLUMBING	INSTALL PATIO AWNINGS - BUSSELTON DEPOT	4,572.32
24/05/2016	EF046420	GLOBAL SYNTHETICS PTY LTD	GABION BASKETS FOR DUNS LIONS PARK	6,491.01
24/05/2016	EF046421	PAUL WILKINSON	MAINTENANCE SERVICES - AGED HOUSING	4,326.57
24/05/2016	EF046422	FORRESTBRIDGE PTY LTD	SOLAR SECURITY CAMERA - DUNS WASTE FACILITY	4,466.00
24/05/2016	EF046423	ENSIGN A SPOTLESS COMPANY	LINEN HIRE - KOOKABURRA CARAVAN PARK	95.45
24/05/2016	EF046424	AUSTRALIAN FLAG MAKERS	FLAG SUPPLIER	925.87
24/05/2016	EF046425	FARMBAY CONTRACTING	VEHICLE RECOVERY & TOWING	450.00
24/05/2016	EF046426	NISBETS EXPRESS CATERING EQUIPMENT	RECORDS MOBILE TROLLEY PURCHASE	280.50
24/05/2016	EF046427	N SQUARED SOLUTIONS PTY LTD	DIGITAL INTERACTIVE TABLE - BSN LIBRARY	16,979.20
24/05/2016	EF046428	CONSULTING COORDINATION	TRAINING SERVICES - PLAYGROUND INSPECTIONS	3,960.00
24/05/2016	EF046429	COMMUNICATIONS PLUS	TELECOMMUNICATIONS AND IT SUPPORT	330.00
24/05/2016	EF046430	CITY OF KWINANA	TRANSFER OF LSL FOR FORMER EMPLOYEE	9,842.40
24/05/2016	EF046431	BLUEWATER PRINT	POSTERS & FLYERS - BOOKS BY THE BAY EVENT	946.00
24/05/2016	EF046432	ABIGAIL COX	ENERGY & NUTRITION PRODUCTS - GLC PRO SHOP	32.00
24/05/2016	EF046433	DELL SECURE WORKS	CYBER SECURITY SOFTWARE	4,174.50
24/05/2016	EF046434	THE GOOSE RESTAURANT	CATERING - STATE FUNDING ANNOUNCEMENT	970.00
24/05/2016	EF046435	SUZIE & ED CHIDGEY	REFUND VACATION CARE FEES - GLC	26.00
24/05/2016	EF046436	SOUTH REGIONAL TAFE	STAFF EDUCATION & TRAINING	1,001.40
24/05/2016	EF046437	EMILY DOUGLAS DESIGN	GRAPHIC DESIGN WORK - ART GEO	214.50
24/05/2016	EF046438	ARROW BRONZE	MEMORIAL PLAQUES SUPPLIER	6,723.96
24/05/2016	EF046439	STEWART & HEATON CLOTHING CO PTY LTD	PROTECTIVE CLOTHING SUPPLIER	1,024.10
24/05/2016	EF046440	TAS'S BAKERY	CATERING - BUSHFIRE BRIGADES TRAINING	1,346.22
24/05/2016	EF046441	BUSSELTON RURAL SUPPLIES	RURAL SUPPLIES - POUND & PEST CONTROL	269.91
24/05/2016	EF046442	PK COURIERS	COURIER SERVICES	854.70
24/05/2016	EF046443	DOTS POTS & OFFICE FURNITURE	OFFICE FURNITURE SUPPLIER	243.00
24/05/2016	EF046444	BUSSELTON TOYOTA	VEHICLE PURCHASES / SERVICES / PARTS	1,657.88
24/05/2016	EF046445	BELL FIRE EQUIPMENT CO	FIRE EQUIPMENT SUPPLIER - BUSSELTON LIBRARY	87.09
24/05/2016	EF046446	GILS MOWING	MAINTENANCE SERVICES - AGED HOUSING	585.00
24/05/2016	EF046447	ECOSYSTEMS SOLUTIONS	CONSULTANCY - POSSUM SPOTTING & SURVEY	1,045.00
24/05/2016	EF046448	BOC GASES AUSTRALIA LTD	GAS SERVICES	2,909.71
24/05/2016	EF046449	CJD EQUIPMENT PTY LTD	PLANT PURCHASES / SERVICES / PARTS	2,199.14
24/05/2016	EF046450	COMMERCIAL CLEANING EQUIPMENT	CLEANING EQUIPMENT SUPPLIES - GLC	2,324.58
24/05/2016	EF046451	DAVID GRAY & CO	GARBAGE BINS & PARTS SUPPLIER	247.50

6.2

Attachment A

List of Payments Made - May 2017

24/05/2016	EF046452	FENNESSY'S	VEHICLE PURCHASES / SERVICES / PARTS	734.22
24/05/2016	EF046453	FTE ENGINEERING	PLANT MAINTENANCE SERVICES	1,455.75
24/05/2016	EF046454	GEOGRAPHE TIMBER & HARDWARE	VARIOUS HARDWARE SUPPLIES	1,649.83
24/05/2016	EF046455	SOUTHERN LOCK & SECURITY	SECURITY SERVICES - KEY & LOCK REPAIRS	72.25
24/05/2016	EF046456	T J DEPIAZZI & SONS	MULCH & MARRI WOOD CHIPS	3,392.95
24/05/2016	EF046457	KD POWER & CO	PLANT HIRE & WEIGHBRIDGE SERVICES	7,795.70
24/05/2016	EF046458	B & J CATALANO PTY LTD	CRUSHED GRAVEL PURCHASES - VARIOUS ROADS	60,842.89
24/05/2016	EF046459	RTW STEEL FABRICATION & CONSTRUCTION	LIGHT POLE SUPPORT BRACKETS - LANDING PLATFORM	4,675.00
24/05/2016	EF046460	HOLCIM (AUSTRALIA) PTY LTD T/A HUMES	CONCRETE PIPES, LINERS & COVERS	17,097.43
24/05/2016	EF046461	MALATESTA ROAD PAVING & HOTMIX	ROAD HOTMIX / PAVING SERVICES	103,669.60
24/05/2016	EF046462	BUCHER MUNICIPAL PTY LTD	ENGINEERING - PLANT SPARES & SERVICING	570.24
24/05/2016	EF046463	NICHOLLS MACHINERY	PLANT PURCHASES / SERVICES / PARTS	1,769.95
24/05/2016	EF046464	SOUTHWEST CABINETS & FURNITURE	JARRAH TIMBER FOR DUNS LIONS PARK	660.00
24/05/2016	EF046465	TRADELINK	PLUMBING SERVICES	97.24
24/05/2016	EF046466	ROYAL LIFE SAVING SOCIETY - AUSTRALIA	AWARD FEES CPR - GLC	176.00
24/05/2016	EF046467	EAGLE BAY VOLUNTEER BUSHFIRE BRIGADE	HAZARD REDUCTION BURN - MEELUP REG PARK	500.00
24/05/2016	EF046468	BUSSELTON HOME TIMBER & HARDWARE	HARDWARE SUPPLIES	869.85
24/05/2016	EF046469	LANDGATE CUSTOMER ACCOUNT	LAND INFORMATION AND TITLE SEARCHES	1,048.55
24/05/2016	EF046470	DELRON CLEANING BUSSELTON	CLEANING SERVICES - VARIOUS BBQ'S	9,240.14
24/05/2016	EF046471	SOUTH WEST STEEL PRODUCTS	STEEL PRODUCTS SUPPLIER	4,153.99
24/05/2016	EF046472	HOLCIM (AUSTRALIA) PTY LTD	CONCRETE SUPPLIES - VARIOUS FOOTPATHS	12,678.80
24/05/2016	EF046473	SPORTS POWER	SPORT EQUIPMENT SUPPLIER - GLC & NCC	745.00
24/05/2016	EF046474	SOUTH WEST MACHINING CENTRE	STEEL PRODUCTS SUPPLIER & REPAIRS	572.00
24/05/2016	EF046475	GEOGRAPHE PETROLEUM	FUEL SERVICES	9,820.00
24/05/2016	EF046476	ERS AUSTRALIA PTY LTD	MAINTENANCE PART WASHER SERVICE	903.10
24/05/2016	EF046477	LANDGATE (VALUER GENERAL'S OFFICE)	LAND RATING VALUATIONS	6,389.77
24/05/2016	EF046478	PENDREY AGENCIES P/L	JARRAH STAKES. TREE GUARDS & MACRACOTE	45,155.00
24/05/2016	EF046479	W A LIBRARY SUPPLIES	LIBRARY RESOURCES - CLAX FOLDING TROLLEY	495.00
24/05/2016	EF046480	STAPLES AUSTRALIA PTY LTD	STATIONERY SUPPLIER	1,635.67
24/05/2016	EF046481	GALVINS PLUMBING PLUS	HEAVY DUTY PVC PIPES - KENT STREET DRAINAGE	1,232.00
24/05/2016	EF046482	BUSSELTON MOTORS (MITSUBISHI/MAZDA)	VEHICLE PURCHASES / SERVICES / PARTS	391.85
24/05/2016	EF046483	ARMANTI TILES AND BATHROOMS BUSSELTON	TILING SUPPLIES - DAVCO GROUT	39.60
24/05/2016	EF046484	COURIER AUSTRALIA	COURIER SERVICES	547.58
24/05/2016	EF046485	DUNSBOROUGH BOBCAT SERVICE	EARTHMOVING - BOBCAT HIRE	4,504.50
24/05/2016	EF046486	BUSSELTON VETERINARY HOSPITAL	VETERINARY SERVICES	523.50
24/05/2016	EF046487	MERCURE HOTEL PERTH	ACCOMMODATION - STAFF TRAINING	293.00

6.2

Attachment A

List of Payments Made - May 2017

24/05/2016	EF046488	PRO-LINE KERBING	KERBING SERVICES - VARIOUS WORKS	26,717.68
24/05/2016	EF046489	AUSTRALIA POST	POSTAL SERVICE	4,374.09
24/05/2016	EF046490	ROD'S AUTO ELECTRICS	AUTO ELECTRICAL SERVICES	690.03
24/05/2016	EF046491	OTIS ELEVATOR COMPANY PTY LTD	ELEVATOR SERVICES - CRC BUILDING	918.50
24/05/2016	EF046492	BUSSELTON SENIOR CITIZENS CENTRE	QUARTERLY DONATION PAYMENT	22,093.50
24/05/2016	EF046493	SW PRECISION PRINT	PRINTING SERVICES & STAFF CONFERENCE GIFTS	3,577.00
24/05/2016	EF046494	PRESTIGE PRODUCTS	HOSPITALITY EQUIPMENT SUPPLIER	8,360.29
24/05/2016	EF046495	SOUTH WEST ISUZU	PLANT PURCHASES / SERVICES / PARTS	2,251.04
24/05/2016	EF046496	BLACKWOODS	FLEET CONSUMABLES & MAINTENANCE PARTS	464.10
24/05/2016	EF046497	BAY SIGNS	SIGNAGE SERVICES	2,020.90
24/05/2016	EF046498	ACTIV FOUNDATION INC	PARKS & GARDENS MAINTENANCE	25,602.50
24/05/2016	EF046499	GEOGRAPHE UNDERGROUND SERVICES	UNDERGROUND SERVICES - CHURCHILL PARK	4,180.00
24/05/2016	EF046500	BUSSELTON PEST & WEED CONTROL	PEST CONTROL SERVICES	17,075.69
24/05/2016	EF046501	ALL BUSSELTON GAS & PLUMBING SERVICE	PLUMBING SERVICES - AGED HOUSING	125.00
24/05/2016	EF046502	MILDWATERS ELECTRICAL	ELECTRICAL SERVICE-VARIOUS BUILDINGS & RESERVES	13,855.80
24/05/2016	EF046503	WORKFORCE ROAD SERVICES	LINE MARKING SERVICES - LAYMAN ROAD	5,452.87
24/05/2016	EF046504	PROTECTOR ALSAFE	PROTECTIVE CLOTHING SUPPLIER	519.75
24/05/2016	EF046505	COTAN PTY LTD	ENGINEERING SERVICES - OLD BUTTER FACTORY	2,640.00
24/05/2016	EF046506	DUNSBOROUGH & DISTRICT COUNTRY CLUB	ROOM HIRE TOBY INLET COMMUNITY WORKSHOP	200.00
24/05/2016	EF046507	WESTRAC EQUIPMENT P/L	PLANT PURCHASES / SERVICES / PARTS	9,466.70
24/05/2016	EF046508	BUSSELTON BUILDING PRODUCTS	BUILDING PRODUCT SUPPLIER	1,989.23
24/05/2016	EF046509	LAWRENCE & HANSON	ELECTRICAL/PROTECTIVE CLOTHING SUPPLIES	1,335.00
24/05/2016	EF046510	BUSSELTON FLORIST	FLOWERS - ART GEO & ANZAC DAY WREATH	167.00
24/05/2016	EF046511	YALLINGUP COASTAL VOLUNTEER BUSHFIRE BRIGADE	HAZARD REDUCTION BURN - MEELUP REG PARK	600.00
24/05/2016	EF046512	VASSE BUSHFIRE BRIGADE	HAZARD REDUCTION BURN - MEELUP REG PARK	700.00
24/05/2016	EF046513	BUSSELTON SENIOR HIGH SCHOOL	COMMUNITY BID 2015 - 2016	11,000.00
24/05/2016	EF046514	YALLINGUP RURAL BUSHFIRE BRIGADE	HAZARD REDUCTION BURN - MEELUP REG PARK	850.00
24/05/2016	EF046515	B & B STREET SWEEPING	STREET SWEEPING & SAND TRAP PUMP SERVICE	29,888.10
24/05/2016	EF046516	UNIQCO INTERNATIONAL	UNIFLEET SERVICES - MONTHLY SUBSCRIPTION	1,051.41
24/05/2016	EF046517	WORK CLOBBER	PROTECTIVE CLOTHING SUPPLIER	1,887.96
24/05/2016	EF046518	AMITY SIGNS	SIGNAGE SERVICES	1,223.75
24/05/2016	EF046519	TOTAL EDEN PTY LTD	RETICULATION SUPPLIES	2,540.83
24/05/2016	EF046520	BUSSELTON STEEL & METALAND	STEEL PRODUCTS SUPPLIER	146.49
24/05/2016	EF046521	BRAD SCOTT ELECTRICAL CONTRACTOR	ELECTRICAL SERVICES - VARIOUS WORKS	59,338.05
24/05/2016	EF046522	KLEENHEAT GAS	GAS SERVICES	2,127.83
24/05/2016	EF046523	BUNNINGS BUILDING SUPPLIES	HARDWARE SUPPLIES	8,343.12

24/05/2016	EF046524	BUSSELTON SEA SCOUTS GROUP	KIDSPORT VOUCHERS	1,075.00
24/05/2016	EF046525	BUSSELTON AND SUGITO SISTER CITIES ASSOCIATION	COMMUNITY BID - SISTER CITY BANNERS	1,660.00
24/05/2016	EF046526	ELLENBY TREE FARM PTY LTD	NURSERY SERVICES - BUSSELTON FORESHORE	11,539.00
24/05/2016	EF046527	BENARA NURSERY	NURSERY SUPPLIES	522.50
24/05/2016	EF046528	BUSSELTON REFRIGERATION & AIRCONDITIONING	DEGAS FRIDGES AT BSN & DUNSB WASTE FACILITIES	2,190.10
24/05/2016	EF046529	(NAS) NIGHT ALARM SECURITY	SECURITY SERVICES	122.85
24/05/2016	EF046530	CHEM CENTRE	LABORATORY SERVICES - WATER SAMPLES	1,237.50
24/05/2016	EF046531	M & B SALES	HARDWARE SERVICES	128.64
24/05/2016	EF046532	SOUTHWEST TYRE SERVICE	PLANT TYRE SUPPLIER / REPAIRER	1,440.00
24/05/2016	EF046533	BRAD GOODE	CONSULTANCY ABORIGINAL HERITAGE MONITORING	1,401.40
24/05/2016	EF046534	ANGLICAN PARISH OF BUSSELTON	HALL HIRE - LOWER VASSE RIVER COM. WORKSHOP	350.00
24/05/2016	EF046535	COATES HIRE	HIRE HEAVY PLANT EQUIPMENT	10,340.00
24/05/2016	EF046536	ANIMAL CARE EQUIP & SERVICES AUST P/L	ANIMAL SUPPLIES - DOG TIDY BAGS	3,560.00
24/05/2016	EF046537	A D COOTE & CO	SHEET METAL WORK - LANDING PLATFORM	4,306.50
24/05/2016	EF046538	CHUBB FIRE & SECURITY PTY LTD	FIRE EQUIPMENT SERVICES - NAT COM CENTRE	210.85
24/05/2016	EF046539	COLES	COUNCIL & STAFF REFRESHMENTS	258.70
24/05/2016	EF046540	CARDNO (WA) PTY LTD	CONSULTANCY - MILNE STREET CHANGE ROOMS	13,695.00
24/05/2016	EF046541	DUNSBOROUGH & DISTRICTS WATER CARTAGE	WATER CARTAGE & PLANT HIRE FOR DUST CONTROL	6,358.00
24/05/2016	EF046542	CAPERS SOUTHWEST CATERING SERVICES	CATERING - COUNCIL & OTHER MEETINGS	2,800.00
24/05/2016	EF046543	BUSSELTON JETTY ENVIRONMENT &	FRINGE FESTIVAL 2016 - HIRE OF JETTY TRAIN	1,000.00
24/05/2016	EF046544	SOUTHERN MACHINING & MAINTENANCE	MAINTENANCE SERVICES	2,524.50
24/05/2016	EF046545	AIRPORT LIGHTING SPECIALISTS	ELECTRICAL SERVICES - BUSSELTON AIRPORT	1,614.91
24/05/2016	EF046546	CARBONE BROS PTY LTD	SUPPLY CRUSHED LIMESTONE FOR CYCLEWAYS	60,459.89
24/05/2016	EF046547	SPORTS TURF TECHNOLOGY	SOIL SAMPLING TESTS	1,294.00
24/05/2016	EF046548	BUSSELTON WELDING SERVICES	WELDING SERVICES	660.00
24/05/2016	EF046549	TRUCKLINE	PLANT PURCHASES / SERVICES / PARTS	108.87
24/05/2016	EF046550	EARTH 2 OCEAN COMMUNICATIONS VICMAR	COMMUNICATION SERVICES - RADIO REPAIRS	396.00
24/05/2016	EF046551	BUSSELTON FOOTBALL & SPORTSMAN CLUB	ELECTRICITY REIMBURSEMENT	241.87
24/05/2016	EF046552	BUNBURY HIAB AND TILTRAY (HOTMAC GOLD PTY LTD T/AS	TRANSPORT & TILT TRAY SERVICES	726.00
24/05/2016	EF046553	D W & S V ROBERTS	CONCRETE SERVICES - FOOTPATHS	32,390.88
24/05/2016	EF046554	GAS-IT PIPE CONTRACTING	LOCATE SERVICES FOR DRAINAGE WORKS	2,844.60
24/05/2016	EF046555	TYREPOWER BUSSELTON	PLANT TYRE SUPPLIER / REPAIRER	1,475.00
24/05/2016	EF046556	BAYVIEW GEOGRAPHE RESORT	ACCOMMODATION - STAFF TRAINING	132.50
24/05/2016	EF046557	REECE PTY LIMITED	PLUMBING SERVICES - KOOKABURRA	58.76
24/05/2016	EF046558	AUTO - ONE	PLANT PURCHASES / SERVICES / PARTS	5,732.80
24/05/2016	EF046559	SUSSEX BUSHFIRE BRIGADE	PETTY CASH & HAZARD REDUCTION MEELUP PARK	966.38

6.2

Attachment A

List of Payments Made - May 2017

24/05/2016	EF046560	RICOH BUSINESS CENTRE	OFFICE EQUIPMENT SERVICES	10,934.82
24/05/2016	EF046561	GHD PTY LTD	CONSULTANCY NOISE MODELLING REVIEW	1,782.00
24/05/2016	EF046562	AUSTRALIAN INSTITUTE OF MANAGEMENT	STAFF TRAINING	780.00
24/05/2016	EF046563	WREN OIL	WASTE OIL SERVICES	429.00
24/05/2016	EF046564	BUSSELTON VOLLEYBALL ASSOCIATION	GRANT-2015 BEACH VOLLEYBALL TOUR - RETURNED	0.00
24/05/2016	EF046565	CAPE CELLARS BUSSELTON	COUNCIL REFRESHMENTS	1,410.47
24/05/2016	EF046566	VM VISIMAX	FIRE EQUIPMENT SUPPLIER	205.80
24/05/2016	EF046567	WA RANGERS ASSOCIATION	RANGERS NOTEBOOKS	441.00
24/05/2016	EF046568	CROSS SECURITY SERVICES	SECURITY SERVICES - VARIOUS BUILDINGS	1,473.52
24/05/2016	EF046569	LAMANNA COMMERCIAL PLUMBING & DRAINAGE	EXCAVATOR HIRE - DRAINAGE WORKS	15,048.00
24/05/2016	EF046570	BURKE AIR	AIR CONDITIONING MAINTENANCE	4,023.80
24/05/2016	EF046571	WML CONSULTANTS PTY LTD	CONSULTANCY - GALE STREET BEACH ACCESS RAMP	2,136.75
24/05/2016	EF046572	LOCK AROUND THE CLOCK	SECURITY SERVICES	550.15
24/05/2016	EF046573	GEORGIANA MOLLOY ANGLICAN SCHOOL	KIDSPORT VOUCHERS	829.56
24/05/2016	EF046574	SURVCON PTY LTD	SURVEY SERVICES - ENGINEERING WORKS	7,540.50
24/05/2016	EF046575	GANNAWAYS CHARTER AND TOURS	BUS HIRE SERVICE - VACATION CARE PROGRAM	425.00
24/05/2016	EF046576	LEEWIN TRANSPORT	COURIER SERVICES	1,484.94
24/05/2016	EF046577	FOXTEL CABLE TELEVISION PTY LTD	CABLE TV SUBSCRIPTION - GLC	210.00
24/05/2016	EF046578	GRASSIAS TURF MANAGEMENT	CRICKET PITCH MANAGEMENT SERVICES	3,680.41
24/05/2016	EF046579	GEOGRAPHE SAWS AND MOWERS	PLANT PURCHASES / SERVICES / PARTS	1,746.00
24/05/2016	EF046580	SAFE & SURE SECURITY PTY LTD	SECURITY SERVICES - VARIOUS BUILDINGS	990.00
24/05/2016	EF046581	OUTSIDE INFLUENCE	FENCE REPAIR - AGED HOUSING	1,125.00
24/05/2016	EF046582	CITY AND REGIONAL FUELS	FUEL SERVICES	4,119.66
24/05/2016	EF046583	ARTSOURCE	ASSOCIATE MEMBERSHIP - ART GEO	180.00
24/05/2016	EF046584	GREENWAY ENTERPRISES	NURSERY SUPPLIES	1,145.08
24/05/2016	EF046585	LD TOTAL	LANDSCAPING & TIMBER WORKS BSN FORESHORE	36,076.92
24/05/2016	EF046586	AERODROME MANAGEMENT SERVICES PTY LTD	AIR SERVICES - OLS & ICAO CHARTS	9,827.40
24/05/2016	EF046587	TOTAL HORTICULTURAL SERVICES	LANDSCAPING SERVICES - RESERVE MAINTENANCE	19,694.84
24/05/2016	EF046588	LOCAL BINS	BULK BIN SERVICES - AGED HOUSING	440.00
24/05/2016	EF046589	DIRECT DEMOLITION	DEMOLITION SERVICES - TRANSFER ASBESTOS TO TIP	660.00
24/05/2016	EF046590	REFACE INDUSTRIES PTY LTD	LIBRARY RESOURCES - VMI HYBRID SERVICE	297.52
24/05/2016	EF046591	BDA TREE LOPPING	TREE LOPPING SERVICES	140,325.90
24/05/2016	EF046592	WA SKILLS TRAINING	TRAINING - CONFINED SPACE & GAS TESTING	299.00
24/05/2016	EF046593	TRADE HIRE	PLANT HIRE EQUIPMENT SERVICES	8,499.99
24/05/2016	EF046594	DOOR HARDWARE SOLUTIONS	HARDWARE SUPPLIES	639.10
24/05/2016	EF046595	URBAN DEVELOPMENT INSTITUTE OF AUSTRALIA	STAFF TRAINING - STRATA TITLE REFORM	95.00

24/05/2016	EF046596	ALLOY & STAINLESS PRODUCTS PTY LTD	PLANT PURCHASES / SERVICES / PARTS	306.90
24/05/2016	EF046597	CAPE RURAL CONTRACTING	FIRE CONTROL SERVICE - NON COMPLIANT PROPERTIES	2,475.00
24/05/2016	EF046598	AMBERGATE PLUMBING	PLUMBING SERVICES - VARIOUS BUILDINGS	13,186.17
24/05/2016	EF046599	LGMA (WA) DIVISION	LGMA MENTORS & ASPIRING LEADERS CONFERENCE	6,700.50
24/05/2016	EF046600	JUICE PRINT	PRINTING & SIGNAGE SERVICES	385.51
24/05/2016	EF046601	ALLEASING PTY LTD	COMPUTER LEASING PAYMENTS	75,405.39
24/05/2016	EF046602	THE ARTIST'S CHRONICLE	ADVERTISING - ART GEO EXHIBITIONS	2,370.00
24/05/2016	EF046603	FENCING SOLUTIONS	MAINTENANCE SERVICES - FENCING REPAIRS	1,540.00
24/05/2016	EF046604	AMAZING CLEAN	CLEANING SERVICES - AGED HOUSING	99.00
24/05/2016	EF046605	CRAVEN FOODS BUSSELTON	GLC KIOSK PURCHASES	176.27
24/05/2016	EF046606	FIRST CAPE NATURALISTE SCOUT GROUP	KIDSPORT VOUCHER	200.00
24/05/2016	EF046607	MJB INDUSTRIES PTY LTD	DRAINAGE SUPPLIES	2,318.80
24/05/2016	EF046608	BEACHSIDE BUILDING & MAINTENANCE	PAINTING MAINTENANCE - VARIOUS BUILDINGS	13,102.00
24/05/2016	EF046609	ELECTRICAL IRRIGATION SERVICES	ELECTRICAL SERVICES - PUMP REPAIRS	3,881.35
24/05/2016	EF046610	RAPID ASCENT PTY LTD	GRANT - ANACONDA ADVENTURE RACE	11,000.00
24/05/2016	EF046611	SHORE COASTAL PTY LTD	CONSULTANCY SERVICES - COASTAL WORKS	27,197.50
24/05/2016	EF046612	DELL AUSTRALIA PTY LTD	COMPUTER EQUIPMENT SUPPLIER	877.80
24/05/2016	EF046613	STRATEGEN ENVIRONMENTAL CONSULTANTS PTY LTD	CONSULTANCY - BUSHFIRE, AIRPORT & CEMETERY	23,696.75
24/05/2016	EF046614	CAPE DRYCLEANERS	LINEN CLEANING SERVICES	2.00
24/05/2016	EF046615	HIP POCKET WORK WEAR AND SAFETY	UNIFORM & PROTECTIVE CLOTHING SUPPLIER	119.65
24/05/2016	EF046616	PHYSIO SOUTHWEST	WELLNESS PROGRAM - PILATES	752.00
24/05/2016	EF046617	NEVERFAIL SPRINGWATER LTD	WATER REFILL SERVICE - DUNS WASTE FACILITY	140.95
24/05/2016	EF046618	PFD FOOD SERVICES PTY LTD	GLC KIOSK PURCHASES	2,687.30
24/05/2016	EF046619	T-QUIP	MOWER PARTS & SERVICE	1,746.50
24/05/2016	EF046620	BEACHLANDS LAWNMOWING SERVICE	LAWN MOWING SERVICE	260.00
26/05/2016	EF046621	HIF	HEALTH INSURANCE	215.55
26/05/2016	EF046622	CRAIG & SHEREE WOOD	LEASE AGREEMENT	820.00
26/05/2016	EF046623	PAY-PLAN PTY LTD	SALARY PACKAGING	11,231.66
26/05/2016	EF046624	HARCOURTS BUSSELTON	RENTAL LEASE AGREEMENT	840.00
26/05/2016	EF046625	AUSTRALIAN TAXATION OFFICE	PAYG TAXATION	189,091.00
26/05/2016	EF046626	AUSTRALIAN SERVICES UNION	UNION FEES	77.40
26/05/2016	EF046627	HBF HEALTH LIMITED	MEDICAL INSURANCE	489.35
26/05/2016	EF046628	LOCAL GOV'T RACE COURSE & CEMETERY EMPLOYEES	UNION FEES	317.76
26/05/2016	EF046629	DEPUTY CHILD SUPPORT REGISTRAR	SALARY DEDUCTIONS	879.85
26/05/2016	EF046630	CITY OF BUSSELTON-SOCIAL CLUB	SOCIAL CLUB REIMBURSEMENT	222.00
26/05/2016	EF046631	STAFF CHRISTMAS CLUB	PAYROLL DEDUCTIONS	3,535.00

26/05/2016	EF046632	CLICKSUPER PTY LTD	SUPERANNUATION	150,303.91
27/05/2016	EF046633	SARAH PIERSON	STAFF REIMBURSEMENT - TRAINING	457.20
27/05/2016	EF046634	SHARON WOODFORD-JONES	STAFF REIMBURSEMENT - MEETING EXPENSES	301.82
27/05/2016	EF046635	BRIAN MCCARROLL	STAFF REIMBURSEMENT - TRAINING	53.15
27/05/2016	EF046636	CRANEFORD PLUMBING PTY LTD	PLUMBING SERVICES	1,720.46
27/05/2016	EF046637	JULIE OATES	STAFF REIMBURSEMENT - TRAINING	81.00
27/05/2016	EF046638	BCP CIVIL & PLANT	EXCAVATOR & PLANT HIRE - VARIOUS WORKS	33,804.41
27/05/2016	EF046639	COLES.COM.AU	COUNCIL & STAFF REFRESHMENTS	310.09
27/05/2016	EF046640	BCP CONTRACTORS PTY LTD	EARTHWORKS & PLANT HIRE	2,216.50
27/05/2016	EF046641	MARKETFORCE PTY LTD	ADVERTISING SERVICES	1,750.31
27/05/2016	EF046642	APP CORPORATION PTY LTD	PROJECT MANAGEMENT - AIRPORT DEVELOPMENT	34,155.00
27/05/2016	EF046643	JONES MARINE	BEACH ENCLOSURE MAINTENANCE	900.00
27/05/2016	EF046644	BIG BEN BUILDERS PTY LTD	DESIGN AND CONSTRUCTION - RAILWAY HOUSE	75,310.65
27/05/2016	EF046645	MALATESTA ROAD PAVING & HOTMIX	ROAD HOTMIX / PAVING SERVICES	12,291.40
27/05/2016	EF046646	DUNSBOROUGH VOLUNTEER BUSHFIRE BRIGADE	HAZARD REDUCTION - MEELUP REG PARK & BIG ROCK	2,000.00
27/05/2016	EF046647	BUSSELTON PEST & WEED CONTROL	PEST CONTROL SERVICES	6,050.00
27/05/2016	EF046648	COLES	COUNCIL & STAFF REFRESHMENTS	69.71
27/05/2016	EF046649	SUSSEX BUSHFIRE BRIGADE	PETTY CASH REIMBURSEMENT	752.70
27/05/2016	EF046650	LD TOTAL	LANDSCAPING SERVICES - BUSSELTON FORESHORE	53,511.43
27/05/2016	EF046651	STRATEGEN ENVIRONMENTAL CONSULTANTS PTY LTD	CONSULTANCY - BUSHFIRE BENFORCEMENT	6,624.75
				<u>4,609,905.12</u>

TRUST ACCOUNT - MAY 2016

<u>Date</u>	<u>TRUST CHQ</u>	<u>Name</u>	<u>Description</u>	<u>Amount</u>
11/05/2016	007236	DEPARTMENT OF COMMERCE, BUILDING COMMISSION	REGISTRATIONS / LEVY PAYMENTS	35,819.72
11/05/2016	007237	CONSTRUCTION TRAINING FUND	BCITF LEVY	6,696.15
11/05/2016	007238	CITY OF BUSSELTON	BSL & CTF LEVY COMMISSION	930.25
11/05/2016	007239	J HOLST	BCITF & BRB LEVY REFUNDS	160.08
11/05/2016	007240	E TREW	BCITF & BRB LEVY REFUNDS	61.65
11/05/2016	007241	K STIRLING	BCITF & BRB LEVY REFUNDS	72.00
11/05/2016	007242	D'AGOSYINO & LUFF	BCITF & BRB LEVY REFUNDS	180.00
11/05/2016	007243	C WILLS	BCITF & BRB LEVY REFUNDS	61.65
11/05/2016	007244	D LONCONE	BCITF & BRB LEVY REFUNDS	61.65
11/05/2016	007245	G PHILLIPS	BCITF & BRB LEVY REFUNDS	123.30

6.2

Attachment A

List of Payments Made - May 2017

11/05/2016	007246	OUTDOOR WORLD CAPE TO CAPE	BCITF & BRB LEVY REFUNDS	40.50
11/05/2016	007247	VENTURA HOME GROUP	BCITF & BRB LEVY REFUNDS	179.59
11/05/2016	007248	WA COUNTRY BUILDERS	BCITF & BRB LEVY REFUNDS	284.83
11/05/2016	007249	CAPE SHADES	BCITF & BRB LEVY REFUNDS	61.65
11/05/2016	007250	SHEDS DOWN SOUTH	BCITF & BRB LEVY REFUNDS	61.65
11/05/2016	007251	CPR OUTDOOR CENTRE	BCITF & BRB LEVY REFUNDS	61.65
17/05/2016	007252	CITY OF BUSSELTON	INTERNAL TRANSFER BCITF & BRB LEVY REFUNDS	274.15
17/05/2016	007253	BUNBURY POOL CENTRE	BCITF & BRB LEVY REFUNDS	57.96
17/05/2016	007254	C FROST	BCITF & BRB LEVY REFUNDS	530.00
17/05/2016	007255	BUSSELTON POOL & SPA	BCITF & BRB LEVY REFUNDS	77.80
19/05/2016	007256	NATURALISTE VOLUNTEER SEA RESCUE GROUP	BCITF & BRB LEVY REFUNDS	360.00
				<u>46,156.23</u>

INTERNAL PAYMENT VOUCHERS - MAY 2016

<u>Date</u>	<u>I.P.VOUCHER</u>	<u>Name</u>	<u>Description</u>	
7/05/2016	DD002759	CALTEX AUSTRALIA PETROLEUM PTY LTD	FUEL SERVICES	59,118.15
2/05/2016	DD002760	LES MILLS ASIA PACIFIC	GLC PROGRAM CONTRACT FEES	818.92
2/05/2016	DD002761	LES MILLS ASIA PACIFIC	NCC PROGRAM CONTRACT FEES	545.95
11/05/2016	DD002762	ANZ ONLINE PAY 23	FORTNIGHTLY PAY	665,535.03
28/04/2016	DD002763	ANZ BANK - VISA CARD AS LISTED BELOW	CREDIT CARD PAYMENT \$19,612.95	-
	DD002763	AVENTEDGE NORTH SYDNEY	MANAGING ILL WORKERS, ABSENTEEISM MASTERCLASS	1094.50
	DD002763	DESTINATION CONFERENCE & INCENTIVE	LG PROF NAT CONGRESS & EXPO	1511.87
	DD002763	PROTEUS ENTERPRISES	POSITIVE CULTURE DAY REGO	459.00
	DD002763	QANTAS AIRWAYS LTD	FLIGHTS LG PROFESSIONALS CONGRESS	830.00
	DD002763	DEPT OF ENVIRONMENT, PARKES	ENVIRONMENT APPROVAL BMR AIRPORT	7352.00
	DD002763	FACEBOOK	GLC PROMOTION	168.56
	DD002763	CITY OF PERTH PARKING	PARKING - AIRPORT MEETING WITH TWA	16.80
	DD002763	TUTS ENVATO	ONLINE TRAINING	247.72
	DD002763	ZHANG SUYAN/JIANGJC_STORE	10 X LUMIA 550 LEATHER CASES	39.90
	DD002763	ZHONGJUNHAO/FAITHCHINA	8 X LUMIA 550 LEATHER CASES	39.92
	DD002763	ADMIN ARSENAL INC	PDQ DEPLOY & PDQ INVENTORY FEE	1346.42
	DD002763	JAM SOFTWARE	5 LICENSES TREE SIZE PROFESSIONAL	93.21
	DD002763	PAYPAL TEAMVIEW	TEAMVIEWER REMOTE SUPPORT SOFTWARE	1199.40
	DD002763	NOTEANDCOIN/ATI ELECTRONICS	CASH SCALES AND PRINTER	955.40
	DD002763	APPLE ITUNES	ICLOUD STORAGE FOR MIKE ARCHER	4.49

6.2

Attachment A

List of Payments Made - May 2017

	DD002763	ROCKINGHAM KEBAB & PIZZA	LUNCH - COCKBURN ASSET SYSTEM	39.70
	DD002763	ZASTAM/RISE & CO BAKERY	M/TEA: SALARIES & ALLOW'CE TRIBUNAL	15.00
	DD002763	AL FORNO BUSSELTON	POST COUNCIL MEETING DINNER	456.50
	DD002763	SHUTTERSTOCK	LICENSE GRAPHIC NEW ADMIN WINDOW	203.98
	DD002763	PARKS & LEISURE AUSTRALIA	PLA STATE CONFERENCE	605.00
	DD002763	TRAVEL RES:VIBE HOTEL DARWIN	ACCOMMODATION LG CEO GROUP MEETING	861.65
	DD002763	QANTAS AIRWAYS LTD	FLIGHTS LG PROFESSIONALS CONGRESS	836.98
	DD002763	BUNBURY REG'L ENTERTAINMENT CENTRE	SW HOUSING IN 21ST CENTURY	76.88
	DD002763	BUNBURY REG'L ENTERTAINMENT CENTRE	SW HOUSING IN 21ST CENTURY	76.88
	DD002763	SONIC HEALTHPLUS MALAGA	PRE-EMPLOYMENT MEDICAL	148.50
	DD002763	RAWLINSONS PUBLISHING	RAWLINSON'S CONSTRUCTION COST GUIDE	288.00
	DD002763	BLUE DOG TRAINING	WHITE CARD ONLINE TRAINING	80.00
	DD002763	BLUE DOG TRAINING	WHITE CARD ONLINE TRAINING	80.00
	DD002763	DYNASTY RESTAURANT	COUNCILLOR DINNER	268.30
	DD002763	ANZ BANK	APRIL 2016 VISA CARD	216.39
1/05/2016	DD002764	ANZ BANK	BANK FEES	5110.86
3/05/2016	DD002765	COMMONWEALTH BANK	BANK FEES	986.35
3/05/2016	DD002766	ANZ BANK	BANK FEES	255.22
3/05/2016	DD002767	ANZ BANK	BANK FEES	109.03
3/05/2016	DD002768	ANZ BANK	BANK FEES	1,432.49
11/05/2016	DD002769	LM & RL DUBE	REFUND OF RATE OVERPAYMENT	408.00
12/05/2016	DD002770	PT & BJ HANLEY	REFUND OF RATE OVERPAYMENT	369.00
5/05/2016	DD002771	FINES ENFORCEMENT REGISTRY	TRAFFIC, PARKING & DOG INFRINGEMENTS	6,604.00
16/05/2016	DD002772	COMMONWEALTH BANK	BANK FEES	131.78
16/05/2016	DD002773	JP GIANONCELLI	REFUND OF RATE OVERPAYMENT	540.00
16/05/2016	DD002774	DMM BENSON	REFUND OF RATE OVERPAYMENT	386.27
19/05/2016	DD002775	FLEXIRENT CAPITAL PTY LTD	DUNSBOROUGH LIBRARY - LEASING PAYMENTS	220.02
19/05/2016	DD002776	FLEXIRENT CAPITAL PTY LTD	BUSSELTON LIBRARY - LEASING PAYMENTS	237.80
12/05/2016	DD002777	SPECIAL PAY	SPECIAL PAY	616.06
24/05/2016	DD002778	ANZ ONLINE PAY 24	FORTNIGHTLY PAY	656,223.29
24/05/2016	DD002779	DV KINNINMONT & ML SPRINGHALL	REFUND OF RATE OVERPAYMENT	630.00
27/05/2016	DD002780	GE & SR PALMER	REFUND OF RATE OVERPAYMENT	459.00
27/05/2016	DD002781	PJ & BJ OATES	REFUND OF RATE OVERPAYMENT	4,580.00
23/05/2016	DD002782	FINES ENFORCEMENT REGISTRY	TRAFFIC, PARKING & DOG INFRINGEMENTS	988.00
24/05/2016	DD002783	FINES ENFORCEMENT REGISTRY	DOG INFRINGEMENTS	208.00
				<u><u>1,426,126.17</u></u>

6.3 FINANCIAL ACTIVITY STATEMENTS - PERIOD ENDED 31 MAY 2016

SUBJECT INDEX:	Budget Planning and Reporting
STRATEGIC OBJECTIVE:	An organisation that is managed effectively and achieves positive outcomes for the community.
BUSINESS UNIT:	Financial Services
ACTIVITY UNIT:	Financial Services
REPORTING OFFICER:	Strategic Financial Plan Accountant - Stuart Wells Financial Accountant - Ehab Gowegati
AUTHORISING OFFICER:	Director, Finance and Corporate Services - Matthew Smith
VOTING REQUIREMENT:	Simple Majority
ATTACHMENTS:	Attachment A Financial Activity Statements - May 2016

PRÉCIS

Pursuant to Section 6.4 of the Local Government Act ('the Act') and Regulation 34(4) of the Local Government (Financial Management) Regulations ('the Regulations'), a local government is to prepare, on a monthly basis, a statement of financial activity that reports on the City's financial performance in relation to its adopted/amended budget.

This report has been compiled to fulfil the statutory reporting requirements of the Act and associated Regulations, whilst also providing the Council with an overview of the City's financial performance on a year to date basis for the period ending 31 May 2016.

BACKGROUND

The Regulations detail the form and manner in which financial activity statements are to be presented to the Council on a monthly basis; and are to include the following:

- Annual budget estimates;
- Budget estimates to the end of the month in which the statement relates;
- Actual amounts of revenue and expenditure to the end of the month in which the statement relates;
- Material variances between budget estimates and actual revenue/expenditure (including an explanation of any material variances);
- The net current assets at the end of the month to which the statement relates (including an explanation of the composition of the net current position).

Additionally, and pursuant to Regulation 34(5) of the Regulations, a local government is required to adopt a material variance reporting threshold in each financial year. At its meeting of 23 July 2015, the Council adopted (C1507/208) the following material variance reporting threshold for the 2015/16 financial year:

That pursuant to Regulation 34(5) of the Local Government (Financial Management) Regulations, the Council adopts a material variance reporting threshold with respect to financial activity statement reporting for the 2015/16 financial year to comprise variances equal to or greater than 10% of the year to date budget amount as detailed in the Income Statement by Nature and Type/Statement of Financial Activity report, however variances due to timing differences and/or seasonal adjustments are to be reported on a quarterly basis.

STATUTORY ENVIRONMENT

Section 6.4 of the Local Government Act and Regulation 34 of the Local Government (Financial Management) Regulations detail the form and manner in which a local government is to prepare financial activity statements.

RELEVANT PLANS AND POLICIES

NA.

FINANCIAL IMPLICATIONS

Any financial implications are detailed within the context of this report.

STRATEGIC COMMUNITY OBJECTIVES

This matter principally aligns with Key Goal Area 6 – ‘Open and Collaborative Leadership’ and more specifically Community Objective 6.3 - ‘An organisation that is managed effectively and achieves positive outcomes for the community’. The achievement of the above is underpinned by the Council strategy to ‘ensure the long term financial sustainability of Council through effective financial management’.

RISK ASSESSMENT

Risk assessments have been previously completed in relation to a number of ‘higher level’ financial matters, including timely and accurate financial reporting to enable the Council to make fully informed financial decisions. The completion of the monthly Financial Activity Statement report is a treatment/control that assists in addressing this risk.

CONSULTATION

NA.

OFFICER COMMENT

In order to fulfil statutory reporting requirements, and to provide the Council with a synopsis of the City’s overall financial performance on a year to date basis, the following financial reports are attached hereto:

- Statement of Financial Activity

This report provides details of the City’s operating revenues and expenditures on a year to date basis, by nature and type (i.e. description). The report has been further extrapolated to include details of non-cash adjustments and capital revenues and expenditures, to identify the City’s net current position; which reconciles with that reflected in the associated Net Current Position report.

- Net Current Position

This report provides details of the composition of the net current asset position on a year to date basis, and reconciles with the net current position as per the Statement of Financial Activity.

- Capital Acquisition Report

This report provides year to date budget performance (by line item) in respect of the following capital expenditure activities:

- Land and Buildings
- Plant and Equipment
- Furniture and Equipment

- Infrastructure

- Reserve Movements Report

This report provides summary details of transfers to and from reserve funds, and also associated interest earnings on reserve funds, on a year to date basis.

Additional reports and/or charts are also provided as required to further supplement the information comprised within the statutory financial reports.

COMMENTS ON FINANCIAL ACTIVITY TO 31 MAY 2016

Comments on the financial activity and a brief explanation of variances are provided below.

Operating Activity

- Operating Revenue

As at 31 May 2016, there is a variance of +0.3% in total operating revenue, with the following categories exceeding the 10% material variance threshold:

Description	Variance %	Variance \$000's
Operating Grants, Subsidies and Contributions	+14%	+\$501
Interest Earnings	+42%	+\$793
Non-Operating Grants, Subsidies and Contributions	-17%	-\$1,335
Profit on Asset Disposal	+31%	+\$5

Operating Grants, Subsidies and Contributions (+\$501K)

The current variance on operating grants, subsidies and contributions is primarily attributable to:

- Office of the CEO revenue is favourable to budget by +\$40k. This is mainly attributable to +\$38k revenue received for the CapeRoc project allocations and management studies and +\$2k silver funding sponsorship for the Busselton Skate park opening (Sunday 13th December 2015).
- Operations Services Works revenue is favourable to budget by +\$46k. This is mainly attributable to the reimbursement of workers compensation funds which offsets expenditure that has already been incurred.
- Financial Services revenue is favourable to budget by +\$72k. This is attributable to the receipt of an unbudgeted distribution from the Local Government Insurance Scheme (LGIS) for the 2015 scheme member dividend. A total of \$6m was redistributed to members, with the City's share amounting to +\$37k. The City also received from LGIS an additional +\$24k in insurance recoup claims attributable to the Busselton Hockey Club and the Busselton Horse and Pony Club. These funds were then on-forwarded to these community groups to offset expenditure already incurred. The remaining +\$11k is for the receipt of funds associated with parental leave payments. This additional revenue also offsets expenditure already incurred by the City.
- Fire Prevention Services revenue is favourable to budget by +\$103k. This is mainly attributable to the receipt of unbudgeted revenue on the finalisation of the 2014/15 DFES reconciliation of +\$66k. There is an additional \$37k that has been received over and above budget in contributions and reimbursements, \$18k relates to budget timing and is expected to reduce in June.
- Civic and Administration Centre revenue is favourable to budget by +\$228k. This is attributable to a contribution by BCG towards costs associated with the building design, as per contract negotiations. The final amount is still to be confirmed and therefore an immaterial variance may occur on the final amount received.
- Engineering Services Administration is favorable to budget by +\$40k, this is a timing variance only as two grants receipted in May were budgeted to be received in June. The end of year variance

will actually be unfavourable by \$26k, however the corresponding expenditure will not be spent, thus offsetting the variance and having no net impact on the City's bottom line.

- New river east loop trail Lotterywest grant favourable to budget by +\$34k.
- Legal and Compliance Services Revenue favourable to budget by +\$25k, consisting of reimbursement of legal fees +\$13k, approximately \$9k of which relates to pre-payment of potential legal costs which was ultimately not required and which will be refunded, and parenting leave payments +\$12k, which are offset against expenditure.
- Meelup Regional Park favourable to budget by +\$23k, consisting of +\$21k in grants above budget and +\$2k in insurance recoveries. Both amounts are ultimately offset by expenditure.
- Transport Fleet Management favourable to budget by +\$22k, consisting of LGIS/Zurich good driver rebate +\$11k and funding for Heavy Duty Diesel Mechanic apprentice by Rio Tinto +\$11k.
- Recreation Administration favourable to budget by +\$15k due to Kidsport funding being \$75k against a budget of \$60k.
- Naturaliste Community Centre favourable to budget by +\$15k due to unbudgeted grant from Department of Local Government and Community.
- Statutory Planning favourable to budget by +\$10k due to parenting leave payment received.
- Miscellaneous Bridge maintenance is below budget expectations by -\$180k. Fifty percent of the funds were received in May (\$180k), with the remaining work and funding anticipated to be carried over into next financial year.
- Other combined variances of +\$8k.

Interest Earnings (+\$793K)

The current variance on interest earnings is primarily attributable to:

- Late payment interest of +\$32k.
- Instalment plan interest of +\$3k.
- Interest on Municipal funds of -\$60k.
- Interest on reserve funds of +\$218k. The reserves balance currently includes \$15.9m loan funds for the Administration building redevelopment which is yet to be utilised. Due to the higher than anticipated balance at this time, interest earned has exceeded budget projections. It is noted of the \$218k in additional interest, \$130k is attributable to the Civic and Administration Centre Construction Reserve.
- Interest on restricted funds of +\$600k. This relates to interest on airport funds which is not budgeted for. The Airport grant agreement requires these funds be applied towards the Airport project.

Non-Operating Grants, Subsidies and Contributions (-\$1,335K)

The current variance on non-operating grants, subsidies and contributions is primarily attributable to:

- Developer contributions revenue to date is +\$102k over budget. This is partly a timing difference. This line item has no impact on the budget as all developer contributions are transferred to restricted assets accounts to be used in subsequent periods for the purpose for which they were raised.
- Bridges construction program projected revenue is under budget by -\$645k. This is attributable to;
 - Federal funding of -\$288k towards the Queen Street Bridge design and preliminary works, which has been delayed pending the Busselton Traffic Study. Although some work has commenced the grant will not be claimed this financial year;
 - Works valued at \$304k for the Metricup Road Bridge were postponed to next year due to an unacceptable impact on tourist traffic. Both these projects will be carried forward and completed in the 16/17 financial year.
- Busselton shark net revenue is +\$100k over the year to date budget. This is reflective of a timing difference with the budget revenue being allocated to June.
- Busselton Foreshore projects are on the whole -\$490k below the year to budget. The main variances are attributable to;

- Foreshore East Youth Precinct (skate park and adventure playground) revenue is +\$614k over the year to date budget, due to a budget allocation timing difference;
- Provision of Services and Auxiliary works revenue is below budget by -\$1.4m. This is due to the \$4.5m Royalties for Regions grant being pending, with likely notification in June.
- Footpath construction works on the whole is below the year to date budget by -\$212k. This is attributable to;
 - Busselton Bypass, Strelly Street to Clydebanks Avenue revenue is -\$92k below budget projections. This is a timing variance only as the City can only claim the 50% grant contribution in arrears, upon completion of the project. The acquittal has been completed and payment is now pending. Approval was sought and granted to use some of the unspent grant monies against an alternative cycleway project.
 - Busselton Bypass, Fairway to Kangaroo Gully, revenue is -\$120k below budget projections. This project will represent a carry over. The final project cost will be significantly under budget and as such the grant revenue received will be reduced to the amount actually spent. The final claim is estimated to be in the order of \$20k.
- Main Roads capital road construction projected revenue is -\$215k below year to date budget. This variance is attributable to three jobs, being Strelly Street -\$80k, Layman Rd -\$100k and Peel Tce -\$35k.
 - The Strelly Street project consists of design, planning and minor preliminary works and has been delayed due to deliberations surrounding the outcomes of the Busselton Traffic Study. This project will represent a carry over into the 16/17 financial year, A progress payment will be claimed in June.
 - Stage 4 of the Layman Road drainage infill and road widening project was completed in May, the final \$100,000 in grant revenue will be received in June.
 - The Peel Terrace project consists of design, planning and minor preliminary works and has been delayed due to deliberations surrounding the outcomes of the Busselton Traffic Study. This project will represent a carry over into the 16/17 financial year. A progress payment will be claimed in June.
- Roads to Recovery road project grant revenue is +\$87k above year to date budget. Under this program the City claims the actual cost of projects as revenue, this can differ from budgeted revenue. Although the May variance is favorable the 30 June variance will be unfavourable as the collective of projects will come in under the budgeted cost and as such the revenue received will correspond to this amount and offset exactly the revenue amount.
- Road Initiative bus bays and shelters revenue is under budget by -\$60k. This is a timing variance only. The final claim valued at \$60k to be made in June.
- Other -\$2k.

Profit on Asset Disposals (+\$5K)

The current minor variance remains attributable to book profits on the sale of assets. It should be noted that this is an accounting book entry, and has no direct impact on the surplus/deficit position.

▪ Operating Expenditure

As at 31 May 2016, there is a variance of -5% in total operating expenditure, with the following categories exceeding the 10% material variance threshold:

Description	Variance %	Variance \$000's
Materials and Contracts	-16%	-\$2,236
Insurance Expenses	-10%	-\$74
Other Expenses	-15%	-\$419
Loss on Asset Disposal	+217%	+\$150

Materials and Contracts (-\$2,236K)

The materials and contracts operating expenditure category comprises a wide range of expenditure types. The current variance is attributable to both favourable and adverse variances (of varying magnitudes) across a range of diverse activities. The material variances are as follows:

- **Information Technology**
Information technology has a favorable variance of -\$60k compared to the year to date budget. It is anticipated that the full budget allocation will be spent prior to the end of the financial year.
- **Community Recreation Centres**
Community recreation centres have an overall favorable variance of -\$69k. This is attributable to the Naturaliste Community Centre -\$44k, and the Geographe Leisure Centre -\$25k below the year to date budget. To maintain the net operating position forecast, expenditure at both the GLC and NCC is being strictly prioritised and delayed wherever possible.
- **Environmental Planning**
Environmental planning is overall favourable by -\$102k. This is attributable to timing differences associated with the utilisation of contractors and the seasonality of the work that is required. It is still expected that full budget allocation will be utilised by year end.
- **Busselton Jetty**
Busselton Jetty contractor costs are under the year to date budget by approximately -\$498k. The works planned for this financial year (as per the 50 year maintenance plan) consist of steel pier and superstructure corrosion protection assessment and repairs, handrail repainting, pile wrapping, light globe replacement and a \$110k contingency repair amount that has, to this point, not been required. This will be a significant under expenditure to budget associated with Jetty works at year end. A portion of these works have been re-budgeted into the 2016/17 financial year. As Jetty works are funded from the Jetty Reserve, this variance will not impact on the City's year end net financial position.
- **Meelup Regional Park**
The Meelup Regional Park budget is underspent by -\$82k. This is mainly attributable to seasonal scheduling of expenditure on Meelup trail maintenance works and vegetation rehabilitation works. These works are now in progress however it is still anticipated that not all work will be complete by year end.
- **Building Maintenance**
The scheduled building maintenance budget is underspent by -\$191k year to date. This is due in part to Facility staff spending a considerable amount of their time on relocating staff for the new administration building project. It is still anticipated that the variance will reduce by year end but some funds will remain unspent.
- **Provence and Vasse Newtown – Parks and Gardens**
Contractor costs associated with Provence Estate maintenance are under budget by -\$213k as public open space areas within the estate is yet to be handed over and therefore the maintenance of this area is not yet the responsibility of the City. There is also a favourable variance for contractor costs totaling -\$117k attributable to Vasse Newtown with some of this offset by City employee costs. A portion of the allocated budget is funded from the specified area rates and this draw down can only occur if expenditure is within the specified areas.
- **Airport Operations**
Contractor costs are under budget by -\$132k. This is predominantly the result of de scoping work as a result of the airport development project and also reducing spend to offset reductions in revenue against budget for the airport to ensure the final net current position for the airport is close to budget at the end of the year.
- **Transport/Fleet Management**
Materials and Contractor costs are under budget by -\$261k. This is mostly the result of cheaper fuel prices than anticipated in the budget.
- **Refuse Sites**
Refuse Sites materials and contracts are under budget by -\$226k. This is offset by overspends (predominantly wages) for the same cost codes. Additionally, as refuse sites are funded from the waste reserve there is no impact on the City's year end net financial position.

- **Bridge Maintenance**

Bridge maintenance materials and contract are under budget by -\$137k. This is offset by reductions in revenues received under Operating Grants, Subsidies and Contributions.

- **Other**

Other combined variances for the month total -\$148K.

Insurance Expenses (-\$74K)

The current variance associated with insurance expenses is attributable to:

- Property insurance of -\$9k.
- Plant insurance premiums of -\$47k.
- Public liability insurance of -\$14k.
- Other general insurance costs of -\$4k.

As indicated in the budget review, whilst additional insurance expenses are expected to be incurred prior to 30 June 2016 due to insurance schedule additions and amendments, along with excess payments, these are not expected to be material in value. Consequently, a favourable variance is expected by financial year end.

Other Expenditure (-\$419K)

The current variances associated with other expenditure is attributable to:

- Members of Council expenses of -\$117k. This variance is made up of a number of different accounts with the main variances together whether permanent or timing difference being;
 - Mayor and deputy mayor allowances -\$10k (Timing);
 - Elected members refreshment and functions -\$10k (Permanent);
 - Elected members conference and training expenses -\$15k (Permanent);
 - Elected members election and poll expenses -\$5k (Permanent);
 - Elected members sitting fees -\$26k (Timing);
 - International relationships account -\$11k (Permanent);
 - Presentations on termination policy -\$6 (Permanent).
- Community services administration expenses of -\$211k. This variance is attributable to;
 - Events, marketing and promotions is -\$147k below year to date budget. MERG Marketing funds which have not been expended as the MRBTA recharge campaign was halted due to amalgamation of GBTA/AMRTA and regional branding. Council has resolved to transfer \$150k from the commercial and industrial differential marketing funds into the Airport Marketing Reserve specifically for the marketing and support of the Airport development project, and this \$147k, along with further savings in the remainder of the financial year, will be used for this purpose. All remaining funds in the differential rate marketing fund will be transferred to the Airport Marketing Reserve (\$150k as previously endorsed by Council and the remaining \$46k as per the MERG report to Council dated the 8th June 2016);
 - Donations, contributions and subsidies of -\$37k. This relates to the timing of payments for projects funded as part of the community bids programme;
 - Events sponsorships (differential rates) of -\$26k. This relates to events that have been funded through the events sponsorship programme that either have not yet been held, or have been cancelled.
- Half Iron man events sponsorship of -\$46k. This variance is a timing difference as the event was held in early May and therefore funds will be expended before the end of the financial year.
- Public relations expenses of -\$38k. This is attributable to catering -\$13k, advertising Council pages -\$8k, community consultations and surveys -\$8k, public relations account -\$11k and long service contributions to other Local Government Authorities +\$7k. These are expected to the savings against the budget for the full year.

- Planning administration expenses of -\$25k. This is mainly attributable to the façade refurbishment subsidy account -\$20k and advertising (public/statutory) account being -\$5k below the year to date budget. With regard to the façade refurbishment, there were no suitable applications received in the first round fitting the requirements for funding. Letters have been sent out calling for a second round of applications. Although there has been a number of enquires, it now appears unlikely that the City will resolve any for payment this financial year.
- Other combined variances totalling +\$19k.

Loss on Asset Disposal (+\$150K)

The loss on asset disposal represents book losses on the sale of sundry plant items and vehicles. It should be noted that this is a book entry only, and has no direct impact on the surplus/ deficit position.

Capital Activity

Capital Revenue

As at 31 May 2016, there is a variance of -58% in total capital revenue, with the following categories exceeding the 10% material variance threshold:

Description	Variance %	Variance \$000's
Proceeds from Sale of Assets	-10%	-\$59
Transfer from Restricted Assets	-73%	-\$12,034
Transfer from Reserves	-37%	-\$3,010

Proceeds from Sales (-\$59K)

The proceeds from sale of assets category recognises the estimated sale or trade-in value of heavy and light plant items budgeted to be replaced during the financial year. The current adverse variance has reduced significantly from April (-36% April versus -10% May) but is still trending below budget.

Transfer from Restricted Assets (-\$12,034K)

The budget anticipated \$16,500k would be drawn down against restricted assets by May 31 relating to the Airport Development Project. As at 31 May 2016, expenditure for the Airport Development Project was \$842k (\$561k exclusive of City employee costs – ‘the recoverable amount’). The drawdown of the recoverable amount will occur in June, resulting in a -\$16,500 variance for May.

Other restricted asset transfers that have occurred between June 2015 and May 2016 are as follows:

• Unspent Loans	\$2,610k
• Untied Grants	\$1,300k
• Contributions to Works	\$ 113k
• Trust Refunds/Payments	\$ 467k
• Others	-\$ 24k

The budget anticipated the amounts above (excluding Trust Refunds/Payments) would be drawn down in June, resulting in a timing difference to end of May amounting to \$3,999k.

The City of Busselton does not budget for Trust Refunds/Payments, as these monies are held in trust and have no impact on the Municipal funding surplus or deficit. Actual receipt of these funds to May 31 has resulted in a \$467k variance against budget.

Transfer from Reserves (-\$3,010K)

The variance is mostly attributable to the less than anticipated budget transfer of -\$3,900k associated with the new Civic and Administration Centre building. This is the result of the following:

- 1) The first part of the construction has been less expensive than originally anticipated in the budget. Construction remains on schedule.
- 2) Delays between completing physical work by the contractor and acceptance of invoice by the City have resulted in a timing difference which will be carried over to the next financial year.

Offsetting these amounts are the following timing variances:

- +\$327k associated with payment for trucks from the waste management facility and plant reserve.
- +\$300k yearly payment from the Waterways Management Reserve and paid in accordance with the Port Geographe Deed Agreement.
- +\$252k payment made from the Plant Reserve which will balance out in June.

▪ Capital Expenditure

As at 31 May 2016, there is a variance of -35% in total capital expenditure, with the following categories exceeding the 10% material variance threshold:

Description	Variance %	Variance \$000's
Land and Buildings	-66%	-\$11,146
Plant & Equipment	-34%	-\$854
Furniture and Equipment	-33%	-\$182
Infrastructure	-39%	-\$10,204
Transfers to Restricted Assets	+68%	+\$1,127

The attachments to this report include detailed listings of the following capital expenditure (project) items, to assist in reviewing specific variances:

- Land and Buildings
- Plant and Equipment
- Furniture and Equipment
- Infrastructure

In respect of the other classifications, an overview of the year to date financial performance is provided as follows:

Transfers to Restricted Assets (+\$1,127K)

The transfers to restricted assets budget comprises an estimation of funds that could potentially be received during the financial year, primarily from developer contributions. Due to the nature of the category, the annual budget allocation is spread evenly throughout the financial year. The performance in this activity does not have any direct impact on the surplus/deficit position, as whilst recognised as operating revenue upon receipt, these funds are subsequently quarantined to restricted assets. The transfers to restricted assets category also include the payment of bonds and deposits, where no specific budget allocation is made for these funds.

The favourable financial year to date variance of approximately +\$1,127k is primarily attributable to:

- The receipt of developer contribution payments in excess of budget totalling +\$102k.
- The receipt of unbudgeted interest associated with the Airport funds of +\$600k.
- The City salaries attributable to the Airport development project of -\$246k. It has been confirmed that in-kind salaries are not recoverable from project funds.
- The receipt of bond and deposit payments totalling approximately +\$671k.

The performance in this category generally does not impact on the closing surplus/deficit position with the exception the non-recovery of City's salaries from the Airport Development project. Part of

the interest earned on certain restricted asset funds do contribute to the City's municipal interest earnings.

CONCLUSION

The Net Current Position as at 31 May 2016 of \$2.8m is \$0.3m lower than 31 May 2015. The Net Current Position is impacted by many factors and consistent with prior years, is expected to fluctuate significantly as we move towards the end of financial year.

In terms of the annual budget review, completed as at 29 February 2016, a surplus closing position of approximately \$360k was projected as at 30 June 2016 (excluding any re-list items). Whilst there have been favourable and unfavourable variances that have arisen during the month, these do not warrant an amendment to the current projected surplus. The level of fluctuation expected over June highlights the increased necessity to closely monitor financial performance over the remainder of the current financial year.

OPTIONS

Nil

TIMELINE FOR IMPLEMENTATION OF OFFICER RECOMMENDATION

Not Applicable.

OFFICER RECOMMENDATION

That the Council receives the statutory financial activity statement reports for the period ending 31 May 2016, pursuant to Regulation 34(4) of the Local Government (Financial Management) Regulations.

City of BusseltonStatement of Financial ActivityFor The Period Ending 31 May 2016

	2015/2016 Actual	2015/2016 Amended Budget YTD	2015/2016 Original Budget YTD	2015/2016 Amended Budget	2015/2016 Original Budget	2015/16 YTD Bud (A) Variance
	\$	\$	\$	\$	\$	%
Revenue from Ordinary Activities						
Rates	39,160,431	38,944,316	38,944,316	38,998,079	38,998,079	0.55%
Operating Grants, Subsidies and Contributions	4,207,448	3,706,251	3,345,930	3,940,817	3,580,496	13.52%
Fees & Charges	14,389,971	14,282,149	14,282,149	15,099,480	15,099,480	0.75%
Other Revenue	2,362,844	2,459,373	414,687	2,578,776	534,090	-3.92%
Interest Earnings	2,675,874	1,883,030	1,883,030	2,039,550	2,039,550	42.10%
	62,796,568	61,275,119	58,870,112	62,656,702	60,251,695	6.67%
Expenses from Ordinary Activities						
Employee Costs	(23,686,281)	(24,315,486)	(24,237,994)	(26,413,101)	(26,322,721)	-2.59%
Materials & Contracts	(11,511,692)	(13,747,302)	(13,551,557)	(15,511,246)	(15,183,305)	-16.26%
Utilities (Gas, Electricity, Water etc)	(1,950,161)	(2,127,003)	(2,127,003)	(2,321,370)	(2,321,370)	-8.31%
Depreciation on non current assets	(13,717,793)	(13,438,170)	(13,438,170)	(14,636,430)	(14,636,430)	2.08%
Insurance Expenses	(663,483)	(737,476)	(737,476)	(737,370)	(737,370)	-10.03%
Other Expenditure	(2,286,749)	(2,705,262)	(2,590,262)	(3,128,622)	(3,011,622)	-15.47%
Allocations	1,718,385	1,788,996	1,788,996	1,899,950	1,899,950	-3.95%
	(52,097,774)	(55,281,703)	(54,893,466)	(60,848,189)	(60,312,868)	-5.09%
Borrowings Cost Expense						
Interest Expenses	(1,005,939)	(1,018,667)	(1,018,667)	(1,340,955)	(1,340,955)	-1.25%
	(1,005,939)	(1,018,667)	(1,018,667)	(1,340,955)	(1,340,955)	-1.25%
Non-Operating Grants, Subsidies and Contributions	6,365,296	7,700,382	7,382,020	37,130,618	37,417,983	-17.34%
Profit on Asset Disposals	21,031	16,007	16,007	16,007	16,007	31.39%
Loss on Asset Disposals	(218,555)	(68,867)	(68,867)	(68,867)	(68,867)	217.36%
	6,167,772	7,647,522	7,329,160	37,077,758	37,365,123	-15.85%
Net Result	15,860,627	12,622,271	10,287,139	37,545,316	35,962,995	54.18%
Adjustments for Non-cash Revenue & Expenditure						
Depreciation	13,717,793	13,438,170	13,438,170	14,636,430	14,636,430	
Donated Assets	(35,609)	0	0	(13,124,650)	(13,124,650)	
(Profit)/Loss on Sale of Assets	197,523	52,860	52,860	52,860	52,860	
Allocations & Other Adjustments	(48,874)	0	0	0	0	
Deferred Pensioner Movements	(15,760)	0	0	0	0	
Recording of Employee Entitlements (Provisions)	(190,126)	(190,126)	(190,126)	(253,479)	(253,479)	
Deposit & Bonds Movements (cash backed)	133,117	0	0	0	0	
Capital Revenue & (Expenditure)						
Land & Buildings	(5,734,655)	(16,880,748)	(16,664,516)	(29,625,475)	(29,324,470)	-66.03%
Plant & Equipment	(1,660,020)	(2,514,038)	(2,514,038)	(2,514,500)	(2,514,500)	-33.97%
Furniture & Equipment	(369,693)	(551,321)	(551,321)	(2,229,834)	(2,229,834)	-32.94%
Infrastructure	(16,201,532)	(26,405,115)	(26,743,856)	(71,368,874)	(69,887,195)	-38.64%
Proceeds from Sale of Assets	503,816	562,400	562,400	592,200	592,200	-10.42%
Proceeds from New Loans	850,000	850,000	850,000	850,000	850,000	0.00%
Self Supporting Loans - Repayment of Principal	55,456	55,456	55,456	74,508	74,508	0.00%
Total Loan Repayments - Principal	(1,352,489)	(1,352,489)	(1,352,489)	(1,823,986)	(1,823,986)	0.00%
Transfer to Restricted Assets	(2,784,498)	(1,657,777)	(1,657,777)	(1,808,490)	(1,808,490)	67.97%
Transfer from Restricted Assets	4,560,971	16,595,959	16,500,000	53,363,764	53,267,805	-72.52%
Transfer to Reserves	(10,455,280)	(10,242,472)	(8,201,827)	(11,524,487)	(9,483,842)	2.08%
Transfer from Reserves	5,060,260	8,070,692	8,070,692	26,402,157	24,257,108	-37.30%
Opening Funds Surplus/ (Deficit)	756,540	756,540	756,540	756,540	756,540	
Net Current Position - Surplus / (Deficit)	2,847,567	(6,789,738)	(7,302,693)	0	0	

City of Busselton**Net Current Position****For The Period Ending 31 May 2016**

	2015/16 Actual	2015/16 Amended Budget	2015/16 Original Budget	2014/15 Actual
	\$	\$	\$	\$
<u>NET CURRENT ASSETS</u>				
<u>CURRENT ASSETS</u>				
Cash - Unrestricted	2,008,634	927,925	927,925	6,323,599
Cash - Restricted	116,995,887	46,848,190	47,048,553	113,281,134
Sundry Debtors	1,258,767	1,200,000	1,200,000	1,814,961
Rates Outstanding - General	1,187,937	700,000	700,000	445,904
Stock on Hand	16,543	20,270	20,270	20,270
	<u>121,467,768</u>	<u>49,696,385</u>	<u>49,896,748</u>	<u>121,885,868</u>
<u>LESS: CURRENT LIABILITIES</u>				
Bank Overdraft	0	0	0	0
Sundry Creditors	1,624,314	2,848,195	2,848,195	7,848,194
Performance Bonds	2,165,116	2,031,999	2,031,999	2,031,999
	<u>3,789,430</u>	<u>4,880,194</u>	<u>4,880,194</u>	<u>9,880,193</u>
Current Position (inclusive of Restricted Funds)	117,678,338	44,816,191	45,016,554	112,005,675
Add: Cash Backed Liabilities (Deposits & Bonds)	2,165,116	2,031,999	2,031,999	2,031,999
Less: Cash - Restricted Funds	(116,995,887)	(46,848,190)	(47,048,553)	(113,281,134)
<u>NET CURRENT ASSET POSITION</u>	<u><u>2,847,567</u></u>	<u><u>0</u></u>	<u><u>0</u></u>	<u><u>756,540</u></u>

City of BusseltonCapital Acquisition ReportProperty, Plant & Equipment, InfrastructureFor the Period Ended 31 May 2016

Description	2015/16 Actual	2015/16 Amended Budget YTD	2015/16 Original Budget YTD	2015/16 Amended Budget	2015/16 Original Budget	2015/16 Budget YTD Variance
	\$	\$	\$	\$	\$	%
>> Property, Plant & Equipment						
Land						
10610 Property Services Administration	0	50,000	50,000	100,000	100,000	-100.00%
11156 Airport Development	224,878	1,760,000	1,760,000	2,650,000	2,650,000	-87.22%
B1519 Lot 40 Vasse Highway	555,000	560,000	560,000	560,000	560,000	-0.89%
	779,878	2,370,000	2,370,000	3,310,000	3,310,000	-67.09%
Buildings						
Major Projects						
Major Project - Busselton Foreshore						
B9570 Foreshore East-Youth Precinct Community Youth Building/SLSC	0	2,658,326	2,658,326	2,900,000	2,900,000	-100.00%
B9583 Railway House	551,800	1,833,337	1,833,337	2,000,000	2,000,000	-69.90%
B9593 Multi-Purpose Community Sporting Clubhouse	0	745,679	745,679	813,470	813,470	-100.00%
B9597 Steel Frame Shed (Jetty Train)	22,769	0	0	0	0	0.00%
	574,570	5,237,342	5,237,342	5,713,470	5,713,470	-89.03%
Major Project - Administration Building						
B9010 Civic and Administration Centre	3,350,369	7,500,000	7,500,000	9,000,000	9,000,000	-55.33%
B9011 Civic and Administration Centre Relocation Expenses	427,948	165,000	165,000	180,000	180,000	159.36%
	3,778,316	7,665,000	7,665,000	9,180,000	9,180,000	-50.71%
Buildings (Other)						
B9104 Wilyabrup Brigade Shed	12,375	0	0	77,273	0	0.00%
B9300 Aged Housing Capital Improvements - Winderlup	40,839	34,200	34,200	68,400	68,400	19.41%
B9301 Aged Housing Capital Improvements - Harris Road	21,808	20,300	20,300	40,600	40,600	7.43%
B9403 Dunsborough Tip - Buildings	0	20,000	20,000	20,000	20,000	-100.00%
B9513 GLC Sports Stadium Floor	1,396	3,000	55,000	3,000	60,000	-53.46%
B9514 GLC Changeroom Refurbishment	2,898	157,997	91,663	171,334	100,000	-98.17%
B9528 GLC - Plant Room	7,870	11,000	11,000	12,000	12,000	-28.45%
B9529 GLC - Pool Entry Doors	5,933	5,500	5,500	6,000	6,000	7.87%
B9534 Community Resource Centre	21,452	19,250	0	21,000	0	11.44%
B9549 Dunsborough Oval Change Rooms Upgrade	6,587	7,337	7,337	8,000	8,000	-10.23%
B9551 Old Butter Factory Building Upgrade	108,757	159,000	0	159,000	0	-31.60%
B9554 GLC Extensions	24,965	23,735	18,337	25,398	20,000	5.18%
B9591 Performing Arts Convention Centre	0	75,000	75,000	100,000	100,000	-100.00%
B9592 Vasse Newtown Hall	0	0	19,250	0	21,000	0.00%
B9594 Vasse Community Recreation Precinct - Changerooms & Toilet	6,323	125,000	125,000	250,000	250,000	-94.94%
B9595 GLC Extensions - New Entry Door	20,307	15,000	0	15,000	0	35.38%
B9596 GLC Building Improvements	2,636	22,500	0	30,000	0	-88.28%
B9715 Airport Terminal Stage 1B	0	450,000	450,000	490,000	490,000	-100.00%
B9716 Airport Terminal Stage 2	0	0	0	9,450,000	9,450,000	0.00%
B9802 Kook Caravan Park Ablutions Refurbishment	23,122	96,250	96,250	105,000	105,000	-75.98%
B9804 Kook Park Home	4,622	73,337	73,337	80,000	80,000	-93.70%
B9902 Lot 40 Vasse Highway Dwelling	290,000	290,000	290,000	290,000	290,000	0.00%
	601,892	1,608,406	1,392,174	11,422,005	11,121,000	-62.58%
Total Buildings	4,954,778	14,510,748	14,294,516	26,315,475	26,014,470	-65.85%

City of BusseltonCapital Acquisition ReportProperty, Plant & Equipment, InfrastructureFor the Period Ended 31 May 2016

Description	2015/16 Actual	2015/16 Amended Budget YTD	2015/16 Original Budget YTD	2015/16 Amended Budget	2015/16 Original Budget	2015/16 Budget YTD Variance
Plant & Equipment						
10200 Financial Services	37,404	0	0	0	0	0.00%
10250 Information Technology	37,196	39,000	39,000	39,000	39,000	-4.63%
10380 Busselton Library	27,128	35,000	35,000	35,000	35,000	-22.49%
10530 Community Services Administration	37,455	40,000	40,000	40,000	40,000	-6.36%
10591 Geopraphe Leisure Centre	5,538	0	0	0	0	0.00%
10630 Property and Business Development	31,434	35,000	35,000	35,000	35,000	-10.19%
10820 Strategic Planning	35,631	40,000	40,000	40,000	40,000	-10.92%
10910 Building Services	31,356	35,000	35,000	35,000	35,000	-10.41%
10920 Environmental Health Services Administration	37,660	40,000	40,000	40,000	40,000	-5.85%
10922 Preventative Services - Mosquitoes	0	3,025	3,025	3,300	3,300	-100.00%
10980 Other Law, Order & Public Safety	47,308	100,000	100,000	100,000	100,000	-52.69%
11000 Engineering & Works Services Support	54,376	50,000	50,000	50,000	50,000	8.75%
11101 Engineering Services Administration	34,911	35,000	35,000	35,000	35,000	-0.26%
11107 Engineering Services Design	32,041	35,000	35,000	35,000	35,000	-8.45%
11151 Airport Operations	43,066	55,000	55,000	55,000	55,000	-21.70%
11156 Airport Development	0	40,000	40,000	40,000	40,000	-100.00%
11160 Busselton Jetty	31,132	31,000	31,000	31,000	31,000	0.43%
11401 Transport - Workshop	2,373	5,000	5,000	5,000	5,000	-52.53%
11402 Plant Purchases (P10)	388,207	630,000	630,000	630,000	630,000	-38.38%
11403 Plant Purchases (P11)	404,036	567,000	567,000	567,000	567,000	-28.74%
11404 Plant Purchases (P12)	236,140	587,000	587,000	587,000	587,000	-59.77%
11500 Operations Services Administration	105,630	110,000	110,000	110,000	110,000	-3.97%
81029 Busselton Branch SES	0	2,013	2,013	2,200	2,200	-100.00%
	1,660,020	2,514,038	2,514,038	2,514,500	2,514,500	-33.97%
Furniture & Office Equipment						
10250 Information Technology	199,272	305,250	305,250	333,000	333,000	-34.72%
10380 Busselton Library	27,728	24,800	24,800	24,800	24,800	11.81%
10590 Naturaliste Community Centre	1,764	10,000	10,000	10,000	10,000	-82.36%
10591 Geopraphe Leisure Centre	7,115	42,540	42,540	42,540	42,540	-83.28%
10616 Winderlup Villas Aged Housing	2,590	3,000	3,000	6,000	6,000	-13.68%
10617 Harris Road Aged Housing	737	3,000	3,000	4,000	4,000	-75.45%
10618 Winderlup Court Aged Housing	1,518	2,500	2,500	2,500	2,500	-39.30%
10625 Art Geo Administration	10,000	10,000	10,000	10,000	10,000	0.00%
10900 Cultural Planning	80,885	81,069	81,069	108,094	108,094	-0.23%
10920 Environmental Health Services Administration	0	3,212	3,212	3,500	3,500	-100.00%
11151 Airport Operations	21,770	0	0	0	0	0.00%
11156 Airport Development	6,919	50,000	50,000	1,668,000	1,668,000	-86.16%
11170 Meelup Regional Park	1,486	0	0	0	0	0.00%
11401 Transport - Workshop	1,076	0	0	0	0	0.00%
81027 Emergency Management Caravan	1,140	0	0	0	0	0.00%
81029 Busselton Branch SES	1,635	2,200	2,200	2,400	2,400	-25.66%
G0031 Dunsborough Waste Facility	4,060	13,750	13,750	15,000	15,000	-70.47%
	369,693	551,321	551,321	2,229,834	2,229,834	-32.94%
Sub-Total Property, Plant & Equipment	7,764,368	19,946,107	19,729,875	34,369,809	34,068,804	-61.07%
>> Infrastructure						
Major Project - Busselton Foreshore						
C0038 Car Park - Provisionals	0	18,337	18,337	20,000	20,000	-100.00%
C3064 Foreshore East - Coastal Defences (Jetty to Geo. Bay Rd)	902,654	923,387	923,387	923,387	923,387	-2.25%
C3098 Active Playing Fields - Barnard Park (Eastern Section)	11,557	0	0	0	0	0.00%
C3103 Foreshore East Youth Precinct (Skate Park & Adv.Playground)	1,198,885	1,124,860	1,124,860	1,227,126	1,227,126	6.58%
C3107 Foreshore East - Foreshore Promenade (Jetty to Geo. Bay Rd)	1,209,565	1,273,415	1,273,415	1,389,170	1,389,170	-5.01%
C3132 Busselton Foreshore - Provision of Services & Auxiliary Work	0	1,448,337	1,448,337	1,580,000	1,580,000	-100.00%
C3133 Foreshore Ancillary Works	91,727	458,337	458,337	500,000	500,000	-79.99%
C3140 Foreshore Water Supply and Services	392,225	339,163	339,163	370,000	370,000	15.64%
C3141 Landscape Works Foreshore Parade and Jetty Way	58,655	45,837	45,837	50,000	50,000	27.96%
C3142 Nautical Lady - Landscaping	80,794	73,920	73,920	80,635	80,635	9.30%
F0064 Footpath Construction - Jetty Way	20,000	18,337	18,337	20,000	20,000	9.07%
F0065 Footpath Construction - Foreshore Parade	26,370	27,500	27,500	30,000	30,000	-4.11%
W0131 Foreshore East - Foreshore Parade & Ancillary Council Works	658,301	692,087	692,087	755,000	755,000	-4.88%
W0171 Jetty Way Construction	87,022	87,087	87,087	95,000	95,000	-0.07%
	4,737,753	6,530,604	6,530,604	7,040,318	7,040,318	-27.45%
Busselton Jetty						
C3500 Busselton Jetty Refurbishment	1,140,589	1,200,000	1,200,000	1,200,000	1,200,000	-4.95%
	1,140,589	1,200,000	1,200,000	1,200,000	1,200,000	-4.95%

City of BusseltonCapital Acquisition ReportProperty, Plant & Equipment, InfrastructureFor the Period Ended 31 May 2016

Description	2015/16 Actual	2015/16 Amended Budget YTD	2015/16 Original Budget YTD	2015/16 Amended Budget	2015/16 Original Budget	2015/16 Budget YTD Variance
Footpaths Construction						
F0018 Marine Terrace	94,724	24,000	24,000	96,000	96,000	294.68%
F0020 Thomas Street	7,193	8,876	8,876	8,876	8,876	-18.96%
F0041 Recreation Lane Footpath (Connecting to Clydebank Ave)	23,251	45,000	45,000	45,000	45,000	-48.33%
F0058 Amberley Loop PAW - Dunsborough	0	10,000	10,000	10,000	10,000	-100.00%
F0059 Brown Street Footpaths	94,213	37,536	37,536	153,000	153,000	150.99%
F0060 Elmore Road - Dunsborough	8,091	10,000	10,000	10,000	10,000	-19.09%
F0061 Layman Road Footpath Renewal	586	35,000	35,000	35,000	35,000	-98.33%
F0062 Prince Regent Footpath Renewal	20,057	22,000	22,000	22,000	22,000	-8.83%
F0063 Yallingup Footpath	23,478	70,000	70,000	70,000	70,000	-66.46%
	271,592	262,412	262,412	449,876	449,876	3.50%
Drainage Construction - Street						
D0009 Busselton LIA - Geocatch Drain Partnership	0	30,000	30,000	30,000	30,000	-100.00%
D0010 Dunsborough / Busselton Drainage Upgrades	142,363	95,920	95,920	104,640	104,640	48.42%
D0014 Yale Close, Abbey Drainage Upgrade	26,166	20,000	20,000	20,000	20,000	30.83%
	168,529	145,920	145,920	154,640	154,640	15.49%
Car Parking Construction						
C0027 Meelup Beach Parking Upgrade	239,767	241,905	241,905	240,507	279,652	-0.88%
C0031 Reserve 41445 Reseal (Coles)	15,559	17,024	17,024	17,024	17,024	-8.60%
C0035 Churchill Park Hardstand Area (Parking)	2,971	97,503	97,503	130,000	130,000	-96.95%
C0036 Lou Weston / King St Foreshore Car Parking	1,278	75,750	75,750	101,000	101,000	-98.31%
C0037 Vasse Community & Recreation Precinct- Car Parking Stage 1	126,686	140,000	140,000	220,000	220,000	-9.51%
	386,261	572,182	572,182	708,531	747,676	-32.49%
Bridges Construction						
A0010 Queen Street Bridge 0240A	0	288,000	288,000	288,000	288,000	-100.00%
A0015 Metricup Road Bridge - 3354	177,000	1,089,000	1,089,000	1,089,000	1,089,000	-83.75%
A0017 Tuart Drive Bridge (0239A)	284,679	284,679	537,500	284,679	645,000	0.00%
A0019 Chambers Road Bridge - 3372A	3,517	16,770	16,770	16,770	16,770	-79.03%
A0020 Ludlow Hithergreen Road Bridge - 3464	0	159,000	159,000	159,000	159,000	-100.00%
	465,195	1,837,449	2,090,270	1,837,449	2,197,770	-74.68%
Cycleways Construction						
F1008 Busselton Bypass - Strelly Street to Clydebank Avenue	159,816	183,750	183,750	245,000	245,000	-13.03%
F1014 Busselton Bypass - Fairway to Kangaroo Gully	186,921	572,409	572,409	600,000	600,000	-67.34%
F1016 Rails to Trails - Bypass (Kangaroo Gully - Glenview)	86,033	42,000	42,000	56,000	56,000	104.84%
	432,771	798,159	798,159	901,000	901,000	-45.78%
Townscape Construction						
C1024 Dunsborough Road Access Improvements Stage 1	618,343	483,000	483,000	483,000	483,000	28.02%
C1025 Kent Street	155,670	131,813	131,813	162,000	162,000	18.10%
	774,013	614,813	614,813	645,000	645,000	25.89%
Boat Ramps Construction						
C1503 Quindalup Sea Rescue Boat Ramp	12,195	120,000	120,000	120,000	120,000	-89.84%
	12,195	120,000	120,000	120,000	120,000	-89.84%
Beach Restoration						
C2512 Sand Re-Nourishment	22,596	90,000	90,000	100,000	100,000	-74.89%
C2513 Locke Estate - Design and Construction of Coastal Works	0	0	0	20,572	20,572	0.00%
C2520 Coastal Protection Works	0	18,750	18,750	25,000	25,000	-100.00%
C2521 Coastal Protection Structures Renewal	142,027	120,000	120,000	140,000	140,000	18.36%
	164,623	228,750	228,750	285,572	285,572	-28.03%

City of Busselton**Capital Acquisition Report****Property, Plant & Equipment, Infrastructure****For the Period Ended 31 May 2016**

Description	2015/16 Actual	2015/16 Amended Budget YTD	2015/16 Original Budget YTD	2015/16 Amended Budget	2015/16 Original Budget	2015/16 Budget YTD Variance
Parks, Gardens & Reserves						
C3007 Park Furniture Replacement - Replace aged & unsafe Equip	31,832	28,424	28,424	31,000	31,000	11.99%
C3014 Meelup Park - Fire Access Trail	18,866	18,337	18,337	20,000	20,000	2.89%
C3046 Dunsborough - BMX / Skatebowl	0	32,087	32,087	35,000	35,000	-100.00%
C3084 Lou Weston Bore Replacement & Irrigation Upgrade	0	55,000	55,000	60,000	60,000	-100.00%
C3096 Yallingup Park - Upgrades	174,769	259,413	259,413	283,000	283,000	-32.63%
C3110 Dunsborough Lions Park	194,136	265,837	265,837	290,010	290,010	-26.97%
C3122 Rails to Trails	15,252	37,946	37,946	37,946	37,946	-59.81%
C3123 Geographe Leisure Centre - Landscaping	0	0	22,500	0	30,000	0.00%
C3124 Rails-to-Trails Interpretation (Vasse Trailhead stage)	10,580	19,705	19,705	19,705	19,705	-46.31%
C3127 Whale Viewing Platform - Point Picquet	0	22,913	22,913	64,145	25,000	-100.00%
C3128 Rotary Park Playground Fencing	20,000	18,337	18,337	20,000	20,000	9.07%
C3129 Cherry Hills Circle Water Meter	20,551	13,750	13,750	15,000	15,000	49.46%
C3130 Vasse Birchfields Bore	0	27,500	27,500	30,000	30,000	-100.00%
C3131 Elijah Circle POS, Lot 1000 Landscaping	0	36,663	36,663	40,000	40,000	-100.00%
C3134 Vasse Community & Recreation Precinct - AFL Oval Stage 1	285,419	1,085,000	1,085,000	1,085,000	1,085,000	-73.69%
C3135 Busselton Foreshore - Minor Landscaping Works	58,469	60,000	60,000	60,000	60,000	-2.55%
C3136 Newtown Oval - Minor Upgrade of Existing Oval	10,255	20,000	20,000	20,000	20,000	-48.73%
C3138 Foreshore West Landscaping - Gale St to High St	0	0	72,000	0	108,000	0.00%
C3139 Foreshore - Barnard Park Cricket Practice Wickets	6,941	7,650	7,650	7,650	7,650	-9.27%
	847,071	2,008,562	2,103,062	2,118,456	2,217,311	-57.83%
Cemetery Capital Works						
C1609 Pioneer Cemetery - Implement Conservation Plan	4,218	18,337	18,337	20,000	20,000	-76.99%
	4,218	18,337	18,337	20,000	20,000	-76.99%
Beach Front Infrastructure Works						
C1753 Eagle Bay Viewing Platform	0	23,000	23,000	23,000	23,000	-100.00%
C1756 Busselton Shark Net	96,009	85,558	85,558	93,335	93,335	12.22%
C1757 Foreshore West Access Ramp - Gale Street Area	1,943	0	0	70,000	0	0.00%
	97,952	108,558	108,558	186,335	116,335	-9.77%
Aged Housing - Infrastructure Works						
C3451 Aged Housing Infrastructure (Upgrade)	5,720	18,500	18,500	37,000	37,000	-69.08%
	5,720	18,500	18,500	37,000	37,000	-69.08%
Sanitation Infrastructure						
C3479 New Cell Development	1,303,152	2,250,000	2,250,000	3,000,000	3,000,000	-42.08%
C3481 Transfer Station Development	136,306	975,000	975,000	3,200,000	1,300,000	-86.02%
C3483 Road Sealing	85,665	90,000	90,000	180,000	180,000	-4.82%
C3485 Site Rehabilitation - Busselton	43,809	817,500	817,500	1,485,000	1,485,000	-94.64%
	1,568,932	4,132,500	4,132,500	7,865,000	5,965,000	-62.03%
Airport Development						
C6089 Airport Construction Stage 1B, External Services	0	320,000	320,000	425,000	425,000	-100.00%
C6090 Parks & Gardens Airport Stage 2	0	0	0	980,000	980,000	0.00%
C6091 Airport Construction Stage 2, Noise Management Plan	6,000	0	0	980,000	980,000	0.00%
C6092 Airport Construction Stage 2, Airfield	0	0	0	25,850,000	25,850,000	0.00%
C6093 Airport Construction Stage 2, Car Park & Access Roads	0	0	0	6,700,000	6,700,000	0.00%
C6094 Airport Construction Stage 2, Jet Fuel	0	0	0	465,000	465,000	0.00%
C6095 Airport Construction Stage 2, External Services	5,874	0	0	4,100,000	4,100,000	0.00%
C6096 Airport Construction Stage 1B, Car Park & Access Roads	0	228,000	228,000	343,000	343,000	-100.00%
C6097 Airport Construction Stage 1B, Jet Fuel	0	458,000	458,000	687,000	687,000	-100.00%
C6098 Airport Construction Stage 1B, External Works	0	40,000	40,000	57,000	57,000	-100.00%
C6099 Airport Development - Project Expenses	830,451	905,907	897,327	1,058,094	1,048,094	-8.33%
	842,325	1,951,907	1,943,327	41,645,094	41,635,094	-56.85%

City of BusseltonCapital Acquisition ReportProperty, Plant & Equipment, InfrastructureFor the Period Ended 31 May 2016

Description	2015/16 Actual	2015/16 Amended Budget YTD	2015/16 Original Budget YTD	2015/16 Amended Budget	2015/16 Original Budget	2015/16 Budget YTD Variance
Main Roads						
S0007 Puzey Road - Second Coat Seal	26,019	27,400	27,400	27,400	27,400	-5.04%
S0018 Banks Avenue Dunsborough	21,003	29,000	29,000	29,000	29,000	-27.58%
S0019 Big Rock Place	33,983	30,240	30,240	30,240	30,240	12.38%
S0020 Blythe Road	17,123	26,310	26,310	26,310	26,310	-34.92%
S0021 Carter Road	8,865	12,180	12,180	12,180	12,180	-27.22%
S0022 Floodgate Road	6,733	7,720	7,720	7,720	7,720	-12.79%
S0023 Hairpin Road	9,144	7,870	7,870	7,870	7,870	16.19%
S0024 Molloy Street	13,249	18,850	18,850	18,850	18,850	-29.71%
S0025 O'Byrne Road	17,516	16,820	16,820	16,820	16,820	4.14%
S0026 Payne Road	16,585	16,970	16,970	16,970	16,970	-2.27%
S0027 Queen Elizabeth Avenue	17,556	22,800	22,800	22,800	22,800	-23.00%
S0028 Quindalup South Road	27,852	36,340	36,340	36,340	36,340	-23.36%
S0029 Simon Close Broadwater	20,120	21,000	21,000	21,000	21,000	-4.19%
S0030 Vasse Yallingup Siding Road	5,481	10,470	10,470	10,470	10,470	-47.65%
S0035 Strelly Street	42,542	190,664	190,664	190,664	190,664	-77.69%
S0049 Layman Road	772,181	750,000	750,000	750,000	750,000	2.96%
S0062 Queen Elizabeth Ave asphalt overlay various sections	132,021	315,000	315,000	315,000	315,000	-58.09%
S0064 Peel Terrace	25,046	112,426	112,426	112,426	112,426	-77.72%
S0301 Glover Road	11,064	4,800	4,800	4,800	4,800	130.50%
S0302 Beachfields Drive	11,671	17,630	17,630	17,630	17,630	-33.80%
	1,235,751	1,674,490	1,674,490	1,674,490	1,674,490	-26.20%
Roads to Recovery						
T0004 Chapman Hill Road	38,117	40,150	40,150	40,150	40,150	-5.06%
T0016 Puzey Road	365,176	928,600	928,600	1,043,000	1,043,000	-60.67%
T0019 Wonnerup South Road	30,397	70,000	70,000	70,000	70,000	-56.58%
T0026 Kaloourup Road	86,195	87,910	87,910	87,910	87,910	-1.95%
T0030 Acton Park Road	42,706	41,410	41,410	41,410	41,410	3.13%
T0056 Whatman Street	19,029	69,000	69,000	69,000	69,000	-72.42%
T0057 Abbeys Farm Road	51,490	44,650	44,650	44,650	44,650	15.32%
T0058 Boallia Road	38,589	37,790	37,790	37,790	37,790	2.11%
T0059 Canal Rocks Road	59,066	60,760	60,760	60,760	60,760	-2.79%
T0060 Greenfields Road	2,691	11,000	11,000	11,000	11,000	-75.54%
T0061 Jindong Treeton Road	56,378	68,930	68,930	68,930	68,930	-18.21%
T0062 Layman Road	30,371	35,000	35,000	35,000	35,000	-13.23%
T0064 Oates Road	37,848	45,450	45,450	45,450	45,450	-16.73%
T0065 Simon Street Busselton	38,262	39,000	39,000	39,000	39,000	-1.89%
T0066 Tompsett Road	84,184	86,150	86,150	86,150	86,150	-2.28%
T0067 Tuart Drive	91,145	107,000	107,000	107,000	107,000	-14.82%
T0068 Wyadup Road	56,890	54,530	54,530	54,530	54,530	4.33%
T0069 Hadfield Avenue	41,231	57,000	57,000	57,000	57,000	-27.67%
T0070 Osprey Drive	228	8,420	8,420	8,420	8,420	-97.30%
T0071 Redgum Way	7,584	11,000	11,000	11,000	11,000	-31.06%
T0072 Bangalo Close	17,226	18,000	18,000	18,000	18,000	-4.30%
	1,194,800	1,921,750	1,921,750	2,036,150	2,036,150	-37.83%

City of BusseltonCapital Acquisition ReportProperty, Plant & Equipment, InfrastructureFor the Period Ended 31 May 2016

Description	2015/16 Actual	2015/16 Amended Budget YTD	2015/16 Original Budget YTD	2015/16 Amended Budget	2015/16 Original Budget	2015/16 Budget YTD Variance
Council Roads Initiative						
W0001 Coley Road	10,328	10,645	10,645	10,645	10,645	-2.97%
W0028 Bus Bays & Shelters	198,956	278,423	278,423	278,423	278,423	-28.54%
W0036 Georgette Street Asphalt Overlay	66,629	56,000	56,000	56,000	56,000	18.98%
W0046 Hurford Street	4,096	40,755	40,755	40,755	40,755	-89.95%
W0080 Bussell Highway	140	31,000	31,000	31,000	31,000	-99.55%
W0097 Gibb Road	42,656	42,510	42,510	42,510	42,510	0.34%
W0116 Adams Road Gravel Resheeting	89,380	107,200	107,200	107,200	107,200	-16.62%
W0134 Banksia Road	60,417	65,700	65,700	65,700	65,700	-8.04%
W0135 Bussell Highway - Norman Road Broadwater Intersection	0	34,000	34,000	34,000	34,000	-100.00%
W0136 DAP Issues District ACROD Bays, ramps, signs etc	46,604	45,000	45,000	55,000	55,000	3.56%
W0137 Edwards Road	23,106	145,920	145,920	145,920	145,920	-84.17%
W0138 Geographe Bay Road (0388) Abbey	47,039	52,000	52,000	52,000	52,000	-9.54%
W0139 Geographe Bay Road (0611) Abbey	42,768	72,000	72,000	72,000	72,000	-40.60%
W0140 Irvine Road	22,616	26,500	26,500	26,500	26,500	-14.66%
W0141 Jasper Road	18,987	19,500	19,500	19,500	19,500	-2.63%
W0142 Morrison Street Busselton	73,785	103,000	103,000	103,000	103,000	-28.36%
W0143 Price Road	124,793	110,680	110,680	110,680	110,680	12.75%
W0144 Ruabon Road	26,014	29,850	29,850	29,850	29,850	-12.85%
W0145 South Street Busselton	17,329	41,000	41,000	41,000	41,000	-57.73%
W0146 Walburra Siding Road	35,402	40,280	40,280	40,280	40,280	-12.11%
W0147 Edwards Street Busselton	56,721	78,000	78,000	78,000	78,000	-27.28%
W0148 Myles Street Busselton	32,308	39,000	39,000	39,000	39,000	-17.16%
W0149 Powell Court Busselton	56,418	60,000	60,000	60,000	60,000	-5.97%
W0150 Roe Terrace Busselton	19,854	19,000	19,000	19,000	19,000	4.50%
W0151 Steeple Retreat Busselton	38,237	42,000	42,000	84,000	84,000	-8.96%
W0152 Clairault Court Dunsborough	11,948	6,502	6,502	13,000	13,000	83.75%
W0153 Crosby Close Dunsborough	33,155	17,000	17,000	34,000	34,000	95.03%
W0154 Gull Court Dunsborough	24,767	16,500	16,500	33,000	33,000	50.10%
W0155 Hannay Lane Dunsborough	8,234	6,502	6,502	13,000	13,000	26.64%
W0156 Swallow Cove Dunsborough	91,330	23,502	23,502	47,000	47,000	288.60%
W0157 Argyle Place Geographe	17,860	12,500	12,500	25,000	25,000	42.88%
W0158 Cleveland Court Geographe	18,731	26,000	26,000	26,000	26,000	-27.96%
W0159 David Drive Geographe	41,229	55,000	55,000	55,000	55,000	-25.04%
W0160 Harrier Cove Geographe	9,679	15,000	15,000	15,000	15,000	-35.48%
W0161 Ibis Court Geographe	21,469	18,000	18,000	18,000	18,000	19.27%
W0162 Kite Court Geographe	15,318	19,000	19,000	19,000	19,000	-19.38%
W0163 Aitken Place West Busselton	27,953	33,000	33,000	33,000	33,000	-15.29%
W0164 Glassby Place West Busselton	26,852	43,000	43,000	43,000	43,000	-37.55%
W0165 Heron Place West Busselton	27,551	28,500	28,500	38,000	38,000	-3.33%
W0166 Lilly Crescent West Busselton	86,546	88,500	88,500	118,000	118,000	-2.21%
W0167 Trident Close West Busselton	27,149	30,753	30,753	41,000	41,000	-11.72%
W0168 Trojan Close West Busselton	37,765	35,000	35,000	35,000	35,000	7.90%
W0169 Wylie Crescent West Busselton	137,933	141,000	141,000	141,000	141,000	-2.18%
W0170 Boallia Rd /Ambergate Rd Intersection	19,958	20,000	20,000	20,000	20,000	-0.21%
W0172 Woodbridge Vale	0	22,000	22,000	22,000	22,000	-100.00%
W0173 Wildwood Road	11,234	13,000	13,000	13,000	13,000	-13.59%
	1,851,242	2,260,222	2,260,222	2,443,963	2,443,963	-18.09%
Sub-Total Infrastructure	16,201,532	26,405,115	26,743,856	71,368,874	69,887,195	-38.64%
Grand Total - Capital Acquisitions	23,965,900	46,351,222	46,473,731	105,738,683	103,955,999	

City of BusseltonReserves Movement ReportFor The Period Ending 31 May 2016

	2015/2016 Actual	2015/2016 Amended Budget YTD	2015/2016 Original Budget YTD	2015/2016 Amended Budget	2015/2016 Original Budget	2014/2015 Actual
	\$	\$	\$	\$	\$	\$
100 Airport Infrastructure Renewal and Replacement Reserve						
Accumulated Reserves at Start of Year	459,285.18	459,285.18	459,285.18	459,285.18	459,285.18	597,302.42
Interest transfer to Reserves	19,482.69	12,364.00	12,364.00	13,488.00	13,488.00	22,698.28
Transfer from Muni	368,258.00	368,258.00	368,258.00	401,740.00	401,740.00	413,178.48
Transfer to Muni	0.00	0.00	0.00	(42,630.00)	(42,630.00)	(573,894.00)
	<u>847,025.87</u>	<u>839,907.18</u>	<u>839,907.18</u>	<u>831,883.18</u>	<u>831,883.18</u>	<u>459,285.18</u>
101 Asset Depreciation Reserve						
Accumulated Reserves at Start of Year	2,546,023.36	2,546,023.36	2,546,023.36	2,546,023.36	2,546,023.36	4,026,326.36
Interest transfer to Reserves	65,888.83	68,541.00	68,541.00	74,772.00	74,772.00	133,322.04
Transfer to Muni	0.00	0.00	0.00	(125,000.00)	(125,000.00)	(1,613,625.04)
	<u>2,611,912.19</u>	<u>2,614,564.36</u>	<u>2,614,564.36</u>	<u>2,495,795.36</u>	<u>2,495,795.36</u>	<u>2,546,023.36</u>
102 Beach Protection Reserve						
Accumulated Reserves at Start of Year	1,494,337.28	1,494,337.28	1,494,337.28	1,494,337.28	1,494,337.28	1,324,758.47
Interest transfer to Reserves	46,110.56	40,227.00	40,227.00	43,884.00	43,884.00	51,113.01
Transfer from Muni	407,000.00	407,000.00	407,000.00	444,000.00	444,000.00	613,433.12
Transfer to Muni	0.00	0.00	0.00	(326,572.00)	(326,572.00)	(494,967.32)
	<u>1,947,447.84</u>	<u>1,941,564.28</u>	<u>1,941,564.28</u>	<u>1,655,649.28</u>	<u>1,655,649.28</u>	<u>1,494,337.28</u>
103 Biodiversity Strategy Reserve						
	<u>0.00</u>	<u>0.00</u>	<u>0.00</u>	<u>0.00</u>	<u>0.00</u>	<u>0.00</u>
105 Busselton Town Centre Improvements (SAR)						
	<u>0.00</u>	<u>0.00</u>	<u>0.00</u>	<u>0.00</u>	<u>0.00</u>	<u>0.00</u>
106 Building Reserve						
Accumulated Reserves at Start of Year	1,409,407.53	1,409,407.53	1,409,407.53	1,409,407.53	1,409,407.53	1,500,202.79
Interest transfer to Reserves	43,812.06	37,939.00	37,939.00	41,388.00	41,388.00	62,778.42
Transfer from Muni	458,337.00	458,337.00	458,337.00	500,000.00	500,000.00	500,000.00
Transfer to Muni	0.00	0.00	0.00	(785,049.00)	(625,000.00)	(653,573.68)
	<u>1,911,556.59</u>	<u>1,905,683.53</u>	<u>1,905,683.53</u>	<u>1,165,746.53</u>	<u>1,325,795.53</u>	<u>1,409,407.53</u>
107 Corporate IT System Programme						
Accumulated Reserves at Start of Year	128,259.45	128,259.45	128,259.45	128,259.45	128,259.45	123,846.27
Interest transfer to Reserves	3,474.20	3,454.00	3,454.00	3,768.00	3,768.00	4,413.18
	<u>131,733.65</u>	<u>131,713.45</u>	<u>131,713.45</u>	<u>132,027.45</u>	<u>132,027.45</u>	<u>128,259.45</u>
108 E.D.P. Main Reserve						
	<u>0.00</u>	<u>0.00</u>	<u>0.00</u>	<u>0.00</u>	<u>0.00</u>	<u>0.00</u>
110 Jetty Maintenance Reserve						
Accumulated Reserves at Start of Year	2,094,712.96	2,094,712.96	2,094,712.96	2,094,712.96	2,094,712.96	1,464,952.27
Interest transfer to Reserves	67,256.99	56,397.00	56,397.00	61,524.00	61,524.00	52,543.45
Transfer from Muni	712,348.00	717,460.00	717,460.00	1,159,369.00	1,159,369.00	1,153,802.33
Transfer to Muni	0.00	0.00	0.00	(1,582,460.00)	(1,582,460.00)	(576,585.09)
	<u>2,874,317.95</u>	<u>2,868,569.96</u>	<u>2,868,569.96</u>	<u>1,733,145.96</u>	<u>1,733,145.96</u>	<u>2,094,712.96</u>

City of Busseton

Reserves Movement Report

For The Period Ending 31 May 2016

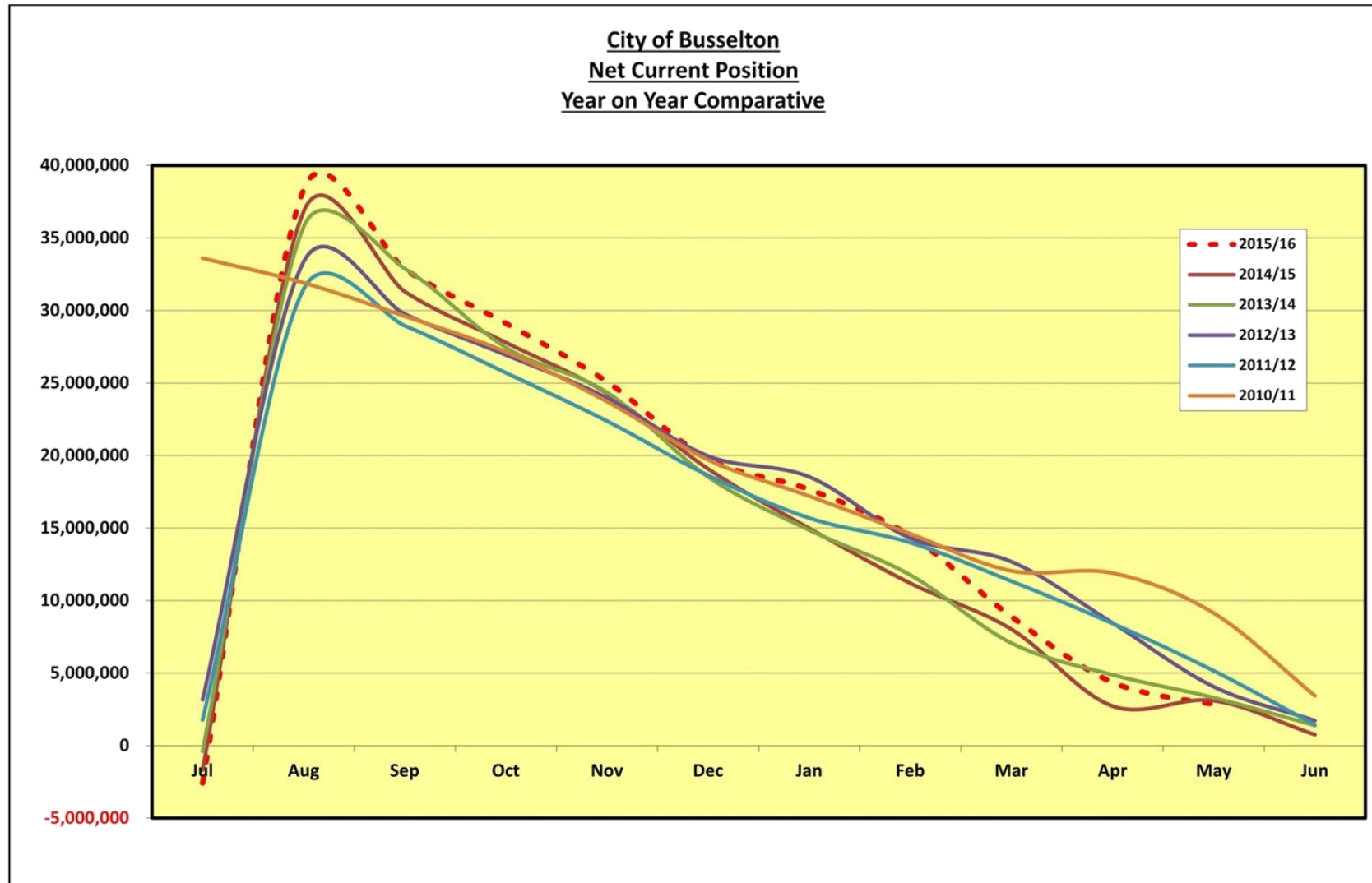
	2015/2016	2015/2016	2015/2016	2015/2016	2015/2016	2014/2015
111 Legal Expenses Reserve						
Accumulated Reserves at Start of Year	309,205.83	309,205.83	309,205.83	309,205.83	309,205.83	249,161.68
Interest transfer to Reserves	8,393.68	8,327.00	8,327.00	9,084.00	9,084.00	10,044.15
Transfer from Muni	210,644.50	210,644.50	0.00	210,644.50	0.00	50,000.00
	<u>528,244.01</u>	<u>528,177.33</u>	<u>317,532.83</u>	<u>528,934.33</u>	<u>318,289.83</u>	<u>309,205.83</u>
112 Long Service Leave Reserve						
Accumulated Reserves at Start of Year	2,204,037.00	2,204,037.00	2,204,037.00	2,204,037.00	2,204,037.00	1,987,579.00
Interest transfer to Reserves	61,787.64	59,334.00	59,334.00	64,728.00	64,728.00	72,612.83
Transfer from Muni	114,587.00	114,587.00	114,587.00	125,000.00	125,000.00	492,840.07
Transfer to Muni	0.00	0.00	0.00	(508,210.00)	(468,210.00)	(348,994.90)
	<u>2,380,411.64</u>	<u>2,377,958.00</u>	<u>2,377,958.00</u>	<u>1,885,555.00</u>	<u>1,925,555.00</u>	<u>2,204,037.00</u>
114 City Car Parking and Access Reserve						
Accumulated Reserves at Start of Year	198,114.86	198,114.86	198,114.86	198,114.86	198,114.86	1,641.14
Interest transfer to Reserves	11,083.62	5,335.00	5,335.00	5,820.00	5,820.00	7,560.96
Transfer from Muni	347,754.00	347,754.00	347,754.00	379,363.00	379,363.00	351,162.00
Transfer to Muni	0.00	0.00	0.00	(162,249.00)	(162,249.00)	(162,249.24)
	<u>556,952.48</u>	<u>551,203.86</u>	<u>551,203.86</u>	<u>421,048.86</u>	<u>421,048.86</u>	<u>198,114.86</u>
115 Plant Replacement Reserve						
Accumulated Reserves at Start of Year	2,425,054.89	2,425,054.89	2,425,054.89	2,425,054.89	2,425,054.89	3,597,284.40
Interest transfer to Reserves	75,646.95	65,285.00	65,285.00	71,220.00	71,220.00	122,315.58
Transfer from Muni	643,808.00	643,808.00	643,808.00	702,330.00	702,330.00	500,000.00
Transfer to Muni	(251,558.69)	0.00	0.00	(781,000.00)	(766,000.00)	(1,794,545.09)
	<u>2,892,951.15</u>	<u>3,134,147.89</u>	<u>3,134,147.89</u>	<u>2,417,604.89</u>	<u>2,432,604.89</u>	<u>2,425,054.89</u>
116 Professional Development Reserve						
Accumulated Reserves at Start of Year	74,239.77	74,239.77	74,239.77	74,239.77	74,239.77	111,895.55
Interest transfer to Reserves	2,663.99	2,002.00	2,002.00	2,184.00	2,184.00	4,429.87
Transfer from Muni	55,000.00	55,000.00	55,000.00	60,000.00	60,000.00	40,000.00
Transfer to Muni	0.00	0.00	0.00	(75,000.00)	(75,000.00)	(82,085.65)
	<u>131,903.76</u>	<u>131,241.77</u>	<u>131,241.77</u>	<u>61,423.77</u>	<u>61,423.77</u>	<u>74,239.77</u>
117 Road Asset Renewal Reserve						
Accumulated Reserves at Start of Year	118,257.47	118,257.47	118,257.47	118,257.47	118,257.47	2,435.24
Interest transfer to Reserves	19,110.61	3,179.00	3,179.00	3,468.00	3,468.00	16,180.90
Transfer from Muni	1,009,976.00	1,009,976.00	1,009,976.00	1,101,785.00	1,101,785.00	704,644.00
Transfer to Muni	0.00	0.00	0.00	(1,065,515.00)	(1,065,515.00)	(605,002.67)
	<u>1,147,344.08</u>	<u>1,131,412.47</u>	<u>1,131,412.47</u>	<u>157,995.47</u>	<u>157,995.47</u>	<u>118,257.47</u>
119 Sick Pay Incentive Reserve						
Accumulated Reserves at Start of Year	143,876.51	143,876.51	143,876.51	143,876.51	143,876.51	137,020.46
Interest transfer to Reserves	3,905.81	3,872.00	3,872.00	4,224.00	4,224.00	4,827.25
Transfer from Muni	0.00	0.00	0.00	0.00	0.00	2,028.80
Transfer to Muni	0.00	0.00	0.00	(5,000.00)	(5,000.00)	0.00
	<u>147,782.32</u>	<u>147,748.51</u>	<u>147,748.51</u>	<u>143,100.51</u>	<u>143,100.51</u>	<u>143,876.51</u>
120 Strategic Projects Reserve						
Accumulated Reserves at Start of Year	185,993.80	185,993.80	185,993.80	185,993.80	185,993.80	245,557.51
Interest transfer to Reserves	5,074.36	5,005.00	5,005.00	5,460.00	5,460.00	9,078.29
Transfer from Muni	22,913.00	22,913.00	22,913.00	25,000.00	25,000.00	20,000.00
Transfer to Muni	0.00	0.00	0.00	0.00	0.00	(88,642.00)
	<u>213,981.16</u>	<u>213,911.80</u>	<u>213,911.80</u>	<u>216,453.80</u>	<u>216,453.80</u>	<u>185,993.80</u>

City of BusseltonReserves Movement ReportFor The Period Ending 31 May 2016

	2015/2016	2015/2016	2015/2016	2015/2016	2015/2016	2014/2015
121 Waste Management Facility and Plant Reserve						
Accumulated Reserves at Start of Year	8,134,428.23	8,134,428.23	8,134,428.23	8,134,428.23	8,134,428.23	5,824,493.70
Interest transfer to Reserves	263,213.56	218,999.00	218,999.00	238,908.00	238,908.00	255,039.32
Transfer from Muni	2,279,838.00	2,279,838.00	2,279,838.00	2,487,090.00	2,487,090.00	2,654,067.32
Transfer to Muni	(327,904.68)	0.00	0.00	(8,485,000.00)	(6,555,000.00)	(599,172.11)
	<u>10,349,575.11</u>	<u>10,633,265.23</u>	<u>10,633,265.23</u>	<u>2,375,426.23</u>	<u>4,305,426.23</u>	<u>8,134,428.23</u>
122 Port Geographe Development Reserve						
Accumulated Reserves at Start of Year	569,370.66	569,370.66	569,370.66	569,370.66	569,370.66	567,296.45
Interest transfer to Reserves	15,343.74	15,334.00	15,334.00	16,728.00	16,728.00	20,175.35
Transfer from Muni	1,066,000.00	1,066,000.00	0.00	1,066,000.00	0.00	0.00
Transfer to Muni	0.00	0.00	0.00	(6,240.00)	(6,240.00)	(18,101.14)
	<u>1,650,714.40</u>	<u>1,650,704.66</u>	<u>584,704.66</u>	<u>1,645,858.66</u>	<u>579,858.66</u>	<u>569,370.66</u>
123 Port Geographe Waterways Managment Reserve (SAR)						
Accumulated Reserves at Start of Year	3,265,183.14	3,265,183.14	3,265,183.14	3,265,183.14	3,265,183.14	3,295,493.00
Interest transfer to Reserves	89,792.50	87,901.00	87,901.00	95,892.00	95,892.00	121,137.83
Transfer from Muni	375,882.00	375,882.00	145,882.00	389,141.00	159,141.00	148,552.31
Transfer to Muni	(300,000.00)	0.00	0.00	(300,000.00)	(300,000.00)	(300,000.00)
	<u>3,430,857.64</u>	<u>3,728,966.14</u>	<u>3,498,966.14</u>	<u>3,450,216.14</u>	<u>3,220,216.14</u>	<u>3,265,183.14</u>
124 Workers Compensation Contingency Reserve						
Accumulated Reserves at Start of Year	265,277.30	265,277.30	265,277.30	265,277.30	265,277.30	256,149.59
Interest transfer to Reserves	7,185.54	7,139.00	7,139.00	7,788.00	7,788.00	9,127.71
	<u>272,462.84</u>	<u>272,416.30</u>	<u>272,416.30</u>	<u>273,065.30</u>	<u>273,065.30</u>	<u>265,277.30</u>
125 Youth Facilities Reserve						
	<u>0.00</u>	<u>0.00</u>	<u>0.00</u>	<u>0.00</u>	<u>0.00</u>	<u>0.00</u>
126 Provence Landscape Maintenance Reserve (SAR)						
Accumulated Reserves at Start of Year	676,765.29	676,765.29	676,765.29	676,765.29	676,765.29	533,687.51
Interest transfer to Reserves	20,570.12	18,216.00	18,216.00	19,872.00	19,872.00	21,473.58
Transfer from Muni	117,359.00	117,359.00	117,359.00	128,024.00	128,024.00	121,604.20
Transfer to Muni	0.00	0.00	0.00	(117,120.00)	(117,120.00)	0.00
	<u>814,694.41</u>	<u>812,340.29</u>	<u>812,340.29</u>	<u>707,541.29</u>	<u>707,541.29</u>	<u>676,765.29</u>
127 Infrastructure Development Reserve						
Accumulated Reserves at Start of Year	2,311,812.74	2,311,812.74	2,311,812.74	2,311,812.74	2,311,812.74	1,778,227.78
Interest transfer to Reserves	64,675.45	92,136.00	92,136.00	100,512.00	100,512.00	61,190.56
Transfer from Muni	534,000.00	534,000.00	0.00	633,740.00	99,740.00	714,513.00
Transfer to Muni	0.00	0.00	0.00	(1,472,635.00)	(1,472,635.00)	(242,118.60)
	<u>2,910,488.19</u>	<u>2,937,948.74</u>	<u>2,403,948.74</u>	<u>1,573,429.74</u>	<u>1,039,429.74</u>	<u>2,311,812.74</u>
128 Vasse Newtown Landscape Maintenance Reserve (SAR)						
Accumulated Reserves at Start of Year	406,921.35	406,921.35	406,921.35	406,921.35	406,921.35	358,407.29
Interest transfer to Reserves	13,079.77	10,956.00	10,956.00	11,952.00	11,952.00	15,925.03
Transfer from Muni	135,245.00	135,245.00	135,245.00	147,540.00	147,540.00	142,887.03
Transfer to Muni	0.00	0.00	0.00	(196,785.00)	(196,785.00)	(110,298.00)
	<u>555,246.12</u>	<u>553,122.35</u>	<u>553,122.35</u>	<u>369,628.35</u>	<u>369,628.35</u>	<u>406,921.35</u>

City of BusseltonReserves Movement ReportFor The Period Ending 31 May 2016

	2015/2016	2015/2016	2015/2016	2015/2016	2015/2016	2014/2015
129 Untied Grants Reserve						
Accumulated Reserves at Start of Year	1,109,692.00	1,109,692.00	1,109,692.00	1,109,692.00	1,109,692.00	0.00
Transfer from Muni	0.00	0.00	0.00	0.00	0.00	1,109,692.00
Transfer to Muni	(1,109,692.00)	(1,109,692.00)	(1,109,692.00)	(1,109,692.00)	(1,109,692.00)	0.00
	<u>0.00</u>	<u>0.00</u>	<u>0.00</u>	<u>0.00</u>	<u>0.00</u>	<u>1,109,692.00</u>
130 Locke Estate Reserve						
Accumulated Reserves at Start of Year	0.00	0.00	0.00	0.00	0.00	114,516.21
Interest transfer to Reserves	0.00	0.00	0.00	0.00	0.00	4,405.91
Transfer from Muni	0.00	0.00	0.00	60,000.00	60,000.00	60,000.00
Transfer to Muni	0.00	0.00	0.00	0.00	0.00	(178,922.12)
	<u>0.00</u>	<u>0.00</u>	<u>0.00</u>	<u>60,000.00</u>	<u>60,000.00</u>	<u>0.00</u>
131 Busselton Community Resource Centre						
Accumulated Reserves at Start of Year	63,513.21	63,513.21	63,513.21	63,513.21	63,513.21	36,750.07
Interest transfer to Reserves	2,152.59	1,705.00	1,705.00	1,860.00	1,860.00	1,869.08
Transfer from Muni	23,298.00	23,298.00	23,298.00	25,420.00	25,420.00	24,894.06
	<u>88,963.80</u>	<u>88,516.21</u>	<u>88,516.21</u>	<u>90,793.21</u>	<u>90,793.21</u>	<u>63,513.21</u>
132 CBD Enhancement Reserve						
Accumulated Reserves at Start of Year	14,489.92	14,489.92	14,489.92	14,489.92	14,489.92	0.00
Interest transfer to Reserves	981.94	385.00	385.00	420.00	420.00	285.37
Transfer from Muni	31,900.00	31,900.00	31,900.00	34,800.00	34,800.00	14,204.55
	<u>47,371.86</u>	<u>46,774.92</u>	<u>46,774.92</u>	<u>49,709.92</u>	<u>49,709.92</u>	<u>14,489.92</u>
133 Election, Valuation and Corporate Expenses Reserve						
Accumulated Reserves at Start of Year	35,798.78	35,798.78	35,798.78	35,798.78	35,798.78	0.00
Interest transfer to Reserves	3,000.53	968.00	968.00	1,056.00	1,056.00	798.78
Transfer from Muni	188,837.00	188,837.00	188,837.00	206,000.00	206,000.00	35,000.00
Transfer to Muni	(71,105.20)	(76,000.00)	(76,000.00)	(76,000.00)	(76,000.00)	0.00
	<u>156,531.11</u>	<u>149,603.78</u>	<u>149,603.78</u>	<u>166,854.78</u>	<u>166,854.78</u>	<u>35,798.78</u>
134 Civic and Administration Centre Construction Reserve						
Accumulated Reserves at Start of Year	18,501,923.83	18,501,923.83	18,501,923.83	18,501,923.83	18,501,923.83	0.00
Interest transfer to Reserves	438,608.22	309,375.00	309,375.00	337,500.00	337,500.00	501,923.83
Transfer from Muni	0.00	0.00	0.00	0.00	0.00	18,000,000.00
Transfer to Muni	(3,000,000.00)	(6,885,000.00)	(6,885,000.00)	(9,180,000.00)	(9,180,000.00)	0.00
	<u>15,940,532.05</u>	<u>11,926,298.83</u>	<u>11,926,298.83</u>	<u>9,659,423.83</u>	<u>9,659,423.83</u>	<u>18,501,923.83</u>
Total Cash Back Reserves	<u>54,541,002.22</u>	<u>51,317,761.84</u>	<u>49,277,117.34</u>	<u>34,268,311.84</u>	<u>34,372,716.34</u>	<u>49,145,982.34</u>
Summary Reserves						
9101 Accumulated Reserves at Start of Year	49,145,982.34	49,145,982.34	49,145,982.34	49,145,982.34	49,145,982.34	28,134,985.16
9104 Interest transfer to Reserves	1,352,295.95	1,134,375.00	1,134,375.00	1,237,500.00	1,237,500.00	1,587,270.56
9102 Transfer from Muni	9,102,984.50	9,108,096.50	7,067,452.00	10,286,986.50	8,246,342.00	27,866,503.27
9103 Transfer to Muni	(5,060,260.57)	(8,070,692.00)	(8,070,692.00)	(26,402,157.00)	(24,257,108.00)	(8,442,776.65)
Closing Balance	<u>54,541,002.22</u>	<u>51,317,761.84</u>	<u>49,277,117.34</u>	<u>34,268,311.84</u>	<u>34,372,716.34</u>	<u>49,145,982.34</u>



7. GENERAL DISCUSSION ITEMS

8. NEXT MEETING DATE

Thursday, 4 August 2016

9. CLOSURE